

---

# SocialGPT: Prompting LLMs for Social Relation Reasoning via Greedy Segment Optimization

---

Wanhua Li<sup>\*,1</sup> Zibin Meng<sup>\*,1,2</sup> Jiawei Zhou<sup>3</sup> Donglai Wei<sup>4</sup> Chuang Gan<sup>5,6</sup> Hanspeter Pfister<sup>1</sup>

<sup>1</sup>Harvard University <sup>2</sup>Tsinghua University <sup>3</sup>Stony Brook University

<sup>4</sup>Boston College <sup>5</sup>MIT-IBM Watson AI Lab <sup>6</sup>UMass Amherst

## Abstract

Social relation reasoning aims to identify relation categories such as friends, spouses, and colleagues from images. While current methods adopt the paradigm of training a dedicated network end-to-end using labeled image data, they are limited in terms of generalizability and interpretability. To address these issues, we first present a simple yet well-crafted framework named SocialGPT, which combines the perception capability of Vision Foundation Models (VFMs) and the reasoning capability of Large Language Models (LLMs) within a modular framework, providing a strong baseline for social relation recognition. Specifically, we instruct VFMs to translate image content into a textual social story, and then utilize LLMs for text-based reasoning. SocialGPT introduces systematic design principles to adapt VFMs and LLMs separately and bridge their gaps. Without additional model training, it achieves competitive zero-shot results on two databases while offering interpretable answers, as LLMs can generate language-based explanations for the decisions. The manual prompt design process for LLMs at the reasoning phase is tedious and an automated prompt optimization method is desired. As we essentially convert a visual classification task into a generative task of LLMs, automatic prompt optimization encounters a unique long prompt optimization issue. To address this issue, we further propose the Greedy Segment Prompt Optimization (GSPO), which performs a greedy search by utilizing gradient information at the segment level. Experimental results show that GSPO significantly improves performance, and our method also generalizes to different image styles. The code is available at <https://github.com/Mengzibin/SocialGPT>.

## 1 Introduction

Social relationships are of paramount importance in our lives, as they significantly impact our emotional, psychological, and physical well-being. Social relationship recognition aims to categorize the relationships such as friends, colleagues, band members, and so on, that exist between individuals given an input image and the bounding boxes of the two persons of interest [1]. In recent years, social relationship recognition has garnered significant attention [1–4] due to its wide range of applications, including product recommendation [5], autonomous systems [6], and more.

Over the past decade, the field of computer vision has witnessed tremendous success [7–12] in the end-to-end learning framework, which trains a dedicated neural network end-to-end on a customized dataset. Research in social relationship recognition has also followed a similar trajectory [1, 13, 2]. As social relationship reasoning represents a cognitive function that operates at a higher level than visual perception, many methods [6, 3] incorporate rich prior knowledge of social relations into the models. For example, GRM [6] integrated a knowledge graph into its model to leverage the

---

\* Equal contribution.




Figure 1: (a) End-to-end learning-based framework for social relation reasoning. A dedicated neural network is trained end-to-end with full training data. (b) We propose a modular framework with foundation models for social relation reasoning. Our proposed SocialGPT first employs VFMs to extract visual information into textual format, and then perform text-based reasoning with LLMs, using either our manually designed SocialPrompt or optimized prompts.

information of contextual objects. GR<sup>2</sup>N [3] and TRGAT [14] exploit the logical constraints among multiple social relationships within the same scene. While these methods have achieved notable results, they are limited in terms of generalization and interpretability. In other words, we cannot trust that the trained models can generalize to arbitrary scenarios, and these models fail to provide the reasons and explanations for their decisions.

In this paper, we first present a modular framework with foundation models for social relation reasoning. Recently, we have witnessed the significant success of foundational models [15]. Many Vision Foundation Models (VFMs) can accurately perform basic visual perception tasks such as identifying “what” and “where” in images [16–19]. On the other hand, the emergence of Large Language Models (LLMs) demonstrates strong reasoning capabilities [20–23]. Therefore, we present a framework that follows the “perceive with VFMs, reason with LLMs” paradigm. This framework first employs VFMs to convert images into textual data, and subsequently leverages the textual reasoning capabilities of LLMs for relation prediction. In this process, VFMs process visual signals into fundamental facts, and then LLMs analyze these facts to make explainable inferences.

Our framework performs visual reasoning for **Social** relationship recognition using **GPT**-style LLMs, coined SocialGPT. SocialGPT introduces systematic design principles to guide and adapt VFMs and LLMs for social relationship reasoning. Specifically, in the perception phase, we extract both comprehensive and domain-specific visual information with VFMs, which is further fused into a coherent textual social story with symbol-based object reference and is easily readable. In the reasoning phase, we utilize a structured social relation reasoning prompt, named SocialPrompt, composed of different segments for “system, expectation, context, and guidance” to better instruct LLMs. With the proposed systematic design principles, our SocialGPT provides a strong baseline and achieves highly competitive zero-shot results, compared to the state-of-the-art methods that undergo end-to-end training on full training datasets.

Lastly, we observed that LLMs exhibit high sensitivity to prompts during the reasoning process, but the manual prompt design is a time-consuming and labor-intensive task [24, 25]. We propose the Greedy Segment Prompt Optimization (GSPO) algorithm for automatic prompt tuning. As we convert a visual classification task as a generative task of LLMs, automatic prompt tuning for SocialPrompt encounters the long prompt optimization issue. Our proposed GSPO addresses these issues by utilizing gradient information at the segment level for greedy search. Experiments demonstrate that GSPO significantly improves the performance of LLMs. Figure 1 visualizes our paradigm. To summarize, we make the following contributions: 1). We present a simple modular framework with foundation models for social relation reasoning, which provides a strong baseline as the first zero-shot social relation recognition method. 2). To address the long prompt optimization issue associated with visual reasoning tasks, we further propose the Greedy Segment Prompt Optimization, which performs a greedy search on the segment level with gradient guidance. 3). Experiments demonstrate that our method attains very competitive and explainable zero-shot results without additional model training. With GSPO, our method significantly outperforms the state-of-the-art methods.

## 2 Related Work

**Foundation Models.** Recently, we have witnessed the tremendous success of foundational models [19, 26–29]. Foundation models are typically trained on massive data, possess a large number

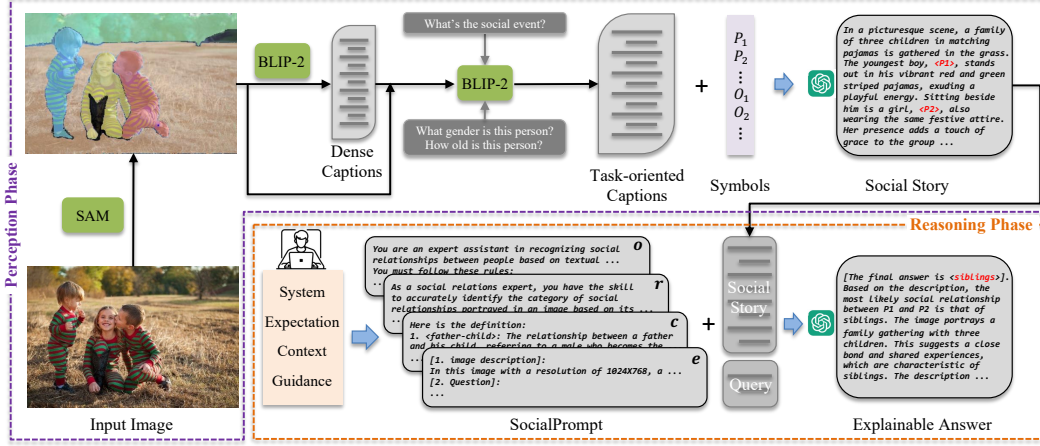


Figure 2: The framework of SocialGPT, which follows the “perception with VFMs, reasoning with LLMs” paradigm. SocialGPT converts an image into a *social story* in the perception phase, and then employs LLMs to generate explainable answers in the reasoning phase with SocialPrompt.

of model parameters, and exhibit excellent performance along with strong generalization capabilities [15]. The emergence of LLMs [15, 27, 30, 31] has significantly reshaped the field of Natural Language Processing (NLP). ChatGPT and GPT-4 [27], developed by OpenAI, are among the most famous LLMs. GPT-4, in particular, demonstrates a strikingly close-to-human-level intelligence [32]. Meanwhile, many open-source LLMs like Vicuna [29], LLaMa [33], and LLaMa-2 [34] have been developed, and have achieved outstanding performance across various NLP tasks. On the other hand, VFMs [19, 26, 35–38] have also made significant advancements. CLIP [19] connects images and text, enabling zero-shot image classification [39, 40]. BLIP [41] and BLIP-2 [16] demonstrate strong zero-shot image-to-text generation capabilities. SAM [17] offers a foundation model for image segmentation [42]. While foundation model-based frameworks have been proposed for many other tasks including few-shot visual recognition [43–45], visual question answering [46–48], and semantic segmentation [49], our SocialGPT explicitly employs text as the bridge between VFMs and LLMs and then proposes symbol-based referencing to support unambiguous text queries.

**Social Relation Recognition.** Social psychologists have conducted extensive research on social relationships over decades [50, 51], resulting in several different social theories [52, 53]. Sun *et al.* [1] followed Bugental’s domain-based theory [52] and annotated the PIPA dataset, which has become one of the most popular benchmarks for social relation recognition. Li *et al.* [13] adopted the relational models theory [53] and contributed the People in Social Context (PISC) dataset. A dual-glance model was further proposed to leverage multiple contextual regions. With the well-established benchmarks, numerous end-to-end methods [54, 3, 14, 2] have been proposed, effectively advancing the field of social relationship recognition. Some methods [54, 6] employed knowledge graphs to exploit scene and global contextual cues. Noticing that there usually are multiple social relations on the same image, Li *et al.* [3] proposed GR<sup>2</sup>N to jointly infer all relations on an image with graph neural networks. TRGAT [14] further considered higher-order constraints for social relations on an image and achieved better results. These methods adopted the end-to-end learning-based paradigm, whereas we propose a modular framework with foundation models.

### 3 SocialGPT

Social relation recognition takes an image  $I$  and two bounding boxes  $b_1$  and  $b_2$  of two interested individuals as inputs, and requires a model that outputs the social relationship  $y$ . We first introduce a modular framework with foundation models for social relation recognition in this section, which provides a strong zero-shot baseline. The pipeline is illustrated in Figure 2. On a high level, we first use VFMs to extract visual information at different granularities. The raw information is then fused into a coherent *social story* in textual format, denoted as  $S$ , which can be best reasoned with LLMs.

### 3.1 Perception with Vision Foundation Models

The perception objective is to extract essential visual information related to social relation reasoning, in order to connect with text-based LLMs for downstream reasoning. One straightforward approach is to utilize existing image captioning foundation models such as BLIP-2 [16] to generate a caption or GPT-4V [55] to generate an image description. However, a single sentence or general-purpose description may overlook crucial details relevant to social relations present in the images.

We construct text-based visual information with VFMs with being both **comprehensive** and **domain-specific** as our guidelines. To achieve this, we resort to the state-of-the-art image segmentation tool, the Segment Anything Model (SAM) [17], and the powerful vision-language foundation model, BLIP-2 [16], for both identifying important details in the image and describing them in language. In particular, we use SAM to segment the image to obtain all different object masks, and then send individual objects by masking out others to BLIP-2 to obtain descriptions of each object. Together with the image-level caption, we formulate the *dense captions* covering all objects in the input image.

The above gives us a comprehensive description of the image details. However, holistic captions of the image and different objects are not tailored to our task of social relation reasoning. To compensate for the lack of domain-specific information, we ask specific questions related to social identities by using the BLIP-2 dialog functionality to extract more specific information depending on object types. Recent research [54, 1] has shown that the age and gender of individuals, as well as the social scene and activity, are important clues. Therefore, we actively inquire BLIP-2 about these clues. Specifically, when dealing with people objects, we inquire about age and gender details. This information is crucial for distinguishing familial relationships within a family unit, such as father-child and grandmother-grandchild relationships. For image-level captions, we explore the social scenario or event depicted in the picture. This approach allows us to generate *task-oriented captions* that are tailored to our social relation recognition objective.

### 3.2 Social Story Generation

One could directly input the dense captions and task-oriented captions along with object axes and dimensions into LLMs for social relation reasoning, but the information is fragmented and objects are described in isolation. On the other hand, LLMs perform the best when working with human-readable natural language and they often struggle with arithmetic reasoning tasks [56–58]. Therefore, we integrate the aforementioned vision information by composing a social story that is complete and coherent. Objects are conveniently **referable** and described in relative relations, and the full story is easily **readable** by both humans and LLMs. This will serve as a crucial bridge from visual perception to textual reasoning, providing a solid foundation for the next step of understanding with LLMs.

We propose *symbol-based referencing* for object referral. Multiple individuals and various social relationships coexist in a single image, and bounding boxes  $b_1$  and  $b_2$  are provided for specific relation inquiries in supervised learning settings. However, as we now convert the entire image into textual data and rely on LLMs for analysis, effective referral of individual objects becomes a critical question. Based on SAM segmentation masks, we can naturally derive bounding boxes for each object  $i$  as  $b_i = [x_i, y_i, h_i, w_i]$ , where  $(x_i, y_i)$  is the center coordinate and  $(h_i, w_i)$  are the height and width. While directly using these coordinates for referrals in the social story and question inquiries is precise, they pose extra challenges for readability and numerical reasoning for LLMs. Instead, we assign *symbols* to each object to associate with its coordinates in the original image, textual caption, and task-specific features for our social story generation. We use  $P_i$  to refer to people objects, and  $O_i$  to refer to other objects. Numerical coordinates will not appear in our social story, and relative positional relations are described with the referral symbols. The symbol-based referring also enables straightforward querying for LLMs. For instance, one can directly inquire LLMs about the social relationship between  $P_2$  and  $P_3$  with natural language and LLMs will easily identify the queried persons associated with symbols. This provides a clear and concise bridge between the object descriptions and the bounding box-based queries, and a similar method can be adopted for a broader range of applications when text-based reasoning is involved for object referral for visual question answering, robotics, etc.

Finally, based on the list of isolated image and object descriptions after symbol-based referencing, we instruct an LLM to act as an information fusion tool for generating a coherent social story  $\mathcal{S}$  in a unified paragraph. The social story tells all the information needed about the visual scene for




Figure 3: An example of social story generation.

text-based reasoning, which is highly readable and understandable by humans and LLMs with clear symbol references and information consolidation. An example of extracted perceptual information with symbol associations and the generated social story is depicted in Figure 3.

### 3.3 Reasoning with Large Language Models

After obtaining the mapping from image to social story:  $I \rightarrow S$ , we feed both  $S$  and bounding box queries ( $b_i, b_j$ ), converted to textual queries  $q$  with referencing symbols  $P_i, P_j$ , into LLMs to obtain interpretable answers  $a$ . This is to let LLMs output the map from  $(S, q)$  to  $a$ , which we do by prompting. Since LLM performance is highly sensitive to prompt variations [59, 55], we design our social relation reasoning prompt with four segments, which we name SocialPrompt.

**System.** This is the system prompt provided by many LLMs to steer their behavior. We utilize it to explicitly define several core rules for our task of social reasoning. We denote it as the  $o$  segment.

**Expectation.** This is the instruction that we give to the model to set expectations of the anticipated outcomes. This helps avoid vague or unexpected outputs. To do so, we construct a role assignment and task description prompt, denoted as  $r$ , where we explicitly assign the role of a social relation expert to the LLM and provide a detailed elaboration of the task’s input and output.

**Context.** This provides sufficient contextual information to help the LLMs understand the background of the problem. As a classification task, we provide specific definitions for each social relationship category, resulting in the prompt segment denoted as  $c$ .

**Guidance.** This offers an exemplar to show the LLMs how to respond to a query based on a social story. In-context learning has been proven as an effective means to expand the capabilities of LLMs [60–62]. We manually construct an in-context example prompt, denoted as  $e = (S_0, q_0, a_0)$ , to better guide LLMs in performing social relationship reasoning in the desired format. Here we also guide the model to generate possible explanations for its prediction. While using more in-context examples may potentially further enhance performance, this is beyond the scope of the paper and is left as future work.

The final SocialPrompt consists of  $(o, r, c, e)$ , and is concatenated with a testing story-query pair  $(S, q)$  at the end for model predictions. Figure 2 shows the structured excerpts of SocialPrompt, and we put the full prompt into the Appendix. Note that we do not use any training samples provided by a dataset and only employ the foundation models. Consequently, SocialGPT is capable of zero-shot social relation reasoning, while maintaining its interpretability and generalizability.

## 4 Greedy Segment Prompt Optimization

Although we have devised well-structured SocialPrompt for social relation reasoning, experiments reveal that different ways of prompt rephrasing and demonstration example variations can significantly impact the LLM reasoning performance. Manually searching for the optimal prompt is time-consuming and labor-intensive, thus automatic prompt tuning is desired. Nevertheless, unlike the prompt optimization methods [63, 64] typically employed in NLP, automatic prompt tuning for SocialPrompt faces two unique challenges: *free-form target* and *long prompt optimization*. As we convert a visual classification task into a generative task for LLMs, the model’s output space transitions from discrete numerical representations of one-hot labels to unconstrained textual forms. Defining free-form text objectives for SocialPrompt optimization is not well-explored. Meanwhile, as the social story  $S$  is a comprehensive description of the image such as in Figure 3, and task

---

**Algorithm 1** Greedy Segment Prompt Optimization

---

**Input:** Initial segments  $w_{1:M}$ , training dataset  $\mathcal{T}$ , iteration number  $N$

Build the candidate set  $\mathcal{W}_m$  for each segment  $w_m$

**repeat**  $N$  times

Randomly sample a batch of data  $\mathcal{D}$  from  $\mathcal{T}$

**for**  $m = 1, \dots, M$  **do**

$\mathcal{U}_m := \text{Top-}k(-\sum_{z \in \mathcal{D}} \nabla_{h_{w_m}} \mathcal{L}(w_{1:M}; z))$

$\triangleright$  Compute top- $k$  promising segment substitutions

**for**  $b = 0, 1, \dots, K * M - 1$  **do**

$\tilde{w}_{1:M}^{(b)} := w_{1:M}$

$\triangleright$  Initialization

$\tilde{w}_i^{(b)} := \mathcal{U}_i(\lfloor b/M \rfloor)$ , where  $i = (b \bmod M) + 1$

$\triangleright$  Select one replacement segment

$w_{1:M} := \tilde{w}_{1:M}^{(b^*)}$ , where  $b^* = \arg\min_b \sum_{z \in \mathcal{D}} \mathcal{L}(\tilde{w}_{1:M}^{(b)}, z)$

$\triangleright$  Compute best replacement

**Output:** Optimized segments  $w_{1:M}$

---

and full label set definitions could be lengthy, our SocialPrompt tends to be very long. This poses additional challenges for automatic prompt tuning methods. To address these issues, we propose a segment-based optimization algorithm, named Greedy Segment Prompt Optimization (GSPO).

**Tuning Objective.** To automate prompt searching, the first step is to define the optimization objective. Ideally, we aim to find the optimal prompt  $\{o^*, r^*, c^*, e^*\}$  that maximize the probability of LLMs generating the correct answer  $a$  for any given sample  $z = (S, q)$ . Let’s first review the training paradigm commonly used for autoregressive language models [65, 66, 60], which essentially employ the next token prediction task, *i.e.*, learning  $p(w_{n+1}|w_{1:n})$ , where token  $w_{n+1} \in \mathcal{V}$ , and  $\mathcal{V}$  represents the token vocabulary. Unlike typical classification tasks where only a one-hot formatted category is predicted, our answers are free-form text, consisting of a sequence of numerous tokens. Constructing the ground truth with free-form text for each sample is challenging. This paper proposes instructing LLMs to begin their response with the predicted class category following a pre-defined template. Formally, we assume that the ground truth answer  $a$  for sample  $z$  takes the following form:  $a = [a^0, a^1, a^2, \dots]$ , where  $a^0$  denotes the first sentence of  $a$ ,  $a^1$  is the second sentence, and so forth. We specify  $a^0$  to have the following fixed format:  $a^0 = \text{“The final answer is str}(\mathbf{y})\text{”}$ , where  $\text{str}(\mathbf{y})$  represents the string representation of class label  $\mathbf{y}$ . Then we can define the objective:

$$\mathcal{L}(o, r, c, e; z, \mathbf{y}) = -\mathbb{E}_{(z, a^0)} [\log p(a^0 | o, r, c, e; z)], \quad (1)$$

where the expectation is taken from a collection of training examples, and the probabilities are computed from LLM’s next token prediction distributions. Note here the LLM is frozen, and we seek to find the optimal prompt to minimize the above loss. In practice, we employ the same template in our in-context example, making it easy for LLMs to follow a consistent output format. This ensures that the loss primarily stems from LLMs’ predictions of tokenized category names rather than category-agnostic sentence formatting. Note that we only construct and supervise the first sentence of the ground truth answer, while the model is free to generate its explanation in the following sentences.

**Long Prompt Optimization.** We optimize over discrete prompt tokens, constrained to a vocabulary  $\mathcal{V}$  for each token position associated with the LLM. While some discrete prompt optimization algorithms [67, 25, 67] have been proposed in the NLP field, they typically operate on a limited number of tokens. In contrast, as a visual reasoning task, we require long prompts to adequately convey the dense information and provide detailed context. In fact, the number of tokens in our SocialPrompt may well exceed 2K, and conduct token-level optimization results in a search space of  $2000^{|\mathcal{V}|}$ , which is beyond the capacities of current optimization methods as  $|\mathcal{V}| = 32,000$  for many LLMs [33, 34]. We propose to perform segment-level optimization as a surrogate. Formally, suppose the prompt is  $w$  with  $M$  segments, denoted as  $w_{1:M}$ . In our case we can have  $M = 4$  and directly map the segments to  $o, r, c, e$ , respectively. We propose a candidate set  $\mathcal{W}_m$  consisting of alternative prompts for each segment, which we use ChatGPT to generate followed by light manual revisions, and the algorithm searches over the combination of different candidates. For the demonstration example segment  $e$ , we also manually select samples from an existing training set as candidates.

More specifically, inspired by AutoPrompt [25], our optimization algorithm considers all possible single-segment substitutions, thereby selecting the segment candidate that minimizes the loss over



Table 1: The comparison results on the PIPA dataset. ZS stands for Zero-Shot.

Methods	ZS	Acc (%)
All attributes + SVM [1]	✗	57.2
Pair CNN [13]	✗	58.0
Dual-Glance [13]	✗	59.6
SRG-GN [54]	✗	53.6
GRM [6]	✗	62.3
MGR [2]	✗	64.4
GR <sup>2</sup> N [3]	✗	64.3
TRGAT [14]	✗	65.3
SocialGPT (w/ GPT-3.5)	✓	64.1
SocialGPT (w/ Vicuna-13B)	✓	<b>66.7</b>

Table 2: Ablations on components of SocialGPT with Vicuna-7B. The results are obtained on the PIPA dataset with a zero-shot setting.

Methods	Acc (%)
SocialGPT	<b>61.58</b>
- Dense Captions	52.63
- Task-oriented Captions	59.89
- Symbol $\rightarrow$ Object Coordinate	57.68
- Symbol $\rightarrow$ Object Caption	59.83
- Social Story	45.31
- SocialPrompt Segment {System}	60.23
- SocialPrompt Segment {Expectation}	59.19
- SocialPrompt Segment {Context}	61.18
- SocialPrompt Segment {Guidance}	43.56

a batch of training samples. We replace one segment at a time in a greedy manner. In practice, instead of evaluating all possible candidates, we further reduce the search space by calculating the gradients of the one-hot segment indicators for each segment and selecting the top  $K$  most promising candidates for that segment. The gradient is computed as:  $\nabla_{h_{w_m}} \mathcal{L}(w_{1:M}) \in \mathbb{R}^{|\mathcal{W}_m|}$ , where  $h_{w_m}$  represents the one-hot representation of selecting  $w_m$  from the set  $\mathcal{W}_m$ . Then the top  $K$  promising substitutions with the largest negative gradient are chosen for evaluation. We repeat this process to acquire  $K$  candidates for each segment, and we only replace one segment at a time to obtain  $K * M$  new prompts. Then the one with the smallest loss over a batch of training samples is chosen. We iterate this process  $N$  times to find the best-performing prompt. The entire search process is shown in Algorithm 1.

## 5 Experiments

### 5.1 Settings

**Data and Evaluation.** We adopt two widely-used benchmarks for social relation reasoning: PIPA [1] and PISC [13]. The PIPA dataset categorizes 16 types of social relationships, including family bonds (like parent-child, grandparent-grandchild), personal connections (friends, loves/spouses), educational and professional interactions (teacher-student, leader-subordinate), and group associations (band, sports team, colleagues). The PISC dataset categorizes social relationships into six types: commercial, couple, family, friends, professional, and no-relation. We follow the standard train/val/test split for both datasets and report the classification accuracy on the test set. Note that the training set is not used for our zero-shot results, but is used for in-context exemplar proposals for our prompt optimization algorithm. For both datasets, we measure classification accuracy as our evaluation metric.

**Implementation Details.** We use two VFM models for visual information extraction – the SAM [17] model for object segmentation, followed by BLIP-2 [41] for dense caption generation. For the social story generation, we employ the GPT-3.5 [55] Turbo model that has empowered ChatGPT. We set the temperature to 0 for greedy decoding to bolster the result’s reproducibility. Other generation parameters are otherwise set as default. For subsequent reasoning of social relations based on generated stories, we experiment with both GPT-3.5 and open-source LLMs, including Vicuna-7B/13B [29] and Llama2-7B/13B [34]. All the decoding temperature is set as 0, and we set the maximum context length to 4096 for Vicuna and Llama2 to accommodate our long prompt. For GSPO, we curate  $M = 15$  candidates for each of the four segments within the complete prompt and set  $K = 3$  for candidate selection for  $N = 500$  iterations. One A100 GPU is used for all experiments.

### 5.2 Zero-shot Social Relation Recognition with SocialGPT

**Main Results.** We compare SocialGPT, using either GPT-3.5 or Vicuna-13B, with previous fully supervised methods and present our results in Table 1 and Table 3. Here our method does not

Table 3: The comparison results on the PISC dataset. Previous methods are replicated with open-source code to report the accuracy metric. ZS means Zero-Shot.

Methods	ZS	Acc (%)
Pair CNN [13]	✗	46.30
GRM [6]	✗	64.18
GR <sup>2</sup> N [3]	✗	64.70
SocialGPT (w/ GPT-3.5)	✓	53.43
SocialGPT (w/ Vicuna-13B)	✓	<b>65.12</b>

Table 4: Comparison with existing Vision-Language Models on the PIPA dataset, with SocialGPT using Vicuna-13B model.

Methods	Acc (%)
BLIP-2 [41]	35.84
LLaVA [68]	45.12
GPT-4V [55]	59.67
SocialGPT	<b>66.70</b>

undergo the prompt tuning optimization, performing relation reasoning in a zero-shot fashion without utilizing any training examples. On both datasets, Vicuna-13B performs better than GPT-3.5 with our framework. In particular, on PIPA benchmark shown in Table 1, SocialGPT achieves the best accuracy compared with all prior supervised approaches, leading the previous state-of-the-art model TRGAT [14] by 1.4%. The results on the PISC benchmark are shown in Table 3. Most previous methods used mAP (mean Average Precision) as the metric on the PISC dataset, whereas we opted not to employ this metric due to the disparity between our predictions. Unlike previous methods that output per-class confidence scores, our prediction is the textual outputs from LLMs. Therefore, we still adopt the accuracy metric on the PISC dataset. To report the accuracy performance of other methods, we chose the state-of-the-art methods with publicly available code for reproduction and compared their performance. Table 3 shows that our method attains comparable results to the state-of-the-art GR<sup>2</sup>N model, despite not being trained with any data.

**Comparison with End-to-End VLMs.** Our approach breaks down the social relation reasoning into different phases involving perception tasks with VFMs and reasoning with LLMs, bridged by a coherent textual social story. However, recent advancements in multimodal foundation models (VLMs) provide a straightforward way of reasoning about visual contents, which is simply asking questions about the image to a vision-language model that can respond with an answer directly. We compare SocialGPT with three state-of-the-art end-to-end vision-language foundation models by directly inquiring about social relationships in the image, including BLIP-2 [41], LLaVA [68], and GPT-4V [55], with results shown in Table 4. We see that the method of querying vision-language foundation models, albeit simple, is still lagging behind our approach of SocialGPT with principled designs and modularized VFMs and LLMs. Our well-designed SocialGPT even outperforms the high-performing GPT-4V by 7.03% in accuracy. These results justify the design principles of our framework with comprehensive perception extraction and coherent language reasoning.

**Ablation Study.** We conduct a series of ablation studies to assess the efficacy of various components at different stages of SocialGPT. Table 2 shows the results with Vicuna-7B on the PIPA dataset. The first part of ablation focuses on the social story generation pipeline. As we use SAM to segment the image for visual perception, removing SAM would disable fine-grained object descriptions (dense captions) in the social story, resulting in an accuracy drop of more than 8%. If we do not acquire the task-oriented captions, there is a performance drop of 1.69%. Next, a crucial component of the social story generation in SocialGPT is the utilization of symbols (*P* for people and *O* for others) for effective referral of objects. If we do not use the symbols, but instead replace the object referral with either the direct coordinate or the object-specific caption from BLIP-2 in both the social story and the question, we see the performance drops by 3.90% and 1.75%, respectively. Finally, we fuse the multi-aspect visual information into a cohesive social story. If we bypass the fusion and directly utilize the visual annotations from VLMs, we can see there is a significant performance drop of 16.27%. This indicates that a good textual description of comprehensive visual information is necessary to connect LLMs to reason about social scenes presented in images.

We also ablate the SocialPrompt segments in our LLM reasoning phase. We do this by removing each of the segments from the full prompt one at a time, and results are presented in the bottom half of Table 2. We can see that guidance segmentation, which contains a manually constructed demonstration example of how to reason about social relations based on our social story, has the most influence on the model performance. Without it, the accuracy drops by 18.02%. The system



Table 5: Prompt tuning results (accuracy in %) with GSPO.

Model	PIPA			PISC		
	SocialGPT	+ GSPO	$\Delta$	SocialGPT	+ GSPO	$\Delta$
Vicuna-7B	61.58	62.99	+1.41	45.13	49.79	+4.66
Vicuna-13B	<b>66.70</b>	<b>69.23</b>	+2.53	<b>65.12</b>	<b>66.19</b>	+1.07
Llama2-7B	31.91	34.07	+2.16	36.71	38.04	+1.33
Llama2-13B	37.86	41.27	+3.41	42.74	48.39	+5.65

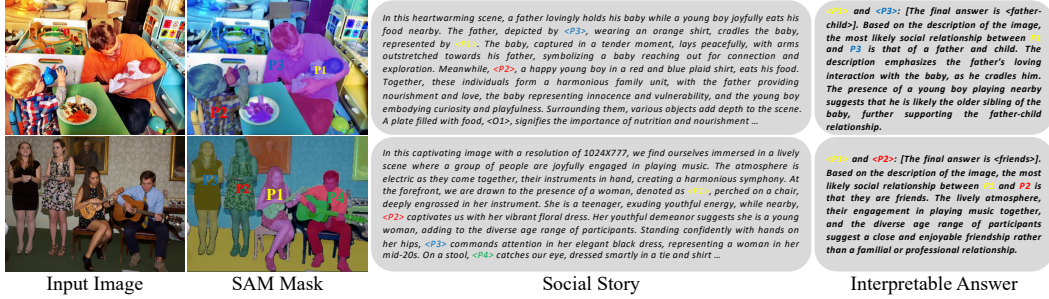


Figure 4: Visualization results of interpretability. We show the SocialGPT perception and reasoning process. We see that our model predicts correct social relationships with plausible explanations.

prompt and expectation segment contributes to the final performance by approximately 1.35% and 2.39%, respectively, and the context segment defining social relationship categories has a lesser contribution with a 0.4% accuracy difference. This is perhaps because the LLMs already have substantial knowledge of common social relationships.

### 5.3 Long Prompt Optimization with GSPO

As SocialGPT utilizes fixed prompt segments to instruct LLMs for social relation reasoning based on social stories, it might not be optimal with the static prompt design. Our GSPO further tunes the long prompt on the segment level for automatic performance improvements. Table 5 presents the results when applying GSPO on SocialGPT with various LLMs for reasoning, compared with the baseline zero-shot performance. Overall our segment-level prompt tuning with GSPO helps with the classification of all model variants. On PIPA the performance boost is about 2.38% on average, and on PISC it achieves a better gain with about 3.18% on average. These show the efficacy of the proposed GSPO algorithm to efficiently enhance prompt effectiveness. Out of the model variations, Vicuna-13B consistently outperforms other LLMs under our setup. The flexibility of SocialGPT in connecting with different reasoning models makes it more easily benefit from the latest advancements of LLMs without any heavy adaptation.

### 5.4 Qualitative Analysis

**Reasoning Process and Interpretability.** We illustrate the perception and reasoning process of SocialGPT as well as the final results in Figure 4. The people objects are fully segmented from VFMs and associated with symbols, which are then utilized to generate a coherent social story with clear references. By using LLMs for the reasoning on top of textual stories, SocialGPT not only outputs the correct social relations between different objects in the image but also provides plausible explanations behind the reasoning process.

**Generalization on Different Image Styles.** Previous supervised models on social relation recognition heavily rely on annotated images and relations in a specific domain. As a result, these models cannot generalize to unseen image types well. In contrast, our method does not have the limitation of being domain-specific. We apply SocialGPT to novel sketch and cartoon images with various social relations generated by GPT-4V, with results shown in Figure 5. As shown in the first example, the previous state-of-the-art model GR<sup>2</sup>N [3] fails to generalize as it predicts the relation between  $P_1$  and  $P_2$  as colleagues, but SocialGPT correctly recognizes the classmate relation based on the social scene with detailed explanation.

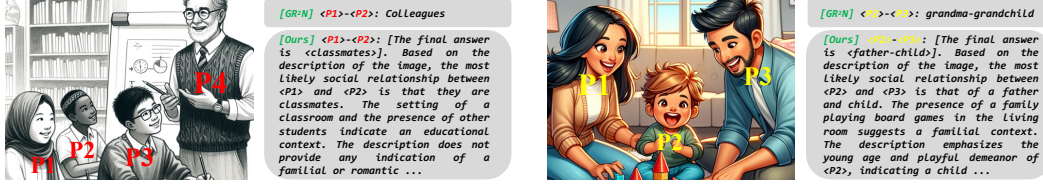


Figure 5: Results when applying SocialGPT to sketch and cartoon images. The images are generated by GPT-4V. Our method generalizes well on these novel image styles.

## 6 Conclusion

**Conclusion.** In this paper, we present SocialGPT, a modular framework with foundation models for social relation reasoning, which attains competitive zero-shot results while also providing interpretable explanations. Furthermore, we propose the GSPO for automatic prompt tuning, which further improves the performance. Our approach opens new avenues for exploring the synergy between vision and language models in high-level cognitive tasks and offers a promising direction for future advancements in the field of social relation recognition.

**Limitations and broader impacts.** Due to the modular nature of our approach, the performance of our method is constrained by the performance of the foundation models. If the segmentation model fails, or if the BLIP-2 model generates incorrect captions, or if the reasoning by LLMs is flawed, then our method is also prone to errors. Our method transforms visual problems into language-based reasoning, which could improve accessibility for visually impaired individuals. Meanwhile, our method also inherits biases from the foundation models, thus further research is needed to address them. Automatic classification of social relationships may lead to unintended negative consequences. To mitigate these risks, we can implement strategies such as fairness and bias checks, as well as promote transparent and responsible use of our technology.

## Acknowledgment

This research is supported in part by the NIH grant R01HD104969, NIH grant 1U01CA284207, and NSF award IIS-2239688.

## References

- [1] Qianru Sun, Bernt Schiele, and Mario Fritz. A domain based approach to social relation recognition. In *CVPR*, pages 3481–3490, 2017.
- [2] Meng Zhang, Xinchun Liu, Wu Liu, Anfu Zhou, Huadong Ma, and Tao Mei. Multi-granularity reasoning for social relation recognition from images. In *ICME*, pages 1618–1623, 2019.
- [3] Wanhua Li, Yueqi Duan, Jiwen Lu, Jianjiang Feng, and Jie Zhou. Graph-based social relation reasoning. In *ECCV*, pages 18–34. Springer, 2020.
- [4] Haorui Wang, Yibo Hu, Yangfu Zhu, Jinsheng Qi, and Bin Wu. Shifted gcn-gat and cumulative-transformer based social relation recognition for long videos. In *ACM MM*, pages 67–76, 2023.
- [5] You-Jin Park and Kun-Nyeong Chang. Individual and group behavior-based customer profile model for personalized product recommendation. *Expert Systems with Applications*, 36(2):1932–1939, 2009.
- [6] Zhouxia Wang, Tianshui Chen, Jimmy Ren, Weihao Yu, Hui Cheng, and Liang Lin. Deep reasoning with knowledge graph for social relationship understanding. In *IJCAI*, 2018.
- [7] Shaoqing Ren, Kaiming He, Ross Girshick, and Jian Sun. Faster r-cnn: Towards real-time object detection with region proposal networks. *NeurIPS*, 28, 2015.
- [8] Kaiming He, Xiangyu Zhang, Shaoqing Ren, and Jian Sun. Deep residual learning for image recognition. In *CVPR*, pages 770–778, 2016.
- [9] Kaiming He, Georgia Gkioxari, Piotr Dollár, and Ross Girshick. Mask r-cnn. In *ICCV*, pages 2961–2969, 2017.

- [10] Wanhua Li, Jiwen Lu, Jianjiang Feng, Chunjing Xu, Jie Zhou, and Qi Tian. Bridgenet: A continuity-aware probabilistic network for age estimation. In *CVPR*, pages 1145–1154, 2019.
- [11] Robin Strudel, Ricardo Garcia, Ivan Laptev, and Cordelia Schmid. Segmenter: Transformer for semantic segmentation. In *ICCV*, pages 7262–7272, 2021.
- [12] Nicolas Carion, Francisco Massa, Gabriel Synnaeve, Nicolas Usunier, Alexander Kirillov, and Sergey Zagoruyko. End-to-end object detection with transformers. In *ECCV*, pages 213–229. Springer, 2020.
- [13] Junnan Li, Yongkang Wong, Qi Zhao, and Mohan S Kankanhalli. Dual-glance model for deciphering social relationships. In *ICCV*, pages 2650–2659, 2017.
- [14] Yunfei Guo, Fei Yin, Wei Feng, Xudong Yan, Tao Xue, Shuqi Mei, and Cheng-Lin Liu. Social relation reasoning based on triangular constraints. In *AAAI*, pages 737–745, 2023.
- [15] Rishi Bommasani, Drew A Hudson, Ehsan Adeli, Russ Altman, Simran Arora, Sydney von Arx, Michael S Bernstein, Jeannette Bohg, Antoine Bosselut, Emma Brunskill, et al. On the opportunities and risks of foundation models. *arXiv preprint arXiv:2108.07258*, 2021.
- [16] Junnan Li, Dongxu Li, Silvio Savarese, and Steven Hoi. Blip-2: Bootstrapping language-image pre-training with frozen image encoders and large language models. *arXiv preprint arXiv:2301.12597*, 2023.
- [17] Alexander Kirillov, Eric Mintun, Nikhila Ravi, Hanzi Mao, Chloe Rolland, Laura Gustafson, Tete Xiao, Spencer Whitehead, Alexander C Berg, Wan-Yen Lo, et al. Segment anything. In *ICCV*, 2023.
- [18] Minghan Qin, Wanhua Li, Jiawei Zhou, Haoqian Wang, and Hanspeter Pfister. Langsplat: 3d language gaussian splatting. In *CVPR*, pages 20051–20060, 2024.
- [19] Alec Radford, Jong Wook Kim, Chris Hallacy, Aditya Ramesh, Gabriel Goh, Sandhini Agarwal, Girish Sastry, Amanda Askell, Pamela Mishkin, Jack Clark, et al. Learning transferable visual models from natural language supervision. In *ICML*, pages 8748–8763. PMLR, 2021.
- [20] Jason Wei, Xuezhi Wang, Dale Schuurmans, Maarten Bosma, Fei Xia, Ed Chi, Quoc V Le, Denny Zhou, et al. Chain-of-thought prompting elicits reasoning in large language models. *NeurIPS*, 35:24824–24837, 2022.
- [21] Jason Wei, Yi Tay, Rishi Bommasani, Colin Raffel, Barret Zoph, Sebastian Borgeaud, Dani Yogatama, Maarten Bosma, Denny Zhou, Donald Metzler, et al. Emergent abilities of large language models. *arXiv preprint arXiv:2206.07682*, 2022.
- [22] Xuezhi Wang, Jason Wei, Dale Schuurmans, Quoc V Le, Ed H Chi, Sharan Narang, Aakanksha Chowdhery, and Denny Zhou. Self-consistency improves chain of thought reasoning in language models. In *ICLR*, 2023.
- [23] Shunyu Yao, Dian Yu, Jeffrey Zhao, Izhak Shafran, Thomas L Griffiths, Yuan Cao, and Karthik Narasimhan. Tree of thoughts: Deliberate problem solving with large language models. *arXiv preprint arXiv:2305.10601*, 2023.
- [24] Pengfei Liu, Weizhe Yuan, Jinlan Fu, Zhengbao Jiang, Hiroaki Hayashi, and Graham Neubig. Pre-train, prompt, and predict: A systematic survey of prompting methods in natural language processing. *ACM Computing Surveys*, 55(9):1–35, 2023.
- [25] Taylor Shin, Yasaman Razeghi, Robert L Logan IV, Eric Wallace, and Sameer Singh. Autoprompt: Eliciting knowledge from language models with automatically generated prompts. In *EMNLP*, pages 4222–4235, 2020.
- [26] Robin Rombach, Andreas Blattmann, Dominik Lorenz, Patrick Esser, and Björn Ommer. High-resolution image synthesis with latent diffusion models. In *CVPR*, pages 10684–10695, 2022.
- [27] OpenAI. Gpt-4 technical report, 2023.
- [28] Wanhua Li, Xiaoke Huang, Zheng Zhu, Yansong Tang, Xiu Li, Jie Zhou, and Jiwen Lu. Ordinalclip: Learning rank prompts for language-guided ordinal regression. *NeurIPS*, 35:35313–35325, 2022.
- [29] Wei-Lin Chiang, Zhuohan Li, Zi Lin, Ying Sheng, Zhanghao Wu, Hao Zhang, Lianmin Zheng, Siyuan Zhuang, Yonghao Zhuang, Joseph E. Gonzalez, Ion Stoica, and Eric P. Xing. Vicuna: An open-source chatbot impressing gpt-4 with 90%\* chatgpt quality, March 2023.

- [30] Susan Zhang, Stephen Roller, Naman Goyal, Mikel Artetxe, Moya Chen, Shuohui Chen, Christopher Dewan, Mona Diab, Xian Li, Xi Victoria Lin, et al. Opt: Open pre-trained transformer language models. *arXiv preprint arXiv:2205.01068*, 2022.
- [31] Rohan Anil, Andrew M Dai, Orhan Firat, Melvin Johnson, Dmitry Lepikhin, Alexandre Passos, Siamak Shakeri, Emanuel Taropa, Paige Bailey, Zhifeng Chen, et al. Palm 2 technical report. *arXiv preprint arXiv:2305.10403*, 2023.
- [32] Sébastien Bubeck, Varun Chandrasekaran, Ronen Eldan, Johannes Gehrke, Eric Horvitz, Ece Kamar, Peter Lee, Yin Tat Lee, Yuanzhi Li, Scott Lundberg, et al. Sparks of artificial general intelligence: Early experiments with gpt-4. *arXiv preprint arXiv:2303.12712*, 2023.
- [33] Hugo Touvron, Thibaut Lavril, Gautier Izacard, Xavier Martinet, Marie-Anne Lachaux, Timothée Lacroix, Baptiste Rozière, Naman Goyal, Eric Hambro, Faisal Azhar, et al. Llama: Open and efficient foundation language models. *arXiv preprint arXiv:2302.13971*, 2023.
- [34] Hugo Touvron, Louis Martin, Kevin Stone, Peter Albert, Amjad Almahairi, Yasmine Babaei, Nikolay Bashlykov, Soumya Batra, Prajjwal Bhargava, Shrutu Bhosale, et al. Llama 2: Open foundation and fine-tuned chat models. *arXiv preprint arXiv:2307.09288*, 2023.
- [35] Mathilde Caron, Hugo Touvron, Ishan Misra, Hervé Jégou, Julien Mairal, Piotr Bojanowski, and Armand Joulin. Emerging properties in self-supervised vision transformers. In *ICCV*, pages 9650–9660, 2021.
- [36] Maxime Oquab, Timothée Darcet, Théo Moutakanni, Huy Vo, Marc Szafraniec, Vasil Khalidov, Pierre Fernandez, Daniel Haziza, Francisco Massa, Alaaeldin El-Nouby, et al. Dinov2: Learning robust visual features without supervision. *arXiv preprint arXiv:2304.07193*, 2023.
- [37] Liunian Harold Li, Pengchuan Zhang, Haotian Zhang, Jianwei Yang, Chunyuan Li, Yiwu Zhong, Lijuan Wang, Lu Yuan, Lei Zhang, Jenq-Neng Hwang, et al. Grounded language-image pre-training. In *CVPR*, pages 10965–10975, 2022.
- [38] Aditya Ramesh, Mikhail Pavlov, Gabriel Goh, Scott Gray, Chelsea Voss, Alec Radford, Mark Chen, and Ilya Sutskever. Zero-shot text-to-image generation. In *ICML*, pages 8821–8831. PMLR, 2021.
- [39] Kaiyang Zhou, Jingkang Yang, Chen Change Loy, and Ziwei Liu. Learning to prompt for vision-language models. *IJCV*, 130(9):2337–2348, 2022.
- [40] Sachit Menon and Carl Vondrick. Visual classification via description from large language models. In *ICLR*, 2023.
- [41] Junnan Li, Dongxu Li, Caiming Xiong, and Steven Hoi. Blip: Bootstrapping language-image pre-training for unified vision-language understanding and generation. In *ICML*, pages 12888–12900. PMLR, 2022.
- [42] Evan Ling, Dezhao Huang, and Minhoe Hur. Humans need not label more humans: Occlusion copy & paste for occluded human instance segmentation. In *BMVC*, 2022.
- [43] Renrui Zhang, Xiangfei Hu, Bohao Li, Siyuan Huang, Hanqiu Deng, Yu Qiao, Peng Gao, and Hongsheng Li. Prompt, generate, then cache: Cascade of foundation models makes strong few-shot learners. In *CVPR*, pages 15211–15222, 2023.
- [44] Peng Gao, Shijie Geng, Renrui Zhang, Teli Ma, Rongyao Fang, Yongfeng Zhang, Hongsheng Li, and Yu Qiao. Clip-adapter: Better vision-language models with feature adapters. *IJCV*, pages 1–15, 2023.
- [45] Kaiyang Zhou, Jingkang Yang, Chen Change Loy, and Ziwei Liu. Conditional prompt learning for vision-language models. In *CVPR*, pages 16816–16825, 2022.
- [46] Zhenwei Shao, Zhou Yu, Meng Wang, and Jun Yu. Prompting large language models with answer heuristics for knowledge-based visual question answering. In *CVPR*, pages 14974–14983, 2023.
- [47] Jiaxian Guo, Junnan Li, Dongxu Li, Anthony Meng Huat Tiong, Boyang Li, Dacheng Tao, and Steven Hoi. From images to textual prompts: Zero-shot visual question answering with frozen large language models. In *CVPR*, pages 10867–10877, 2023.
- [48] Dídac Surís, Sachit Menon, and Carl Vondrick. Vipergpt: Visual inference via python execution for reasoning. In *ICCV*, 2023.
- [49] Chaohui Yu, Qiang Zhou, Jingliang Li, Jianlong Yuan, Zhibin Wang, and Fan Wang. Foundation model drives weakly incremental learning for semantic segmentation. In *CVPR*, pages 23685–23694, 2023.

- [50] Sheldon Cohen. Social relationships and health. *American psychologist*, 59(8):676, 2004.
- [51] Hope R Conte and Robert Plutchik. A circumplex model for interpersonal personality traits. *Journal of personality and social psychology*, 40(4):701, 1981.
- [52] Daphne Blunt Bugental. Acquisition of the algorithms of social life: a domain-based approach. *Psychological bulletin*, 126(2):187, 2000.
- [53] Alan P Fiske. The four elementary forms of sociality: framework for a unified theory of social relations. *Psychological review*, 99(4):689, 1992.
- [54] Arushi Goel, Keng Teck Ma, and Cheston Tan. An end-to-end network for generating social relationship graphs. In *CVPR*, pages 11186–11195, 2019.
- [55] Jules White, Sam Hays, Quchen Fu, Jesse Spencer-Smith, and Douglas C Schmidt. Chatgpt prompt patterns for improving code quality, refactoring, requirements elicitation, and software design. *arXiv preprint arXiv:2303.07839*, 2023.
- [56] Shima Imani, Liang Du, and Harsh Shrivastava. Mathprompter: Mathematical reasoning using large language models. *arXiv preprint arXiv:2303.05398*, 2023.
- [57] Arkil Patel, Satwik Bhattamishra, and Navin Goyal. Are nlp models really able to solve simple math word problems? In *NAACL*, pages 2080–2094, 2021.
- [58] Timo Schick, Jane Dwivedi-Yu, Roberto Dessì, Roberta Raileanu, Maria Lomeli, Luke Zettlemoyer, Nicola Cancedda, and Thomas Scialom. Toolformer: Language models can teach themselves to use tools. *arXiv preprint arXiv:2302.04761*, 2023.
- [59] Jules White, Quchen Fu, Sam Hays, Michael Sandborn, Carlos Olea, Henry Gilbert, Ashraf Elnashar, Jesse Spencer-Smith, and Douglas C Schmidt. A prompt pattern catalog to enhance prompt engineering with chatgpt. *arXiv preprint arXiv:2302.11382*, 2023.
- [60] Tom Brown, Benjamin Mann, Nick Ryder, Melanie Subbiah, Jared D Kaplan, Prafulla Dhariwal, Arvind Neelakantan, Pranav Shyam, Girish Sastry, Amanda Askell, et al. Language models are few-shot learners. *NeurIPS*, 33:1877–1901, 2020.
- [61] Sewon Min, Xinxu Lyu, Ari Holtzman, Mikel Artetxe, Mike Lewis, Hannaneh Hajishirzi, and Luke Zettlemoyer. Rethinking the role of demonstrations: What makes in-context learning work? In *EMNLP*, pages 11048–11064, 2022.
- [62] Ohad Rubin, Jonathan Herzig, and Jonathan Berant. Learning to retrieve prompts for in-context learning. In *NAACL*, pages 2655–2671, 2022.
- [63] Yongchao Zhou, Andrei Ioan Muresanu, Ziwen Han, Keiran Paster, Silviu Pitis, Harris Chan, and Jimmy Ba. Large language models are human-level prompt engineers. In *ICLR*, 2023.
- [64] Reid Pryzant, Dan Iter, Jerry Li, Yin Lee, Chenguang Zhu, and Michael Zeng. Automatic prompt optimization with “gradient descent” and beam search. In Houda Bouamor, Juan Pino, and Kalika Bali, editors, *EMNLP*, pages 7957–7968, 2023.
- [65] Alec Radford, Karthik Narasimhan, Tim Salimans, Ilya Sutskever, et al. Improving language understanding by generative pre-training. 2018.
- [66] Alec Radford, Jeffrey Wu, Rewon Child, David Luan, Dario Amodei, Ilya Sutskever, et al. Language models are unsupervised multitask learners. *OpenAI blog*, 1(8):9, 2019.
- [67] Andy Zou, Zifan Wang, J Zico Kolter, and Matt Fredrikson. Universal and transferable adversarial attacks on aligned language models. *arXiv preprint arXiv:2307.15043*, 2023.
- [68] Haotian Liu, Chunyuan Li, Qingyang Wu, and Yong Jae Lee. Visual instruction tuning, 2023.

## A More Implementation Details




Figure 6: The comparisons of the default SAM masks and our SAM masks.

In this paper, we employ SAM to automatically segment an image into multiple object masks, which we then use to generate dense captions. However, a challenge arises with SAM’s default “segment everything” setting, as it tends to produce over-segmented and fine-grained masks. For instance, a person may be segmented into multiple fragments, including hair, face, hand, arm, and so on. Two examples illustrating this issue are presented in Figure 6. Creating meaningful captions for these subpart-level regions proves to be challenging and often leads to a loss of overall object perception. This is due to the fact that SAM generates three masks for each point prompt, corresponding to three semantic levels: whole, part, and sub-part. To address this issue, we adopted a two-stage SAM forward scheme. Initially, we employed SAM’s default “segment anything” approach to obtain segmented masks, then retained the center points of each mask as point prompts for the second SAM forward pass. This ensures that as much as possible, objects in the image are not missed in the second SAM segmentation stage. For the second SAM segmentation stage, the points obtained from the first stage are used as point prompts, considering only the highest semantic level among SAM’s three semantic levels. This approach minimizes over-segmentation and allows our method to focus on semantic at the object level. Subsequently, we apply NMS, threshold filtering, and post-processing to obtain high-quality object-level masks following SAM’s methodology [17]. The resulting object masks for our method are displayed in Figure 6.

## B Prompts

**Social Story Generation.** We carefully designed the prompt to guide the LLMs in generating coherent and easily understandable social stories based on dense captions. The system prompt and user prompt are depicted in Figure 7. To ensure symbol-based referencing, we explicitly instruct LLMs not to rely on coordinates but instead to use symbols for reference. Additionally, we require the generated paragraphs to focus on social contexts.

**SocialPrompt on the PIPA dataset.** The PIPA dataset comprises 16 social relationship categories, including father-child, mother-child, grandpa-grandchild, grandma-grandchild, friends, siblings, classmates, loves/spouses, presenter-audience, teacher-student, trainer-trainee, leader-subordinate, band members, dance team members, sport team members, and colleagues. Figure 8 illustrates the prompt we utilized for the PIPA dataset in the zero-shot setting. We provided a detailed explanation for each category within the prompt. Furthermore, the SocialPrompt includes manually constructed in-context examples.

**SocialPrompt on the PISC dataset.** Figure 9 illustrates the SocialPrompt utilized in the PISC dataset, specifically in the zero-shot setting. The PISC dataset comprises 6 social relation categories:



[System Prompt]: You are an expert in generating only one naturally fluent and flawless paragraph based on a set of statements.

You must follow these rules:

- Illustrate the spatial relationship and depict the interaction between different people.
- Do not use any coordinate to describe.
- Must use symbols <O..> and <P..> when referring to objects and people.

[User Prompt]: Here we have 4-tuple  $[x1, y1, w, h]$  to depict the position of a box that frames the objects or persons, where  $[x1, y1]$  means the coordinate of the upper left corner of the box and  $[w, h]$  means the width and length of the box. The structure of people semantic is like " $\{<symbol>:[P..], <coordinate>:[x1, y1, w, h], <caption>:[caption \text{ text of the people}], <age>:[age \text{ text of the people}], <gender>:[gender \text{ text of the people}]\}$ ". The structure of objects semantic is like " $\{<symbol>:[O..], <coordinate>:[x1, y1, w, h], <caption>:[caption \text{ text of the object}]\}$ ". Generate only an informative and nature paragraph based on the given information  $(a, b, c, d)$  and following rules:

- a. Image Resolution:  $\{width\} \times \{height\}$
- b. Image Caption:  $\{caption\}$
- c. Image Scene:  $\{image \text{ caption scene}\}$
- d. People and Objects Semantic:  $\{region \text{ semantic}\}$

There are some rules:

- Pay more attention to the people semantic, which have reference <P>.
- Depict the spatial relationships between individuals and objects, as well as the spatial relationships between people.
- Must use symbols <O..> and <P..> when referring to objects and people.
- Do not use coordinates  $[x1, y1, w, h]$ ,  $[x1, y1]$ ,  $[w, h]$  or numbers to show position information of each object.
- Pay more attention to the social scene and describe the social event in detail. Explain how each person and object contributes to the social event.
- No more than 15 sentences.
- Only use one paragraph.

Figure 7: The prompt used for social story generation. GPT-3.5 Turbo model is used for caption fusion. The system prompt lists some key rules and the user prompt details the task definition.

commercial, couple, family, friends, professional, and no-relation. We have also included the definitions of these six social relation categories within the prompt.

**SocialPrompt after GSPO.** Due to the time and effort-intensive nature of manually designing prompts, this paper introduces the Greedy Segment Prompt Optimization method. For each segment, we employ ChatGPT to generate multiple candidates. As for the in-context examples, we also randomly select several samples from the training dataset. Here, we employ Vicuna-7B [29] for training to obtain the optimized prompts. The optimized prompt on the PIPA dataset is illustrated in Figure 10, while that on the PISC dataset is shown in Figure 11.

[System Prompt]: You are an expert assistant in recognizing social relationships between people based on textual descriptions.

You must follow these rules:

- The answer can only be one of the 16 listed social relationships.
- Give the most likely answer and don't refuse to answer.
- If can't decide, then randomly select one.
- Output the final answer in the first sentence.

[User Prompt]: As a social relations expert, you have the skill to accurately identify the category of social relationships portrayed in an image based on its text description. Your expertise covers 16 distinct types of social relationships, with each pair of individuals falling under one of these 16 categories. Using the provided information, you draw inferences to determine the most likely type of social relationship depicted in an image. Your final output should be one of 16 distinct types of social relationships, defined as follows: {<father-child>, <mother-child>, <grandpa-grandchild>, <grandma-grandchild>, <friends>, <siblings>, <classmates>, <lovers/spouses>, <presenter-audience>, <teacher-student>, <trainer-trainee>, <leader-subordinate>, <band members>, <dance team members>, <sport team members>, <colleagues>}.

Here is the definition:

1. <father-child>: The relationship between a father and his child, referring to a male who becomes the biological or legal father of one or more children.
2. <mother-child>: The relationship between a mother and her child, referring to a female who becomes the biological or legal mother of one or more children.
3. <grandpa-grandchild>: The relationship between a grandfather and his grandchild, referring to a male who becomes the grandfather of one or more grandchildren.
4. <grandma-grandchild>: The relationship between a grandmother and her grandchild, referring to a female who becomes the grandmother of one or more grandchildren.
5. <friends>: The relationship between two or more individuals who establish an intimate connection, usually based on shared interests, experiences, or backgrounds.
6. <siblings>: The relationship between two or more individuals who share the same parents or blood relations.
7. <classmates>: The relationship between students who study in the same class.
8. <lovers/spouses>: The romantic relationship between two individuals, which may include a marriage relationship.
9. <presenter-audience>: The relationship between a speaker and a group of listeners, where the speaker (usually a professional) delivers a speech or presentation to the audience, who may be viewers, listeners, spectators, or clients.
10. <teacher-student>: The relationship between a teacher and one or more students, where the teacher (usually a professional) imparts knowledge, skills, and values to the student.
11. <trainer-trainee>: The relationship between a trainer and one or more trainees, where the trainer imparts specific knowledge, skills, and techniques.
12. <leader-subordinate>: The relationship between a leader and their subordinates, where the leader holds a managerial position in an organization or institution, guiding and directing the activities of their subordinates.
13. <band members>: The relationship between musicians or singers who form a group to perform music together.
14. <dance team members>: The relationship between dancers who form a group to perform dance routines together.
15. <sport team members>: The relationship between athletes who form a team to compete in various sports.
16. <colleagues>: The relationship between individuals who work in the same organization or company.

\*\*\*\*\*

[1. image description]:

In this image with a resolution of 1024X768, a captivating scene unfolds on a sun-kissed beach. Captured in the frame are a woman and a young girl, their presence adding a sense of joy and tranquility to the serene surroundings. The young girl, denoted as P1, can be seen sitting on the sandy ground, her innocent curiosity shining through her bright eyes. Nearby, the woman, referred to as P2, gracefully bends her leg, taking in the beauty of the shoreline. The composition skillfully portrays the spatial relationship between individuals and objects, as well as the spatial relationships between people. Various objects enhance the scene's vibrant narrative. O1 depicts a suited man confidently holding a cell phone, exuding a professional aura. The focused attention on the people semantic continues with another shot of P3, the young girl leisurely seated on the powdery sand. Moving on to other objects that add charm and interest to the image, O2 presents a girl sitting with her legs crossed, while O3 showcases a content black cat resting on a wooden floor. A black and white dog proudly stands next to a white cat in O4, creating a delightful contrast. The visual narrative extends to O5, featuring a box adorned with a picture of two children, evoking a sense of innocence and playfulness. O6 offers a vibrant red and white bow set against a contrasting black background, injecting a touch of whimsy. The colorful ensemble continues with O7, capturing the striking image of a blue and black boat with a vibrant red bow. O8 showcases a white and pink table adorned with a picture of a woman, adding a feminine touch to the beach scene. Lastly, O9 and O10 portray a white house and a white garage respectively, both complemented by black roofs, completing the picturesque environment. Through careful attention to both the positions and the objects themselves, this image effectively conveys a sense of harmony and intrigue within the bounds of the beach setting.

[2. Question]:

What are the most likely social relationships between P1 and P2? Choose only one from {<father-child>, <mother-child>, <grandpa-grandchild>, <grandma-grandchild>, <friends>, <siblings>, <classmates>, <lovers/spouses>, <presenter-audience>, <teacher-student>, <trainer-trainee>, <leader-subordinate>, <band members>, <dance team members>, <sport team members>, <colleagues>}.

[3. Answer]: [The final answer is <mother-child>]. Based on the setting and the activities depicted, a likely inference could be the "mother-child" relationship. The image's narrative implies a protective and nurturing dynamic between the woman and the young girl, which is characteristic of a mother-child relationship. Considering that P1 is a young girl and P2 is a woman, and they are together at the beach, one plausible inference could be the "mother-child" relationship. The beach setting could suggest a family outing, and the age difference suggests a parent-child dynamic.

\*\*\*\*\*

Figure 8: The SocialPrompt on the PIPA dataset.

[System Prompt]: You are an expert assistant in recognizing social relationships between people based on textual descriptions.

You must follow these rules:

- The answer can only be one of the 6 listed social relationships.
- Give the most likely answer and don't refuse to answer.
- If can't decide, then randomly select one.
- Output the final answer in the first sentence.

[User Prompt]: Possessing expertise in social relations, you hold the proficiency to correctly categorize the social relationships depicted in an image, by analyzing its textual description. Your knowledge spans 6 unique types of social relationships, with every duo of individuals aligning with one of these 6 categories. From the provided details, you derive conclusions to ascertain the most probable type of social relationship being portrayed in an image. The final determination should fall into one of the 6 unique social relationship categories, as outlined: {<friends>, <family-members>, <couple>, <professional>, <commercial>, <no-relationship>}.

Here is the definition:

1. <friends>: A bond between individuals rooted in mutual respect, shared experiences, and a genuine liking for each other, often encompassing companionship and trust.
2. <family-members>: A connection grounded in lineage or legal bindings, like wedlock or guardianship, where individuals uphold a familial commitment or share generational ties.
3. <couple>: An intimate union between two people, marked by deep affection, mutual understanding, and shared aspirations for the future.
4. <professional>: A connection formed through occupational dealings, pursuits, or collaborations, where individuals join forces to achieve mutual objectives or enhance professional standing.
5. <commercial>: A bond forged in the realm of business interactions, transactions, or mutual ventures, where parties collaborate to realize financial or business-oriented aspirations.
6. <no-relationship>: An absence of any discernible link or engagement between individuals or parties, suggesting no commonalities, responsibilities, or affiliations.

\*\*\*\*\*

[1. image description]:

In the bustling scene of a parade, a group of police officers on horseback captivates the attention of the crowd. Among them, a woman wearing a hat and scarf (<P1>) stands tall, exuding confidence. Close by, a woman in a purple scarf and black jacket (<P2>) commands authority as a police officer. A police officer in a hat and sunglasses (<P3>) adds an air of mystery to the scene. In a surprising twist, a man in a police uniform rides a skateboard (<P4>), showcasing his youthful spirit. Another man in a police uniform, wearing sunglasses (<P5>), exudes a sense of coolness. A woman in a white hat and scarf (<P6>) beams with joy, adding a touch of warmth to the parade. The presence of horses with saddles and bridles (<O1>, <O2>, <O3>) symbolizes the traditional and noble nature of the police force. A group of people standing in a line (<O4>) signifies the unity and camaraderie among the officers. A blue and yellow police vest with the words "Washington Police Department" (<O5>) proudly represents the force. A man in a jacket and jeans standing against a black background (<O6>) adds an element of intrigue. A person holding up a bunch of stickers (<O7>) suggests the engagement of the crowd. A man in a black jacket and white scarf (<O8>) adds a touch of style to the event. A blue and white striped chair with a matching back (<O9>) provides a resting place for weary officers. Lastly, the flag of France displayed on a flagpole (<O10>) symbolizes the international cooperation and solidarity within the police force. Together, these individuals and objects create a vibrant and dynamic atmosphere, showcasing the dedication and diversity of the police officers in this parade.

[2. Question]:

What are the most likely social relationships between P5 and P6? Choose only one from {<friends>, <family-members>, <couple>, <professional>, <commercial>, <no-relationship>}.

[3. Answer]: [The final answer is <professional>]. The description portrays a scene of a parade where a group of police officers, including P5 and P6, are participating. They are both described as police officers, indicating a professional relationship. The focus of the description is on their roles and presence in the parade, suggesting a shared professional connection rather than a personal or romantic one. There is no evidence to suggest a familial, commercial, or friendship relationship between P5 and P6. Therefore, the most likely social relationship between them is a professional one.

\*\*\*\*\*

Figure 9: The SocialPrompt on the PISC dataset.

[System Prompt]: You are an expert assistant in recognizing social relationships between people based on textual descriptions.

You must follow these rules:

- The answer can only be one of the 16 listed social relationships.
- Give the most likely answer and don't refuse to answer.
- If can't decide, then randomly select one.
- Output the final answer in the first sentence.

[User Prompt]: In your role as a specialist in social relations, you possess the capability to precisely determine the nature of social relationships shown in an image from its textual description. The range of your expertise encompasses 16 unique categories of social relationships, with each duo of individuals categorized under one of these. From the information given, you make deductions about the probable type of social relationship an image displays. The relationship type you conclude should be among the following 16 unique categories: {<father-child>, <mother-child>, <grandpa-grandchild>, <grandma-grandchild>, <friends>, <siblings>, <classmates>, <lovers/spouses>, <presenter-audience>, <teacher-student>, <trainer-trainee>, <leader-subordinate>, <band members>, <dance team members>, <sport team members>, <colleagues>}.

Here is the definition:

1. <father-child>: The bond between a father and his child, characterized by a male being the biological or legal guardian to one or more children.
2. <mother-child>: The bond between a mother and her child, embodied by a female being the biological or legal guardian to one or more children.
3. <grandpa-grandchild>: The bond between a grandfather and his grandchild, depicted by a male being the grandfather to one or more grandchildren.
4. <grandma-grandchild>: The bond between a grandmother and her grandchild, depicted by a female being the grandmother to one or more grandchildren.
5. <friends>: The bond between two or more individuals who foster a close connection, often stemming from common interests, shared experiences, or similar backgrounds.
6. <siblings>: The bond between two or more individuals who have common familial ties through either biological or legal parentage.
7. <classmates>: The bond between students who share the academic journey in the same class setting.
8. <lovers/spouses>: The romantic bond between two individuals, encompassing a union that may extend to a marital relationship.
9. <presenter-audience>: The interactive bond between a speaker and a group of listeners, wherein the speaker, often a professional, delivers content or messages to the attentive audience.
10. <teacher-student>: The educational bond between a teacher and one or more students, where the teacher, often a professional, disseminates knowledge, skills, and values to the student.
11. <trainer-trainee>: The instructional bond between a trainer and one or more trainees, with the trainer providing specific knowledge, skills, and techniques.
12. <leader-subordinate>: The hierarchical bond between a leader and their subordinates, where the leader, in a managerial position, navigates and orchestrates the activities of the subordinates within an organization or institution.
13. <band members>: The creative bond between musicians or singers who unite to create and perform music as a collective.
14. <dance team members>: The rhythmic bond between dancers who collaborate to choreograph and perform dance routines as a unit.
15. <sport team members>: The competitive bond between athletes who amalgamate into a team striving to achieve success in various sporting events.
16. <colleagues>: The professional bond between individuals who share a common working environment within an organization or company.

\*\*\*\*\*

[1. image description]:

In a meeting room, two men in suits are engaged in a professional discussion. The first man, <P1>, stands on the left side of the room, wearing a suit with a red tie. He is in his mid-50s and has a warm smile on his face. The second man, <P2>, stands on the right side, wearing a suit and tie. He is in his early 20s and is gesturing with his hands as he speaks. In front of them, there is a red chair, <O2>, which adds a touch of color to the scene. Behind the men, there is a wall with the words "the best way to get your," <O1>, emphasizing the importance of the meeting. On the wall, there is also a red heart, <O3>, symbolizing passion and dedication. Additionally, there is a red beret with black trim, <O4>, placed on a nearby table, adding a touch of style to the room. On the floor, there are a pair of red shoes, <O5>, which complement the overall aesthetic. The combination of these objects creates a visually appealing and professional atmosphere for the meeting. The interaction between the two men, <P1> and <P2>, is evident as they shake hands, symbolizing mutual respect and collaboration. Overall, this scene captures a significant moment of interaction and exchange between two individuals in a professional setting, with the objects enhancing the ambiance and adding depth to the overall composition.

[2. Question]:

What are the most likely social relationships between P1 and P2? Choose only one from {<father-child>, <mother-child>, <grandpa-grandchild>, <grandma-grandchild>, <friends>, <siblings>, <classmates>, <lovers/spouses>, <presenter-audience>, <teacher-student>, <trainer-trainee>, <leader-subordinate>, <band members>, <dance team members>, <sport team members>, <colleagues>}.

[3. Answer]: [The final answer is <colleagues>]. Based on the description of the image, the most likely social relationship between P1 and P2 is that they are colleagues. The setting of a meeting room and their professional attire suggest a work-related context. The description emphasizes their professional discussion and the interaction between them, indicating a professional relationship rather than a personal or familial one.

\*\*\*\*\*

Figure 10: The prompt after GSPO on the PIPA dataset.

[System Prompt]: You are a skilled aide in identifying social connections among individuals through textual depictions.

You are bound by these guidelines:

- Your response must solely fall within one of the 6 specified social relations.
- Furnish the most probable answer without abstaining.
- In case of indecision, make a random choice from the list.
- Deliver the ultimate answer as the opening sentence.

[User Prompt]: Possessing expertise in social relations, you hold the proficiency to correctly categorize the social relationships depicted in an image, by analyzing its textual description. Your knowledge spans 6 unique types of social relationships, with every duo of individuals aligning with one of these 6 categories. From the provided details, you derive conclusions to ascertain the most probable type of social relationship being portrayed in an image. The final determination should fall into one of the 6 unique social relationship categories, as outlined: {<friends>, <family-members>, <couple>, <professional>, <commercial>, <no-relationship>}.

Here is the definition:

1. <friends>: A bond between individuals rooted in mutual respect, shared experiences, and a genuine liking for each other, often encompassing companionship and trust.
2. <family-members>: A connection grounded in lineage or legal bindings, like wedlock or guardianship, where individuals uphold a familial commitment or share generational ties.
3. <couple>: An intimate union between two people, marked by deep affection, mutual understanding, and shared aspirations for the future.
4. <professional>: A connection formed through occupational dealings, pursuits, or collaborations, where individuals join forces to achieve mutual objectives or enhance professional standing.
5. <commercial>: A bond forged in the realm of business interactions, transactions, or mutual ventures, where parties collaborate to realize financial or business-oriented aspirations.
6. <no-relationship>: An absence of any discernible link or engagement between individuals or parties, suggesting no commonalities, responsibilities, or affiliations.

\*\*\*\*\*

[1. image description]:

In this scene at an airport, a woman with a black bag stands in the center, surrounded by a diverse group of people and objects. To her left, a person in a green shirt and jeans, identified as <P1>, leans against a metal box, while a girl in a purple shirt and jeans, identified as <P2>, stands nearby. On the right, a man in a black shirt and red hat, identified as <P3>, carries a black suitcase with yellow tape, while a man in a green and white striped shirt, identified as <P4>, holds a piece of luggage with a tag attached. Behind them, a young adult man, identified as <P5>, stands in front of a black background, wearing a tan jacket. In the foreground, a woman in a blue and white outfit, identified as <P6>, jumps energetically. The objects in the scene include a woman bending over to pick up a frisbee, a man standing on a metal box, a suitcase with a green and yellow stripe, a black and blue bird with a long tail, a tan leather briefcase with a strap, a black wallet with a red and yellow stripe, a man in a black shirt and red tie, and a man standing in front of a window. Each person and object contributes to the bustling atmosphere of the airport, with the individuals engaged in various activities and the objects representing the luggage and personal belongings of the travelers.

[2. Question]:

What are the most likely social relationships between P4 and P5? Choose only one from {<friends>, <family-members>, <couple>, <professional>, <commercial>, <no-relationship>}.

[3. Answer]: [The final answer is <no-relationship>]. The description portrays a scene at an airport where a diverse group of individuals is present. There is no specific indication of a social relationship between P4 and P5. They are simply described as individuals standing near each other in the scene, without any explicit interaction or connection. Therefore, the most likely social relationship between P4 and P5 is no relationship.

\*\*\*\*\*

Figure 11: The prompt after GSPO on the PISC dataset.

## NeurIPS Paper Checklist

### 1. Claims

Question: Do the main claims made in the abstract and introduction accurately reflect the paper's contributions and scope?

Answer: [\[Yes\]](#)

Justification: The main claims made in the abstract and introduction accurately reflect the paper's contributions and scope.

Guidelines:

- The answer NA means that the abstract and introduction do not include the claims made in the paper.
- The abstract and/or introduction should clearly state the claims made, including the contributions made in the paper and important assumptions and limitations. A No or NA answer to this question will not be perceived well by the reviewers.
- The claims made should match theoretical and experimental results, and reflect how much the results can be expected to generalize to other settings.
- It is fine to include aspirational goals as motivation as long as it is clear that these goals are not attained by the paper.

### 2. Limitations

Question: Does the paper discuss the limitations of the work performed by the authors?

Answer: [\[Yes\]](#)

Justification: We discussed the limitations in the Conclusion Section.

Guidelines:

- The answer NA means that the paper has no limitation while the answer No means that the paper has limitations, but those are not discussed in the paper.
- The authors are encouraged to create a separate "Limitations" section in their paper.
- The paper should point out any strong assumptions and how robust the results are to violations of these assumptions (e.g., independence assumptions, noiseless settings, model well-specification, asymptotic approximations only holding locally). The authors should reflect on how these assumptions might be violated in practice and what the implications would be.
- The authors should reflect on the scope of the claims made, e.g., if the approach was only tested on a few datasets or with a few runs. In general, empirical results often depend on implicit assumptions, which should be articulated.
- The authors should reflect on the factors that influence the performance of the approach. For example, a facial recognition algorithm may perform poorly when image resolution is low or images are taken in low lighting. Or a speech-to-text system might not be used reliably to provide closed captions for online lectures because it fails to handle technical jargon.
- The authors should discuss the computational efficiency of the proposed algorithms and how they scale with dataset size.
- If applicable, the authors should discuss possible limitations of their approach to address problems of privacy and fairness.
- While the authors might fear that complete honesty about limitations might be used by reviewers as grounds for rejection, a worse outcome might be that reviewers discover limitations that aren't acknowledged in the paper. The authors should use their best judgment and recognize that individual actions in favor of transparency play an important role in developing norms that preserve the integrity of the community. Reviewers will be specifically instructed to not penalize honesty concerning limitations.

### 3. Theory Assumptions and Proofs

Question: For each theoretical result, does the paper provide the full set of assumptions and a complete (and correct) proof?

Answer: [\[NA\]](#)



Justification: This paper does not involve theoretical contributions.

Guidelines:

- The answer NA means that the paper does not include theoretical results.
- All the theorems, formulas, and proofs in the paper should be numbered and cross-referenced.
- All assumptions should be clearly stated or referenced in the statement of any theorems.
- The proofs can either appear in the main paper or the supplemental material, but if they appear in the supplemental material, the authors are encouraged to provide a short proof sketch to provide intuition.
- Inversely, any informal proof provided in the core of the paper should be complemented by formal proofs provided in appendix or supplemental material.
- Theorems and Lemmas that the proof relies upon should be properly referenced.

#### 4. Experimental Result Reproducibility

Question: Does the paper fully disclose all the information needed to reproduce the main experimental results of the paper to the extent that it affects the main claims and/or conclusions of the paper (regardless of whether the code and data are provided or not)?

Answer: [\[Yes\]](#)

Justification: We have included an Algorithm to clearly demonstrate how to reproduce our method. We will also release the code.

Guidelines:

- The answer NA means that the paper does not include experiments.
- If the paper includes experiments, a No answer to this question will not be perceived well by the reviewers: Making the paper reproducible is important, regardless of whether the code and data are provided or not.
- If the contribution is a dataset and/or model, the authors should describe the steps taken to make their results reproducible or verifiable.
- Depending on the contribution, reproducibility can be accomplished in various ways. For example, if the contribution is a novel architecture, describing the architecture fully might suffice, or if the contribution is a specific model and empirical evaluation, it may be necessary to either make it possible for others to replicate the model with the same dataset, or provide access to the model. In general, releasing code and data is often one good way to accomplish this, but reproducibility can also be provided via detailed instructions for how to replicate the results, access to a hosted model (e.g., in the case of a large language model), releasing of a model checkpoint, or other means that are appropriate to the research performed.
- While NeurIPS does not require releasing code, the conference does require all submissions to provide some reasonable avenue for reproducibility, which may depend on the nature of the contribution. For example
  - (a) If the contribution is primarily a new algorithm, the paper should make it clear how to reproduce that algorithm.
  - (b) If the contribution is primarily a new model architecture, the paper should describe the architecture clearly and fully.
  - (c) If the contribution is a new model (e.g., a large language model), then there should either be a way to access this model for reproducing the results or a way to reproduce the model (e.g., with an open-source dataset or instructions for how to construct the dataset).
  - (d) We recognize that reproducibility may be tricky in some cases, in which case authors are welcome to describe the particular way they provide for reproducibility. In the case of closed-source models, it may be that access to the model is limited in some way (e.g., to registered users), but it should be possible for other researchers to have some path to reproducing or verifying the results.

#### 5. Open access to data and code

Question: Does the paper provide open access to the data and code, with sufficient instructions to faithfully reproduce the main experimental results, as described in supplemental material?

Answer: [Yes]

Justification: The source codes will be made available to the public.

Guidelines:

- The answer NA means that paper does not include experiments requiring code.
- Please see the NeurIPS code and data submission guidelines (<https://nips.cc/public/guides/CodeSubmissionPolicy>) for more details.
- While we encourage the release of code and data, we understand that this might not be possible, so “No” is an acceptable answer. Papers cannot be rejected simply for not including code, unless this is central to the contribution (e.g., for a new open-source benchmark).
- The instructions should contain the exact command and environment needed to run to reproduce the results. See the NeurIPS code and data submission guidelines (<https://nips.cc/public/guides/CodeSubmissionPolicy>) for more details.
- The authors should provide instructions on data access and preparation, including how to access the raw data, preprocessed data, intermediate data, and generated data, etc.
- The authors should provide scripts to reproduce all experimental results for the new proposed method and baselines. If only a subset of experiments are reproducible, they should state which ones are omitted from the script and why.
- At submission time, to preserve anonymity, the authors should release anonymized versions (if applicable).
- Providing as much information as possible in supplemental material (appended to the paper) is recommended, but including URLs to data and code is permitted.

## 6. Experimental Setting/Details

Question: Does the paper specify all the training and test details (e.g., data splits, hyper-parameters, how they were chosen, type of optimizer, etc.) necessary to understand the results?

Answer: [Yes]

Justification: We have included it in the Experiments Section.

Guidelines:

- The answer NA means that the paper does not include experiments.
- The experimental setting should be presented in the core of the paper to a level of detail that is necessary to appreciate the results and make sense of them.
- The full details can be provided either with the code, in appendix, or as supplemental material.

## 7. Experiment Statistical Significance

Question: Does the paper report error bars suitably and correctly defined or other appropriate information about the statistical significance of the experiments?

Answer: [NA]

Justification: It is not included in all previous work in this field.

Guidelines:

- The answer NA means that the paper does not include experiments.
- The authors should answer "Yes" if the results are accompanied by error bars, confidence intervals, or statistical significance tests, at least for the experiments that support the main claims of the paper.
- The factors of variability that the error bars are capturing should be clearly stated (for example, train/test split, initialization, random drawing of some parameter, or overall run with given experimental conditions).
- The method for calculating the error bars should be explained (closed form formula, call to a library function, bootstrap, etc.)
- The assumptions made should be given (e.g., Normally distributed errors).
- It should be clear whether the error bar is the standard deviation or the standard error of the mean.

- It is OK to report 1-sigma error bars, but one should state it. The authors should preferably report a 2-sigma error bar than state that they have a 96% CI, if the hypothesis of Normality of errors is not verified.
- For asymmetric distributions, the authors should be careful not to show in tables or figures symmetric error bars that would yield results that are out of range (e.g. negative error rates).
- If error bars are reported in tables or plots, The authors should explain in the text how they were calculated and reference the corresponding figures or tables in the text.

## 8. Experiments Compute Resources

Question: For each experiment, does the paper provide sufficient information on the computer resources (type of compute workers, memory, time of execution) needed to reproduce the experiments?

Answer: [Yes]

Justification: We have included it in the Experiments Section.

Guidelines:

- The answer NA means that the paper does not include experiments.
- The paper should indicate the type of compute workers CPU or GPU, internal cluster, or cloud provider, including relevant memory and storage.
- The paper should provide the amount of compute required for each of the individual experimental runs as well as estimate the total compute.
- The paper should disclose whether the full research project required more compute than the experiments reported in the paper (e.g., preliminary or failed experiments that didn't make it into the paper).

## 9. Code Of Ethics

Question: Does the research conducted in the paper conform, in every respect, with the NeurIPS Code of Ethics <https://neurips.cc/public/EthicsGuidelines>?

Answer: [Yes]

Justification: Our research conducted in the paper conforms to the NeurIPS Code of Ethics.

Guidelines:

- The answer NA means that the authors have not reviewed the NeurIPS Code of Ethics.
- If the authors answer No, they should explain the special circumstances that require a deviation from the Code of Ethics.
- The authors should make sure to preserve anonymity (e.g., if there is a special consideration due to laws or regulations in their jurisdiction).

## 10. Broader Impacts

Question: Does the paper discuss both potential positive societal impacts and negative societal impacts of the work performed?

Answer: [Yes]

Justification: We have discussed the broader impact in the Conclusion Section.

Guidelines:

- The answer NA means that there is no societal impact of the work performed.
- If the authors answer NA or No, they should explain why their work has no societal impact or why the paper does not address societal impact.
- Examples of negative societal impacts include potential malicious or unintended uses (e.g., disinformation, generating fake profiles, surveillance), fairness considerations (e.g., deployment of technologies that could make decisions that unfairly impact specific groups), privacy considerations, and security considerations.
- The conference expects that many papers will be foundational research and not tied to particular applications, let alone deployments. However, if there is a direct path to any negative applications, the authors should point it out. For example, it is legitimate to point out that an improvement in the quality of generative models could be used to

generate deepfakes for disinformation. On the other hand, it is not needed to point out that a generic algorithm for optimizing neural networks could enable people to train models that generate Deepfakes faster.

- The authors should consider possible harms that could arise when the technology is being used as intended and functioning correctly, harms that could arise when the technology is being used as intended but gives incorrect results, and harms following from (intentional or unintentional) misuse of the technology.
- If there are negative societal impacts, the authors could also discuss possible mitigation strategies (e.g., gated release of models, providing defenses in addition to attacks, mechanisms for monitoring misuse, mechanisms to monitor how a system learns from feedback over time, improving the efficiency and accessibility of ML).

## 11. Safeguards

Question: Does the paper describe safeguards that have been put in place for responsible release of data or models that have a high risk for misuse (e.g., pretrained language models, image generators, or scraped datasets)?

Answer: [NA]

Justification: Our research doesn't train new models. We use open-sourced foundation models, and any safeguards they used can be applied to our method.

Guidelines:

- The answer NA means that the paper poses no such risks.
- Released models that have a high risk for misuse or dual-use should be released with necessary safeguards to allow for controlled use of the model, for example by requiring that users adhere to usage guidelines or restrictions to access the model or implementing safety filters.
- Datasets that have been scraped from the Internet could pose safety risks. The authors should describe how they avoided releasing unsafe images.
- We recognize that providing effective safeguards is challenging, and many papers do not require this, but we encourage authors to take this into account and make a best faith effort.

## 12. Licenses for existing assets

Question: Are the creators or original owners of assets (e.g., code, data, models), used in the paper, properly credited and are the license and terms of use explicitly mentioned and properly respected?

Answer: [Yes]

Justification: We have properly cited the original paper.

Guidelines:

- The answer NA means that the paper does not use existing assets.
- The authors should cite the original paper that produced the code package or dataset.
- The authors should state which version of the asset is used and, if possible, include a URL.
- The name of the license (e.g., CC-BY 4.0) should be included for each asset.
- For scraped data from a particular source (e.g., website), the copyright and terms of service of that source should be provided.
- If assets are released, the license, copyright information, and terms of use in the package should be provided. For popular datasets, [paperswithcode.com/datasets](https://paperswithcode.com/datasets) has curated licenses for some datasets. Their licensing guide can help determine the license of a dataset.
- For existing datasets that are re-packaged, both the original license and the license of the derived asset (if it has changed) should be provided.
- If this information is not available online, the authors are encouraged to reach out to the asset's creators.

## 13. New Assets

Question: Are new assets introduced in the paper well documented and is the documentation provided alongside the assets?

Answer: [NA]

Justification: This paper does not release new assets

Guidelines:

- The answer NA means that the paper does not release new assets.
- Researchers should communicate the details of the dataset/code/model as part of their submissions via structured templates. This includes details about training, license, limitations, etc.
- The paper should discuss whether and how consent was obtained from people whose asset is used.
- At submission time, remember to anonymize your assets (if applicable). You can either create an anonymized URL or include an anonymized zip file.

#### 14. Crowdsourcing and Research with Human Subjects

Question: For crowdsourcing experiments and research with human subjects, does the paper include the full text of instructions given to participants and screenshots, if applicable, as well as details about compensation (if any)?

Answer: [NA]

Justification: The paper does not involve crowdsourcing nor research with human subjects.

Guidelines:

- The answer NA means that the paper does not involve crowdsourcing nor research with human subjects.
- Including this information in the supplemental material is fine, but if the main contribution of the paper involves human subjects, then as much detail as possible should be included in the main paper.
- According to the NeurIPS Code of Ethics, workers involved in data collection, curation, or other labor should be paid at least the minimum wage in the country of the data collector.

#### 15. Institutional Review Board (IRB) Approvals or Equivalent for Research with Human Subjects

Question: Does the paper describe potential risks incurred by study participants, whether such risks were disclosed to the subjects, and whether Institutional Review Board (IRB) approvals (or an equivalent approval/review based on the requirements of your country or institution) were obtained?

Answer: [NA]

Justification: The paper does not involve crowdsourcing nor research with human subjects.

Guidelines:

- The answer NA means that the paper does not involve crowdsourcing nor research with human subjects.
- Depending on the country in which research is conducted, IRB approval (or equivalent) may be required for any human subjects research. If you obtained IRB approval, you should clearly state this in the paper.
- We recognize that the procedures for this may vary significantly between institutions and locations, and we expect authors to adhere to the NeurIPS Code of Ethics and the guidelines for their institution.
- For initial submissions, do not include any information that would break anonymity (if applicable), such as the institution conducting the review.