

Combining Logic with Large Language Models for Automatic Debugging and Repair of ASP Programs

Ricardo Brancas¹, Vasco Manquinho¹, Ruben Martins²

¹INESC-ID / Instituto Superior Técnico, Lisboa, Portugal

²Carnegie Mellon University, Pittsburgh, USA
ricardo.branças@tecnico.ulisboa.pt

Abstract

Logic programs are a powerful approach for solving NP-Hard problems. However, due to their declarative nature, debugging logic programs poses significant challenges. Unlike procedural paradigms, which allow for step-by-step inspection of program state, logic programs require reasoning about logical statements for fault localization. This complexity is amplified in learning environments due to students' inexperience.

We introduce FormHe, a novel tool that combines logic-based techniques and Large Language Models to identify and correct issues in Answer Set Programming submissions. FormHe consists of two components: a fault localization module and a program repair module. First, the fault localizer identifies a set of faulty program statements requiring modification. Subsequently, FormHe employs program mutation techniques and Large Language Models to repair the flawed ASP program. These repairs can then serve as guidance for students to correct their programs.

Our experiments with real buggy programs submitted by students show that FormHe accurately detects faults in 94% of cases and successfully repairs 58% of incorrect submissions.

1 Introduction

Finding bugs can be an arduous task when developing logic programs. This is even more challenging for novice programmers who are still learning. Due to its declarative nature, programmers do not control the flow of execution of a logic program. As such, debugging cannot be done step by step by following the control and data flow of the program. Although some previous attempts to help Answer Set Programming (ASP) users have been proposed (Shchekotykhin 2015), these assume a high level of interaction (Dorado et al. 2019) and intuition (Oetsch, Pührer, and Tompits 2018) that are not common among novice programmers such as students in a learning context. Therefore, students primarily use trial and error for debugging since there are no fully automatic tools to help them find the specific parts of the program that are buggy. These hardships can make ASP and declarative programming, in general, difficult to master.

Consider the vertex cover problem. Given a graph $G = (V, E)$ the goal is to find a subset S of vertices ($S \subseteq V$) such that for each edge $(u, v) \in E$ we have that $u \in S$

or $v \in S$ and the cardinality of S is at most k . In ASP, the graph is defined using a $e/2$ predicate, which indicates the existence of an edge between its arguments (vertices of the graph). The student should use the predicate `sel/1` to indicate which vertices are selected to be in the vertex cover S . Moreover, a numeric constant, k , sets an upper limit on the vertices in set S . Consider a graph with 4 edges defined by: `e(1,2) . e(1,3) . e(3,4) . e(4,5) .`. A possible vertex cover of size 2 for this graph are nodes 1 and 4.

Consider the following ASP student submission:

```
1 v(X) :- e(X,_) .
2 v(X) :- e(_,X) .
3 k { sel(X) : v(X) } k .
4 :- not sel(X), not sel(Y), e(X,Y) .
```

The first two lines extract the vertex information from the edge predicate, while the third line tells us we want to select `k` vertices. Finally, the fourth line excludes any solutions where there is an edge between `X` and `Y`, but neither `X` nor `Y` are selected. Note that this program has a bug on the third line: while the problem specification says that `k` is an upper bound, the student wrote it so that exactly `k` vertices are selected. Our goal is to automatically identify such bugs and provide students with hints on how to solve them.

We propose FormHe, an automatic tool that combines logic with machine learning to debug and repair ASP programs in a learning environment. FormHe can perform automatic fault localization on ASP and identify a *minimal* set of statements to be corrected or if the program is incomplete (i.e., one or more missing rules). Then, FormHe leverages program mutation techniques and large language models to automatically repair faulty ASP rule statements and/or generate new rules that are missing from the program. The repairs generated by FormHe are then used to provide hints for students to fix their assignments. For the vertex cover example shown above, the following is a possible hint, where “?” represents the part that the user should replace:

```
3 ? { sel(X) : v(X) } k .
```

2 Primer on ASP

Answer Set Programming (ASP) (Brewka, Eiter, and Truszczyński 2011) is a declarative programming language, similar to Prolog (Clocksin and Mellish 2003) and Datalog (Maier et al. 2018). ASP has roots in knowledge rep-

resentation, uses non-monotonic reasoning, and is inspired by Prolog. The non-monotonic semantics means that adding new premises might decrease the set of inferred facts.

ASP programs are comprised of rules. Consider the rule $a :- b, c, \text{not } d$. The left-hand side of a rule is called the *head*, while the right-hand side is the *body*. A head is comprised of an atom, while the body is comprised of a set of literals. A literal is an atom, d (positive literal), or its negation, $\text{not } d$ (negative literal). This type of negation is called *default negation* and means that literal $\text{not } d$ is assumed to hold unless atom d is derived to be true.

The intuitive reading of a rule is that if all the positive literals in the body are true and all the negative literals are satisfied, then the head is also true. If a rule has no body, it is called a *fact*, and its head is always true. A rule without the head is called an *integrity constraint*. Integrity constraints filter candidate solutions, meaning the literals in its body must not be jointly satisfied.

Computing a solution of an ASP program is done by finding a *stable model* of the formula, called an *answer set*. The first step is to *ground* the program, where all the variables in the program are instantiated with specific uses. For example, consider the rule $b(X) :- a(X)$ and the facts $a(1)$, $a(2)$. After grounding, this rule would be replaced with the following two rules: $b(1) :- a(1)$, $b(2) :- a(2)$. If a program has no negations, then its answer sets can be computed directly from the ground program, similarly to Prolog. Otherwise, the ASP solver attempts to find stable models of the formula. The solver will guess an answer set, S , if S derives itself (it is stable under derivation), then it is an answer set of the formula. We refer to the literature for more details on ASP (Gebser et al. 2012).

An answer set can also be projected over a set of predicates, P . This projection essentially means removing all predicates not in P from the answer set. Projected answer sets are helpful when comparing different implementations since they allow us to ignore auxiliary predicates.

3 Fault Localization

FormHe focuses on finding and correcting bugs in student assignments. FormHe assumes the availability of one or more *test cases* to test the student submissions. For instance, for the vertex cover problem, these test cases would be the definitions of the graphs to test on. FormHe also requires a reference implementation to check the correctness of solutions. An alternative would be to provide all possible answer sets for each test case. However, this is generally harder for large test cases, and teachers already have reference solutions for each exercise in a classroom setting.

Furthermore, FormHe must also know which predicates constitute the solution of a problem (e.g., for the vertex cover example, it would be the *sel* (V) predicate). Note that these predicates are defined in the assignment and do not limit the usability of our approach. FormHe always projects the answer sets to the solution predicates so that students can define any auxiliary predicates in their programs. This section discusses our fault localization methods, which involve identifying minimal strongly inconsistent correction subsets,

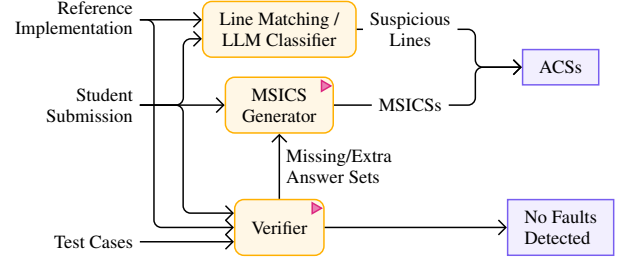


Figure 1: System diagram of FormHe’s fault localization module. The \blacktriangleright represents usage of the Clingo ASP solver.

matching student and reference implementations, and using a large language model-based approach.

Verification

The overall architecture of FormHe’s fault localization module is shown in Figure 1. The first step is verifying if the student submission is correct. A submission is considered correct if (1) all the answer sets it produces are answer sets of the reference implementation and (2) if the reference implementation generates at least one answer set, the submission must also generate at least one answer set. This correctness definition is flexible enough to allow students to add symmetry-breaking constraints (Drescher, Tifrea, and Walsh 2011). However, note that the reference implementation must not use any additional constraints that eliminate solutions so that it is “compatible” with all correct student implementations, i.e., a valid answer set for the student implementation must be an answer set of the reference.

If a submission is deemed incorrect, we get a set of *extra* answer sets (answer sets of the student submissions that are not answer sets of the reference implementation) and a set of *missing* answer sets (answer sets of the reference implementation that are not answer sets of the student submission). Using this information, we can identify which lines of the student submission are faulty using Minimal Strongly Inconsistent Correction Subsets (MSICSs).

Identifying Minimal Strongly Inconsistent Correction Subsets

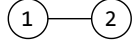
A subformula $\phi_s \subseteq \phi$ is strongly inconsistent if ϕ_s is inconsistent and all the supersets ϕ' of the subformula ($\phi_s \subseteq \phi' \subseteq \phi$) are also inconsistent. Given an *inconsistent* formula $\phi = \phi_h \wedge \phi_s$ where ϕ_h is a set of hard constraints and ϕ_s is a set of soft constraints, a Minimal Strongly Inconsistent Correction Subset (MSICS) ϕ_c is a minimal set of soft constraints ($\phi_c \subseteq \phi_s$) that need to be removed so that the remaining soft and hard constraints are *not strongly inconsistent*. For the purpose of fault localization in an ASP program, an MSICS is a set of lines of the faulty program that must be removed or modified because it is preventing the program from behaving correctly for a given test case.

Consider the faulty student submission for the vertex cover problem presented in the introduction. FormHe found a test case for which this submission fails:

```

1 #const k = 3.
2 e(1,2).

```



This test case specifies a vertex cover with a maximum size of three for the simple graph shown. The student implementation fails because it uses k as both an upper and lower bound for the size of the cover when it should be just an upper bound. Hence, the student submission does not output any answer set for this test case. One of the missing answer sets is `sel(2)`, since selecting just vertex 2 is a cover of the graph. Using this information, we can compute an MSICS of the program. First, we turn each of the lines of the student program into soft constraints. Next, we specify the test case and the missing answer set as hard constraints (more details in the appendix). Finally, using an MSICS algorithm (Mencía and Marques-Silva 2020), we compute a minimal set of lines that need to be removed or modified such that the answer set can become a solution for the test case.

Due to the non-monotonicity of ASP, the MSICS approach can sometimes fail to identify all the faulty lines in the program. To overcome this, FormHe can combine the information from the MSICS with supplemental sources of information that can select other suspicious lines. Next, we introduce two alternative fault localization methods.

Large Language Models

Deep Learning models have proven to be a powerful tool for fault localization in different domains (Li et al. 2019; Meng et al. 2022; Yang et al. 2024). One way to use Large Language Models (LLMs) for fault localization is to transform the model into a classifier by replacing the last layer with a classification head. This approach allows us to generate a score for each line, indicating the likelihood that the line is faulty. While this approach has the downside of requiring that the maximum number of lines in the program be defined at training time, this is not an issue for the small introductory ASP problems we are targeting.

Our prompt template contains the problem name (e.g., graph k -coloring), the reference implementation and the student submission. The model has been fine-tuned to receive the prompt and output a score between 0 and 1 for each line. Lines with a score ≥ 0.5 are considered faulty.

Line Matching

The Line Matching method finds lines in the student submission that are very similar to lines in the reference implementation yet have small differences. The intuition is that if such lines exist, they are likely to be bugs. On the contrary, very different lines are likely to be due to entirely different implementation approaches instead.

To find these pairs of matching lines, FormHe transforms each line in the submission and the reference implementation into a bag of anonymized nodes. This transformation ignores the names used in the predicates and variables, as well as the order of most elements. This is important because the order is irrelevant for many syntax elements of ASP programs. After computing the bag of nodes for all lines in both programs, we compute the symmetric difference for each pair of lines from one program to the other. This metric gives

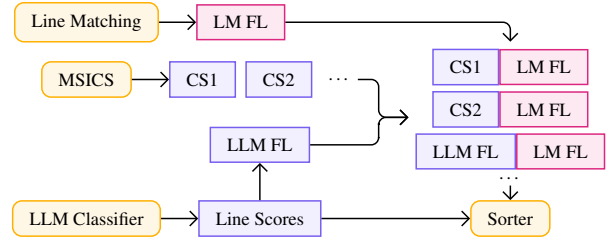


Figure 2: Overview of how FormHe combines different fault localization techniques.

us the nodes that need to be removed and/or added to transform one line into another. Then, we create a bipartite graph between the lines of the submission and the lines of the reference implementation, where the weight of each edge is the previously computed distance metric. Finally, we use a perfect matching algorithm (Crouse 2016) to find a minimum cost pairing between the lines of the submission and reference implementation. Matched lines from the student submission with a small but non-empty symmetric difference (by default ≤ 3) are reported as likely to be buggy.

Choosing a correct implementation

After FormHe has been used in a class, we obtain several correct solutions for each exercise that are potentially different from the reference implementation. These other correct solutions can be exploited to improve the quality of the similarity-based fault localization methods (Gulwani, Radicek, and Zuleger 2018): the LLM approach and the line matching approach. To achieve this, we use the core technique of the line matching algorithm to compute a distance metric (the total value of the matching) between the student submission and each of the available correct implementations for that problem. Then, we select the lowest distance correct implementation and use it in place of the reference in the similarity-based fault localization methods, improving their performance.

Combining Fault Localization Methods

To produce a more robust fault localizer, we combine the different fault localization techniques presented in this section. Figure 2 shows an overview of our combination and sorting method. First, we collect all the MSICSs produced (CS1, CS2, ...). Then, we use the LLM fault localization approach to obtain another set of faulty lines (LLM FL). For the rest of the process, this set is treated as if it were an MSICS.

Next, we compute the set of suspicious lines using the Line Matching approach. These lines are appended to all the MSICSs (plus the LLM FL), resulting in Augmented Correction Subsets (ACSs). Finally, we use the Line Scores from the LLM Classifier to sort the ACSs, in order to choose which one to present to the user and proceed with for the repair module. Each ACS is ranked based on the sum of the scores of the lines it contains, with ACSs with higher scores being ranked first.

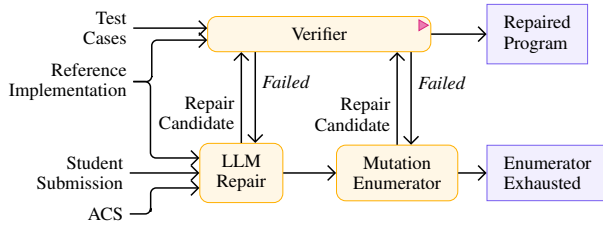



Figure 3: System diagram of FormHe’s repair module. The  symbol represents usage of the Clingo ASP solver.

4 Program Repair

The repair module takes the Augmented Correction Subset (ACS) produced by the Fault Localizer and tries to modify it to correct the original program. It is possible that the ACS produced by the fault localizer is empty. This happens when there are no incorrect rules (only missing rules) or when the fault localizer is unable to identify them. If the ACS is empty, FormHe attempts to extend the submitted program with new lines while maintaining the original ones.

Figure 3 shows an overview of the Repair module. FormHe possesses two ways to repair programs: a fine-tuned Large Language Model and a program mutation enumerator. First, FormHe attempts to repair the program using the fine-tuned LLM. This is done in a feedback loop where we attempt to refine the answers provided by the LLM until we find a correct repair. After a preset number of iterations of this loop, if no repair has been found, FormHe falls back to the mutation-based repair. In this second phase, the Mutation Enumerator takes the original student submission and the ACS identified by the fault localizer, and generates mutations of the identified lines. As in the LLM Repair, this starts a feedback loop where different repair candidates are enumerated until we either find one that is correct or the enumerator runs out of possible mutations.

The verification process is similar to assessing a student’s submission for correctness. We replace the ACS in the student submission with the repair candidate and check if all answer sets of the resulting program are answer sets of the reference implementation for all test cases. We also ensure that the program generates at least one answer set for each input, mirroring the behavior of the reference implementation. When FormHe identifies a correction, it offers the student a hint in the form of a program with holes where changes were introduced to produce a repair. This hint is more precise than the ACS produced by the fault localizer.

LLM Program Repair

Our LLM repair approach consists of using a fine-tuned LLM to obtain candidate repairs of the ACS found during fault localization. The model was fine-tuned on synthetic data using an input prompt containing the name of the problem, the reference implementation, the student submission and the set of faulty lines (e.g., the ACS). As introduced in the Fault Localization section, similarity-based methods can benefit from having a more closely related correct implementation instead of the reference one. Hence, in the LLM-

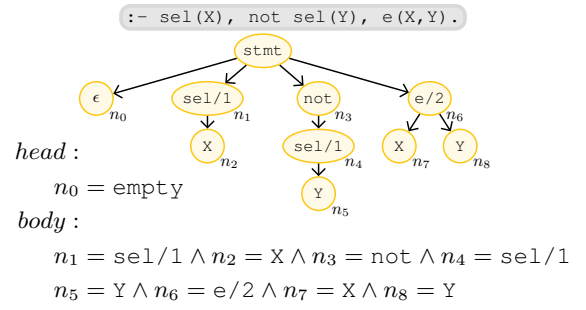


Figure 4: An ACS with a single statement, its AST representation, and the SMT encoding for that tree.

based repair, we replace the reference implementation in the input prompt whenever a closer correct implementation is available.

If the repair candidate produced by the LLM is incorrect, FormHe enters a feedback loop where it runs fault localization on that candidate and then tries to further repair it with the LLM again. We do this for a preset number of times (3 by default), and if no correction is found, we fall to the mutation-based repair approach.

Mutation Program Repair

The second repair technique finds repair candidates by enumerating mutations of the ACS. The first step in this process is to convert the ACS into FormHe’s Domain Specific Language, which contains the most common ASP operators, and create an Abstract Syntax Tree (AST). (More details on FormHe’s DSL can be found in the appendix.) Then, the AST is encoded into a Satisfiability Modulo Theories (SMT) formula (Martins et al. 2019; Orvalho et al. 2020; Ramos et al. 2020; Ni et al. 2021; Brancas et al. 2024; Ferreira et al. 2024). Figure 4 shows an example of an ACS and respective AST and SMT encoding. Relaxing each of the equalities in this formula allows us to use an SMT solver to enumerate program mutations. For each node n_i we introduce a relaxation variable r_i . For example, relaxing $n_2 = X$ would become $(n_2 = X \vee r_2)$ and allow us to enumerate

$:- \text{sel}(Y), \text{not sel}(Y), e(X,Y).$

To reduce the number of enumerated programs that are either semantically incorrect ASP programs or that are mathematically equivalent, we enforce several restrictions that prune enumerated programs. These include symmetry breaking for commutative operations, ignoring neutral and absorbing elements for addition and multiplication, and several other optimizations related to ASP semantics, such as pruning invalid constructions of rule heads.

5 Evaluation

To properly evaluate FormHe’s capabilities, we collected programs from students taking an university class on Automated Reasoning. Over two years, we collected 115 programs submitted by students on 5 different assignments. In these assignments, students encoded classical graph problems such as graph coloring and vertex cover, as well as

set problems such as pairwise disjoint sets and set cover. Of those 115 instances, we received 63 correct submissions and 52 semantically incorrect submissions.

We also created synthetic benchmarks in order to better evaluate our tool. These benchmarks were created by randomly introducing 1 to 8 mutations in the correct submissions, including some of the most common bug types, such as using a wrong predicate name or forgetting a constraint. We created 95k such instances for training the different machine learning models and 500 instances for evaluation.

This section answers the following research questions:

- Q1.** How effective are the fault localization approaches?
- Q2.** Can we improve the fault localization through a combination of approaches?
- Q3.** How effective is the program repair?

We evaluated our tool using an Intel Xeon Silver 4210R and imposed a limit of 10 minutes (wall clock time) and 60GB of RAM per instance. Limits were strictly imposed using Runsolver (Roussel 2011). FormHe is implemented in Python and uses the Clingo ASP grounder and solver (Gebser et al. 2019) version 5.6.2. For the enumeration of program mutations, FormHe uses a modified version of the Trinity framework (Martins et al. 2019). Finetuning and evaluation of the different LLMs was performed using 5x Nvidia RTX A4000. FormHe’s source code, data and logs are available as supplemental material.

Q1: How effective are the different fault localization approaches?

This section explores the different fault localization approaches in FormHe. Note that while the different fault localization approaches are intended to be used together, they can also be used in isolation. Table 1 shows the percentage of instances where each approach correctly identified the faults for real and synthetic instances.

MSICS Method The MSICS fault localization method has the largest number of Exact Faults Identified out of the two traditional methods. However, due to the non-monotonicity of ASP, this method produces some unexpected results, with a large number of non-identified faults and wrong identifications. For instance, when the body of a rule has a bug and is never satisfied, that rule does not contribute to the logical behavior of the program and will thus not be identified by this method. Even so, this method correctly identifies at least one fault in a large number of instances (64%) and provides a good baseline.

Line Matching The line matching algorithm exploits similarities that may exist between the student submission and the reference implementation. While this approach may be less helpful for complex programs where there are many ways to solve the problem, for simple instances such as the ones used in introductory ASP classes, it performs well, since most solutions will follow similar patterns. The large number of wrong identifications for synthetic instances is due to these instances using a normalized representation

which can sometimes cause false positives with the reference implementation (for example, `0 { ... } 1` is syntactically different but equivalent to `{ ... } 1`).

Large Language Models We use open-access LLMs with a small number of parameters for three reasons: (1) closed-access models are prohibitive due to cost and students’ data privacy concerns, (2) models with a large number of parameters require large amounts of compute power and take longer to produce answers, which is undesirable in a classroom, and (3) since we transform the models into classifiers with few outputs, too many parameters can be detrimental and lead to overfitting. Furthermore, we use fine-tuned models due to two major issues: (1) many models have trouble reasoning about ASP, likely due to a small proportion of this language in their training sets, and (2) some models have trouble respecting specific output formats which makes it hard to automatically extract the relevant parts of the answer for verification and/or use in other FormHe modules. These issues can be partially alleviated by using large model sizes, but, as explained, that is undesirable for FormHe’s intended use.

We fine-tuned four state-of-the-art models to evaluate our LLM fault localization approach. We chose two models with 2B parameters: Gemma (Mesnard et al. 2024) and CodeGemma (CodeGemma Team et al. 2024), a model with 3B: StarCoder 2 (Lozhkov et al. 2024), and a model with 4B: Phi 3 (Abdin et al. 2024). These models were fine-tuned using 95k synthetically generated incorrect programs. We used Parameter Efficient Fine Tuning (Mangrulkar et al. 2022) (in particular Low-Rank Adaptation (LoRa) (Hu et al. 2022)) to decrease the memory requirements during training.

Table 1 shows the results for different models for real and synthetic instances. Note that the synthetic results are for the 500 evaluation instances and not for the 95k used for training. Of the four models, Gemma performed the best overall. While Phi 3 performs better than Gemma for synthetic instances, the same is not true for real instances. This indicates that Phi 3 has likely overfitted the training data. Furthermore, the overall disparity between the results for synthetic and real instances is expected since the models were also fine-tuned using synthetic instances. Even with these caveats, the results for real instances are generally better than the other fault localization approaches.

Related Methods To compare FormHe with previous approaches, we also implemented the core DWASP (Dodaro et al. 2019) fault localization method (excluding the interactive portion) in our tool. The results for this method can be found as DWASP[†] in Table 1. The DWASP[†] approach is very similar to the MSICS method, and this shows in the results, with comparable performance for these approaches. Even though the DWASP[†] slightly outperforms the MSICS method in real instances, replacing it in FormHe’s default configuration results in worse performance, suggesting that DWASP[†] has a greater overlap with the other methods.

	Exact + Superset + Some Faults Identified		Exact Faults Identified		Superset Faults Identified		Some Faults Identified		Fault Not Identified		Wrong Identification	
	Real	Synth.	Real	Synth.	Real	Synth.	Real	Synth.	Real	Synth.	Real	Synth.
MSICS	63.5%	46.0%	40.4%	24.2%	0.0%	0.4%	23.1%	21.4%	23.1%	42.6%	13.5%	11.4%
Line Matching	69.2%	48.2%	34.6%	20.2%	11.5%	3.8%	23.1%	24.2%	25.0%	40.4%	5.8%	11.4%
Gemma 2B	90.4%	100.0%	59.6%	99.6%	17.3%	0.0%	13.5%	0.4%	5.8%	0.0%	3.8%	0.0%
CodeGemma 2B	84.6%	100.0%	50.0%	99.2%	19.2%	0.0%	15.4%	0.8%	9.6%	0.0%	5.8%	0.0%
StarCoder2 3B	65.4%	99.2%	26.9%	96.6%	7.7%	0.2%	30.8%	2.4%	26.9%	0.6%	7.7%	0.2%
Phi 3 mini	84.6%	100.0%	51.9%	100.0%	13.5%	0.0%	19.2%	0.0%	9.6%	0.0%	5.8%	0.0%
FormHe w/o LLM	82.7%	69.8%	44.2%	32.2%	13.5%	8.8%	25.0%	28.8%	11.5%	19.8%	5.8%	10.4%
→ FormHe (with Gemma 2B)	94.2%	97.8%	61.5%	77.6%	23.1%	17.8%	9.6%	2.4%	1.9%	0.0%	3.8%	2.2%
FormHe w/o Impl. Choosing	92.4%	98.0%	63.5%	71.4%	21.2%	25.8%	7.7%	0.8%	1.9%	0.0%	5.8%	2.0%
DWASP [†]	69.3%	31.0%	46.2%	19.6%	1.9%	0.6%	21.2%	10.8%	30.8%	62.8%	0.0%	6.2%

Table 1: Results for different fault localization methods for real and synthetic instances. Label meanings: “Exact Faults Identified” — the method identified all the faulty lines and no others; “Superset Faults Identified” — the method identified all the faulty lines, but also some others; “Some Faults Identified” — the method identified some of the faults, but not all; “Faults Not Identified” — the program had faulty lines but the method was unable to identify them; “Wrong Identification” — the method only identified lines as faulty that were actually correct. The first column shows the sum of the Exact, Superset and Some Faults Identified columns and represents the percentage of instances where at least one of the faults present in the program was found.

Q2: Can we improve the fault localization through a combination of approaches?

Table 1 shows the results for a configuration of FormHe without using LLMs (“FormHe w/o LLM”) and for the recommended configuration using the Gemma 2B model (“FormHe (with Gemma 2B)”). Combining the MSICS and Line Matching methods provides a big improvement in performance compared with using the isolated approaches. Furthermore, in deployment scenarios capable of using deep learning, adding the LLM fault localization method provides a further boost, with the recommended configuration finding all faults in 85% of real submissions and at least one of the faulty lines in 94%. Even though FormHe has a much larger number of “Superset Faults Identified” cases than other approaches, for 78% of those cases only 1 extra line was identified. This means that FormHe is still helping the student focus on the problematic section of the program.

We also explored the impact of using the closest correct implementation for the Line Matching and LLM methods instead of the reference implementation. For a given instance, we only consider previously submitted correct solutions, simulating real-time usage of FormHe. The line labeled “FormHe w/o Impl. Choosing” shows the effects of disabling this feature compared with the default configuration of FormHe. Disabling the feature has a small impact, decreasing the number of instances in which we find at least one fault and raising the number of Wrong Identifications.

Our combined approach can successfully incorporate the different fault localization methods, obtaining the best overall results of all techniques for real instances. FormHe can provide students actionable feedback for the majority of faulty submissions. Furthermore, even for submissions where we cannot identify the fault, we can still inform the student that the program is incorrect and provide failing test cases with missing and extra answer sets.

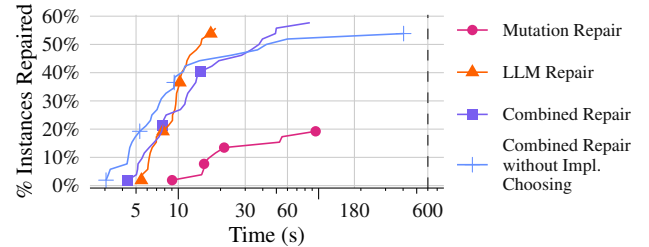


Figure 5: Percentage of submissions (i.e., real instances) repaired at each point in time.

Q3: How effective is the program repair?

This section explores the performance of the repair module using the best-performing fault localization method (FormHe with Gemma 2B). Figure 5 shows how many real instances can be repaired under x seconds for different configurations of FormHe. Times shown in this plot include the time for the fault localizer (5 seconds on average). The model used for the LLM and Combined configurations was CodeGemma 7B finetuned using LoRa and 4 bit quantization. We used a larger number of parameters for repair than for fault localization since the repair task is more complex.

The “Mutation Repair” and “LLM Repair lines” refer to using each of the two repair techniques in isolation. The LLM approach has a much greater repair rate at 56% compared to 19% for the mutation-based. This is partially due to the mutation-based method having been tuned for harder instances to try to repair instances where the LLM fails.

The combined approach slightly improves over using just the LLM repair, with 58% repaired instances. Even though mutation-based repair makes a small contribution to the combined approach, it is not dependent on having synthetic instances and performing computationally intensive fine-tuning of models. It can thus be used in low-resource situa-

tions and provides a safe fallback when the LLM fails. Observe that FormHe repairs almost all instances in 1 minute or less. This is ideal for classroom situations since it is not desirable for students to wait a long time for feedback.

The Combined Repair configuration uses the closest correct implementation available in the LLM input prompt. The impact of disabling this feature is shown in Figure 5 as “Combined Repair without Impl. Choosing”. This feature has a larger impact on repair performance than on fault localization with a 4pp. drop in repair rate when it is disabled. There is also a large impact on the repair time. Using the closest solution takes at most about 2 minutes versus 8 minutes when using the original reference solution.

Although not shown in the figure, synthetic instances show the same behavior as in fault localization: the LLM approach performs much better at synthetic instances than real instances (97% vs 56%), while the traditional method (mutation-based) performs similarly on the two types of instances (20% vs 19%). This can be explained by the LLM having been trained on synthetic instances (although not the same ones as used for evaluation). We also finetuned other models for the repair task besides CodeGemma 7B. These are: 8 bit quantized CodeQwen 1.5 7B (Qwen Team 2024) with 48% combined repair rate for real instances, Phi 3 mini with 40% and CodeGemma 2B with 37%.

FormHe’s repair rate depends greatly on the fault localization outcome. Looking at all 552 instances (real + synthetic), FormHe can repair 96% of the ones with Exact Faults Identified, 92% of Superset Faults Identified and 71% of Some Faults Identified. This shows that better fault localization leads to better repair rates and also that it is preferable to identify a superset of the faulty lines than to only identify some of the faults. Furthermore, FormHe can also repair 50% of the instances where the faults were Not Identified or Wrongly Identified. This occurs in instances where the faults are missing ASP rules. Although the fault localization module does not always detect this, the repair module can sometimes solve the problem by synthesizing new rules.

6 Related Work

Fault Localization Work on fault localization for ASP has been ongoing. SeaLion (Oetsch, Pührer, and Tompits 2018) is an ASP debugger which allows users to compute answer sets step-by-step. Initially, no rules are active and the answer set is empty. Then, at each step, the user can select a new rule to be active, producing changes in the current answer set. This allows a user to find out at which point the answer set deviates from what is expected. This tool requires some intuition to be used effectively, since users need to choose the right rules at each step and know when the computation has “gone wrong”. DWASP (Dodaro et al. 2019) is a debugger based on the WASP solver (Alviano et al. 2015) that requires an input (e.g., an example graph for the vertex cover problem), and a test case (a set of atoms that should be part of some answer set but are not). DWASP then computes a minimal set of lines that make the test case incoherent with the input. Although the *reason of incoherence* is minimal from a logic standpoint, it usually includes lines that are not faulty. As such, DWASP implements an interactive debugger that

allows users to refine the reason for incoherence. Although this approach is more automated than previous work, it still requires users to (1) select a good input and test case that expose the fault and (2) refine the set of possible lines by answering questions that require complex reasoning.

Recently, many approaches to fault localization using deep learning have been proposed. DeepFL (Li et al. 2019) uses a deep learning model to combine the results of many fault localization techniques (such as mutation-based, textual-similarity, among others) into a single suspiciousness score for each line. TRANSFER (Meng et al. 2022) uses bidirectional LSTM-based classifiers to compute deep semantic features of the buggy programs. Then it uses a different model to combine these features with spectrum and mutation-based metrics and produce suspiciousness scores for each line of the program. LLMAO (Yang et al. 2024) uses a two-step approach where a pretrained LLM is used to obtain a representation for each line in the program (the model’s hidden state), and then a bidirectional transformer model is used to transform the sequence of representations into a suspiciousness score for each line. This two-step approach is used to avoid the LLM having to “remember” the full program in the hidden state of the last token, which could make it difficult to use with very large programs.

Program Repair Automated Program Repair (APR) encompasses techniques aimed at automatically fixing bugs in programs, spanning from imperative (Ramos et al. 2024; Le Goues et al. 2012) to declarative paradigms (Wang, Sullivan, and Khurshid 2018; Brida et al. 2022; Zheng et al. 2022). To the best of our knowledge, FormHe is the first automatic program repair tool for ASP. However, work has been ongoing in automatically repairing other declarative languages such as Alloy. ARepair (Wang, Sullivan, and Khurshid 2018) and ICEBAR (Brida et al. 2022) are two repair tools for Alloy that use AlloyFL as a fault localizer. ARepair uses a sketch-based approach: based on the suspiciousness scores computed by AlloyFL, ARepair selects suspicious nodes and replaces them with holes. Then a synthesizer tries to fill those holes to produce a correct program. ICEBAR builds upon ARepair by introducing an extra form of specification: a property-based oracle that validates if the model respects some property. Using this oracle, ICEBAR iteratively increases the set of test cases used by ARepair, improving the quality of the repairs and reducing overfitting. ATR (Zheng et al. 2022) is a repair tool for Alloy that uses FLACK as a fault localizer. ATR uses pairs of counterexamples and closely related satisfying instances. Based on these pairs, ATR constructs candidate repairs in a bottom-up manner. Finally, ATR tries to replace the suspicious statements produced by FLACK with these candidates.

7 Conclusion

This paper proposes FormHe, a fault localization and program repair tool for ASP that combines logic techniques with machine learning. FormHe helps students who are using declarative languages for the first time and do not have the intuition necessary to use other forms of debugging. FormHe assists them in finding and correcting faults in their

programs. FormHe can offer valuable insights to students by correctly identifying faults in 94% of incorrect submissions and providing repair hints in 56% of cases. Furthermore, even when the fault localization and repair are unsuccessful, FormHe can still provide students a failing example that points them in the right direction. FormHe with only logic-based techniques has been used successfully for two years in an Automated Reasoning class where we collected the student submissions. In next year's classes, we will include all techniques proposed in the paper.

References

- Abdin, M. I.; Jacobs, S. A.; Awan, A. A.; Aneja, J.; Awadallah, A.; Awadalla, H.; Bach, N.; Bahree, A.; Bakhtiari, A.; Behl, H. S.; Benhaim, A.; Bilenko, M.; Bjorck, J.; Bubeck, S.; Cai, M.; Mendes, C. C. T.; Chen, W.; Chaudhary, V.; Chopra, P.; Giorno, A. D.; de Rosa, G.; Dixon, M.; Eldan, R.; Iter, D.; Garg, A.; Goswami, A.; Gunasekar, S.; Haider, E.; Hao, J.; Hewett, R. J.; Huynh, J.; Javaheripi, M.; Jin, X.; Kauffmann, P.; Karampatziakis, N.; Kim, D.; Khademi, M.; Kurilenko, L.; Lee, J. R.; Lee, Y. T.; Li, Y.; Liang, C.; Liu, W.; Lin, E.; Lin, Z.; Madan, P.; Mitra, A.; Modi, H.; Nguyen, A.; Norick, B.; Patra, B.; Perez-Becker, D.; Portet, T.; Pryzant, R.; Qin, H.; Radmilac, M.; Rosset, C.; Roy, S.; Ruwase, O.; Saarikivi, O.; Saied, A.; Salim, A.; Santacrose, M.; Shah, S.; Shang, N.; Sharma, H.; Song, X.; Tanaka, M.; Wang, X.; Ward, R.; Wang, G.; Witte, P.; Wyatt, M.; Xu, C.; Xu, J.; Yadav, S.; Yang, F.; Yang, Z.; Yu, D.; Zhang, C.; Zhang, C.; Zhang, J.; Zhang, L. L.; Zhang, Y.; Zhang, Y.; Zhang, Y.; and Zhou, X. 2024. Phi-3 Technical Report: A Highly Capable Language Model Locally on Your Phone. *CoRR*, abs/2404.14219.
- Alviano, M.; Dodaro, C.; Leone, N.; and Ricca, F. 2015. Advances in WASP. In Calimeri, F.; Ianni, G.; and Truszczynski, M., eds., *Logic Programming and Nonmonotonic Reasoning - 13th International Conference, LPNMR 2015, Lexington, KY, USA, September 27-30, 2015. Proceedings*, volume 9345 of *Lecture Notes in Computer Science*, 40–54. Springer.
- Brancas, R.; Terra-Neves, M.; Ventura, M.; Manquinho, V.; and Martins, R. 2024. Towards Reliable SQL Synthesis: Fuzzing-Based Evaluation and Disambiguation. In Beyer, D.; and Cavalcanti, A., eds., *Fundamental Approaches to Software Engineering - 27th International Conference, FASE 2024, Held as Part of the European Joint Conferences on Theory and Practice of Software, ETAPS 2024, Luxembourg City, Luxembourg, April 6-11, 2024, Proceedings*, volume 14573 of *Lecture Notes in Computer Science*, 232–254. Springer.
- Brewka, G.; Eiter, T.; and Truszczynski, M. 2011. Answer set programming at a glance. *Commun. ACM*, 54(12): 92–103.
- Brida, S. G.; Regis, G.; Zheng, G.; Bagheri, H.; Nguyen, T.; Aguirre, N.; and Frias, M. F. 2022. ICEBAR: Feedback-Driven Iterative Repair of Alloy Specifications. In *37th IEEE/ACM International Conference on Automated Software Engineering, ASE 2022, Rochester, MI, USA, October 10-14, 2022*, 55:1–55:13. ACM.
- Clocksin, W. F.; and Mellish, C. S. 2003. *Programming in PROLOG*. Springer Science & Business Media.
- CodeGemma Team; Zhao, H.; Hui, J.; Howland, J.; Nguyen, N.; Zuo, S.; Hu, A.; Choquette-Choo, C. A.; Shen, J.; Kelley, J.; Bansal, K.; Vilnis, L.; Wirth, M.; Michel, P.; Choy, P.; Joshi, P.; Kumar, R.; Hashmi, S.; Agrawal, S.; Gong, Z.; Fine, J.; Warkentin, T.; Hartman, A. J.; Ni, B.; Korevec, K.; Schaefer, K.; and Huffman, S. 2024. CodeGemma: Open Code Models Based on Gemma. arXiv:2406.11409.
- Crouse, D. F. 2016. On implementing 2D rectangular assignment algorithms. *IEEE Trans. Aerosp. Electron. Syst.*, 52(4): 1679–1696.
- Dodaro, C.; Gasteiger, P.; Reale, K.; Ricca, F.; and Schekotihin, K. 2019. Debugging Non-ground ASP Programs: Technique and Graphical Tools. *Theory Pract. Log. Program.*, 19(2): 290–316.
- Drescher, C.; Tifrea, O.; and Walsh, T. 2011. Symmetry-breaking answer set solving. *AI Communications*, 24(2): 177–194.
- Ferreira, M.; Ware, R.; Kothari, Y.; Lynce, I.; Martins, R.; Narayan, A.; and Sherry, J. 2024. Reverse-Engineering Congestion Control Algorithm Behavior. In *Proceedings of the 2024 ACM Internet Measurement Conference (IMC '24)*, 14 pages. Madrid, Spain: ACM.
- Gebser, M.; Kaminski, R.; Kaufmann, B.; and Schaub, T. 2012. *Answer Set Solving in Practice*. Synthesis Lectures on Artificial Intelligence and Machine Learning. Morgan & Claypool Publishers.
- Gebser, M.; Kaminski, R.; Kaufmann, B.; and Schaub, T. 2019. Multi-shot ASP solving with clingo. *Theory Pract. Log. Program.*, 19(1): 27–82.
- Gulwani, S.; Radicek, I.; and Zuleger, F. 2018. Automated clustering and program repair for introductory programming assignments. In Foster, J. S.; and Grossman, D., eds., *Proceedings of the 39th ACM SIGPLAN Conference on Programming Language Design and Implementation, PLDI 2018, Philadelphia, PA, USA, June 18-22, 2018*, 465–480. ACM.
- Hu, E. J.; Shen, Y.; Wallis, P.; Allen-Zhu, Z.; Li, Y.; Wang, S.; Wang, L.; and Chen, W. 2022. LoRA: Low-Rank Adaptation of Large Language Models. In *The Tenth International Conference on Learning Representations, ICLR 2022, Virtual Event, April 25-29, 2022*. OpenReview.net.
- Le Goues, C.; Nguyen, T.; Forrest, S.; and Weimer, W. 2012. GenProg: A Generic Method for Automatic Software Repair. *IEEE Trans. Software Eng.*, 38(1): 54–72.
- Li, X.; Li, W.; Zhang, Y.; and Zhang, L. 2019. DeepFL: integrating multiple fault diagnosis dimensions for deep fault localization. In Zhang, D.; and Möller, A., eds., *Proceedings of the 28th ACM SIGSOFT International Symposium on Software Testing and Analysis, ISSA 2019, Beijing, China, July 15-19, 2019*, 169–180. ACM.
- Lozhkov, A.; Li, R.; Allal, L. B.; Cassano, F.; Lamy-Poirier, J.; Tazi, N.; Tang, A.; Pykhtar, D.; Liu, J.; Wei, Y.; Liu, T.; Tian, M.; Kocetkov, D.; Zucker, A.; Belkada, Y.; Wang, Z.; Liu, Q.; Abulkhanov, D.; Paul, I.; Li, Z.; Li, W.; Risdal, M.;

- Li, J.; Zhu, J.; Zhuo, T. Y.; Zheltonozhskii, E.; Dade, N. O. O.; Yu, W.; Krauß, L.; Jain, N.; Su, Y.; He, X.; Dey, M.; Abati, E.; Chai, Y.; Muennighoff, N.; Tang, X.; Oblokulov, M.; Akiki, C.; Marone, M.; Mou, C.; Mishra, M.; Gu, A.; Hui, B.; Dao, T.; Zebaze, A.; Dehaene, O.; Patry, N.; Xu, C.; McAuley, J. J.; Hu, H.; Scholak, T.; Paquet, S.; Robinson, J.; Anderson, C. J.; Chapados, N.; and et al. 2024. StarCoder 2 and The Stack v2: The Next Generation. *CoRR*, abs/2402.19173.
- Maier, D.; Tekle, K. T.; Kifer, M.; and Warren, D. S. 2018. Datalog: concepts, history, and outlook. In Kifer, M.; and Liu, Y. A., eds., *Declarative Logic Programming: Theory, Systems, and Applications*, 3–100. ACM / Morgan & Claypool.
- Mangrulkar, S.; Gugger, S.; Debut, L.; Belkada, Y.; Paul, S.; and Bossan, B. 2022. PEFT: State-of-the-art Parameter-Efficient Fine-Tuning methods. <https://github.com/huggingface/peft>.
- Martins, R.; Chen, J.; Chen, Y.; Feng, Y.; and Dillig, I. 2019. Trinity: An Extensible Synthesis Framework for Data Science. *Proc. VLDB Endow.*, 12(12): 1914–1917.
- Mencía, C.; and Marques-Silva, J. 2020. Reasoning About Strong Inconsistency in ASP. In Pulina, L.; and Seidl, M., eds., *Theory and Applications of Satisfiability Testing - SAT 2020 - 23rd International Conference, Alghero, Italy, July 3-10, 2020, Proceedings*, volume 12178 of *Lecture Notes in Computer Science*, 332–342. Springer.
- Meng, X.; Wang, X.; Zhang, H.; Sun, H.; and Liu, X. 2022. Improving Fault Localization and Program Repair with Deep Semantic Features and Transferred Knowledge. In *44th IEEE/ACM 44th International Conference on Software Engineering, ICSE 2022, Pittsburgh, PA, USA, May 25-27, 2022*, 1169–1180. ACM.
- Mesnard, T.; Hardin, C.; Dadashi, R.; Bhupatiraju, S.; Pathak, S.; Sifre, L.; Rivière, M.; Kale, M. S.; Love, J.; Tafti, P.; Hussenot, L.; Chowdhery, A.; Roberts, A.; Barua, A.; Botev, A.; Castro-Ros, A.; Slone, A.; Héliou, A.; Tacchetti, A.; Bulanova, A.; Paterson, A.; Tsai, B.; Shahriari, B.; Lan, C. L.; Choquette-Choo, C. A.; Crepy, C.; Cer, D.; Ippolito, D.; Reid, D.; Buchatskaya, E.; Ni, E.; Noland, E.; Yan, G.; Tucker, G.; Muraru, G.; Rozhdestvenskiy, G.; Michalewski, H.; Tenney, I.; Grishchenko, I.; Austin, J.; Keeling, J.; Labanowski, J.; Lepiau, J.; Stanway, J.; Brennan, J.; Chen, J.; Ferret, J.; Chiu, J.; and et al. 2024. Gemma: Open Models Based on Gemini Research and Technology. *CoRR*, abs/2403.08295.
- Ni, A.; Ramos, D.; Yang, A. Z. H.; Lynce, I.; Manquinho, V.; Martins, R.; and Le Goues, C. 2021. SOAR: A Synthesis Approach for Data Science API Refactoring. In *43rd IEEE/ACM International Conference on Software Engineering, ICSE 2021, Madrid, Spain, 22-30 May 2021*, 112–124. IEEE.
- Oetsch, J.; Pührer, J.; and Tompits, H. 2018. Stepwise debugging of answer-set programs. *Theory Pract. Log. Program.*, 18(1): 30–80.
- Orvalho, P.; Terra-Neves, M.; Ventura, M.; Martins, R.; and Manquinho, V. 2020. SQUARES : A SQL Synthesizer Using Query Reverse Engineering. *Proc. VLDB Endow.*, 13(12): 2853–2856.
- Qwen Team. 2024. Code with CodeQwen1.5.
- Ramos, D.; Lynce, I.; Manquinho, V.; Martins, R.; and Le Goues, C. 2024. BatFix: Repairing language model-based transpilation. *ACM Trans. Softw. Eng. Methodol.*, 33(6): 161.
- Ramos, D.; Pereira, J.; Lynce, I.; Manquinho, V.; and Martins, R. 2020. UNCHARTIT: An Interactive Framework for Program Recovery from Charts. In *35th IEEE/ACM International Conference on Automated Software Engineering, ASE 2020, Melbourne, Australia, September 21-25, 2020*, 175–186. IEEE.
- Roussel, O. 2011. Controlling a Solver Execution with the Runsolver Tool: System Description. *Journal on Satisfiability, Boolean Modeling and Computation*, 7(4): 139–144.
- Shchekotykhin, K. M. 2015. Interactive Query-Based Debugging of ASP Programs. In Bonet, B.; and Koenig, S., eds., *Proceedings of the Twenty-Ninth AAAI Conference on Artificial Intelligence, January 25-30, 2015, Austin, Texas, USA*, 1597–1603. AAAI Press.
- Wang, K.; Sullivan, A.; and Khurshid, S. 2018. Automated model repair for Alloy. In Huchard, M.; Kästner, C.; and Fraser, G., eds., *Proceedings of the 33rd ACM/IEEE International Conference on Automated Software Engineering, ASE 2018, Montpellier, France, September 3-7, 2018*, 577–588. ACM.
- Yang, A. Z. H.; Goues, C. L.; Martins, R.; and Hellendoorn, V. J. 2024. Large Language Models for Test-Free Fault Localization. In *Proceedings of the 46th IEEE/ACM International Conference on Software Engineering, ICSE 2024, Lisbon, Portugal, April 14-20, 2024*, 17:1–17:12. ACM.
- Zheng, G.; Nguyen, T.; Brida, S. G.; Regis, G.; Aguirre, N.; Frias, M. F.; and Bagheri, H. 2022. ATR: template-based repair for Alloy specifications. In Ryu, S.; and Smaragdakis, Y., eds., *ISSTA '22: 31st ACM SIGSOFT International Symposium on Software Testing and Analysis, Virtual Event, South Korea, July 18 - 22, 2022*, 666–677. ACM.

A Technical Appendix

MSICS Program Relaxation

```

1 v(X) :- e(X, _).
2 v(X) :- e(_, X).
3 k { sel(X) : v(X) } k.
4 :- not sel(X), not sel(Y), e(X, Y).

```

(a) Student submission.

```

1 v(X) :- e(X, _).
2 v(X) :- e(_, X).
3 k { sel(X) : v(X) } k.
4 :- not sel(X), not sel(Y), e(X, Y).

5 #const k = 3.
6 e(1, 2).
7 sel(2).

```

(b) Relaxed program.

Figure 6: Student submission for the vertex cover problem before and after relaxation.

Figure 6 shows how to relax the student submission for the example in Section 3. First, we turn each of the lines in the student program into soft constraints ①. Next, we specify the test case ②, and the missing answer set ③ as hard constraints. From these soft and hard constraints, we can use an MSICS algorithm (Mencía and Marques-Silva 2020) to compute a minimal set of lines of the program ① that need to be removed or modified such that the missing answer set ③ can become a solution for the test case ②.

FormHe’s DSL

Like most enumeration-based program synthesis tools, FormHe’s synthesizer uses a Domain Specific Language (DSL) to define the repair search space. FormHe’s DSL includes the most common ASP operators, such as Boolean operators and aggregate rules. Furthermore, it also takes into account information from the student submission, such as predicate and variable names.

Figure 7 shows the base DSL supported by FormHe. The three productions not defined in this figure (*predicate*, *constant*, and *variable*) are dependent on the user submission and on the ACS. The *predicate* production can be any predicate used in the student submission, as well as any of the solution predicates for that instance. FormHe ensures that the arity of each predicate is respected. Likewise, *constant* can be any constant used in the user submission. Finally, *variable* can be any of the variables used in the ACS as well as completely new variables.

Prompt Templates & Training Methods

Figures 8a and 8b show the prompts used for finetuning the fault localization and repair models, respectively. In these

```

stmt      → stmt (head?, atom *)
head      → aggregate (term?, atom, atom, term?)
           | atom
atom      → predicate (pred_term *) | not (atom)
           | classical_not (atom)
           | eq (term, term) | neq (term, term)
           | lt (term, term) | le (term, term)
           | gt (term, term) | ge (term, term)
           | pool (atom, atom)
pred_term → term | interval | -
term      → 0 | 1 | constant | variable
           | add (term, term) | sub (term, term)
           | mul (term, term) | div (term, term)
           | abs (term)
interval  → interval (term, term)

```

Figure 7: FormHe’s base Domain Specific Language.

prompts, the strings `<|...|>` each refer to a custom token added to the models’ embeddings. This improves ease of training and decreases the LLM’s response time (by decreasing the total number of tokens). For the finetuning of our models, we used 4 epochs, a learning rate of 10^{-4} , batch size of 1 to 8 (depending on VRAM requirements), gradient accumulation, a LoRA r value of 8, LoRA alpha of 8 and LoRA dropout of 0.05.

The fault localization model was trained using Multi Label Sequence Classification, where each label X from 1 to `MAX_LINES` represents if line number X is faulty or not. Although not mentioned in the main paper, we also included an extra label representing if the program has missing lines or not.

The repair model was trained using Supervised Finetun-

```

<|problem|>{Problem Title}
<|reference_program|>{Reference Program}
<|incorrect_program|>{Incorrect Program}

```

(a) Fault localization prompt.

```

<|problem|>{Problem Title}
<|reference_program|>{Reference Program}
<|incorrect_program|>{Incorrect Program}
<|fl|>{ACS Lines}
<|missing_lines|>{Yes or No}
<|correction|>

```

(b) Repair prompt.

Figure 8: LLM input prompts for the fault localization and repair modules.

ing. Besides the inputs mentioned in the main paper, the repair prompt also receives information about if the program has missing lines or not. This information comes directly from the extra label in the fault localization model.