

AutoMIR: Effective Zero-Shot Medical Information Retrieval without Relevance Labels

Lei Li¹ and Xiangxu Zhang¹ and Xiao Zhou^{1*} and Zheng Liu^{2*}

¹Gaoling School of Artificial Intelligence, Renmin University of China

²Beijing Academy of Artificial Intelligence

{leil, xansar, xiaozhou}@ruc.edu.cn, zhengliu1026@gmail.com

Abstract

Medical information retrieval (MIR) is essential for retrieving relevant medical knowledge from diverse sources, including electronic health records, scientific literature, and medical databases. However, achieving effective zero-shot dense retrieval in the medical domain poses substantial challenges due to the lack of relevance-labeled data. In this paper, we introduce a novel approach called **Self-Learning Hypothetical Document Embeddings (SL-HyDE)** to tackle this issue. SL-HyDE leverages large language models (LLMs) as generators to generate hypothetical documents based on a given query. These generated documents encapsulate key medical context, guiding a dense retriever in identifying the most relevant documents. The self-learning framework progressively refines both pseudo-document generation and retrieval, utilizing unlabeled medical corpora without requiring any relevance-labeled data. Additionally, we present the Chinese Medical Information Retrieval Benchmark (CMIRB), a comprehensive evaluation framework grounded in real-world medical scenarios, encompassing five tasks and ten datasets. By benchmarking ten models on CMIRB, we establish a rigorous standard for evaluating medical information retrieval systems. Experimental results demonstrate that SL-HyDE significantly surpasses HyDE in retrieval accuracy while showcasing strong generalization and scalability across various LLM and retriever configurations. Our code and data are publicly available at: <https://github.com/ll0ruc/AutoMIR>

1 Introduction

Medical information retrieval (MIR) (Luo et al., 2008; Goeuriot et al., 2016) focuses on retrieving relevant medical information from sources like electronic health records, scientific papers,

and medical knowledge databases, based on specific medical queries. Its applications are wide-ranging, supporting doctors in clinical decision-making (Sivarajkumar et al., 2024), assisting patients in finding health information (McGowan et al., 2009), and aiding researchers in accessing relevant studies (Zheng and Yu, 2015).

Dense retrievers (Karpukhin et al., 2020; Xu et al., 2024) have shown strong performance with large labeled datasets in information retrieval (IR). Several studies (Xiong et al., 2020; Li et al., 2023b; Xiao et al., 2024) have successfully employed contrastive learning to develop general-purpose text embedding models, achieving promising results in zero-resource retrieval scenarios. They leverage large-scale weakly supervised data through web crawling, or high-quality text pairs derived from data mining or manual annotation. However, the availability of such large-scale datasets cannot always be assumed, particularly in non-English languages or specialized domains.

Recently, large language models (LLMs) have demonstrated exceptional performance in zero-resource retrieval scenarios (Wang et al., 2023a; Shen et al., 2023; Mao et al., 2024), primarily due to their extensive knowledge and robust text generation capabilities. This makes them particularly effective in situations where labeled data is scarce or unavailable. One such approach, HyDE (Gao et al., 2022), employs zero-shot prompts to guide an instruction-following language model to generate hypothetical documents, effectively narrowing the semantic gap between the query and the target document. Similarly, Query2doc (Wang et al., 2023a) uses few-shot prompting of LLMs to generate pseudo-documents, which are then used to expand the original query. However, applying these methods to medical information retrieval presents three critical challenges: (1) **LLMs lack the specialized medical knowledge necessary to generate highly relevant hypothetical documents.** Although

*Xiao Zhou and Zheng Liu are corresponding authors.

LLMs are trained on vast datasets drawn from a wide array of general-purpose sources, they are often insufficiently equipped with domain-specific knowledge, particularly in fields like medicine. (2) **General text embedding models are inadequate for representing medical queries and documents effectively.** These versatile retrievers are typically designed for multi-domain and multi-task settings, failing to capture the nuanced and knowledge-intensive nature of the medical domain. (3) **The medical domain suffers from a scarcity of high-quality, relevance-labeled datasets.** The scarcity of labeled data significantly increases the cost of training and fine-tuning these models to achieve high performance.

To address these issues, we propose **Self-Learning Hypothetical Document Embedding (SL-HyDE)**, an effective fully zero-shot dense retrieval system requiring no relevance-labeled data for medical information retrieval. During the inference phase, SL-HyDE first employs an LLM as the generator to produce a relevant hypothetical document in response to a medical query. A retrieval model is then employed to pinpoint the most relevant target document from the candidates based on the generated hypothetical document. In the training phase, we design a self-learning mechanism that enhances the retrieval performance of SL-HyDE without the need for labeled data. Specifically, this mechanism leverages the retrieval model’s ranking capabilities to select high-relevance hypothetical documents that align with the output of the generator (LLM), simultaneously injecting medical knowledge into the LLM. In turn, the generator’s ability to produce high-quality hypothetical documents provides pseudo-labeled data for the training of retrieval model, enabling it to efficiently encode medical texts. This interactive and complementary approach generates supervisory signals that enhance both the generation and retrieval capabilities of the system. Notably, SL-HyDE begins with unlabeled medical corpora and completes the training process through a self-learning mechanism, thereby circumventing the heavy reliance on labeled data typically required for training both large language models and text embedding models.

To evaluate SL-HyDE’s performance in Chinese medical information retrieval, we develop a valuable **Chinese Medical Information Retrieval Benchmark (CMIRB)**. CMIRB is constructed from real-world medical scenarios, including online consultations, medical examinations, and literature re-

trieval. It comprises five tasks and ten datasets, marking the first comprehensive and authentic evaluation benchmark for Chinese medical information retrieval. This benchmark is poised to accelerate advancements toward more robust and generalizable MIR systems in the future.

Through extensive experimentation on the CMIRB benchmark, we find that our proposed method significantly enhances retrieval performance. We validate SL-HyDE across various configurations involving three large language models as generators and three embedding models as retrievers. Notably, SL-HyDE surpasses the HyDE (Qwen2 as generator + BGE as retriever) combination by an average of 4.9% in NDCG@10 across ten datasets, and it shows a 7.2% improvement compared to using BGE alone for retrieval. These outcomes underscore the effectiveness and versatility of SL-HyDE. In summary, our contributions are as follows:

- We propose Self-Learning Hypothetical Document Embeddings for zero-shot medical information retrieval, eliminating the need for relevance-labeled data.
- We are the first to develop a comprehensive Chinese Medical Information Retrieval Benchmark and evaluate the performance of various text embedding models on it.
- SL-HyDE enhances retrieval accuracy across five tasks and demonstrates generalizability and scalability with different combinations of generators and retrievers.

2 Related Work

2.1 Dense Retrieval

Recent advancements in deep learning and natural language processing have driven improvements in information retrieval. *Contriever* (Izacard et al., 2021) leverages unsupervised contrastive learning for dense retrieval. PEG (Wu et al., 2023) and BGE (Xiao et al., 2024) enhance Chinese general embeddings through training on large-scale text pairs. These works demonstrate the impact of well-structured training strategies on effective retrieval across multiple domains. Beyond embedding-based techniques, large language models have demonstrated exceptional performance in zero-resource retrieval scenarios. GAR (Mao

et al., 2021) enriches query semantics with generated content. HyDE (Gao et al., 2022) generates hypothetical documents for the retriever, effectively narrowing the semantic gap between the query and the target document. Query2doc (Wang et al., 2023a) utilizes few-shot prompts to expand queries, boosting both sparse and dense retrieval. However, retrieval through hypothetical documents generated by LLMs often yields suboptimal results when domain-specific knowledge is insufficient. To address these challenges, we propose a self-learning framework that jointly optimizes the generator and retriever without any relevance labels, thereby enhancing retrieval performance.

2.2 Information Retrieval Benchmark

To better guide the development of retrieval models, researchers have developed various datasets and benchmarks. For instance, DuReader (He et al., 2018), a large-scale Chinese reading comprehension dataset, significantly advances text understanding and information retrieval research. BEIR (Thakur et al., 2021), a zero-shot retrieval evaluation benchmark, covers diverse retrieval tasks and offers a unified evaluation platform. MTEB (Muennighoff et al., 2023) establishes a framework for evaluating multilingual text embeddings. More recently, C-MTEB (Xiao et al., 2024) specifically addresses Chinese text embedding evaluations. However, these benchmarks are designed for general domains, limiting their utility for specific domains such as medical retrieval. Existing medical benchmarks like CMB (Wang et al., 2024b) and CMExam (Liu et al., 2024) focus primarily on medical QA and clinical reasoning, which are not suitable for medical retrieval evaluation. To bridge this gap, we develop the first comprehensive and realistic evaluation benchmark based on real-world medical scenarios for Chinese medical information retrieval tasks.

3 Methodology

3.1 Preliminary

Zero-shot document retrieval is a crucial component of the search systems. Given a user query q and a document set $D = \{d_1, \dots, d_n\}$ where n represents the number of document candidates, the goal of a retrieval model (\mathcal{M}_r) is to fetch documents that align with the user’s genuine search intent for the current query q . These models map an input query q and a document d into a pair of

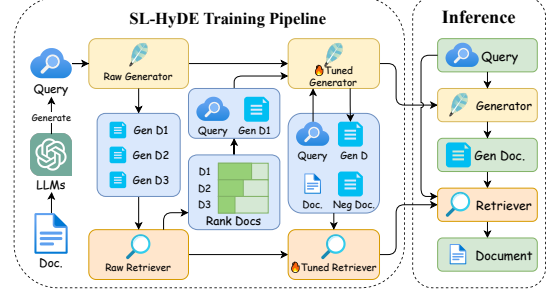


Figure 1: Training and inference pipeline of SL-HyDE.

vectors $\langle v_q, v_d \rangle$, using their inner product as a similarity function $s(q, d)$:

$$s(q, d) = \langle \mathcal{M}_r(q), \mathcal{M}_r(d) \rangle. \quad (1)$$

The retrieval models then identify the top-k documents, denoted as D_{topk} , which have the highest similarity scores when compared to the query q .

Large language models have achieved remarkable success in text generation across various natural language processing tasks, including question answering (Liu et al., 2021) and text generation (Dathathri et al., 2019). Recently, there has been a growing interest in utilizing these models to generate relevant documents based on queries, thereby improving retrieval accuracy. Hypothetical Document Embeddings (HyDE) (Gao et al., 2022) decompose dense retrieval into two tasks: a generative task executed by an instruction-following language model and a document-document similarity task executed by a retrieval model.

3.2 Overview

Applying HyDE to the medical domain presents two primary challenges: (1) LLMs often lack specialized medical domain knowledge, and (2) retrievers may struggle to effectively encode medical texts due to inadequate training on medical corpora. These challenges hinder the successful implementation of HyDE technology in the medical field, making it difficult to achieve significant performance improvements in retrieval tasks. A common strategy to supplement medical domain knowledge involves fine-tuning with labeled medical data (Zhang et al., 2023; Wang et al., 2024c; Xu et al., 2024). However, these approaches rely on high-quality, manually constructed data to adapt general models to the medical domain. Unfortunately, obtaining such high-quality labeled data in practice is particularly challenging, making the training of a medical LLM highly costly.

In this paper, we introduce a self-learning hypothetical document embedding mechanism designed to leverage the potential of unlabeled medical corpora. The labels are entirely generated by the generator and retriever in SL-HyDE, eliminating the need for external labeled data collection. Figure 1 presents the overall framework.

3.3 SL-HyDE Training

Self-Learning Generator. An unlabeled medical corpus, such as Huatuo26M (Li et al., 2023a), serves as the foundational resource for domain-specific content. To construct queries, we employ a robust offline LLM, Qwen2.5-32B-Instruct (Team, 2024), leveraging in-context learning (Brown, 2020). With a well-designed prompt, the model effectively generates medically grounded and context-aware queries:

$$q = \text{LLM}(d, \text{prompt}). \quad (2)$$

To facilitate retrieval, the raw generator creates a hypothetical document that distills the relevant information from the true target document. Concretely, we provide both the query and the corresponding target document as input to the generator, along with a carefully designed prompt to guide the generation of the pseudo-document.

$$d' = \mathcal{M}_g(q, d, \text{prompt}). \quad (3)$$

Notably, we intentionally avoid using the true target document as the output label because the generator’s primary role is to craft a hypothetical document that aids the retriever in locating it. Expecting the generator to replicate the exact target document itself would be overly demanding and unrealistic.

Given that not all hypothetical documents generated by the generator are equally effective for retrieval, we leverage the retriever \mathcal{M}_r to select the most optimal one. Specifically, the generator \mathcal{M}_g creates L hypothetical documents for a given query. Each hypothetical document d'_i is used to retrieve documents from the corpus, and we record the rank r_i of the true target document d . The pseudo-document with the highest retrieval quality (the lowest r_i) is selected:

$$r_i = \text{rank}(d, \text{sort}(s(d'_i, D))), i = 1, \dots, L, \quad (4)$$

$$i^* = \arg \min_{i=1}^L r_i, d^* = d'_{i^*}. \quad (5)$$

This process yields a collection of question-answer pairs in the form of (q, d^*) , functions as

the question and the generated document as the corresponding answer. The generator is subsequently trained via supervised fine-tuning on the resulting dataset $D_{llm} = \{(q, d^*) | q \in Q\}$. The standard supervised fine-tuning (SFT) loss is computed as:

$$\mathcal{L}_{\text{slg}} = - \sum_{q \in Q} \sum_t \log \mathcal{M}_g(d'_t | d'_{<t}, q). \quad (6)$$

Interestingly, the self-learning generator is trained without relying on supervision signals from labeled medical data. Instead, it is based on unlabeled corpora and employs the generator’s text generation alongside the retriever’s ranking function to construct high-quality question-answer pairs tailored for hypothetical document generation.

Self-Learning Retriever. Given a passage d from the corpus D and its corresponding query q , the pair (q, d) naturally forms the labeled query-document data required for retriever fine-tuning. However, since SL-HyDE retrieves the target document by encoding both the query and a generated hypothetical document when inference, we explore a triplet $(q, d'; d)$ as the labeled data for retriever training. This approach effectively aligns the training data format with that of the inference stage, thereby enhancing consistency and bridging the gap between training and deployment.

To achieve this, we utilize the fine-tuned generator \mathcal{M}_g^t from the previous stage to generate hypothetical documents for all queries, constructing a labeled fine-tuning dataset $D_{\text{emb}} = \{(q, d'; d) | q \in Q\}$. Following previous research (Li et al., 2023b; Xiao et al., 2024), we further increase the training data complexity through hard negative mining. Specifically, a retriever is used to identify difficult negative samples from the original corpus D through an ANN-based sampling strategy (Xiong et al., 2020), resulting in a hard negative dataset:

$$D^- = \text{ANN}(\mathcal{M}_r(q, d'), \mathcal{M}_r(D)). \quad (7)$$

In addition to the negatives mined from the corpus, we also incorporate in-batch negatives. Contrastive learning loss is then applied for the supervised fine-tuning of the retriever, with the objective function formulated as follows:

$$\mathcal{L}_{\text{slr}} = \min. \sum_{(q, d)} -\log \frac{e^{s(q, d)/\tau}}{e^{s(q, d)/\tau} + \sum_{B \cup D^-} e^{s(q, d^-)/\tau}}, \quad (8)$$

where τ is the temperature coefficient, and B represents the negative samples in a batch. The score

$s(q, d)$ incorporates the generated document, as described in Equation 1.

At this stage, we can obtain a retriever equipped with medical domain knowledge that is coherently adapted to the characteristics of retrieval queries, incorporating hypothetical documents. In SL-HyDE, the generator and retriever are trained separately in a sequential manner, allowing each component to be optimized with the most appropriate supervision signal available at its respective training phase.

3.4 SL-HyDE Inference

As illustrated in Figure 1, the inference stage of SL-HyDE introduces a hypothesis generation step prior to conventional retrieval. Specifically, the input query q is first rewritten by a fine-tuned generator \mathcal{M}_g^t to produce a pseudo-document d' , as defined by the following equation:

$$d' = \mathcal{M}_g^t(q, \text{prompt}). \quad (9)$$

The prompt is a manually designed instruction tailored to the requirements of each task. Detailed formulations of the prompts used in our experiments are provided in Appendix A.2.

To better fuse the documents, we sample N documents from the hypothetical documents. Subsequently, a tuned retriever \mathcal{M}_r^t is used to encode these documents into an embedding vector v_q :

$$v_q = \frac{1}{N+1} \left[\sum_{k=1}^N \mathcal{M}_r^t(d'_k) + \mathcal{M}_r^t(q) \right]. \quad (10)$$

Then, the inner product is computed between v_q and all document vectors:

$$s(q, d) = \langle v_q, \mathcal{M}_r^t(d) \rangle, \forall d \in D. \quad (11)$$

This vector identifies a neighborhood in the corpus embedding space, from which similar real documents are retrieved based on vector similarity.

4 CMIRB Benchmark

4.1 Overview

The CMIRB benchmark is a specialized multi-task dataset designed specifically for medical information retrieval. As shown in Figure 2, it comprises five different tasks. Medical knowledge retrieval task: Retrieve relevant medical knowledge snippets from textbooks or encyclopedias based on a given medical query. Medical consultation retrieval task:

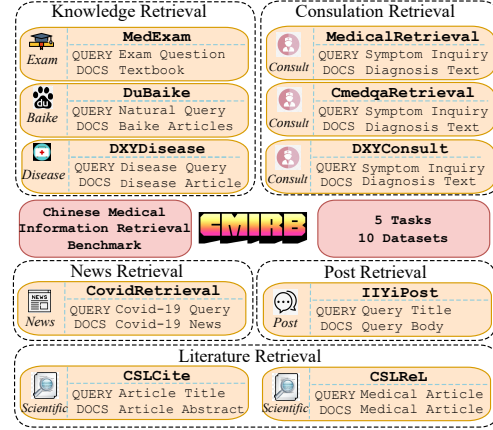


Figure 2: An overview of CMIRB.

Extract relevant doctor’s responses to online medical consultation questions posed by patients. Medical news retrieval task: Focus on retrieving news articles that address queries related to COVID-19. Medical post retrieval task: Retrieve the content of a forum post corresponding to its title. Medical literature retrieval task: Retrieve abstracts of cited references based on a medical title or find a similar paper based on the given medical paper.

4.2 Data Construction

The CMIRB benchmark integrates 10 datasets, including several existing resources: **MedicalRetrieval** (Long et al., 2022), **CmedqaRetrieval** (Qiu et al., 2022), and **CovidRetrieval** (Qiu et al., 2022), covering patient-doctor consultations and COVID-19-related news retrieval.

In addition, we construct several datasets by combining existing query resources with curated medical corpora. **MedExam** pairs questions with textbook passages from MedQA (Jin et al., 2021). **DuBaikē** uses queries from DuReader (He et al., 2017) and documents collected from Baidu Baikē pages¹. We also curate two datasets from the medical website DingXiangYuan². **DXYDisease** focuses on structured disease-related Q&A, while **DXYConsult** captures richer patient-doctor dialogues that include symptom descriptions, medication history, and diagnostic queries. We curate **IYYiPost** by crawling posts from the IYYi forum³.

Finally, CSLCite and CSLRel are constructed based on the CSL dataset (Li et al., 2022), target-

¹<https://baikē.baidu.com/>

²<https://dxy.com/>

³<https://bbs.iyyi.com/>

Task	Dataset	#Samples		Avg. Word Lengths	
		#Query	#Document	Query	Document
Medical	MedExam	697	27,871	96.9	493.7
Knowledge	DuBaik	318	56,441	7.6	403.3
Retrieval	DXYDisease	1,255	54,021	24.3	191.1
Medical	MedicalRet.	1,000	100,999	17.9	122.0
Consultation	CmedqaRet.	3,999	100,001	48.4	307.7
Retrieval	DXYConsult	943	12,577	170.4	370.1
News Ret.	CovidRet.	949	100,001	25.9	332.4
Post Ret.	IIYiPost	789	27,570	15.9	150.1
Literature	CSLCite	573	36,703	21.9	269.6
Retrieval	CSLRel	439	36,758	281.8	292.2

Table 1: Statistics of datasets in CMIRB.

ing different literature retrieval scenarios. **CSLCite** uses journal titles as queries and their cited references from WanFangMedical⁴ as documents, while **CSLRel** pairs each paper with the most relevant similar paper recommended by the platform.

To ensure quality, we apply ChatGPT to exclude non-medical content and low-quality query-document pairs. Additional query-document matching is performed for MedExam and DuBaik to ensure content relevance. Full details are provided in the Appendix B.1. Table 1 summarizes dataset statistics, revealing broad variability in query and document length, ranging from short titles to long passages, ensuring the benchmark’s diversity and practical relevance.

5 Experiments

5.1 Experimental Setup

Implementation Details. We sample 10,000 documents from the Huatuo26M_encyclopedia dataset as the unlabeled corpus. In our training framework, we utilize Qwen2-7B-Instruct (Yang et al., 2024) as the generator and BGE-Large-zh-v1.5 (Xiao et al., 2024) as the retriever. Unless otherwise stated, all experiments are conducted under this Qwen+BGE configuration. Model training and evaluation are conducted on up to 5 NVIDIA A100 GPUs, each equipped with 40GB of memory. For fine-tuning the LLM, we employ the AdamW optimizer (Loshchilov, 2017) in conjunction with a cosine learning rate scheduler. Training is executed for 1 epoch with a learning rate of 1e-5 and a batch size of 2. We set 200 warmup steps and configure the LoRA rank to 8. Retriever fine-tuning also uses the AdamW optimizer, with a linear decay schedule and an initial learning rate of 1e-5. The batch size per GPU is set at 4, and the maximum input sequence length is limited to 512. We apply a

⁴<https://med.wanfangdata.com.cn/>

temperature of 0.02 and mine 7 hard negatives for each query to enhance training difficulty.

Evaluation Settings. For simplicity, we employ the LLM to generate a single hypothetical document for each query. The retrieval model embeds all queries, hypothetical documents, and corpus documents, with similarity scores calculated using cosine similarity. Documents in the corpus are ranked for each query based on these scores, and nDCG@10 is used as the primary evaluation metric to assess retrieval effectiveness. We set the temperature of LLM to 0.7 and repeat five times with different random seeds.

Baseline Models. To comprehensively evaluate CMIRB, we select several popular retrieval models. These include lexical retriever BM25 (Robertson et al., 2009); dense retrieval models such as Text2Vec-Large-Chinese (Xu, 2023), PEG (Wu et al., 2023), BGE-Large-zh-v1.5 (Xiao et al., 2024), GTE-Large-zh (Li et al., 2023b), and Piccolo-Large-zh (SenseTime, 2023); multilingual retrievers like mContriever (masmarco) (Izacard et al., 2021), M3E-Large (Wang et al., 2023b), mE5 (multilingual-e5-large) (Wang et al., 2024a); and text-embedding-ada-002 (OpenAI).

5.2 Main Results

The experimental results for various retrieval models, including SL-HyDE, on the CMIRB benchmark are presented in Table 2. We make the following observations.

(1) BM25 remains highly competitive in specific medical tasks. As a lexical retriever, it ranks documents based on TF-IDF matching scores calculated between queries and documents. Despite underperforming on the overall CMIRB benchmark, it displays strong results in tasks like medical news retrieval (78.9 vs. 73.33 for BGE) and medical post retrieval (66.95 vs. 67.13 for BGE). This can be attributed to the higher keyword overlap in datasets.

(2) No single retrieval model achieves optimal performance across all ten tasks. PEG and GTE each deliver the best performance on four datasets, while BGE and mE5 each excel in achieving the top results on one dataset. Dense models with better performance often utilize contrastive learning, pretraining on large-scale unlabeled data followed by fine-tuning on labeled data. Variations in training data distribution influence model effectiveness across different datasets, suggesting the need for specialized approaches.

(3) SL-HyDE consistently outperformed HyDE

Task	Knowledge Retrieval			Consultation Retrieval			News	Post	Literature Retrieval		Average
Dataset	MedExam	DuBaik	DXyDis.	Medical	Cmedqa	DXyCon.	Covid	IIyIPost	CSLCite	CSLRel	
Text2Vec(large)	41.39	21.13	41.52	30.93	15.53	21.92	60.48	29.47	20.21	23.01	30.56
mContriever	51.50	22.25	44.34	38.50	22.71	20.04	56.01	28.11	34.59	33.95	35.20
BM25	31.95	17.89	40.12	29.33	6.83	17.78	78.90	66.95	33.74	29.97	35.35
OpenAI-Ada-002	53.48	43.12	58.72	37.92	22.36	27.69	57.21	48.60	32.97	43.40	42.55
M3E(large)	33.29	46.48	62.57	48.66	30.73	41.05	61.33	45.03	35.79	47.54	45.25
mE5(large)	53.96	53.27	72.10	51.47	28.67	41.35	75.54	63.86	42.65	37.94	52.08
piccolo(large)	43.11	45.91	70.69	59.04	41.99	47.35	85.04	65.89	44.31	44.21	54.75
GTE(large)	41.22	42.66	70.59	62.88	43.15	46.30	88.41	63.02	46.40	49.32	55.40
BGE(large)	58.61	44.26	71.71	59.60	42.57	47.73	73.33	67.13	43.27	45.79	55.40
PEG(large)	52.78	51.68	77.38	60.96	44.42	49.30	82.56	70.38	44.74	40.38	57.46
BGE(large)	58.61	44.26	71.71	59.60	42.57	47.73	73.33	67.13	43.27	45.79	55.40
HyDE	64.39	52.73	73.98	57.27	38.52	47.11	74.32	73.07	46.16	38.68	56.62
SL-HyDE	71.49*	60.96*	75.34*	58.58*	39.07*	50.13*	76.95*	73.81*	46.78*	40.71*	59.38*
Improve.	↑ 11.03%	↑ 15.61%	↑ 1.84%	↑ 2.29%	↑ 1.43%	↑ 6.41%	↑ 3.54%	↑ 1.01%	↑ 1.34%	↑ 5.25%	↑ 4.87%

Table 2: Performance of various Retrieval models on nDCG@10. The first part shows ten base retrieval models, and the second shows retrieval models enhanced by hypothetical documents. * denotes the result outperforms baseline models in t-test at $p < 0.05$ level.

across all ten datasets. While HyDE shows slight overall improvements over BGE, it excels in medical knowledge retrieval but underperforms in medical consultation tasks. This discrepancy could be due to LLM’s stronger handling of encyclopedia-type knowledge compared to the nuanced domain of patient-doctor consultations. In contrast, SL-HyDE achieved improvements over HyDE in all tasks, owing to its self-learning mechanism, which effectively enhances medical knowledge integration within both the generator and the retriever, while also aligning the outputs of the two models.

5.3 Performance Analysis

Effect of Different Generators. In Table 3, we present SL-HyDE’s performance with alternative fine-tuned LLMs as the generator, such as ChatGLM3-6B (Team et al., 2024) and Llama2-7b-Chat (Touvron et al., 2023).

Both models demonstrate performance improvements under SL-HyDE compared to HyDE. For instance, we observe a 4.65% improvement with ChatGLM3 and an 8.23% improvement with the Llama2 model. However, for Llama2, HyDE shows a slight decline compared to BGE. This is likely due to the fact that the pseudo-documents generated by the English-based Llama2 contained English content, which the downstream BGE retriever struggled to encode effectively. After fine-tuning, SL-HyDE improves by approximately 8%, attributed to both the reduction of English content and the enhanced retriever’s ability to encode medical knowledge, illustrating SL-HyDE’s adaptability.

Effect of Different Retrievers. We consider fine-tuning the other two retrieval models: PEG which achieves optimal performance on CMIRB, and a

Task	Know.	Consu.	News	Post	Literature	Avg.(All)
ChatGLM3 as Generator + BGE as Retriever						
HyDE	62.43	46.43	73.89	70.88	44.46	56.02
SL-HyDE	66.26	48.55	76.78	72.29	46.40	58.63
Improve.	↑ 6.14%	↑ 4.57%	↑ 3.91%	↑ 1.99%	↑ 4.36%	↑ 4.65%
Llama2 as Generator + BGE as Retriever						
HyDE	55.74	40.62	72.90	72.22	45.30	52.48
SL-HyDE	63.66	45.44	77.17	71.99	45.75	56.80
Improve.	↑ 14.21%	↑ 11.87%	↑ 5.86%	↓ 0.32%	↑ 0.99%	↑ 8.23%

Table 3: Performance of different generators.

Task	Know.	Consu.	News	Post	Literature	Avg.(All)
Qwen2 as Generator + mE5 as Retriever						
HyDE	65.77	43.15	75.92	68.15	38.58	54.80
SL-HyDE	68.60	44.83	77.59	66.81	42.33	56.94
Improve.	↑ 4.31%	↑ 3.90%	↑ 2.20%	↓ 1.97%	↑ 9.72%	↑ 3.90%
Qwen2 as Generator + PEG as Retriever						
HyDE	66.03	49.73	80.49	72.51	38.87	57.80
SL-HyDE	69.96	50.97	80.89	75.93	45.03	60.97
Improve.	↑ 5.96%	↑ 2.50%	↑ 0.50%	↑ 4.72%	↑ 15.86%	↑ 5.48%

Table 4: Performance of different retrievers.

multilingual retriever mE5.

In Table 4, we observe that the standard HyDE method offers some improvement over using only the retriever, but the overall performance is significantly enhanced with the application of SL-HyDE. For example, the top-performing PEG model on the CMIRB benchmark improved from 57.46% to 60.97%, representing a substantial increase in retrieval tasks. This underscores SL-HyDE’s ability to boost retrieval performance across various retriever models.

Effect of Different Fusing Strategies. In this sec-

Task	Know.	Consu.	News	Post	Literature	Avg.(All)
SL-HyDE	69.26	49.26	76.95	73.81	43.75	59.38
w/ D.	68.00	41.86	71.94	68.02	37.36	54.43
w/ con.	69.04	45.51	73.38	69.53	44.81	57.62
w/ K-D.	69.30	50.17	77.38	74.55	45.42	60.12

Table 5: Performance of different fusing strategies.

Task	Know.	Consu.	News	Post	Literature	Avg.(All)
HyDE	63.70	47.63	74.32	73.07	42.42	56.62
SL-HyDE	69.26	49.26	76.95	73.81	43.75	59.38
w/o BGE-FT	64.32	47.95	74.87	72.91	43.24	57.11
w/o Qwen-FT	68.75	48.85	76.63	74.52	43.11	58.77

Table 6: Performance of different variants.

tion, we test several methods for incorporating hypothetical documents. SL-HyDE: This method encodes the original query and the hypothetical documents separately, then applies mean pooling to obtain the final query vector. SL-HyDE w/ D: Only the hypothetical document is used as the query for retrieval. SL-HyDE w/ con: The original query and the hypothetical document are concatenated into a single string to form a new query. SL-HyDE w/ K-D: This approach generates five documents.

Table 5 shows that the combination of the original query and hypothetical documents is optimal. Sole reliance on hypothetical documents significantly reduces performance, especially in medical consultation tasks, where original queries contain critical information. The string concatenation method introduces some performance degradation, indicating that the generated documents may contain noise at the string level, whereas average pooling effectively mitigates it. Generating multiple hypothetical documents increases coverage and improves performance across tasks. However, it often leads to a K-fold increase in inference time. Therefore, we need to balance efficiency and accuracy to select the number of hypothetical documents.

5.4 Ablation Study

To further analyze the gains brought by the internal architecture of SL-HyDE, we conduct two sets of ablation experiments: (1) SL-HyDE w/o BGE-FT, which uses the fine-tuned LLM as the generator and the raw BGE as the retriever; (2) SL-HyDE w/o Qwen-FT, which utilizes raw LLM as the generator and the fine-tuned BGE as the retriever.

Table 6 demonstrates that fine-tuning both components substantially enhances performance, validating the efficacy of the self-learning mechanism. Notably, fine-tuning the retriever yields greater gains, suggesting that BGE benefits significantly from domain-specific adaptation. However, our approach fine-tunes both the retriever and the generator, boosting their performance between the two to enhance retrieval tasks.

Query: How to treat a hernia?

Target Doc: Inguinal Hernia Treatment Plan. For conventional treatment, a 1-year-old infant can use a hernia belt for compression. As the muscles gradually strengthen, there may be a possibility of spontaneous recovery. For elderly and frail individuals a hernia belt can be worn, but for other patients, surgery is generally recommended...

HyDE: Hernia is a common disease caused by a weak area in the abdominal wall, [Treatment usually includes conservative and surgical methods](#). For most patients, especially young and healthy individuals, surgery is the preferred option... (Rank: 10)

SL-HyDE: Hernia is a common condition that typically occurs... [For infants,... the use of a hernia belt](#) to apply localized pressure can help alleviate symptoms and promote the development of the abdominal muscles.... [For elderly or frail patients](#), or those with severe underlying conditions,... [wearing a hernia belt can help manage symptoms](#) and reduce the risk of the hernia progressing further... (Rank: 2)

Table 7: The case study comparing with baseline.

5.5 Case Study

To intuitively show how the SL-HyDE makes a difference in the hypothetical documents and retrieval performance, we present examples in Table 7 to compare the hypothetical document generated by HyDE and SL-HyDE. The query is *How to treat a hernia?*. While HyDE generates a general document discussing *conservative and surgical treatments*, it lacks specificity for different patient groups. In contrast, SL-HyDE produces a document mentioning *hernia belts for infants and elderly patients*, closely matching the target document’s details. This improved relevance led to a higher retrieval ranking (2nd vs. 10th), demonstrating how more precise hypothetical documents enhance retrieval performance.

6 Conclusions

In this paper, we introduce an automated framework for zero-shot medical information retrieval, named SL-HyDE, which operates without the need for relevance labels. Utilizing an unlabeled medical corpus, we employ a self-learning, end-to-end training framework where the retriever guides the generator’s training, and the generator, in turn, enhances the retriever. This process integrates medical knowledge to create hypothetical documents that are more effective in retrieving target documents. Furthermore, we present a comprehensive Chinese medical information retrieval benchmark, evaluating mainstream retrieval models against this new standard. Experimental findings demonstrate that SL-HyDE consistently improves retrieval accuracy over HyDE across ten datasets. Additionally, SL-HyDE shows strong adaptability and scalability, effectively enhancing retrieval performance across various combinations of generators and retrievers.

In future work, we will extend SL-HyDE to other data-scarce domains to further evaluate its generalizability across different settings. In addition, we will explore reinforcement learning to train more capable retrievers and enhance reasoning in complex medical retrieval tasks.

7 Limitations

While our work effectively addresses the adaptation challenges of HyDE in low-resource scenarios, several limitations remain. First, our study primarily focuses on the medical domain and provides a preliminary exploration in the legal domain (see Appendix A.4), but we have not extended our investigation to other vertical domains such as economics or education. Second, although we experiment with three open-source LLMs, Qwen2, LLaMA2, and ChatGLM3, as generators, we do not include more recent or diverse model families such as Qwen3 or Gemini, which may exhibit different generation behaviors. Third, our data construction pipeline relies on LLMs for query-document matching and pseudo-relevant pair filtering. The effectiveness of these components depends on the model’s instruction-following ability and its sensitivity to domain-specific nuances, which may introduce hallucinations or spurious correlations.

References

- Tom B Brown. 2020. Language models are few-shot learners. *arXiv preprint arXiv:2005.14165*.
- Sumanth Dathathri, Andrea Madotto, Janice Lan, Jane Hung, Eric Frank, Piero Molino, Jason Yosinski, and Rosanne Liu. 2019. Plug and play language models: A simple approach to controlled text generation. *arXiv preprint arXiv:1912.02164*.
- Luyu Gao, Xueguang Ma, Jimmy Lin, and Jamie Callan. 2022. Precise zero-shot dense retrieval without relevance labels. *arXiv preprint arXiv:2212.10496*.
- Lorraine Goeuriot, Gareth JF Jones, Liadh Kelly, Henning Müller, and Justin Zobel. 2016. Medical information retrieval: introduction to the special issue. *Information Retrieval Journal*, 19:1–5.
- Wei He, Kai Liu, Jing Liu, Yajuan Lyu, Shiqi Zhao, Xinyan Xiao, Yuan Liu, Yizhong Wang, Hua Wu, Qiaoqiao She, Xuan Liu, Tian Wu, and Haifeng Wang. 2018. [DuReader: a Chinese machine reading comprehension dataset from real-world applications](#). In *Proceedings of the Workshop on Machine Reading for Question Answering*, pages 37–46, Melbourne, Australia. Association for Computational Linguistics.
- Wei He, Kai Liu, Jing Liu, Yajuan Lyu, Shiqi Zhao, Xinyan Xiao, Yuan Liu, Yizhong Wang, Hua Wu, Qiaoqiao She, and 1 others. 2017. Dureader: a chinese machine reading comprehension dataset from real-world applications. *arXiv preprint arXiv:1711.05073*.
- Gautier Izacard, Mathilde Caron, Lucas Hosseini, Sebastian Riedel, Piotr Bojanowski, Armand Joulin, and Edouard Grave. 2021. Unsupervised dense information retrieval with contrastive learning. *arXiv preprint arXiv:2112.09118*.
- Di Jin, Eileen Pan, Nassim Oufattole, Wei-Hung Weng, Hanyi Fang, and Peter Szolovits. 2021. What disease does this patient have? a large-scale open domain question answering dataset from medical exams. *Applied Sciences*, 11(14):6421.
- Vladimir Karpukhin, Barlas Oğuz, Sewon Min, Patrick Lewis, Ledell Wu, Sergey Edunov, Danqi Chen, and Wen-tau Yih. 2020. Dense passage retrieval for open-domain question answering. *arXiv preprint arXiv:2004.04906*.
- Jianquan Li, Xidong Wang, Xiangbo Wu, Zhiyi Zhang, Xiaolong Xu, Jie Fu, Prayag Tiwari, Xiang Wan, and Benyou Wang. 2023a. Huatuo-26m, a large-scale chinese medical qa dataset. *arXiv preprint arXiv:2305.01526*.
- Yudong Li, Yuqing Zhang, Zhe Zhao, Linlin Shen, Weijie Liu, Weiquan Mao, and Hui Zhang. 2022. Csl: A large-scale chinese scientific literature dataset. *arXiv preprint arXiv:2209.05034*.
- Zehan Li, Xin Zhang, Yanzhao Zhang, Dingkun Long, Pengjun Xie, and Meishan Zhang. 2023b. Towards general text embeddings with multi-stage contrastive learning. *arXiv preprint arXiv:2308.03281*.
- Jimmy Lin, Xueguang Ma, Sheng-Chieh Lin, Jheng-Hong Yang, Ronak Pradeep, and Rodrigo Nogueira. 2021. Pyserini: A python toolkit for reproducible information retrieval research with sparse and dense representations. In *Proceedings of the 44th International ACM SIGIR Conference on Research and Development in Information Retrieval*, pages 2356–2362.
- Jiachang Liu, Dinghan Shen, Yizhe Zhang, Bill Dolan, Lawrence Carin, and Weizhu Chen. 2021. What makes good in-context examples for gpt-3? *arXiv preprint arXiv:2101.06804*.
- Junling Liu, Peilin Zhou, Yining Hua, Dading Chong, Zhongyu Tian, Andrew Liu, Helin Wang, Chenyu You, Zhenhua Guo, Lei Zhu, and 1 others. 2024. Benchmarking large language models on cmexam-a comprehensive chinese medical exam dataset. *Advances in Neural Information Processing Systems*, 36.
- Dingkun Long, Qiong Gao, Kuan Zou, Guangwei Xu, Pengjun Xie, Ruijie Guo, Jian Xu, Guanjuan Jiang, Luxi Xing, and Ping Yang. 2022. Multi-cpr: A multi

- domain chinese dataset for passage retrieval. In *Proceedings of the 45th International ACM SIGIR Conference on Research and Development in Information Retrieval*, pages 3046–3056.
- I Loshchilov. 2017. Decoupled weight decay regularization. *arXiv preprint arXiv:1711.05101*.
- Gang Luo, Chunqiang Tang, Hao Yang, and Xing Wei. 2008. Medsearch: a specialized search engine for medical information retrieval. In *Proceedings of the 17th ACM conference on Information and knowledge management*, pages 143–152.
- Shengyu Mao, Yong Jiang, Boli Chen, Xiao Li, Peng Wang, Xinyu Wang, Pengjun Xie, Fei Huang, Huanjun Chen, and Ningyu Zhang. 2024. Rafe: ranking feedback improves query rewriting for rag. *arXiv preprint arXiv:2405.14431*.
- Yuning Mao, Pengcheng He, Xiaodong Liu, Yelong Shen, Jianfeng Gao, Jiawei Han, and Weizhu Chen. 2021. [Generation-augmented retrieval for open-domain question answering](#). In *Proceedings of the 59th Annual Meeting of the Association for Computational Linguistics and the 11th International Joint Conference on Natural Language Processing (Volume 1: Long Papers)*, pages 4089–4100, Online. Association for Computational Linguistics.
- Jessie McGowan, Roland Grad, Pierre Pluye, Karin Hannes, Katherine Deane, Michel Labrecque, Vivian Welch, and Peter Tugwell. 2009. Electronic retrieval of health information by healthcare providers to improve practice and patient care. *Cochrane Database of Systematic Reviews*, (3).
- Niklas Muennighoff, Nouamane Tazi, Loic Magne, and Nils Reimers. 2023. [MTEB: Massive text embedding benchmark](#). In *Proceedings of the 17th Conference of the European Chapter of the Association for Computational Linguistics*, pages 2014–2037, Dubrovnik, Croatia. Association for Computational Linguistics.
- OpenAI. 2022. [New and improved embedding model](#).
- Yifu Qiu, Hongyu Li, Yingqi Qu, Ying Chen, Qiaoqiao She, Jing Liu, Hua Wu, and Haifeng Wang. 2022. Dureader_retrieval: A large-scale chinese benchmark for passage retrieval from web search engine. *arXiv preprint arXiv:2203.10232*.
- Stephen Robertson, Hugo Zaragoza, and 1 others. 2009. The probabilistic relevance framework: Bm25 and beyond. *Foundations and Trends® in Information Retrieval*, 3(4):333–389.
- SenseTime. 2023. Text2vec: Text to vector toolkit. <https://github.com/timczm/piccolo-large-zh>.
- Tao Shen, Guodong Long, Xiubo Geng, Chongyang Tao, Tianyi Zhou, and Daxin Jiang. 2023. Large language models are strong zero-shot retriever. *arXiv preprint arXiv:2304.14233*.
- Sonish Sivarajkumar, Haneef Ahamed Mohammad, David Oniani, Kirk Roberts, William Hersh, Hongfang Liu, Daqing He, Shyam Visweswaran, and Yan-shan Wang. 2024. Clinical information retrieval: A literature review. *Journal of Healthcare Informatics Research*, pages 1–40.
- GLM Team, Aohan Zeng, Bin Xu, Bowen Wang, Chenhui Zhang, Da Yin, Diego Rojas, Guanyu Feng, Hanlin Zhao, Hanyu Lai, and 1 others. 2024. Chatglm: A family of large language models from glm-130b to glm-4 all tools. *arXiv e-prints*, pages arXiv–2406.
- Qwen Team. 2024. [Qwen2.5: A party of foundation models](#).
- Nandan Thakur, Nils Reimers, Andreas Rücklé, Abhishek Srivastava, and Iryna Gurevych. 2021. [BEIR: A heterogeneous benchmark for zero-shot evaluation of information retrieval models](#). In *Thirty-fifth Conference on Neural Information Processing Systems Datasets and Benchmarks Track (Round 2)*.
- Hugo Touvron, Louis Martin, Kevin Stone, Peter Albert, Amjad Almahairi, Yasmine Babaei, Nikolay Bashlykov, Soumya Batra, Prajjwal Bhargava, Shruti Bhosale, and 1 others. 2023. Llama 2: Open foundation and fine-tuned chat models. *arXiv preprint arXiv:2307.09288*.
- Liang Wang, Nan Yang, Xiaolong Huang, Linjun Yang, Rangan Majumder, and Furu Wei. 2024a. Multilingual e5 text embeddings: A technical report. *arXiv preprint arXiv:2402.05672*.
- Liang Wang, Nan Yang, and Furu Wei. 2023a. [Query2doc: Query expansion with large language models](#). In *Proceedings of the 2023 Conference on Empirical Methods in Natural Language Processing*, pages 9414–9423, Singapore. Association for Computational Linguistics.
- Xidong Wang, Guiming Chen, Song Dingjie, Zhang Zhiyi, Zhihong Chen, Qingying Xiao, Junying Chen, Feng Jiang, Jianquan Li, Xiang Wan, Benyou Wang, and Haizhou Li. 2024b. [CMB: A comprehensive medical benchmark in Chinese](#). In *Proceedings of the 2024 Conference of the North American Chapter of the Association for Computational Linguistics: Human Language Technologies (Volume 1: Long Papers)*, pages 6184–6205, Mexico City, Mexico. Association for Computational Linguistics.
- Xidong Wang, Nuo Chen, Junyin Chen, Yan Hu, Yidong Wang, Xiangbo Wu, Anningzhe Gao, Xiang Wan, Haizhou Li, and Benyou Wang. 2024c. Apollo: Lightweight multilingual medical llms towards democratizing medical ai to 6b people. *arXiv preprint arXiv:2403.03640*.
- Yuxin Wang, Qingxuan Sun, and sicheng He. 2023b. M3e: Moka massive mixed embedding model.
- Tong Wu, Yulei Qin, Enwei Zhang, Zihan Xu, Yuting Gao, Ke Li, and Xing Sun. 2023. Towards robust text retrieval with progressive learning. *arXiv preprint arXiv:2311.11691*.

- Shitao Xiao, Zheng Liu, Peitian Zhang, Niklas Muenighoff, Defu Lian, and Jian-Yun Nie. 2024. C-pack: Packed resources for general chinese embeddings. In *Proceedings of the 47th International ACM SIGIR Conference on Research and Development in Information Retrieval*, pages 641–649.
- Lee Xiong, Chenyan Xiong, Ye Li, Kwok-Fung Tang, Jialin Liu, Paul Bennett, Junaid Ahmed, and Arnold Overwijk. 2020. Approximate nearest neighbor negative contrastive learning for dense text retrieval. *arXiv preprint arXiv:2007.00808*.
- Ming Xu. 2023. Text2vec: Text to vector toolkit. <https://github.com/shibing624/text2vec>.
- Ran Xu, Wenqi Shi, Yue Yu, Yuchen Zhuang, Yanqiao Zhu, May D Wang, Joyce C Ho, Chao Zhang, and Carl Yang. 2024. Bmretriever: Tuning large language models as better biomedical text retrievers. *arXiv preprint arXiv:2404.18443*.
- An Yang, Baosong Yang, Binyuan Hui, Bo Zheng, Bowen Yu, Chang Zhou, Chengpeng Li, Chengyuan Li, Dayiheng Liu, Fei Huang, and 1 others. 2024. Qwen2 technical report. *arXiv preprint arXiv:2407.10671*.
- Hongbo Zhang, Junying Chen, Feng Jiang, Fei Yu, Zhihong Chen, Jianquan Li, Guiming Chen, Xiangbo Wu, Zhiyi Zhang, Qingying Xiao, and 1 others. 2023. Huatuoogpt, towards taming language model to be a doctor. *arXiv preprint arXiv:2305.15075*.
- Jiaping Zheng and Hong Yu. 2015. Key concept identification for medical information retrieval. In *Proceedings of the 2015 Conference on Empirical Methods in Natural Language Processing*, pages 579–584.

A Models

A.1 Baselines

To comprehensively evaluate the performance of existing retrievers on CMIRB, we selected 10 representative models, all of which have achieved strong results on the MTEB leaderboard⁵. For details regarding the retrievers and large reasoning models evaluated throughout the paper, please refer to Table 8.

BM25 (Robertson et al., 2009). BM25 is a commonly used baseline retriever which uses bag-of-words and TF-IDF to perform lexical retrieval. In this paper, BM25 is implemented with Pyserini (Lin et al., 2021) using the default hyperparameters to index snippets from all corpora.

Text2Vec (Xu, 2023). It is a cosine sentence model based on a linguistically-motivated pre-trained language model (LERT).

PEG (Wu et al., 2023). Wu et al., (Wu et al., 2023) proposes the PEG, which is trained on more than 100 million data, encompassing a wide range of domains and covering various tasks.

BGE (Xiao et al., 2024). It takes a compound recipe to train general-purpose text embedding, including, embedding-oriented pre-training, contrastive learning with sophisticated negative sampling, and instruction-based fine-tuning.

GTE (Li et al., 2023b). It presents a multi-stage contrastive learning approach to develop text embedding model that can be applied to various tasks.

Piccolo (SenseTime, 2023). Piccolo is a general-purpose Chinese embedding model trained using a two-stage process with weakly supervised and manually labeled text pairs.

Contriever (Izacard et al., 2021). It is a multilingual dense retriever with contrastive learning, which fine-tunes the pre-trained mContriever model on MS MARCO dataset.

M3E (Wang et al., 2023b). M3E (Moka Massive Mixed Embedding) is a bilingual text embedding model trained on over 22 million Chinese sentence pairs, supporting tasks like cross-lingual text similarity and retrieval.

mE5 (Wang et al., 2024a). Multilingual E5 text embedding models that are trained with a multi-stage pipeline, involving contrastive pre-training on 1 billion multilingual text pairs, and fine-tuning on labeled datasets.

Q2P Prompt

Please generate a medical content paragraph to answer this question.

Question: QUESTION

Paragraph:

T2P Prompt

Please generate a medical content paragraph based on this title.

Title: TITLE

Paragraph:

P2P Prompt

Please generate a similar medical paragraph for the following text.

Text: TEXT

Similar Paragraph:

Table 9: Evaluation prompts for generators.

OpenAI-Ada-002 (OpenAI). It is a highly efficient text embedding model that converts natural language into dense vectors for a wide range of applications, including semantic search and similarity tasks.

For the generator, we selected three highly powerful large language models.

Qwen2 (Yang et al., 2024). Qwen2 is a comprehensive suite of foundational and instruction-tuned language models, encompassing a parameter range from 0.5 to 72 billion, featuring dense models and a Mixture-of-Experts model.

ChatGLM3 (Team et al., 2024). ChatGLM3-6B is a next-generation conversational pre-trained model with strong performance across tasks like semantics, reasoning, and code execution, and supports complex scenarios such as tool use and function calls.

Llama2 (Touvron et al., 2023). Llama2 is an autoregressive language model that uses an optimized transformer architecture. The tuned versions utilize supervised fine-tuning (SFT) and reinforcement learning with human feedback (RLHF) to align with human preferences for helpfulness and safety.

A.2 Evaluation Settings

We use the C-MTEB⁶ framework to evaluate the performance of various retrieval models on CMIRB. To ensure stability, we set the temperature of LLM to 0.7 and repeat five times with different random seeds. For each dataset, the prompts used to generate pseudo-documents are shown in Figure 9. The IIYIPost and CSLCite datasets utilize the T2P template to prompt LLMs to generate doc-

⁵<https://huggingface.co/spaces/mteb/leaderboard>

⁶C-MTEB

Model	Size	Model Link
Retrieval Models		
BM25 (Robertson et al., 2009)	N/A	https://github.com/castorini/pyserini
Text2Vec (Xu, 2023)	325M	https://huggingface.co/GanymedeNil/text2vec-large-chinese
PEG (Wu et al., 2023)	335M	https://huggingface.co/TownsWu/PEG
BGE (Xiao et al., 2024)	335M	https://huggingface.co/BAAI/bge-large-zh-v1.5
GTE (Li et al., 2023b)	335M	https://huggingface.co/thenlper/gte-large-zh
Piccolo (SenseTime, 2023)	335M	https://huggingface.co/sensenova/piccolo-large-zh
Contriever (Izacard et al., 2021)	109M	https://huggingface.co/facebook/mcontriever-msmarco
M3E (Wang et al., 2023b)	340M	https://huggingface.co/moka-ai/m3e-large
mE5 (Wang et al., 2024a)	560M	https://huggingface.co/intfloat/multilingual-e5-large
OpenAI-Ada-002 (OpenAI)	N/A	https://openai.com/index/new-and-improved-embedding-model/
Large Language Models		
Qwen2 (Yang et al., 2024)	7B	https://huggingface.co/Qwen/Qwen2-7B-Instruct
Llama2 (Touvron et al., 2023)	7B	https://huggingface.co/meta-llama/Llama-2-7b-chat-hf
ChatGLM3 (Team et al., 2024)	7B	https://huggingface.co/THUDM/chatglm3-6b

Table 8: Detailed information on all of the retrieval models and large language models in our paper.

uments based on the given title. For the CSLRel dataset, we employ the P2P template to instruct the model to produce similar text. As for the other datasets, the Q2P template is employed by the LLM to generate answers to medical questions.

A.3 SL-HyDE vs. HyDE

Our approach, SL-HyDE, builds upon HyDE (Gao et al., 2022) with several enhancements while retaining some similarities. First, both SL-HyDE and HyDE follow the same inference process. Each uses a large model to generate a hypothetical document based on the query, which the retriever then employs to locate the most relevant document. Second, neither SL-HyDE nor HyDE requires labeled data, which allows for rapid deployment. HyDE is especially advantageous in real-world scenarios where efficient retrieval can be executed simply by selecting a generator and a retriever. However, for tasks needing domain-specific knowledge, such as medical information retrieval, deploying HyDE directly may not yield optimal results. One potential strategy is to fine-tune the generator and retriever separately using labeled medical data before deploying the HyDE framework. The primary challenge here in acquiring labeled data, and fine-tuning the models separately often leads to suboptimal performance.

SL-HyDE improves upon this by integrating a self-learning mechanism, transforming HyDE into a trainable end-to-end framework. This mechanism enables both the generator and the retriever to better

adapt to the medical domain. Supervision signals for the generator’s training are derived from the retriever, and vice versa, facilitating mutual enhancement through this self-learning process. This holistic approach results in improved performance in retrieval tasks. Overall, SL-HyDE offers an efficient and convenient solution for enhancing HyDE’s performance in the medical domain, particularly when dealing with unlabeled corpora.

A.4 More Experiment Results

Table 10 presents the performance of 10 retrieval models on CMIRB in terms of Recall@100. In Table 11, we present a more detailed breakdown of the performance of various LLM and retriever combinations across the 10 datasets.

SL-HyDE can be easily applied to other domains that lack labeled data. By fine-tuning both the generator and retriever using only a small amount of unstructured domain text, it builds an effective retrieval system. Specifically, we apply SL-HyDE to the English legal domain. We sample 10k law texts from pile-of-law⁷ and use Llama-2-7b-chat-hf as the generator and BGE-Large-en-V1.5 as the retriever. We evaluate three information retrieval datasets in the law domain from MTEB. The results in Table 12 shows that SL-HyDE (77.25%) significantly outperforms HyDE (75.52%) in the legal domain.

Task	Knowledge Retrieval			Consulation Retrieval			News	Post	Literature Retrieval		
Dataset	MedExam	DuBaik	DXYDis.	Medical	Cmedqa	DXYCon.	Covid	IYiPost	CSLCite	CSLRel	Average
BM25	75.61	56.92	72.91	44.20	17.26	37.33	96.47	89.98	67.19	72.66	63.05
Text2Vec(large)	89.81	79.25	78.01	52.80	42.99	64.58	88.83	74.78	61.96	70.39	70.34
mContriever	93.40	86.48	84.06	61.50	53.40	62.67	84.93	70.72	72.25	84.97	75.44
mE5(large)	93.83	98.43	96.02	70.90	57.95	80.38	97.05	91.64	77.31	91.12	85.46
M3E(large)	86.08	98.43	93.55	74.00	70.61	86.96	93.26	88.97	76.09	96.58	86.45
GTE(large)	87.52	96.54	95.86	87.00	84.95	89.50	99.47	93.41	83.25	96.58	91.41
piccolo(large)	89.67	99.06	96.81	82.80	84.81	91.09	99.47	95.69	83.07	92.25	91.47
PEG(large)	95.41	98.74	98.01	83.70	84.64	89.50	98.74	96.83	81.15	92.25	91.90
BGE(large)	97.42	98.74	96.81	81.20	82.57	91.30	98.10	95.69	80.80	96.36	91.90

Table 10: Performance of various Retrieval models on CMIRB benchmark. All scores denote Recall@100. The best score on a given dataset is marked in bold.

Task	Knowledge Retrieval			Consulation Retrieval			News	Post	Literature Retrieval		
Dataset	MedExam	DuBaik	DXYDis.	Medical	Cmedqa	DXYCon.	Covid	IYiPost	CSLCite	CSLRel	Average
ChatGLM3 as Generator + BGE as Retriever											
HyDE	61.96	54.25	71.07	56.32	37.73	45.23	73.89	70.88	45.11	43.80	56.02
SL-HyDE	67.12	59.40	72.25	57.16	38.77	49.71	76.78	72.29	45.81	46.98	58.63
Improve.	↑ 8.33%	↑ 9.49%	↑ 1.66%	↑ 1.49%	↑ 2.76%	↑ 9.90%	↑ 3.91%	↑ 1.99%	↑ 1.55%	↑ 7.26%	↑ 4.65%
Llama2 as Generator + BGE as Retriever											
HyDE	53.10	45.78	68.34	53.51	31.29	37.07	72.90	72.22	44.19	46.41	52.48
SL-HyDE	64.88	56.30	69.81	54.68	36.93	44.72	77.17	71.99	44.62	46.88	56.80
Improve.	↑ 22.18%	↑ 22.98%	↑ 2.15%	↑ 2.19%	↑ 18.02%	↑ 20.64%	↑ 5.86%	↓ 0.32%	↑ 0.97%	↑ 1.01%	↑ 8.23%
Qwen2 as Generator + mE5 as Retriever											
HyDE	65.18	56.35	75.77	54.31	32.02	43.12	75.92	68.15	45.66	31.50	54.80
SL-HyDE	71.36	59.50	74.95	54.68	33.95	45.87	77.59	66.81	45.65	39.01	56.94
Improve.	↑ 9.48%	↑ 5.59%	↓ 1.08%	↑ 0.68%	↑ 6.03%	↑ 6.38%	↑ 2.20%	↓ 1.97%	↓ 0.02%	↑ 23.84%	↑ 3.90%
Qwen2 as Generator + PEG as Retriever											
HyDE	64.87	55.04	78.18	58.47	41.47	49.25	80.49	72.51	43.56	34.17	57.80
SL-HyDE	72.04	60.26	77.59	59.81	40.43	52.68	80.89	75.93	47.53	42.53	60.97
Improve.	↑ 11.05%	↑ 9.48%	↓ 0.75%	↑ 2.29%	↓ 2.51%	↑ 6.96%	↑ 0.50%	↑ 4.72%	↑ 9.11%	↑ 24.47%	↑ 5.48%

Table 11: Performance of different combinations of generators and retrievers on CMIRB benchmark.

Dataset	legal_ summar.	legalbench_ contracts_qa	legalbench_ lobbying	Average
BGE	59.99	73.52	91.51	75.01
HyDE	58.95	74.82	92.78	75.52
SL-HyDE	63.50	75.10	93.15	77.25

Table 12: Performance of SL-HyDE in legal domain.

B CMIRB Datasets

B.1 Data Process

We curated a substantial dataset from various medical resources, as presented in Table 13, which details the source distribution and data volume. Our data preprocessing pipeline, depicted in Figure 3 and Algorithm 1, employs prompt templates outlined in Figure 4 and Figure 5.

Initially, we use ChatGPT⁸ to perform medical relevance detection on the texts, eliminating non-medical content (lines 3-8). Subsequently, ChatGPT assesses query-document relevance, filtering out low-relevance examples (lines 27-33). Our relevance assessment considers semantic alignment

⁷<https://huggingface.co/datasets/pile-of-law/pile-of-law>

⁸<https://openai.com/chatgpt>

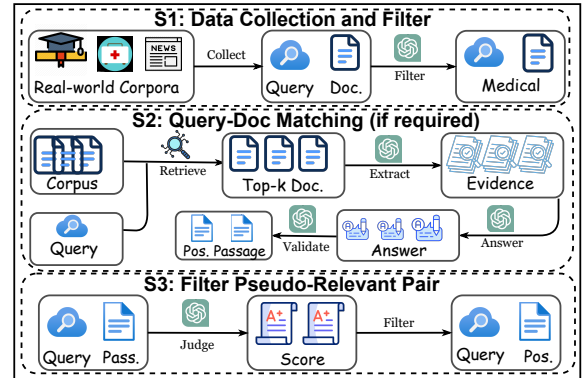


Figure 3: CMIRB benchmark construction pipeline.

and the practical significance of data samples for their respective tasks, as highlighted in prompt ??.

For the MedExam and DuBaik datasets, the direct query-document signal isn't initially provided. Both queries and documents in the MedExam dataset originate from Work (Jin et al., 2021), where 100 randomly selected questions have corpus documents containing evidence sufficient to

Dataset	Query URL	#Samples	Document URL	#Samples
MedExam	https://github.com/jind11/MedQA	3,426	https://github.com/jind11/MedQA	27,871
DuBaik	https://github.com/baidu/DuReader	20,000	https://baik.baidu.com/	56,441
DXDisease	https://dxy.com/diseases	61,840	https://dxy.com/diseases	61,840
MedicalRetrieval	https://huggingface.co/datasets/C-MTEB/MedicalRetrieval	1,000	https://huggingface.co/datasets/C-MTEB/MedicalRetrieval	100,999
CmedqaRetrieval	https://huggingface.co/datasets/C-MTEB/CmedqaRetrieval	3,999	https://huggingface.co/datasets/C-MTEB/CmedqaRetrieval	100,001
DXDConsult	https://dxy.com/questions/	13,057	https://dxy.com/questions/	13,057
CovidRetrieval	https://huggingface.co/datasets/C-MTEB/CovidRetrieval	949	https://huggingface.co/datasets/C-MTEB/CovidRetrieval	100,001
IIYiPost	https://bbs.iyyi.com/	37,065	https://bbs.iyyi.com/	37,065
CSLCite	https://github.com/ydli-ai/CSL	934	https://med.wanfangdata.com.cn/	36,783
CSLRel	https://github.com/ydli-ai/CSL	934	https://med.wanfangdata.com.cn/	36,783

Table 13: Dataset collection sources and quantity statistics.

Algorithm 1 Data Preprocessing Pipeline

```

1: Input: Query set  $Q$ , Document set  $D$ , A large
   language model LLM (e.g., ChatGPT)
2: Output: High-quality, highly relevant query-
   document pair collection
3: // Step 1: Filter out medically irrelevant
4: for each query  $q \in Q$ ,  $d \in D$  do
5:    $med_{score} \leftarrow \text{LLM.med\_score}(q/d)$ 
6:   if  $med_{score} < \text{threshold}$  then
7:     Remove  $q/d$ 
8:   end if
9: end for
10: // Step 2: Matching positive pairs
11: if query-document matching then
12:   for each query  $q \in Q$  do
13:     // Retrieve top-k documents
14:      $D_k \leftarrow \text{BM25}(q, D)$ 
15:      $D_k \leftarrow \text{LLM.reranking}(q; D_k)$ 
16:     // Extract evidence snippets
17:      $E_k \leftarrow \text{LLM.extract\_evidence}(q, D_k)$ 
18:     // Generate answers
19:      $A_k \leftarrow \text{LLM.answer}(q, E_k)$ 
20:     for each document  $d_i$  do
21:       if  $\text{LLM.validate}(a_i, d_i)$  then
22:         Store  $(q, d_i)$ 
23:       end if
24:     end for
25:   end for
26: end if
27: // Step 3: Filter out pseudo-relevant pairs
28: for each matched pair  $(q, d)$  do
29:    $rel_{score} \leftarrow \text{LLM.filter\_score}(q, d)$ 
30:   if  $rel_{score} < \text{threshold}$  then
31:     Remove  $(q, d)$ 
32:   end if
33: end for

```

answer them, verified manually by the authors. In the DuBaik dataset, queries from Baidu Search and Baidu Zhidao often match the content distribution of Baidu Baik. These factors allow us to

design a query-matching algorithm to locate the valuable document.

We leverage ChatGPT’s capabilities to identify the most relevant documents. Starting with a query, we use the BM25 to retrieve the top 20 relevant documents, which GPT then ranks to identify the top 3 most relevant. Ideally, these documents should be semantically related and provide sufficient answers or evidence for the query. Therefore, ChatGPT extracts document segments as evidence details for the query.

To verify the sufficiency of this evidence, GPT generates an answer to the query based on the extracted evidence fragment. A self-verification step follows: if the GPT-generated answer aligns with the document, the document is deemed a positive match for the query. For MedExam, where queries are multiple-choice questions, we verify model answers against correct ones. For DuBaik, queries are medical knowledge questions, and answers are encyclopedic. GPT scores the generated and reference answers for consistency in expressing the same medical knowledge. This detailed process is outlined in lines 10-26.

Through this iterative loop of self-ranking, evidence searching, answering, and verification, combined with ChatGPT’s advanced knowledge capabilities, we ensure high-quality, highly relevant query-document pairs.

B.2 Data Example

The datasets we constructed encompass various real-world medical scenarios, with examples from 10 different datasets illustrated in Table 14 and Table 15. Queries can take the form of a medical paper title, a patient’s symptom description, or an exam question. Corresponding documents include abstracts of medical papers, doctor-patient diagnostic conversations, and reference materials for exam questions.

Medical Relevance Prompt

You will receive a question-answer pair from Baidu Search. Your task is to evaluate whether the Q&A is related to the medical field and output the result in JSON format.

The JSON object must include the following keys:

- "reason": a string explaining the reason for your judgment.
- "label": an int, 0/1.

Please adhere to the following steps:

- If the content mentioned in the question and answer includes medical information and is related to the medical field, the label should be 1.
- If most of the content in the question and answer is unrelated to the medical field, the label should be 0.

You need to make a judgment and provide a reason. Please output the result as required, and do not output any other content.

Here is the text:

Question: [QUESTION]

Answer: [ANSWER]

Passage Reranking Prompt

You will be given a medical question, a reference (standard) answer, and a model-generated answer. Your task is to evaluate the content similarity between the reference answer and the model-generated answer to determine whether they are conveying the same meaning. Your output is a JSON object, which must contain the following keys:

- "similarity_score": a number between 0 and 1 indicating the content similarity between the two answers.
- "explanation": a detailed explanation of the similarities or differences that justify your similarity score.

Please adhere to the following steps:

1. Carefully read the medical question.
2. Review the reference answer and the model-generated answer.
3. Compare the two answers, focusing on content similarity—whether they convey the same meaning, and lead to the same conclusion.
4. Provide a similarity score between 0 and 1, where 1 indicates that the answers are identical in meaning, and 0 indicates different.
5. Justify your score by explaining the similarities or differences between the two answers.

The "explanation" should be in Chinese. and your output must always be a JSON object, do not output anything else.

Now here are the question, standard answer, and generated answer.

Question: [QUESTION]

Reference Answer: [REFERENCE ANSWER]

Model-generated Answer: [MODEL-GENERATED ANSWER]

Evidence Extracting Prompt

You will be given a medical question, its answer and a related document. Your task is to extract evidence spans from the document that directly or indirectly support the answer to the medical question. Your output is a JSON object, which must contain the following keys:

- "evidence_spans": a list, a list of passages. Please adhere to the following steps:
 1. Carefully read the medical question and its answer.
 2. Review the content of the provided document.
 3. Identify and extract the passage from the document that directly supports the correct answer to the question.
 4. If no passage in the document can directly support the correct answer or answer the question, return an empty list.

The "explanation" should be in Chinese. and your output must always be a JSON object, do not output anything else.

Here is the medical question, its answer, and the related document

Question: [QUESTION]

Answer: [ANSWER]

Document: [DOCUMENT]

Figure 4: Prompt for data processing (I).

Answer by Evidence Prompt

You will be given a medical exam question and one or more evidence spans that were extracted from related documents. Your task is to provide a detailed and comprehensive answer to the question based solely on the provided evidence spans. Your output is a JSON object, which must contain the following keys:

- "answer": a string, the answer you derive from the reference documents.
- "reason": a detailed explanation of your reasoning process leading to the answer.

Please adhere to the following steps:

- 1. Review the exam question.
- 2. Review the provided evidence spans.
- 3. Based solely on the information contained in the evidence spans, provide a detailed and comprehensive answer to the question.
- 4. If the evidence spans do not provide sufficient information to answer the question, state "The evidence passage can not answer the question." in "answer" and explain why. If you don't know the answer, don't guess.

You must not use any common knowledge, personal knowledge, or external information beyond the provided evidence spans. The "answer" and "reason" should be in Chinese. and your output must always be a JSON object, do not output anything else.

Now here are the exam question and reference documents.

Question: [QUESTION]

Evidence Spans: [EVIDENCE SPANS]

Validate Answer Prompt

You will be given a medical question, a reference (standard) answer, and a model-generated answer. Your task is to evaluate the content similarity between the reference answer and the model-generated answer to determine whether they are conveying the same meaning. Your output is a JSON object, which must contain the following keys:

- "similarity_score": a number between 0 and 1 indicating the content similarity between the two answers.
- "explanation": a detailed explanation of the similarities or differences that justify your similarity score.

Please adhere to the following steps:

- 1. Carefully read the medical question.
- 2. Review the reference answer and the model-generated answer.
- 3. Compare the two answers, focusing on content similarity—whether they convey the same meaning, and lead to the same conclusion.
- 4. Provide a similarity score between 0 and 1, where 1 indicates that the answers are identical in meaning, and 0 indicates different.
- 5. Justify your score by explaining the similarities or differences between the two answers.

The "explanation" should be in Chinese. and your output must always be a JSON object, do not output anything else.

Now here are the question, standard answer, and generated answer.

Question: [QUESTION]

Reference Answer: [REFERENCE ANSWER]

Model-generated Answer: [MODEL-GENERATED ANSWER]

Query-Document Relevance Prompt

You will be given a medical search query and its associated passage. Your task is to evaluate the quality of query-passage pairs intended for use in a medical encyclopedia knowledge retrieval evaluation dataset. Your output is a JSON object, which must contain the following keys:

- "quality_score": an integer, a score from 1 to 5.
- "explanation": a string, providing a brief rationale for the given score.

Please adhere to the following steps:

- 1. Carefully read the query to understand the user's information need.
- 2. Review the passage to assess its relevance and targeted content in relation to the query.
- 3. Assign a quality score from 1 to 5 and explain your reasoning.

The "explanation" should be in Chinese. and your output must always be a JSON object, do not output anything else.

Now here are the query and passage. Query: [QUERY]

Passage: [PASSAGE]

Figure 5: Prompt for data processing (II).

MedExam
<p>Query: 问题: 胃癌最常发生的转移途径是 ()。选项: A:直接蔓延, B:血性转移, C:种植转移, D:淋巴转移, E:沿肠管转移。</p> <p>(EN) Question: <i>The most common metastasis route for gastric cancer is (). Options: A: Direct spread, B: Hematogenous metastasis, C: Seeding metastasis, D: Lymphatic metastasis, E: Along the intestinal tract.</i></p> <p>Document: 外科学 3.胃癌的扩散与转移 (2)淋巴转移: 是胃癌的主要转移途径, 进展期胃癌的淋巴转移率高达70%左右, 侵及黏膜下层的早期胃癌淋巴转移率近20%。通常将引流胃的淋巴结分为16组, 有的组还可以进一步分为若干亚组...</p> <p>(EN) Surgery 3. Gastric cancer dissemination and metastasis (2) Lymphatic metastasis: <i>It is the primary route of metastasis for gastric cancer, with a lymphatic metastasis rate of about 70% in advanced gastric cancer and approximately 20% in early gastric cancer invading the submucosa. Lymph nodes draining the stomach are usually classified into 16 groups, with some groups further divided into several subgroups...</i></p>
DuBaik
<p>Query: 强迫症的表现是什么?</p> <p>(EN) What are the manifestations of obsessive-compulsive disorder (OCD)?</p> <p>Document: 强迫症 临床表现 多发人群焦虑症与遗传因素、个性特点、不良事件、应激因素等均有关系, 尤其与患者的个性特点紧密相关, 比如: 过分追求完美、犹豫不决、谨小慎微、固执等, 具备这些不良个性特征容易患强迫症...</p> <p>(EN) Obsessive-Compulsive Disorder Clinical Manifestations Prevalent Population Anxiety disorders are related to genetic factors, personality traits, adverse events, and stress factors, particularly closely linked to the patient's personality traits. For instance, excessive perfectionism, indecisiveness, meticulousness, and stubbornness are traits that increase the risk of developing OCD...</p>
DXYDisease
<p>Query: 维生素 A 缺乏症者需要做哪些检查来诊断?</p> <p>(EN) What tests are needed to diagnose vitamin A deficiency?</p> <p>Document: 最准确的就是血液学检查。抽血检查血清维生素 A 的水平, 对于成人来说, 如果在 1.05~3.15 $\mu\text{mol/L}$, 那么就表明不存在维生素 A 缺乏。如果低于参考范围下限, 那就是维生素 A 缺乏了。...</p> <p>(EN) The most accurate test is a hematological examination. A blood test to check the serum vitamin A levels is conducted. For adults, if the levels are between 1.05 and 3.15 $\mu\text{mol/L}$, it indicates that there is no vitamin A deficiency. If the levels are below the lower limit of the reference range, it indicates vitamin A deficiency....</p>
MedicalRetrieval
<p>Query: 一般宝宝的肚脐眼要多久愈合?</p> <p>(EN) How long does it take for a baby's belly button to heal?</p> <p>Document: 你好, 宝宝的肚脐一般是1-2周左右会好的, 时间长的也有一个月的, 不过这个时候可能会有脐茸了。</p> <p>(EN) Hello, a baby's belly button generally heals in about 1 to 2 weeks, although it may take up to a month in some cases. During this time, there might also be umbilical granuloma.</p>
CmedqaRetrieval
<p>Query: 甲状腺手术后多久可以干活?</p> <p>(EN) How long after thyroid surgery can one return to work?</p> <p>Document: 皮肤的修复一般由两周左右就会不影响你的颈部活动了, 至于皮下软组织以及肌肉组织的修复可能时间长一下, 一般一个月后就不会有明显影响了, 你就可以工作了。工作中注意不要劳累, 调整好自己的情绪。</p> <p>(EN) The skin usually heals in about two weeks, and you should no longer have restrictions on neck movement. However, the repair of subcutaneous soft tissue and muscle tissue may take longer. Generally, after about a month, there should be no significant impact, and you can return to work. During work, be sure to avoid overexertion and manage your emotions well.</p>

Table 14: Data example in CMIRB (I).

DXYConsult
<p>Query: 症状及患病时长: 感冒, 鼻炎, 失去嗅觉一周。就医及用药情况: 未就医, 自行服用泰诺。需要解答的问题: 鼻炎, 失去嗅觉怎么办</p> <p>(EN) <i>Symptoms and Duration of Illness: Cold, rhinitis, loss of smell for one week. Medical Consultation and Medication: No medical consultation, self-medicated with Tylenol. Questions Needing Answers: What to do about rhinitis and loss of smell?</i></p> <p>Document: 你好, 如果近期有这种感冒的病史的话, 就会导致出现嗅觉功能下降, 建议在口服感冒药的技术上的话, 用海盐水冲洗鼻腔, 一天两次, 鼻喷辅舒良或者内舒拿看看效果, 如果分泌过多的话, 可以口服桉柠蒎胶囊, 每天三次每次一粒。</p> <p>(EN) <i>Hello, if there has been a recent history of cold symptoms, this can lead to decreased olfactory function. It is recommended to use saline nasal irrigation twice a day while taking cold medicine. You may also try nasal sprays like Budesonide or Fluticasone to see if they help. If there is excessive secretion, you can take Eucalyptus and Menthol capsules, three times a day, one capsule each time.</i></p>
CovidRetrieval
<p>Query: 如何对待因履行工作职责感染新冠肺炎的医务人员?</p> <p>(EN) <i>How should healthcare workers who contract COVID-19 while fulfilling their duties be treated?</i></p> <p>Document: ...为进一步加强疫情防控期间医务人员防护工作, 切实保障医务人员身心健康, 现将有关要求通知如下: 一、高度重视医务人员防护工作做好医务人员防护工作, 是预防和减少医务人员感染的关键举措, ...</p> <p>(EN) <i>...To further enhance the protection of healthcare workers during the pandemic and ensure their physical and mental well-being, the following requirements are hereby notified: Pay great attention to the protection of healthcare workers Ensuring proper protection for healthcare workers is a key measure in preventing and reducing infections among them, ...</i></p>
IIYiPost
<p>Query: 病例讨论: 静脉输入阿昔洛韦2天, 出现腰痛、尿少</p> <p>(EN) <i>Case Discussion: Two days of intravenous acyclovir, followed by lower back pain and reduced urine output</i></p> <p>Document: 1.病例资料,患者, 男, 31岁。因静脉输入阿昔洛韦2天, 出现腰痛、尿少伴恶心、呕吐6天入院。患者8天前因受凉感冒, 出现咳嗽、发热(最高体温38.6℃), 无明显咳痰, 院外静脉给予NS500ml+青霉素钠盐800万U, vd, 1次/日,...</p> <p>(EN) <i>Case Data, Patient: Male, 31 years old. The patient was admitted after experiencing lower back pain and reduced urine output, accompanied by nausea and vomiting for six days following two days of intravenous acyclovir administration. Eight days prior, the patient had caught a cold due to exposure, presenting with a cough and fever (highest temperature of 38.6°C), without significant sputum production. He received intravenous administration of ...</i></p>
CSLCite
<p>Query: 微球在组织工程中的应用</p> <p>(EN) <i>Application of Microspheres in Tissue Engineering</i></p> <p>Document: 背景:骨组织工程骨构建中如何使生长因子持续高效发挥作用是影响成骨速度和质量的关键,现多以各种材料的微球或支架作为缓释载体,但缓释作用有待提高.目的:实验拟制备壳聚糖微球,然后复合到纳米羟基磷灰石/聚乳酸羟基乙酸支架上...</p> <p>(EN) <i>Background: In bone tissue engineering, maintaining the sustained and efficient activity of growth factors is key to influencing the speed and quality of bone formation. Currently, microspheres or scaffolds made from various materials are commonly used as sustained-release carriers, but the release efficiency needs improvement. Objective: This experiment aims to prepare chitosan microspheres and incorporate them into a nano-hydroxyapatite/poly(lactic-co-glycolic acid) (nHA/PLGA) scaffold, ...</i></p>
CSLRel
<p>Query: 高血压病的辨治及预防 高血压病可归属中医学"眩晕"、"头痛"等范畴,其起病隐匿,不易引起患者的充分重视,中后期可致心脑血管疾病、肾损害...</p> <p>(EN) <i>Differentiation and Treatment of Hypertension and Its Prevention Hypertension can be categorized under the terms "dizziness" and "headache" in traditional Chinese medicine (TCM). Its onset is insidious, often not receiving enough attention from patients, ...</i></p> <p>Document: 辨证施治高血压 高血压病是现代医学病名,在中医归属眩晕病范畴,中医认为高血压与风、火、痰、虚有关,高血压的界定根据世界卫生组织(WHO)的标准,成人在休息状态下,收缩压持续高于140毫米汞柱...</p> <p>(EN) <i>TCM Syndrome Differentiation and Treatment of Hypertension Hypertension is a modern medical term, categorized under dizziness in TCM. TCM holds that hypertension is related to wind, fire, phlegm, and deficiency ...</i></p>

Table 15: Data example in CMIRB (II).