

Towards a fully well-balanced and entropy-stable scheme for the Euler equations with gravity: General equations of state

Victor Michel-Dansac^a, Andrea Thomann^a

^a*Université de Strasbourg, CNRS, Inria, IRMA, F-67000, Strasbourg, France*

Abstract

The present work concerns the derivation of a fully well-balanced Godunov-type finite volume scheme for the Euler equations with a gravitational potential based on an approximate Riemann solver in a one-dimensional framework. It is an extension to general equations of states of the entropy-stable and fully well-balanced scheme for ideal gases recently forwarded in Berthon et al. [1]. The scheme is provably entropy-stable and positivity-preserving for all thermodynamic variables. Numerical test cases illustrate the performance and entropy stability of the new scheme, using six different equations of state as examples, four analytic and two tabulated ones.

Keywords: Euler equations with gravity, General equations of state, Godunov-type scheme, fully well-balanced scheme, positivity preservation, entropy stability
65M08, 76M12

1. Introduction

The Euler equations with gravity are the core of many models in fluid dynamics, e.g. in astrophysics or meteorology. Therein, the hydrodynamic evolution of atmospheres is often described by the full or barotropic Euler equations. Since these atmospheres are usually a stable system, they are often in an equilibrium configuration, and processes like convection can be viewed as perturbations of the underlying steady state. Depending on the event that is observed, these perturbations can vary by several orders of magnitude. For the numerical resolution of those flows, perturbations whose amplitude is smaller than the background error of the applied numerical scheme are quite challenging to properly approximate, even with high order schemes. In these cases, the mesh resolution has to be refined to reduce the background error and make the perturbations visible in the numerical simulation. This leads to a computational overhead, which could be avoided were the numerical scheme able to resolve the underlying equilibrium state with high accuracy, or even at machine precision.

Such schemes are known as well-balanced schemes, a name which arose from the pioneering work [2] of Cargo & LeRoux. They were the first to construct a scheme for the Euler equations with gravitational source terms which is capable of preserving exactly a discrete form of a hydrostatic equilibrium. Further, in the work of Bale & LeVeque [3] within the quasi-steady wave-propagation framework, the source term was numerically included in the Riemann problem, a technique which was extended from shallow-water equations to the Euler equations with an ideal gas equation of state. Since then, a lot of research has been devoted to the development of well-balanced schemes, more particularly in the context of the shallow water equations. For instance, [4, 5, 6, 7, 8, 9] is a non-exhaustive list of contributions to the topic. For the Euler equations, much work has been dedicated to numerically preserving the special class of stationary hydrostatic atmospheres [10, 11, 12, 13, 14]; see also Käppeli's detailed review [15] for an overview of techniques and concepts.

More recently, so-called moving steady states got more and more attention, first in the context of the shallow water equations [16, 17, 18, 19], but also for general systems [20, 21, 22, 23, 24]. For the Euler equations, strategies that were effective for hydrostatic equilibria are often adapted to achieve well-balanced solutions for some moving equilibria. For example, in [25], a method was developed to preserve a constant, non-zero velocity in a single grid-aligned direction.

Besides the well-balanced property, a key property for robustness is entropy stability. For the Euler equations, on the analytical level, an accompanying inequality, the entropy inequality, can be derived. So-called admissible entropy weak solutions of the Euler equations satisfy this relation, which is important for excluding numerical solutions which are not thermodynamically compatible [26, 27]. To ensure that the numerical solution is the physical admissible entropy solution, the numerical method has to fulfil the discrete analogue of this entropy inequality. Such schemes are then called entropy-stable. Their construction is quite challenging and a lot of work was dedicated to deriving entropy-stable schemes for the homogeneous Euler equations [28, 29, 30, 31, 32, 33] and also entropy-stable well-balanced schemes which preserve hydrostatic equilibria [34, 35]. Recently, an entropy-stable fully well-balanced scheme for the Euler equations under the ideal gas assumption was constructed in [1] which preserves both isentropic hydrostatic and moving equilibria. It belongs to the family of so-called structure-preserving numerical schemes, i.e., schemes where physical properties of the model are preserved within the discrete numerical solution. Besides fulfilling the entropy inequality, it guarantees the positivity of thermodynamic quantities, namely pressure, temperature, etc.

To link these thermodynamic quantities and close the equations, an additional relation, the so-called equation of state (EOS) is needed. A standard assumption that can be found in many approaches in the literature is to consider an ideal gas law. It assumes that the modelled fluid is a gas, whose particles are point-like and do not interact with each other which simplifies the model in contrast to considering a general EOS. However, this assumption is quite restrictive and limits the applicability of the numerical scheme. Consequently, for real applications, other EOSs have to be considered. In [14], a general EOS was considered when well-balancing barotropic hydrostatic equilibria. This numerical scheme was then extended in [36] to steady adiabatic flows with grid-aligned streamlines. Also, in [37], hydrostatic equilibria with classical van-der-Waals gases and van-der-Waals gases with radiation pressure were considered. However, these are only special examples and their extension to general EOS is, at times, quite technical and challenging.

Therefore, this work is dedicated to the construction of a fully well-balanced scheme for general equations of state that is also entropy-stable in the region of thermodynamic compatibility, i.e., in regions where the weak solution of the Euler equations fulfills an accompanying entropy inequality. In the current work we consider the one-dimensional framework only. Firstly, the construction of approximate Riemann solvers is only rigorous in one dimension and secondly, in multiple dimensions, the equilibrium states include a divergence free constraint on the momentum, which requires truly multi-dimensional solvers which can preserve involution constraints on machine precision. To our knowledge, this has not been achieved yet for the Euler equations with gravity.

As in the ideal gas case, the positivity of thermodynamic variables follows from the entropy stability and the provable positivity of the density. To our knowledge, this is the first time that the entropy stability was rigorously proven and applied to the case of fully well-balanced schemes for general equations of states. The scheme can be applied on analytically available equations of states or on tabulated ones, which increases its applicability.

The resulting scheme is quite simple to implement, since it amounts to a mere modification of intermediate states in a Riemann solver and source term discretization. Moreover, despite the EOS being potentially nonlinear, we highlight that the scheme itself does not feature any nonlinear iteration,

except when computing the EOS itself.

The paper is organized as follows. The next section is dedicated to the description of the Euler equations with gravity and equilibrium solutions. This section also contains the definition of the equations of state used in the numerical simulations, namely four with analytical expressions based on a cubic EOS and two tabulated ones. The numerical scheme is then derived in [Section 3](#). First, we describe the general framework of the Godunov-type finite volume scheme, and the conditions that have to be fulfilled by the associated approximate Riemann solver are recalled from [\[1\]](#) and adjusted to the case of general EOS. Subsequently, the intermediate states of the Riemann solver are derived, as well as a compatible discretization of the gravitational source term. In [Section 4](#) the accuracy and performance of the numerical scheme with respect to the theoretical properties of the numerical scheme are assessed for the above-mentioned EOSs. Finally, [Section 5](#) concludes this work.

2. The Euler equations with gravity

We consider, in a one-dimensional setting, the compressible Euler equations with a gravitational source term, see e.g. [\[38\]](#) for a well-known textbook on the subject. They are governed by

$$\begin{cases} \partial_t \rho + \partial_x(\rho u) = 0, \\ \partial_t(\rho u) + \partial_x(\rho u^2 + p) = -\rho \partial_x \varphi, \\ \partial_t E + \partial_x((E + p)u) = -\rho u \partial_x \varphi. \end{cases} \quad (2.1)$$

Therein $\rho > 0$ denotes the density, $u \in \mathbb{R}$ the velocity and $E > 0$ the total energy density, which is given by the sum of the internal energy density ρe and the kinetic energy, that is

$$E = \rho e(\tau, s) + \frac{1}{2} \rho u^2. \quad (2.2)$$

To close the system, we consider a pressure law $p(\tau, e) : \mathbb{R}^+ \times \mathbb{R}^+ \rightarrow \mathbb{R}^+$, given in terms of specific volume $\tau = 1/\rho$ and specific internal energy e , which will be defined by different equations of state (EOSs) detailed later on. The function $\varphi : \mathbb{R} \rightarrow \mathbb{R}$ is a given time-independent continuous gravitational potential.

Moreover, in accordance with the second law of thermodynamics, we assume the existence of a specific entropy $s(\tau, e) : \mathbb{R}^+ \times \mathbb{R}^+ \rightarrow \mathbb{R}$, obeying, for some temperature $T(\tau, e) > 0$, the Gibbs relations

$$\frac{\partial s}{\partial \tau}(\tau, e) = -\frac{p(\tau, e)}{T(\tau, e)} < 0, \quad \frac{\partial s}{\partial e}(\tau, e) = -\frac{1}{T(\tau, e)} < 0. \quad (2.3)$$

Note that this defines the negative of the quantity commonly known as specific physical or thermodynamic entropy and is thus convex [\[39, 40\]](#). According to [\(2.3\)](#), for arbitrary $\tau > 0$, the function $e \mapsto s(\tau, e)$ is strictly decreasing. Therefore, it is injective (and even bijective), and we can define the inverse function $e(\tau, s)$, used in the definition of the total energy [\(2.2\)](#). Other quantities of interest include the specific enthalpy h and the specific total enthalpy H , respectively defined by

$$H = h + \varphi, \quad \text{with} \quad h = \frac{E + p}{\rho}. \quad (2.4)$$

To shorten notation, we write system [\(2.1\)](#) in the following compact form

$$\partial_t W + \partial_x F(W) = S(W),$$

where the state vector W , flux function F and source term S are respectively defined by

$$W = \begin{pmatrix} \rho \\ \rho u \\ E \end{pmatrix}, \quad F(W) = \begin{pmatrix} \rho u \\ \rho u^2 + p \\ u(E + p) \end{pmatrix}, \quad \text{and} \quad S(W) = \begin{pmatrix} 0 \\ -\rho \partial_x \varphi \\ -\rho u \partial_x \varphi \end{pmatrix}.$$

Equipped with this notation, most thermodynamical quantities can be expressed in terms of W (and φ if needed). For instance, the specific total enthalpy H can be seen as a function $H(W, \varphi)$, and the specific entropy s as a function $s(W)$. In (2.1), we require the density ρ and the specific internal energy e to be positive, which by the pressure law induces the positivity of the pressure p . Thus, the state vector W belongs to the set of admissible states Ω , defined by

$$\Omega = \{W \in \mathbb{R}^3 \text{ such that } \rho > 0 \text{ and } e > 0\}. \quad (2.5)$$

To reflect the influence of the gravitational source term on the wave structure of the Euler equations, we augment system (2.1) by adding the (trivial) equation $\partial_t \varphi = 0$. The resulting system is hyperbolic, with eigenvalues

$$\lambda_{\pm} = u \pm c, \quad \lambda_u = u, \quad \lambda_0 = 0,$$

where c denotes the speed of sound, given by

$$c = \sqrt{\left(\frac{\partial p(\rho, s)}{\partial \rho} \right)_s},$$

where the subscript s denotes the derivative taken at constant entropy. This wave structure is represented in the left panel of Figure 1. Note that, compared to the homogeneous system, which is obtained by setting the gravitational source terms in (2.1) to zero, there is an additional zero eigenvalue which is associated to the gravitational potential. In contrast to the homogeneous Euler equations, this leads to a non-ordered wave structure, since λ_{\pm} and λ_u can be positive or negative, depending on the flow.

2.1. Equilibrium solutions

Time-invariant solutions of (2.1) with a non-zero velocity $u \neq 0$, so-called moving equilibria, are governed by the following system

$$\begin{cases} \partial_x(\rho u) = 0, & (2.6a) \end{cases}$$

$$\begin{cases} \partial_x(\rho u^2 + p) = -\rho \partial_x \varphi, & (2.6b) \end{cases}$$

$$\begin{cases} \partial_x((E + p)u) = -\rho u \partial_x \varphi. & (2.6c) \end{cases}$$

Assuming smooth enough steady solutions fulfilling (2.6), we obtain from (2.6a) a constant momentum $q_0 := \rho u \neq 0$. Substituting and dividing by q_0 in (2.6c), we find that

$$\frac{E + p}{\rho} + \varphi =: H_0, \quad (2.7)$$

where H_0 denotes a constant specific total enthalpy. Substituting φ from (2.7) into (2.6b), we obtain

$$\partial_x \left(\frac{q_0^2}{\rho} + p \right) = \rho \partial_x \left(\frac{E + p}{\rho} \right). \quad (2.8)$$

Arguing the definition (2.2) of E , we find

$$\frac{E + p}{\rho} = e + \frac{1}{2} \frac{q_0^2}{\rho^2} + \frac{p}{\rho},$$

and so (2.8) reduces to

$$-\frac{q_0^2}{\rho^2} \partial_x \rho + \partial_x p = \rho \partial_x e - \rho \frac{q_0^2}{\rho^3} \partial_x \rho + \partial_x p - \frac{p}{\rho} \partial_x \rho.$$

Eliminating and rearranging terms simplifies the above expression to

$$-\frac{p}{\rho} \partial_x \rho + \rho \partial_x e = 0.$$

Rewriting this relation in terms of specific volume τ , we obtain

$$p \partial_x \tau + \partial_x e = 0. \quad (2.9)$$

However, according to the expressions (2.3) of the entropy derivatives, note that

$$\partial_x s = \frac{\partial s}{\partial \tau} \partial_x \tau + \frac{\partial s}{\partial e} \partial_x e = -\frac{p}{T} \partial_x \tau - \frac{1}{T} \partial_x e.$$

Plugging (2.9) into the above expression, we obtain

$$\partial_x s = 0. \quad (2.10)$$

Hence, smooth moving steady solutions for a general equation of state, with $u \neq 0$, are necessarily isentropic and are characterized by the constant triplet (q_0, H_0, s_0) given by

$$\rho u =: q_0, \quad \frac{E + p}{\rho} + \varphi =: H_0, \quad s =: s_0, \quad (2.11)$$

where s_0 is a constant specific entropy. In practice, starting from a given triplet (q_0, H_0, s_0) and gravitational potential φ , the steady solution in state variables W is obtained by solving the nonlinear system (2.11) with Newton's method.

A special case is given by time-invariant solutions of (2.1) with zero velocity $u = 0$, the so-called hydrostatic equilibria. They fulfil the ordinary differential equation

$$\partial_x p = -\rho \partial_x \varphi. \quad (2.12)$$

Since this problem is ill-posed, additional assumptions about the dependence between pressure and density are required. Intensively studied examples are so-called isothermal or isentropic hydrostatic equilibria with constant temperature or constant entropy, respectively. The reader is referred to the review [15] for a non-exhaustive list of numerical methods achieving well-balancing of hydrostatic equilibria using different numerical techniques. Note that, in our case, the moving equilibrium (2.11) has been obtained by assuming that $u \neq 0$, in order to divide by u in (2.6c). It turns out that taking $u = 0$ in (2.11) yields the isentropic hydrostatic equilibrium, which can also be obtained from (2.6), assuming a vanishing velocity at constant entropy.

EOS	r_1	r_2	$a(T)$	$\mathbf{u}(\tau)$
ideal	0	0	0	0
vdW	0	0	a_0	$-\frac{b}{\tau}$
R-K	0	-1	$\frac{a_0}{\sqrt{T}}$	$\log\left(\frac{\tau}{\tau+b}\right)$
P-R	$-1 - \sqrt{2}$	$-1 + \sqrt{2}$	$a_0 \left(1 + \kappa \left(1 - \sqrt{T/T_0}\right)\right)^2$	$\frac{1}{r_1 - r_2} \log\left(\frac{\tau - br_1}{\tau - br_2}\right)$

Table 1: Parameters and defining functions for some cubic EOS, in particular the ideal gas (**ideal**), van-der-Waals (**vdW**), Redlich-Kwong (**R-K**) and Peng-Robinson (**P-R**) EOS. Therein, a_0 , κ , c_v^0 and b denote constants which will be specified when setting up the numerical test cases.

2.2. Equation of state

In this work, we will apply various equations of state (EOS), including both analytical expressions and tabulated forms.

First, we consider a general cubic EOS, with the analytical form

$$p(\tau, T) = \frac{RT}{\tau - b} - \frac{a(T)}{(\tau - br_1)(\tau - br_2)}, \quad (2.13a)$$

$$e(\tau, T) = c_v(\tau, T)T + \frac{a(T) - Ta'(T)}{b}\mathbf{u}(\tau), \quad (2.13b)$$

where R denotes the gas constant, b the covolume, $r_1, r_2 \in \mathbb{R}$ are parameters, and $\mathbf{u}(\tau)$ is a function specific to each EOS. The function $a(T)$ defines an attraction term, and c_v is the heat capacity at constant volume. It depends on the temperature and the specific volume as follows

$$c_v(\tau, T) = c_v^0 - \frac{Ta''(T)}{b}\mathbf{u}(\tau), \quad (2.14)$$

where c_v^0 is a constant. The gas constant R is connected to the ratio of specific heats γ by $R = (\gamma - 1)c_v$. Depending on the definition of the free parameters and functions, one obtains different known equations of state, such as the ideal gas law, van-der-Waals (**vdW**) EOS [41, 42], Redlich-Kwong (**R-K**) EOS [43] or the Peng-Robinson (**P-R**) EOS [44]. The details of the free parameters and functions are given in Table 1. Moreover, the corresponding specific entropy definition reads

$$s(\tau, T) = - \left(s_0 - \frac{a'(T)}{b}\mathbf{u}(\tau) + R \log(\tau - b) + c_v^0 \log(T) \right). \quad (2.15)$$

Note that, in the numerical scheme, the specific entropy is required to be given in terms of τ and e . It can be recovered analytically using (2.15) and the temperature formulas given in Table 2. However, $e(\tau, s)$ is also required by the numerical scheme. Unfortunately, recovering the internal energy in terms of τ and s involves solving a nonlinear equation, which is done numerically by employing Newton's method (except in the **ideal** and **vdW** cases, where a closed form is available). Typically, Newton's method takes between 4 and 8 iterations to reach a precision of 10^{-14} .

Further, we consider two tabulated EOS from the **CoolProp** library [45], which contains the thermodynamic description of pure and pseudo-pure fluids and mixtures. As examples in the numerical experiments, we choose the IAPWS-95 formulation for water [46], as well as the EOS for methane [47].

ideal	$T(\tau, e) = \frac{e}{c_v^0}$
vdW	$T(\tau, e) = \frac{e - a_0 \mathbf{u}(\tau)}{c_v^0}$
R-K	$T(\tau, e) = \frac{(\Xi(\tau, e) + \sqrt[3]{4e})^2}{3 \sqrt[3]{4} c_v^0 \Xi(\tau, e)},$ <p style="text-align: center;">with $\Xi(\tau, e) = \left(\sqrt{27\xi(\tau)^2 c_v^0 - 4e^3} - \xi(\tau) \sqrt{27c_v^0} \right)^{\frac{2}{3}}$</p> <p style="text-align: center;">where $\xi(\tau) = \frac{3}{2} a_0 \mathbf{u}(\tau)$</p>
P-R	$T(\tau, e) = \frac{1}{4T_0(c_v^0)^2} \left(\sqrt{\xi(\tau)^2 \kappa^2 + 4T_0 c_v^0 ((\kappa + 1)\xi(\tau) + e)} - \xi(\tau) \kappa \right)^2,$ <p style="text-align: center;">with $\xi(\tau) = a_0(\kappa + 1)\mathbf{u}(\tau)$</p>

Table 2: Temperatures in terms of τ and e for some cubic EOS: cases of the ideal gas (**ideal**), van-der-Waals (**vdW**), Redlich-Kwong (**R-K**) and Peng-Robinson (**P-R**) EOS.

2.3. Entropy inequality

We begin this section by defining the *mathematical entropy* for a hyperbolic system such as (2.1). This definition contrasts with the thermodynamically motivated *specific entropy* s , defined in (2.3). A convex real valued function $U(W)$ is called a mathematical entropy for (2.1) if there exists a real valued function $G(W)$, called the entropy flux, which satisfies

$$\nabla_W U(W)^\top \nabla_W F(W) = \nabla_W G(W)^\top, \quad (2.16)$$

where F denotes the flux defined in (2). For the Euler system (2.1) we have the family of mathematical entropies given by $U(W) := \rho\eta(s(W))$ with entropy fluxes $G(W) = \rho u\eta(s(W))$. Therein, η is a function such that $W \mapsto U(W)$ is convex with respect to the state variables W . A sufficient condition on η is that $\eta'(s) \geq 0$ and $\eta''(s) \geq 0$. This has been proven for a general equation of state under the usual thermodynamic assumptions in [48, Section 1.4]. Therefore, admissible entropy weak solutions to system (2.1) satisfy the entropy inequality (in the sense of distributions)

$$\partial_t(\rho\eta(s)) + \partial_x(\rho\eta(s)u) \leq 0. \quad (2.17)$$

In the following, the objective is to approximate the system (2.1) with an arbitrary EOS. To that end, we derive a Godunov-type finite volume (FV) scheme based on an approximate Riemann solver (A-RS), which is able to preserve isentropic moving and hydrostatic equilibria up to machine precision, generates admissible solutions in the sense of (2.5), and fulfills all entropy inequalities (2.17) discretely.

3. The numerical scheme

We begin with a brief overview of the principle behind Godunov-type finite volume (FV) schemes, relying on approximate Riemann solvers. As is standard in the finite volume framework, we divide the computational domain $I \subset \mathbb{R}$ into non-overlapping cells $C_i = (x_{i-\frac{1}{2}}, x_{i+\frac{1}{2}})$ with center x_i . The size

of cell C_i is then given by $\Delta x = \frac{1}{2}(x_{i-\frac{1}{2}} + x_{i+\frac{1}{2}})$, which is chosen for simplicity uniformly for all cells composing the grid. Then, at a given time t^n , the volume average of the solution on cell C_i is defined as

$$W_i^n = \frac{1}{\Delta x} \int_{x_{i-\frac{1}{2}}}^{x_{i+\frac{1}{2}}} W(x, t^n) dx. \quad (3.1)$$

The time line is discretized in time steps of variable size Δt . We focus here on one generic time step $[t^n, t^{n+1}]$ where $t^{n+1} = t^n + \Delta t$. Since the states W^{n+1} rely only on data at t^n , i.e. an explicit scheme, the time step has to be restricted by a CFL (Courant-Friedrichs-Lewy) condition, see [28], which relates Δt to the cell size Δx and ensures that the information is propagated to a maximum of one cell.

In the next section, we develop an approximate Riemann solver (A-RS) for a general EOS, similar to the A-RS based on the ideal gas EOS in [1].

3.1. The approximate Riemann solver

In the following, we define an A-RS, denoted by \widetilde{W} , whose role is to approximate the solution of the Riemann problems occurring at each cell interface $x_{i+1/2}$ between cells C_i and C_{i+1} . Since this solution is self-similar, the A-RS depends on the variable x/t , and on the two neighboring states W_i^n and W_{i+1}^n located on the left and right of the interface, respectively. That is to say, the approximate Riemann solution at interface $x_{i+1/2}$ is given by $\widetilde{W}((x - x_{i+1/2})/t; W_i^n, W_{i+1}^n)$.

In this work, we choose an approximate Riemann solution consisting of two intermediate states, as shown in the right panel of Figure 1. Note that the middle wave corresponds here to a wave with velocity zero, unlike other well-known approximate Riemann solvers, like the HLLC solver from [49], where the middle wave is an approximation of the contact wave with velocity u . As a consequence, the present structure may lead to diffused contact waves. The expression of the approximate Riemann solution, for two given left and right states W_L and W_R , is as follows

$$\widetilde{W}\left(\frac{x}{t}; W_L, W_R\right) = \begin{cases} W_L & \text{if } x < -\lambda t, \\ W_L^* & \text{if } -\lambda t < x < 0, \\ W_R^* & \text{if } 0 < x < \lambda t, \\ W_R & \text{if } x > \lambda t, \end{cases} \quad (3.2)$$

where the components of the intermediate state vectors W_L^* and W_R^* read

$$W_L^* = \begin{pmatrix} \rho_L^* \\ q_L^* \\ E_L^* \end{pmatrix} \quad \text{and} \quad W_R^* = \begin{pmatrix} \rho_R^* \\ q_R^* \\ E_R^* \end{pmatrix}. \quad (3.3)$$

Note that due to the gravitational source terms, the intermediate states depend not only on the states W_L, W_R but also on the gravitational potential averaged in the sense of (3.1) respectively denoted by φ_L, φ_R . To define the scheme based on the A-RS (3.2), it is useful to introduce its cell-wise juxtaposition at time t^{n+1} . For all $i \in \mathbb{Z}$, for all $x \in (x_i, x_{i+1})$, we define

$$W_{\Delta}^{n+1}(x) = \widetilde{W}\left(\frac{x - x_{i+\frac{1}{2}}}{\Delta t}; W_i^n, W_{i+1}^n\right).$$

Then, the scheme is obtained by integrating the above juxtaposition over the cell $C_i = (x_{i-1/2}, x_{i+1/2})$, to get

$$W_i^{n+1} = \frac{1}{\Delta x} \int_{x_{i-\frac{1}{2}}}^{x_{i+\frac{1}{2}}} W_{\Delta}^{n+1}(x) dx. \quad (3.4)$$

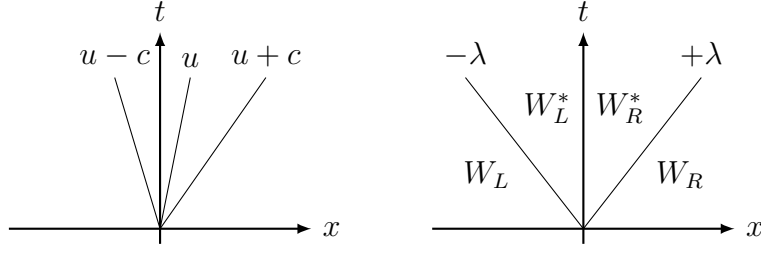


Figure 1: Left panel: One possible wave configuration, with $u > 0$, of the Euler equations with gravity (2.1). Right panel: Wave structure of the approximate Riemann solver.

Thanks to the specific structure of the A-RS (3.2), following e.g. [19, 1], (3.4) rewrites

$$W_i^{n+1} = W_i^n - \lambda \frac{\Delta t}{\Delta x} \left[W_L^* (W_i^n, W_{i+1}^n, \varphi_i, \varphi_{i+1}) - W_R^* (W_{i-1}^n, W_i^n, \varphi_{i-1}, \varphi_i) \right], \quad (3.5)$$

which can be rewritten into the standard conservation form.

In this work, we impose a symmetry on the waves defining the A-RS around $\lambda_0 = 0$ using a single speed λ . This is a simplifying assumption and in principle, two different values e.g. λ_L and λ_R , could be chosen to capture the asymmetric wave structure of the Euler equations with respect to λ_0 , provided that the acoustic waves λ_{\pm} remain within the A-RS. In practice, we set

$$\lambda = \Lambda \max \left(|u_L| + c(W_L), |u_R| + c(W_R) \right), \quad \Lambda \geq 1. \quad (3.6)$$

Note that this expression does not necessarily satisfy $\lambda \geq |\lambda_{\pm}|$ for the choice of $\Lambda = 1$, see [50], however it is frequently applied and is sufficient to ensure stability and accuracy for the numerical scheme. The role of the parameter Λ is therefore to scale the wave speeds to increase stability at the cost of slightly increasing the artificial diffusion of the solver. Its value (typically 1) will be given in the numerical result section for each numerical experiment.

Equipped with λ , we are able to define the CFL restriction on Δt . Indeed, let $\lambda_{i+\frac{1}{2}}$ be the approximate wave speed at the interface $x_{i+\frac{1}{2}}$, computed by applying (3.6) to the states W_i^n and W_{i+1}^n . For large enough Λ , the inequality $\lambda_{i+\frac{1}{2}} \geq |\lambda_{\pm}|$ holds. Under this assumption, the scheme is stable as long as the time step satisfies $\Delta t \max_i \lambda_{i+\frac{1}{2}} \leq \Delta x$. However, the consistency proof, see the theorems from [28], requires the more restrictive condition

$$\Delta t \leq \frac{1}{2} \frac{\Delta x}{\max_i \lambda_{i+\frac{1}{2}}}, \quad (3.7)$$

which guarantees that interactions between Riemann solutions are avoided.

3.2. Consistency conditions

At this level, we have introduced six unknown quantities in (3.3), namely two intermediate states each for the density, momentum and energy stored in W_L^* and W_R^* .

In this section, we revisit conditions on the intermediate states W_L^* and W_R^* to ensure the consistency of the FV scheme with solutions of the Euler system. These conditions are classical, see [28], and were derived in detail in [1]. The main idea is to ensure that the integral of the approximate Riemann solution on the space-time domain $(x_i, x_{i+1}) \times [t^n, t^{n+1}]$ is equal to that of the exact Riemann solution. In the following we motivate and summarize the consistency result from [1]. The wave structure of

the A-RS we develop here can be interpreted as the one of the classical HLL Riemann solver from Harten, Lax and van Leer [28] with the additional zero wave associated to the gravitational potential. Therefore, it is natural to extend the HLL solver to include the effects of gravity while ensuring the well-balancedness and preserving the positivity and entropy stability of the HLL solver.

Thus, to write the intermediate states, we start from the HLL intermediate states, modified by the presence of the source term. This leads to the following expressions for the intermediate states,

$$W_L^* = \widehat{W} - \delta W, \quad W_R^* = \widehat{W} + \delta W, \quad (3.8)$$

where, due to the Harten-Lax consistency conditions from [28], \widehat{W} satisfies

$$\begin{cases} \widehat{\rho} = \rho_{\text{HLL}}, \\ \widehat{q} = q_{\text{HLL}} + \frac{S^q \Delta x}{2\lambda}, \\ \widehat{E} = E_{\text{HLL}} + \frac{S^E \Delta x}{2\lambda}. \end{cases} \quad (3.9)$$

The intermediate state W_{HLL} in (3.9) is the intermediate state of the HLL solver, given by

$$W_{\text{HLL}} = \begin{pmatrix} \rho_{\text{HLL}} \\ q_{\text{HLL}} \\ E_{\text{HLL}} \end{pmatrix} = \frac{W_L + W_R}{2} - \frac{F(W_R) - F(W_L)}{2\lambda}. \quad (3.10)$$

Moreover, we have introduced two terms S^q and S^E , which are consistent approximations of the cell averages of the source terms $S^{(2)}(W) = -\rho \partial_x \varphi$ and $S^{(3)}(W) = -q \partial_x \varphi$, respectively, and will be defined later.

In [1] it was shown that choosing the intermediate states (3.8) ensures the consistency of the resulting A-RS (3.2). Hence, the scheme (3.5) and its conservative counterpart are consistent as well. We refer the interested reader to e.g. [28, 19] for details.

To complete the description of the numerical scheme, the goal is thus to derive the remaining five unknowns (namely, $\delta \rho$, δq , δE , S^q and S^E) while ensuring positivity, entropy stability and well-balancedness. These properties will be defined in the next section.

3.3. Properties and conditions to be satisfied by the A-RS

We begin with the definition of the well-balanced property. We are interested in developing a so-called *fully well-balanced* scheme, which exactly preserves the (moving) steady solutions described in Section 2.1 associated with isentropic equilibria. These states are characterized by constant momentum q , entropy $s(W)$, and specific total enthalpy $H(W, \varphi)$, given by (2.4). We distinguish two concepts, the interface steady solution (ISS) which is a local characterization regarding the A-RS, and well-balancedness, which is a global characterization at the level of the numerical scheme (3.5).

Definition 3.1. A pair (W_L, W_R) of admissible states is said to be an *Interface Steady Solution* (ISS) if, and only if,

$$q_L = q_R, \quad H(W_L, \varphi_L) = H(W_R, \varphi_R), \quad \text{and} \quad s(W_L) = s(W_R).$$

Then, the scheme (3.5) is said to be well-balanced if

$$\forall i \in \mathbb{Z}, (W_i^n, W_{i+1}^n) \text{ is an ISS} \quad \implies \quad \forall i \in \mathbb{Z}, W_i^{n+1} = W_i^n.$$

The following result regarding the connection between ISS and intermediate states were proven in [1].

Lemma 3.2 (Sufficient condition for well-balancedness). *Let (W_L, W_R) be an ISS. A sufficient condition for well-balancedness is*

$$W_L^* = W_L, \quad \text{and} \quad W_R^* = W_R. \quad (3.11)$$

Since the triplet (q, H, s) is constant for a steady state, this condition implies

$$q^* = q_L^* = q_R^*, \quad H(W_L^*, \varphi_L) = H(W_R^*, \varphi_R), \quad s^* = s(W_L^*) = s(W_R^*), \quad (3.12)$$

and implies that the intermediate states of the A-RS (3.8) satisfy

$$\widehat{W} = \frac{W_L + W_R}{2} \quad \text{and} \quad \delta W = \frac{W_R - W_L}{2}. \quad (3.13)$$

Conditions (3.12) and (3.13) will be crucial in determining the expressions for δW and S^q , S^E in Sections 3.4 and 3.5, respectively.

Next, we turn to the condition for entropy stability. Note that the definition of entropy stability is a mathematically motivated concept going beyond the thermodynamic compatibility.

Definition 3.3 (Entropy stability). The scheme (3.5) under the CFL condition (3.7) is said to be entropy-stable if for all (mathematical) entropies $\rho\eta(s)$ satisfying (2.17), for all $i \in \mathbb{Z}$, the states W_i^n and W_i^{n+1} fulfil the discrete entropy inequality

$$\rho_i^{n+1}\eta(s_i^{n+1}) \leq \rho_i^n\eta(s_i^n) - \frac{\Delta t}{\Delta x} ((\rho\eta(s)u)_{i+1/2}^n - (\rho\eta(s)u)_{i-1/2}^n). \quad (3.14)$$

The entropy stability result proven in [1], although given in the context of the ideal gas law, does not make any assumption on the EOS and can thus be applied to the case of general EOSs. It only relies on the well-known integral entropy consistency, stated in [28], and is expressed in terms of the HLL averages of the entropy and of the entropy flux, defined with $s_L = s(W_L)$ and $s_R = s(W_R)$ by

$$\begin{aligned} (\rho s)_{\text{HLL}} &= \frac{1}{2}(\rho_L s_L + \rho_R s_R) - \frac{1}{2\lambda}(\rho_R s_R u_R - \rho_L s_L u_L), \\ (\rho\eta(s))_{\text{HLL}} &= \frac{1}{2}(\rho_L \eta(s_L) + \rho_R \eta(s_R)) - \frac{1}{2\lambda}(\rho_R \eta(s_R) u_R - \rho_L \eta(s_L) u_L). \end{aligned}$$

In [1] is proven that the entropy stability for the numerical scheme is obtained if, and only if, the A-RS satisfies

$$\rho_{\text{HLL}}\eta(s^*) \leq (\rho\eta(s))_{\text{HLL}}. \quad (3.15)$$

Further, it is proven that for all smooth convex functions η , the choice

$$s^* = \frac{(\rho s)_{\text{HLL}}}{\rho_{\text{HLL}}} \quad (3.16)$$

satisfies the entropy consistency condition (3.15) and thus the numerical scheme is entropy stable. Note that the definition of the intermediate entropy (3.16) is only well-defined if ρ_{HLL} is positive. However, as detailed in [1], this holds as soon as $\lambda > \max(|u_L|, |u_R|)$, which in our case is satisfied by the definition of λ given in (3.6).

The final property we want to preserve is the positivity of the thermodynamic variables, here in terms of density and internal energy. The positivity of e.g. temperature and pressure depends then on the chosen EOS.

Definition 3.4 (Positivity preservation). Let $W_i^n \in \Omega$ for all $i \in \mathbb{Z}$ and $n \geq 0$. The scheme (3.5) is said to be positivity-preserving if, for all $i \in \mathbb{Z}$, $W_i^{n+1} \in \Omega$, where Ω is the set of admissible states defined in (2.5).

According to the definition (3.4) of W_i^{n+1} , the positivity of the intermediate densities ρ_L^* and ρ_R^* is a necessary condition for the positivity of ρ_i^{n+1} . Since the intermediate states for the density are given by ρ_{HLL} and a fluctuation $\delta\rho$, their positivity is ensured as soon as the fluctuation does not exceed ρ_{HLL} itself. This is essentially the statement of the next result whose proof can be found in [1]. As it does not use any assumption on the EOS it also holds for general EOSs.

Lemma 3.5 (Density positivity). Let $W_L \in \Omega$ and $W_R \in \Omega$ two given states. Let λ be defined by (3.6), which ensures that $\rho_{HLL} > 0$. Then,

$$|\delta\rho| < \rho_{HLL} \quad (3.17)$$

is a sufficient condition for $\rho_L^* > 0$ and $\rho_R^* > 0$.

The positivity of the thermodynamic variables is closely related to the entropy stability. Note that due to the ideal gas assumption in [1] which connects directly τ, p and s , therein, the positivity of the pressure was proven which yields the positivity of the internal energy as a consequence. Since the Gibbs relations directly yield a relation between τ, e and s , we show here the positivity of the internal energy instead of the pressure. This is also motivated by the fact that the transform between internal energy and entropy at a fixed τ is used in the numerical scheme to define intermediate states of the A-RS. The proof of the following Lemma 3.6 is along the lines of the positivity proof for the pressure given in [1]. However, since that proof relied on the particular case of the ideal gas law, we give the details to suit the general EOS case.

Lemma 3.6 (Positivity of internal energy). Assume that, for all $i \in \mathbb{Z}$ and for some $n \geq 0$, $W_i^n \in \Omega$. Further, assume that (3.17) is satisfied, and that $\rho_i^{n+1} > 0$. Then, $e_i^{n+1} > 0$ as soon as, for each interface $x_{i+1/2}$, $e_L^* > 0$ and $e_R^* > 0$.

Proof. Let $i \in \mathbb{Z}$ and $n \geq 0$ be fixed. First, recall from Section 2.3 that the function $W \mapsto U(W) = \rho\eta(s(W))$ is convex. Therefore, applying this function to the definition (3.4) of W_i^{n+1} and using Jensen's inequality, we obtain

$$\rho_i^{n+1}\eta(s(W_i^{n+1})) \leq \frac{1}{\Delta x} \int_{x_{i-\frac{1}{2}}}^{x_{i+\frac{1}{2}}} \rho_{\Delta}^{n+1}(x) \eta(s(W_{\Delta}^{n+1}(x))) dx,$$

that is to say

$$\begin{aligned} \eta(s(W_i^{n+1})) &\leq \int_{x_{i-\frac{1}{2}}}^{x_{i+\frac{1}{2}}} \eta(s(W_{\Delta}^{n+1}(x))) \frac{\rho_{\Delta}^{n+1}(x) dx}{\rho_i^{n+1} \Delta x} \\ &= \int_{x_{i-\frac{1}{2}}}^{x_{i+\frac{1}{2}}} \eta(s(W_{\Delta}^{n+1}(x))) d\varrho(x), \end{aligned} \quad (3.18)$$

where we have defined the probability measure

$$d\varrho(x) = \frac{\rho_{\Delta}^{n+1}(x) dx}{\rho_i^{n+1} \Delta x}.$$

Now, for some $\tau > 0$, recall that the function $e \mapsto s(\tau, e)$ is decreasing by Gibbs' relation and convex, see e.g. [39] or [40, Section 8.1] for the concavity of $-s$. Moreover, as mentioned in Section 2.3, the function $s \mapsto \eta(s)$ is increasing and convex by hypothesis, see [48]. Therefore, the composition of these two functions is convex and decreasing. Applying its inverse which is concave and decreasing to (3.18), and using Jensen's inequality again, yields

$$e_i^{n+1} \geq \int_{x_{i-\frac{1}{2}}}^{x_{i+\frac{1}{2}}} e_{\Delta}^{n+1}(x) d\rho(x).$$

Now, at the level of one interface, note that e_{Δ} is a juxtaposition of the two states e_L and e_R , and of the intermediate states e_L^* and e_R^* . Both states e_L and e_R are positive by hypothesis, and so the positivity of e_{Δ} is ensured as soon as the intermediate internal energies e_L^* and e_R^* are positive. The proof is thus concluded. \square

3.4. Determination of δW

The objective of this section is to utilize the definitions and conditions introduced in Section 3.3 to derive an expression for the three unknown components of δW .

We begin with the sufficient conditions for well-balancedness given in condition (3.12). Since the momentum component is constant in a steady state, we have only one intermediate momentum q^* . From (3.11), it immediately follows that $q_L = q_R$, which yields $\delta q = 0$.

Analogously, we obtain, for the specific total enthalpy, $H(W_L, \varphi_L) = H(W_R, \varphi_R)$. Expanding the specific total enthalpy according to its definition (2.4), we obtain a relation on the specific enthalpy h given by

$$\frac{E_L + p_L}{\rho_L} + \varphi_L = \frac{E_R + p_R}{\rho_R} + \varphi_R \iff [\varphi] = -[h]. \quad (3.19)$$

From this we obtain an expression for $\delta\rho$ which is independent of the considered EOS, and thus merely taking the definition from [1] would lead to the desired well-balanced property. However, the expression for $\delta\rho$ in [1] is not well-defined when $[h] = 0$, and more specifically when $[\varphi] = [h] = 0$, since it involves the fraction $[\varphi]/[h]$.

To correct this shortcoming, we here propose a new expression for $\delta\rho$, defined in all situations. This new expression relies on two conditions:

$$[\varphi] = -[h] \implies \delta\rho = \frac{[\rho]}{2}, \quad (3.20a)$$

$$[\varphi] = 0 \implies \delta\rho = 0. \quad (3.20b)$$

Condition (3.20a) is nothing but the well-balancedness requirement, while condition (3.20b) corresponds to recovering the HLL solver in the absence of a gravitational source term, which may increase stability thanks to the good properties of the HLL solver. However, these conditions are fundamentally incompatible when $[\varphi] = [h] = 0$, as $\delta\rho$ would both vanish and be non-zero. Therefore, we relax condition (3.20b), to make sure that the scheme remains well-balanced in all situations. The new conditions to be satisfied then read

$$[\varphi] = -[h] \implies \delta\rho = \frac{[\rho]}{2},$$

$$[\varphi] = 0 \text{ and } [h] \neq 0 \implies \delta\rho = 0.$$

This reduces to making an explicit choice for the case where $[\varphi] = [h] = 0$.

The new expression is then based on the following lemma, introducing a function ψ and its properties.

Lemma 3.7. *Let ψ be the function defined by*

$$\psi(x, y, \alpha) = \psi_1(\psi_2(x, y))^\alpha,$$

where ψ_1 is defined by

$$\psi_1(z) = \cos\left(\frac{\pi}{2}z\right) \exp(-2z^2),$$

and where ψ_2 is defined by

$$\psi_2(x, y) = \frac{x + y}{\mathcal{M}(\varepsilon_0, \sqrt{x^2 + y^2})}. \quad (3.22)$$

In (3.22), ε_0 is set to 10^{-12} , and \mathcal{M} is a regularized maximum function defined by

$$\mathcal{M}(\varepsilon, z) = \begin{cases} \varepsilon & \text{if } z < \frac{\varepsilon}{2}, \\ z & \text{if } z > \frac{3\varepsilon}{2}, \\ P(\varepsilon, z) & \text{otherwise,} \end{cases}$$

where P is a polynomial defined such that $\mathcal{M}(\varepsilon_0, \cdot) \in \mathcal{C}^2(\mathbb{R}_+^*, \mathbb{R}_+^*)$:

$$P(\varepsilon, z) = \frac{-z^4}{2\varepsilon^3} + \frac{2z^3}{\varepsilon^2} - \frac{9z^2}{4\varepsilon} + z + \frac{27\varepsilon}{32}.$$

Then, for all $\alpha \in \mathbb{N}$ and $x, y \in \mathbb{R}^2$, ψ satisfies the following properties:

$$\begin{aligned} \psi(x, y, \alpha) = 1 &\iff x = -y, & (\psi\text{-i}) \\ y \geq 3\varepsilon_0/2 &\implies \psi(0, y, \alpha) = 0, & (\psi\text{-ii}) \\ x \geq 3\varepsilon_0/2 &\implies \psi(x, 0, \alpha) = 0, & (\psi\text{-iii}) \\ |\psi(x, y, \alpha)| &\leq 1, & (\psi\text{-iv}) \\ \psi(\cdot, \cdot, \alpha) &\in \mathcal{C}^2(\mathbb{R} \times \mathbb{R}, \mathbb{R}), & (\psi\text{-v}) \\ y \geq 3\varepsilon_0/2 &\implies \psi(x, y, \alpha) \underset{x \rightarrow 0}{=} \mathcal{O}(x^\alpha). & (\psi\text{-vi}) \end{aligned}$$

Proof. The properties (ψ-i)–(ψ-iv) are straightforward, and come from the properties of ψ_1 (proven in [1]). A sketch of ψ is provided in Figure 2 to help the reader understand the function.

To prove (ψ-v), we rely on the values of P and its derivatives:

$$\begin{aligned} P\left(\varepsilon, \frac{\varepsilon}{2}\right) &= \frac{\varepsilon}{2}, & P\left(\varepsilon, \frac{3\varepsilon}{2}\right) &= \frac{3\varepsilon}{2}, \\ \frac{\partial P}{\partial z}\left(\varepsilon, \frac{\varepsilon}{2}\right) &= 0, & \frac{\partial P}{\partial z}\left(\varepsilon, \frac{3\varepsilon}{2}\right) &= 1, \\ \frac{\partial^2 P}{\partial z^2}\left(\varepsilon, \frac{\varepsilon}{2}\right) &= 0, & \frac{\partial^2 P}{\partial z^2}\left(\varepsilon, \frac{3\varepsilon}{2}\right) &= 0. \end{aligned}$$

Therefore, \mathcal{M} is a \mathcal{C}^2 function, and so is ψ_2 . Since ψ_1 is smooth, ψ turns out to be \mathcal{C}^2 .

Finally, to prove [\(ψ-vi\)](#), assume that $y \geq 3\varepsilon_0/2$. Therefore, for all $x \in \mathbb{R}$,

$$\mathcal{M}(\varepsilon_0, \sqrt{x^2 + y^2}) = \sqrt{x^2 + y^2} = |y| + \mathcal{O}(x^2).$$

Hence,

$$\psi(x, y, \alpha) = \psi_1 \left(\frac{x + y}{|y| + \mathcal{O}(x^2)} \right)^\alpha = \psi_1(\operatorname{sgn}(y) + \mathcal{O}(x))^\alpha.$$

However, recall from [\[1\]](#) that $\psi_1(\pm 1 + x) = \mathcal{O}(x)$ as $x \rightarrow 0$. Therefore, we have proven that $\psi(x, y, \alpha) = \mathcal{O}(x^\alpha)$ as $x \rightarrow 0$, which concludes the proof. \square

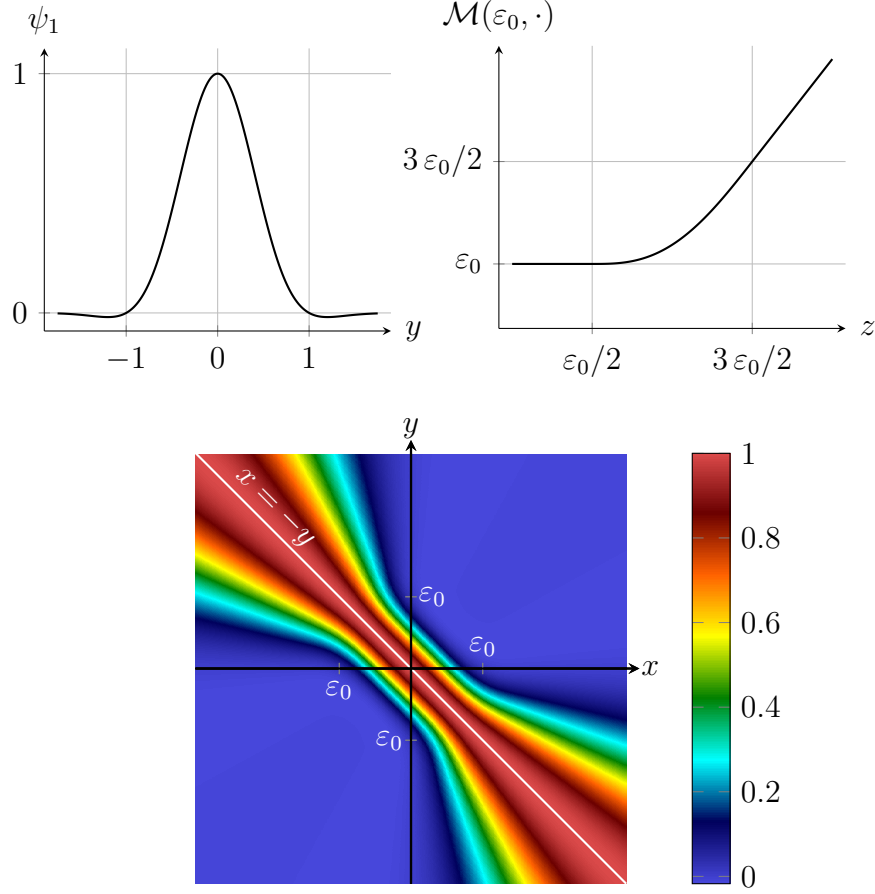


Figure 2: Drawings of the functions ψ_1 (top left panel), \mathcal{M} (top right panel), and ψ (bottom panel).

Equipped with ψ , we are now able to state the expression of $\delta\rho$.

Lemma 3.8. *Let $W_L \in \Omega$ and $W_R \in \Omega$ two given states, and let W_{HLL} be given by [\(3.10\)](#) with λ defined by [\(3.6\)](#). Further, let $\delta\rho$ be defined by*

$$\delta\rho = \frac{[\rho]}{2} \psi([\varphi], [h], 1).$$

Then, $\delta\rho$ satisfies the following properties:

$$\begin{aligned} [\varphi] = -[h] &\implies \delta\rho = [\rho]/2, & \text{(i)} \\ ([\varphi] = 0 \text{ and } [h] \geq 3\varepsilon_0/2) &\implies \delta\rho = 0, & \text{(ii)} \\ ([h] = 0 \text{ and } [\varphi] \geq 3\varepsilon_0/2) &\implies \delta\rho = 0, & \text{(iii)} \\ |\delta\rho| &\leq \rho_{HLL}. & \text{(iv)} \end{aligned}$$

Proof. Properties (i)–(iv) are straightforward to prove. Indeed, they are directly related to the properties (ψ -i)–(ψ -iv) of ψ , proven in Lemma 3.7. \square

Remark 3.9. Property (i) corresponds to the ISS case, and ensures that $\delta\rho$ satisfies (3.13), while property (ii) corresponds to the no-gravity case, and proves that $\delta\rho$ vanishes, leading to $\rho_L^* = \rho_R^* = \rho_{HLL}$. Finally, property (iii) ensures that $\delta\rho$ is well-defined and vanishes when $[h]$ vanishes. This property involved a limit in [1], whereas the new expression allows it to be directly satisfied. Note that, appropriately, both properties (ii) and (iii) have been relaxed when both $[\varphi]$ and $[h]$ vanish, by introducing ε_0 . Property (iv) is the required condition (3.17) from Lemma 3.8 for positivity of the density.

The remaining component δE depends on the EOS, and thus it will be different from the one derived in [1] in the case of the ideal gas law, and will be part of the novelty of the current A-RS. We use the last remaining sufficient condition for well-balancedness from (3.12) on s to determine δE . Namely, we impose that, as soon as (W_L, W_R) is an ISS, the entropy of the intermediate states satisfies $s(W_L^*) = s(W_R^*) = s^*$. Moreover, due to (3.16), we know that setting s^* according to (3.16) yields the entropy stability under the prerequisite that an entropy-entropy flux pair exists. Following the discussion from Section 2.2, the expression of the internal energy e with respect to density ρ and entropy s is available. This allows us to define the intermediate internal energies as

$$e_L^* = e(\rho_L^*, s^*), \quad e_R^* = e(\rho_R^*, s^*).$$

Recall that the internal energy, given by the EOS, is a positive function. Thus, the intermediate internal energies e_L^* and e_R^* are also positive, and Lemma 3.6 holds.

Transforming back to the total energy, we obtain, using (2.2),

$$E_L^* = \rho_L^* e_L^* + \frac{(q_L^*)^2}{2\rho_L^*} = \widehat{E} - \delta E, \quad E_R^* = \rho_R^* e_R^* + \frac{(q_R^*)^2}{2\rho_R^*} = \widehat{E} + \delta E. \quad (3.23)$$

Since the momentum is constant for an ISS, we replace $(q_L^*)^2$ and $(q_R^*)^2$ in the above expression with a parameter \widetilde{q}^2 . Equation (3.23) is nothing but a linear system in $(\widetilde{q}^2, \delta E)$, whose solution is

$$\widetilde{q}^2 = \frac{2\rho_L^* \rho_R^*}{\rho_L^* + \rho_R^*} \left(2\widehat{E} - \rho_L^* e_L^* - \rho_R^* e_R^* \right), \quad \delta E = \frac{1}{2} (\rho_R^* e_R^* - \rho_L^* e_L^*) + \frac{\widetilde{q}^2}{2} \frac{\delta\rho}{2\rho_L^* \rho_R^*}.$$

Since the derivation started by considering a constant entropy, the above expressions are well-balanced by construction, for any EOS. Moreover, note that the expressions of \widetilde{q}^2 and δE derived here are a generalization of the ideal gas case considered in [1], and the above formulas reduce to the ideal gas case when setting $e = (\gamma - 1)p/\rho$.

3.5. Determination of S^q and S^E

With the expression for δW established, we now focus on determining the remaining two unknowns, S^q and S^E . To do so, we make use of the expressions for \widehat{W} given in (3.9). Additionally, we recall that if (W_L, W_R) is an ISS, then $\widehat{W} = \overline{W}$, where $\overline{X} := (X_L + X_R)/2$ represents the arithmetic mean of the two quantities X_L and X_R . Substituting the expression of W_{HLL} into (3.9), we find that S^q and S^E must satisfy the following conditions when (W_L, W_R) is an ISS:

$$S^q \Delta x = \left(\frac{q_R^2}{\rho_R} + p_R \right) - \left(\frac{q_L^2}{\rho_L} + p_L \right), \quad (3.24a)$$

$$S^E \Delta x = \left(\frac{q_R}{\rho_R} (E_R + p_R) \right) - \left(\frac{q_L}{\rho_L} (E_L + p_L) \right). \quad (3.24b)$$

The goal of this section is to find consistent approximations S^q and S^E of the source term averages satisfying (3.24).

In contrast to S^q , the expression of the energy source term S^E does not depend on the EOS. Thus, we directly use the one from [1], which is given by

$$S^E = -\frac{q_L + q_R}{2} \frac{\varphi_R - \varphi_L}{\Delta x}. \quad (3.25)$$

This expression is consistent with the source term $S^{(3)}(W) = -q \partial_x \varphi$ and satisfies the well-balanced condition (3.24b).

Next, we derive an approximation S^q of the momentum source term such that the ISS condition (3.24a) is satisfied. This approximation also depends on the considered EOS. We make the intuitive Ansatz

$$S^q \Delta x = -\frac{2\rho_L \rho_R}{\rho_L + \rho_R} [\varphi] + \varepsilon \quad (3.26)$$

where ε is a corrective term that accounts for the fact that the first consistent term does not fulfil the ISS condition (3.24a). However, away from the equilibrium state ε should be consistent with zero. To determine the correction ε , we assume that (W_L, W_R) form an ISS. As we have seen in the derivation of δW , in that case we have the relation (3.19) connecting $[\varphi]$ and the enthalpy jump $[h]$, i.e.,

$$[\varphi] = - \left[e + \frac{p}{\rho} + \frac{1}{2} \frac{q^2}{\rho^2} \right] \quad (3.27)$$

holds. Thus, the dependence on the EOS needs to be taken into account and the correction term ε will differ from the one obtained in [1] for the ideal gas law. Equating the right-hand sides of (3.26) and (3.24a), and using (3.27), a lengthy but straightforward calculation yields

$$\varepsilon = -\frac{2\rho_L \rho_R}{\rho_L + \rho_R} \left(e(\rho_R, \bar{s}) - e(\rho_L, \bar{s}) + \frac{p(\rho_L, s_L) + p(\rho_R, s_R)}{2} \left(\frac{1}{\rho_R} - \frac{1}{\rho_L} \right) \right). \quad (3.28)$$

As defined above, $\bar{s} = (s_L + s_R)/2$ is the arithmetic mean of the left and right entropy states. Since ε is not consistent with zero within a shock wave, we proceed as in [1] and multiply it with the function ψ from Lemma 3.7 which ensures that the resulting discretization of S^q is consistent with the source term $S^{(2)}(W)$, while preserving the well-balanced property. This is summarized in the following result.

Lemma 3.10. *Let $W_L, W_R \in \Omega$ be two given states and S^q be defined as*

$$S^q = -\frac{2\rho_L\rho_R}{\rho_L + \rho_R} \frac{[\varphi]}{\Delta x} + \frac{\varepsilon}{\Delta x} \psi([\varphi], [h], 3), \quad (3.29)$$

with ε given by (3.28). Then S^q is consistent with $S^{(2)}(W) = -\rho\partial_x\varphi$ and satisfies the well-balanced condition (3.24a).

Proof. The well-balanced property is satisfied by construction, since $\psi = 1$ as soon as $[\varphi] = -[h]$. It is left to show the consistency. In particular, note that the first term in (3.26) is consistent with $-\rho\partial_x\varphi$ as it is a first-order discretization of the source term. Therefore, we need to show that

$$\lim_{\Delta x \rightarrow 0} \frac{\varepsilon}{\Delta x} \psi([\varphi], [h], 3) = 0. \quad (3.30)$$

Note that φ is a given smooth function, i.e. $[\varphi] = \mathcal{O}(\Delta x)$. We need to distinguish two cases: (a) the solution is smooth, and (b) the solution is not smooth.

(a) We consider a smooth solution, i.e., ρ and s are smooth functions of x . We define the left and right densities as

$$\rho_L = \rho(x), \quad \rho_R = \rho(x + \Delta x).$$

Analogously, we define the left and right entropies. Then, Taylor series expansions yield

$$\frac{e(\rho_R, \bar{s}) - e(\rho_L, \bar{s})}{\Delta x} = \left(\frac{\partial e}{\partial \rho} \right)_s (\rho(x), \bar{s}) \partial_x \rho(x) + \mathcal{O}(\Delta x),$$

where the subscript s denotes the derivative at constant entropy, and

$$\frac{1}{\Delta x} \left[\frac{1}{\rho} \right] = -\frac{\partial_x \rho(x)}{\rho(x)^2} + \mathcal{O}(\Delta x).$$

Using the harmonic mean

$$\frac{2\rho_L\rho_R}{\rho_L + \rho_R} = \rho(x) + \mathcal{O}(\Delta x)$$

and the arithmetic mean

$$\frac{p(\rho_L, s_L) + p(\rho_R, s_R)}{2} = p(\rho(x), \bar{s}) + \mathcal{O}(\Delta x),$$

we obtain

$$\frac{\varepsilon}{\Delta x} = -\rho \partial_x \rho \left(\left(\frac{\partial e}{\partial \rho} \right)_s - \frac{p}{\rho^2} \right) + \mathcal{O}(\Delta x). \quad (3.31)$$

Now, recall from Gibbs' relation (2.3) that

$$\left(\frac{\partial e}{\partial \rho} \right)_s = \frac{p}{\rho^2},$$

from which it follows that $\varepsilon/\Delta x = \mathcal{O}(\Delta x)$ in (3.31). Lengthy computations also show that the second-order term in the Taylor expansion vanishes, and we obtain $\varepsilon/\Delta x = \mathcal{O}(\Delta x^2)$.

(b) Let us now turn to the case where the solution is not smooth, i.e., $W_R = W_L + \mathcal{O}(1)$. In this case, we have $\varepsilon = \mathcal{O}(1)$, and (ψ -vi) ensures that $\psi([\varphi], [h], 3) = \mathcal{O}([\varphi]^3)$. Since φ is smooth, we have $[\varphi] = \mathcal{O}(\Delta x)$, and so $\varepsilon/\Delta x = \mathcal{O}(\Delta x^2)$.

Therefore, in both cases, $\varepsilon/\Delta x = \mathcal{O}(\Delta x^2)$. This means that the consistency requirement (3.30) is satisfied in both cases, which concludes the proof. \square

3.6. Summary of the numerical scheme and main properties

We state the fully defined approximate Riemann solver and summarize the main properties of the associated Godunov-type finite volume scheme. The A-RS (3.2) is given by

$$\widetilde{W}\left(\frac{x}{t}; W_L, W_R\right) = \begin{cases} W_L & \text{if } x < -\lambda t, \\ \widehat{W} - \delta W & \text{if } -\lambda t < x < 0, \\ \widehat{W} + \delta W & \text{if } 0 < x < \lambda t, \\ W_R & \text{if } x > \lambda t, \end{cases} \quad (3.32)$$

where the components of \widehat{W} are given by

$$\begin{cases} \widehat{\rho} = \rho_{\text{HLL}}, \\ \widehat{q} = q_{\text{HLL}} + \frac{S^q \Delta x}{2\lambda}, \\ \widehat{E} = E_{\text{HLL}} + \frac{S^E \Delta x}{2\lambda}, \end{cases} \quad (3.33)$$

with W_{HLL} given by (3.10) and the approximate wave speed λ satisfying (3.6). In (3.33), the source term approximations S^q and S^E , which vanish when $\varphi_L = \varphi_R$, are respectively given by (3.29) and (3.25), i.e.,

$$\begin{aligned} S^q &= -\frac{2\rho_L\rho_R}{\rho_L + \rho_R} \frac{\varphi_R - \varphi_L}{\Delta x} + \frac{\varepsilon}{\Delta x} \psi(\varphi_R - \varphi_L, h_R - h_L, 3), \\ S^E &= -\frac{q_L + q_R}{2} \frac{\varphi_R - \varphi_L}{\Delta x}, \end{aligned} \quad (3.34)$$

where ψ is defined in Lemma 3.7, and where ε satisfies, according to (3.28),

$$\varepsilon = -\frac{2\rho_L\rho_R}{\rho_L + \rho_R} \left(e(\rho_R, \bar{s}) - e(\rho_L, \bar{s}) + \frac{p(\rho_L, s_L) + p(\rho_R, s_R)}{2} \left(\frac{1}{\rho_R} - \frac{1}{\rho_L} \right) \right),$$

with $\bar{s} = (s_L + s_R)/2$. To define δW , we need the intermediate quantities

$$s^* = \frac{(\rho s)_{\text{HLL}}}{\rho_{\text{HLL}}}, \quad e_L^* = e(\rho_L^*, s^*) \quad \text{and} \quad e_R^* = e(\rho_R^*, s^*).$$

The components of δW are then constructed in Section 3.4, and they satisfy

$$\begin{cases} \delta\rho = \frac{\rho_R - \rho_L}{2} \psi(\varphi_R - \varphi_L, h_R - h_L, 1), \\ \delta q = 0, \\ \delta E = \frac{1}{2} (\rho_R^* e_R^* - \rho_L^* e_L^*) + \frac{1}{4} \frac{\rho_R^* - \rho_L^*}{\rho_L^* + \rho_R^*} \left(2\widehat{E} - \rho_L^* e_L^* - \rho_R^* e_R^* \right). \end{cases} \quad (3.35)$$

The properties of the numerical scheme are summarized in the main result.

Theorem 3.11. *Let the time step Δt be given by (3.7) and assume that the initial data W_i^0 satisfy $W_i^0 \in \Omega$ for all $i \in \mathbb{Z}$. Then, the numerical scheme (3.5) with the approximate Riemann solver (3.32), where \widehat{W} is given by (3.33) and δW is given by (3.35), satisfies the following properties:*

1. consistency with the Euler equations with gravity (2.1);
2. positivity of the density and internal energy: for all $n \geq 0$,

$$\forall i \in \mathbb{Z}, W_i^n \in \Omega \implies \forall i \in \mathbb{Z}, W_i^{n+1} \in \Omega;$$

3. entropy stability: for all mathematical entropies $\rho\eta(s)$, for all $i \in \mathbb{Z}$, and for all $n \geq 0$,

$$\rho_i^{n+1}\eta(s_i^{n+1}) \leq \rho_i^n\eta(s_i^n) - \frac{\Delta t}{\Delta x} ((\rho\eta(s)u)_{i+1/2}^n - (\rho\eta(s)u)_{i-1/2}^n);$$

4. well-balancedness:

$$\forall i \in \mathbb{Z}, (W_i^n, W_{i+1}^n) \text{ is an ISS} \implies \forall i \in \mathbb{Z}, W_i^{n+1} = W_i^n.$$

Proof. We prove the four properties in order, using the results derived in the previous sections.

1. According to [28], the scheme is consistent as soon as the A-RS satisfies the integral consistency relation, see Section 3.2. The A-RS has been constructed such that this relation holds, and thus it is consistent. Therefore, the numerical scheme (3.5) is also consistent.
2. The positivity of the density is guaranteed by that of the intermediate densities. Indeed, according to Lemma 3.8, the intermediate densities satisfy the positivity condition (3.17). Therefore, $\rho_L^* > 0$ and $\rho_R^* > 0$ in the A-RS, and thus $\rho_i^{n+1} > 0$ in the numerical scheme. Further, Lemma 3.6 yields the positivity of the internal energy, i.e., $e_i^{n+1} > 0$, since the intermediate internal energies e_L^* and e_R^* are positive.
3. The entropy stability of the scheme is ensured since the intermediate specific entropy satisfies (3.16). Indeed, under this condition, the A-RS (3.32) fulfills the entropy consistency condition (3.15), which, following [1], proves that the scheme is entropy-stable.
4. Lemma 3.2 gives a sufficient condition for well-balancedness, which leads to the conditions (3.13) on \widehat{W} and δW used in (3.32) to define the A-RS. Sections 3.4 and 3.5 constructs \widehat{W} and δW such that the conditions (3.13) are satisfied, and consequently the numerical scheme is well-balanced.

All four properties have been proven, and the proof is thus concluded. \square

4. Numerical results

In this section, we perform numerical test cases to validate the theoretical properties of the first-order well-balanced scheme described in Theorem 3.11. We denote by **FWB** the presented full well-balanced scheme, and by **HLL** the reference, non-well-balanced HLL scheme from [28] with a centered discretization of the source terms.

In all test cases, we apply six different EOSs to assess the performance of the numerical schemes. Four applied EOS are obtained from the cubic EOS (2.13), namely the ideal gas law (denoted by **ideal**), the van-der-Waals gas (denoted by **vdW**), the Redlich-Kwong EOS (denoted by **R-K**), and the Peng-Robinson EOS (denoted by **P-R**). The free parameters of these four cubic EOSs are given in Table 3. The remaining two EOSs are tabulated and are obtained by using the **CoolProp** library [45]. The first tabulated EOS, denoted by **H₂O**, models the properties of water, while the second one, denoted by **CH₄**, includes the physical properties of methane.

	ideal	vdW	R-K	P-R
R [J K ⁻¹]	0.4	0.4	0.4	0.4
c_v^0 [J K ⁻¹]	1	1	1	1
s_0 [J K ⁻¹]	log(0.4)	log(0.4)	0	0
a_0 [(a)]	—	15.67 ^(b)	15	15
b [m ³ kg ⁻¹]	—	0.1273 ^(b)	0.05	0.05
T_0 [K]	—	—	—	0.3
κ	—	—	—	0.5

Table 3: Parameters for the ideal gas, van-der-Waals, Redlich-Kwong and Peng-Robinson EOS. A dash indicates that the parameter is not used. Notes: (a) the unit of a_0 is m⁶K^{1/2}/kg² for R-K and m⁶/kg² for the other three EOSs; (b) the values of a_0 and b for the van-der-Waals EOS are modified in [Section 4.3.1](#).

	ideal	vdW	R-K	P-R	H ₂ O	CH ₄
ρ_0 [kg m ⁻³]	2	2	2	10	997.05	422.8
u_0 [m s ⁻¹]	0.25	0.25	0.25	0.25	1250	1000
p_0 [Pa]	5	20	5	15	101 800	101 800
A	0.25	0.1	0.25	0.025	10 ⁻⁴	10 ⁻³

Table 4: Parameters of the exact solution (4.2) from [Section 4.1](#), for each of the six EOSs under consideration.

Further, if not otherwise specified, we apply in all test cases the quadratic gravitational potential

$$\varphi(x) = \frac{\varphi_0}{2}(x - x_0)^2. \quad (4.1)$$

The scaling factor φ_0 ensures that the flow is within the same Mach and Froude number regime. Therefore, φ_0 depends on the typical magnitude of the equilibrium pressure and density. We set $\varphi_0 = 2 \cdot 10^4 \text{ s}^{-2}$ for both tabulated EOSs due to the physical properties of water and methane at normal pressure, i.e. Mach numbers around 10^{-2} , and $\varphi_0 = 1 \text{ s}^{-2}$ for the four analytical EOSs which corresponds to Mach regimes around 1. For more details on well-balanced methods for low Mach and Froude number regimes and formal Mach and Froude number limits for the Euler equations with gravity, see e.g. [\[51\]](#).

The time step is given by the equality case of (3.7), i.e.,

$$\Delta t = \frac{1}{2} \frac{\Delta x}{\max_i \lambda_{i+\frac{1}{2}}}.$$

The parameter Λ in the eigenvalue estimate (3.6) is also used when computing the time step. Unless otherwise mentioned, it is set to 1.

4.1. Accuracy of the numerical schemes

To verify the experimental order of convergence (EOC) of the numerical scheme, we study an exact solution for the Euler equations with gravity (2.1) taken from [\[25\]](#), which is a variation of the test

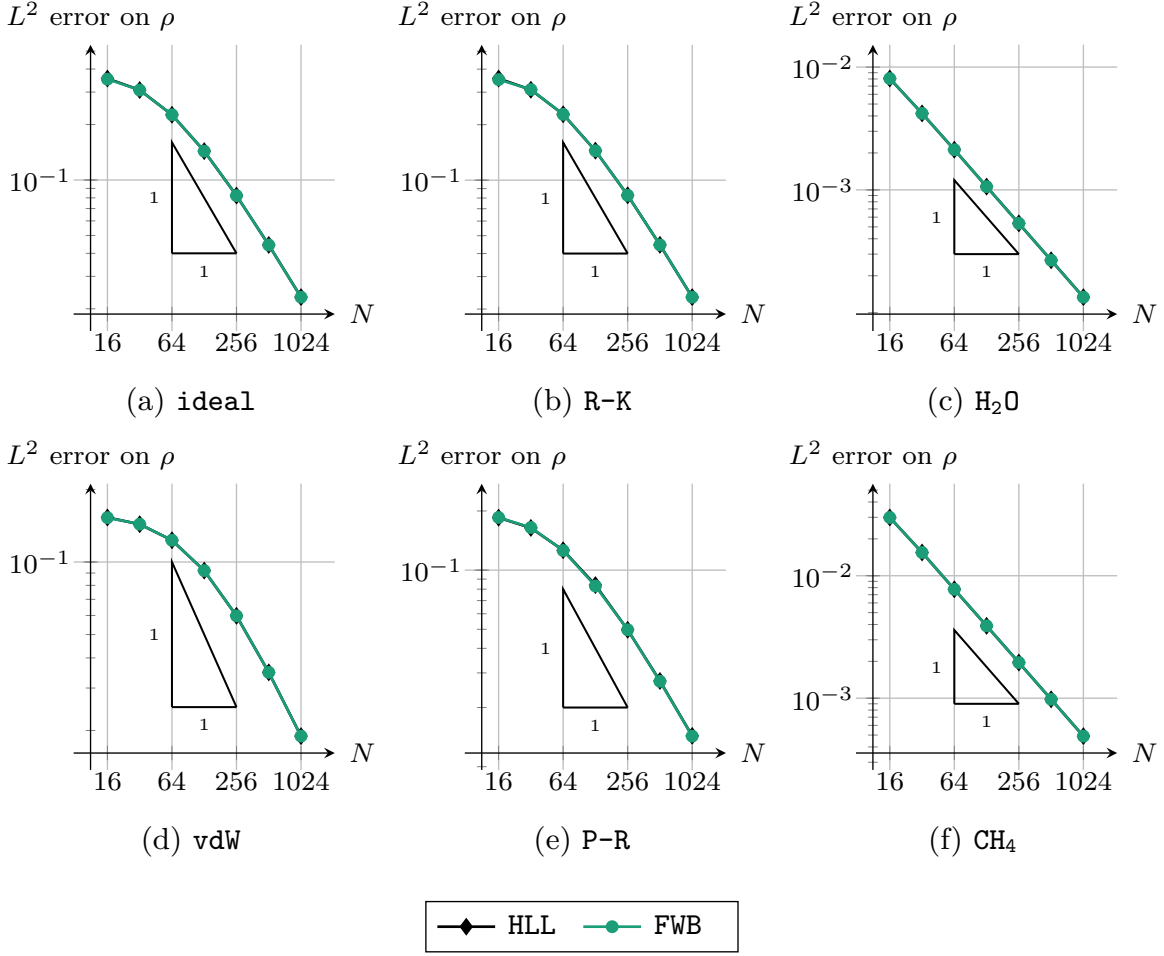


Figure 3: Experimental order of convergence and L^2 errors between the exact solution (4.2) and its approximation by the HLL and FWB schemes, for each of the six EOSs under consideration.

introduced in [13]. The analytical solution, with constant velocity u_0 , is given by

$$\begin{cases} \rho(x, t) = \rho_0 (1 + A \sin(k\pi(x - u_0 t))), \\ u(x, t) = u_0, \\ p(x, t) = p_0 - \rho_0 \left((x - u_0 t) - \frac{A}{k\pi} \cos(k\pi(x - u_0 t)) \right). \end{cases} \quad (4.2)$$

We take $k = 4$, which yields a highly oscillatory solution. The other parameters are given in Table 4 with respect to each used EOS. Indeed, since all EOSs have different domains of validity, the parameters differ for each EOS. This test case is designed for a linear potential $\varphi(x) = x$. The simulation is carried out on the computational domain $\Omega = [0, 1]$, on seven grids with $N = 16 \cdot 2^j$ cells, where $j \in \{0, \dots, 6\}$ with exact boundary conditions. The final time is $t_f = 10^{-5}$ s for both tabulated EOSs, and $t_f = 0.5$ s for the other four EOSs. This discrepancy between final times, which will be repeated in the following test cases, is due to the different scales in wave speeds between the tabulated EOSs and the other ones. Namely, the tabulated EOSs have a much higher speed of sound than the analytical ones, which leads to a faster propagation of waves.

In [Figure 3](#), the L^2 errors are depicted with respect to the number of discretization cells. We recover the expected EOC for the FWB scheme independently of the considered EOS. Moreover, we note that, as expected, the results are very close to the reference HLL approximation on this unsteady case.

4.2. Assessment of the well-balanced property

The main motivation behind the construction of well-balanced schemes in general lies in the resolution of small perturbations around equilibria using coarse meshes. Applying a non-well-balanced scheme on those computational conditions easily leads to huge background errors stemming from the low resolution of the equilibrium state which makes the numerical solution unusable. Thus, capturing in particular delicate perturbations would require a substantial grid refinement to reduce the truncation error and make the perturbations visible.

The next three sets of test cases therefore concern the performance of the novel fully well-balanced solvers on such flows on coarse grids. The first one validates the exact preservation of a moving steady solution, whereas the subsequent two are dedicated to studying perturbations of such equilibria.

The equilibrium solution is computed from the triplet (q_0, s_0, H_0) given, with respect to each EOS, in [Table 5](#). In all cases, the computational domain is $\Omega = [0, 1]$ and the gravitational potential is given by (4.1). The final times, for each experiment, are reported in [Table 6](#) which differ for each EOS due to different flow regimes inflicted by initial condition and EOS.

EOS	$q_0 \left[\frac{\text{kg}}{\text{m}^2 \text{s}} \right]$	$s_0 \left[\frac{\text{J}}{\text{K}} \right]$	$H_0 \left[\frac{\text{m}^2}{\text{s}^2} \right]$
ideal	1	1	5
vdW	2.5	-3.0	55.0
R-K	1	-2.5	12.5
P-R	5	-2	20
H ₂ O	10^5	$6.7 \cdot 10^2$	$2.1 \cdot 10^5$
CH ₄	10^5	-80	$2.5 \cdot 10^4$

Table 5: Values of the constant discharge q_0 , entropy s_0 and specific total enthalpy H_0 for the moving equilibrium test cases from [Section 4.2](#).

EOS	$t_f [\text{s}]$, Section 4.2.1	$t_f [\text{s}]$, Section 4.2.2	$t_f [\text{s}]$, Section 4.2.3
ideal	1.5	0.05	0.72
vdW	1.5	0.02	0.72
R-K	1.5	0.05	0.72
P-R	0.1	10^{-3}	1.34
H ₂ O	10^{-4}	10^{-4}	$7.2 \cdot 10^{-4}$
CH ₄	$2 \cdot 10^{-3}$	10^{-4}	$7.2 \cdot 10^{-4}$

Table 6: Values of the final time t_f for the moving equilibrium test cases from [Section 4.2](#).

		HLL	FWB
ideal	ρ	$3.94 \cdot 10^{-3}$	$2.30 \cdot 10^{-15}$
	q	$3.38 \cdot 10^{-5}$	$1.03 \cdot 10^{-16}$
	E	$3.38 \cdot 10^{-5}$	$1.03 \cdot 10^{-16}$
vdW	ρ	$3.97 \cdot 10^{-5}$	$7.02 \cdot 10^{-16}$
	q	$6.29 \cdot 10^{-7}$	$4.40 \cdot 10^{-17}$
	E	$2.18 \cdot 10^{-6}$	$1.74 \cdot 10^{-16}$
R-K	ρ	$2.15 \cdot 10^{-4}$	$2.19 \cdot 10^{-15}$
	q	$8.76 \cdot 10^{-6}$	$9.79 \cdot 10^{-17}$
	E	$2.87 \cdot 10^{-5}$	$3.44 \cdot 10^{-16}$
P-R	ρ	$9.83 \cdot 10^{-5}$	$1.95 \cdot 10^{-14}$
	q	$4.40 \cdot 10^{-5}$	$3.83 \cdot 10^{-15}$
	E	$2.68 \cdot 10^{-5}$	$1.14 \cdot 10^{-14}$
H ₂ O	ρ	$1.13 \cdot 10^{-5}$	$5.52 \cdot 10^{-14}$
	q	$8.07 \cdot 10^{-7}$	$4.67 \cdot 10^{-14}$
	E	$1.16 \cdot 10^{-5}$	$1.09 \cdot 10^{-13}$
CH ₄	ρ	$5.40 \cdot 10^{-6}$	$1.46 \cdot 10^{-15}$
	q	$5.11 \cdot 10^{-5}$	$1.70 \cdot 10^{-13}$
	E	$1.13 \cdot 10^{-4}$	$4.68 \cdot 10^{-14}$

Table 7: Well-balanced test case from [Section 4.2](#): L^2 errors on the density, the momentum and the total energy, reported for each of the six EOSs.

4.2.1. Preservation of a moving steady solution

To numerically verify the well-balanced property of the schemes, we first compute the time evolution of the equilibrium solution with nonzero velocity. We take 50 discretization cells, and apply exact boundary conditions. We expect the solution to remain exact, up to machine precision, when using our fully well-balanced scheme.

The L^2 errors at time $t = t_f$ are given in [Table 7](#). All well-balanced schemes are able to preserve the moving equilibrium up to machine precision for all considered EOS, whereas the classical HLL scheme [\[28\]](#) yields quite large errors. This verifies and illustrates the ability of the new well-balanced solvers to capture moving equilibria up to machine precision for general EOS.

4.2.2. Gaussian perturbation of a moving steady solution

Next, we consider a Gaussian perturbation of a moving equilibrium. This is a standard test case whose purpose is to verify that underlying equilibrium does not inflict spurious errors in the perturbation. The computational domain is discretized using 50 cells, with inhomogeneous Dirichlet boundary conditions corresponding to the exact, unperturbed steady solution. From the triplet (q_0, s_0, H_0) reported in [Table 5](#), we compute the equilibrium state $(\rho_{\text{eq}}, u_{\text{eq}}, p_{\text{eq}})$. Then, the initial density and velocity are set to $\rho(x, 0) = \rho_{\text{eq}}(x)$ and $u(x, 0) = u_{\text{eq}}$, while a small perturbation is added to the pressure, i.e.,

$$p(x, 0) = p_{\text{eq}}(x) \left(1 + \nu \exp \left(-100 \left(x - \frac{1}{2} \right)^2 \right) \right).$$

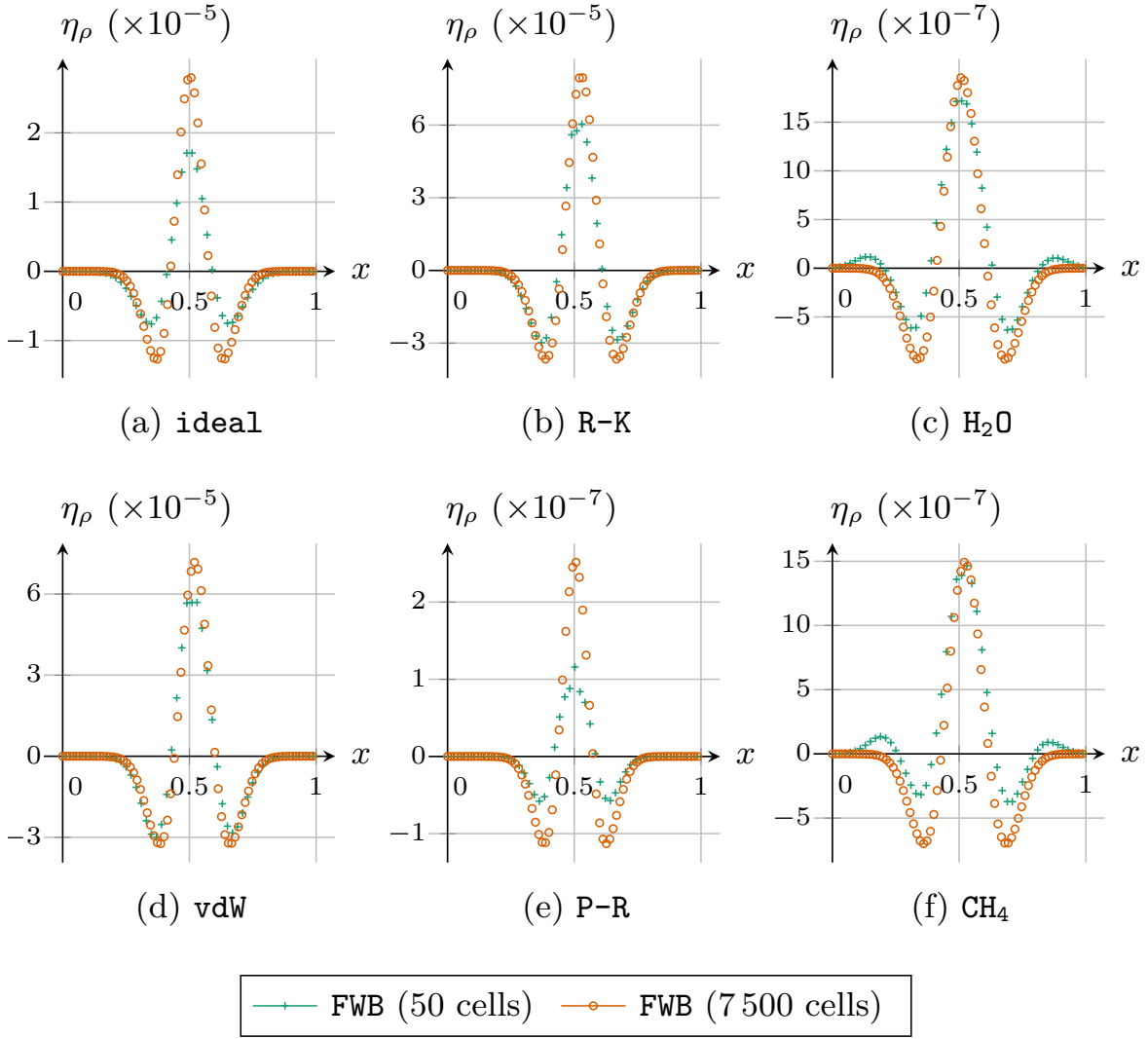


Figure 4: Perturbation of equilibrium state, described in [Section 4.2.2](#): Relative density difference $\eta_\rho = (\rho_{\text{eq}}(x) - \rho) / \rho_{\text{eq}}(x)$ with respect to the equilibrium density $\rho_{\text{eq}}(x)$, where ρ is obtained by the FWB scheme with a mesh made of 50 and 7500 discretization cells, using the six EOSs under consideration.

The parameter ν denotes the amplitude of the initial perturbation, and is set to $\nu = 10^{-4}$. Different choices of ν yield similar numerical results and are thus omitted. In this section and the following one, reference solutions are provided by running the proposed scheme with a fine mesh (made of 7500 cells). The perturbations are too small to be captured by traditional, non-well-balanced numerical schemes, thus a reference with the non-well-balanced HLL scheme is omitted.

In [Figure 4](#) we plot the relative density perturbation $\eta_\rho = (\rho_{\text{eq}}(x) - \rho) / \rho_{\text{eq}}$, scaled with respect to the background equilibrium $\rho_{\text{eq}}(x)$, at the final time $t = t_f$. The considered times guarantee that the waves triggered by the perturbation are still contained inside the computational domain. The perturbations for all considered EOS are well-captured and no spurious errors are introduced from the background equilibrium.

4.2.3. Sinusoidal perturbation of a moving steady solution

Another test case of interest consists in a moving steady solution perturbed by a wave created by a time-dependent boundary condition and propagating into the computational domain. Similar set-ups

EOS	ν	κ [Hz]	Λ
ideal	10^{-8}	8	1.5
vdW	10^{-8}	16	2.5
R-K	10^{-8}	16	1.5
P-R	10^{-10}	16	1.5
H ₂ O	10^{-5}	$16 \cdot 10^3$	1.1
CH ₄	$5 \cdot 10^{-6}$	$16 \cdot 10^3$	1.1

Table 8: Steady solution perturbed at the boundary: required values of the parameters. The values of the perturbation constants are reported, alongside the final time and value of the wave speed factor Λ .

can be found in [52], motivated by the study of wave propagation in stellar atmospheres. Here, we consider the same moving equilibrium as above, described by (q_0, s_0, H_0) in Table 5. The computational domain contains 512 cells. The finer mesh is motivated by the highly oscillatory perturbation and visualization purposes. The perturbation is applied onto the momentum as a right (left for P-R) boundary condition. It is given for $t > 0$ by

$$q(x_0, t) = q_0(1 + \nu \sin(\kappa\pi t)). \quad (4.3)$$

Therein ν denotes the amplitude of the perturbation and κ its frequency and $x_0 \in \{0, 1\}$ corresponds to the excited boundary condition. Moreover, $q_0 > 0$ is the steady momentum reported in Table 5 for each EOS respectively, and so the flow travels from left to right. Based on the same motivation as in the test cases above, these parameters are chosen differently for each EOS and summarized in Table 8. The parameter x_0 is taken equal to 1 to perturb the right boundary, except for the P-R EOS where we take $x_0 = 0$. Indeed, for the P-R EOS, all waves travel towards the right. Therefore, perturbing the left boundary for the P-R EOS allows us to observe the waves propagating through the computational domain. For the other five EOSs, waves travel in both directions, and thus we perturb the right boundary to observe the waves going upwind with respect to the flow direction. The simulation is stopped as the perturbation reaches the opposite boundary of the computational domain. Due to the different initial conditions and configurations of the EOSs, the final time t_f differs and is reported in Table 6.

The relative difference between numerical results and the moving equilibrium are given in Figure 5. Note that we have modified the factor Λ in the wave speed estimate, to introduce some additional numerical viscosity to stabilize the numerical scheme, see Table 8. These changes are marginal and are necessary since the wave speed estimates (3.6) with $\Lambda = 1$ may violate the stability conditions, as per [50].

We observe that the perturbations remain well-resolved for all considered EOS despite being of orders around 10^{-9} in some cases. Note that, for the P-R EOS, the pressure perturbation is displayed instead of the velocity perturbation. This is due to the steady state being supercritical, and thus the perturbations in u quickly leave the domain, while the acoustic waves remain visible as pressure perturbations. As expected, they are captured more accurately as the mesh is refined. For every EOS, a factor two in mesh refinement leads to a factor two in the captured wave amplitude. We want to stress that the positions of the perturbations match on the coarse and on the fine grid.

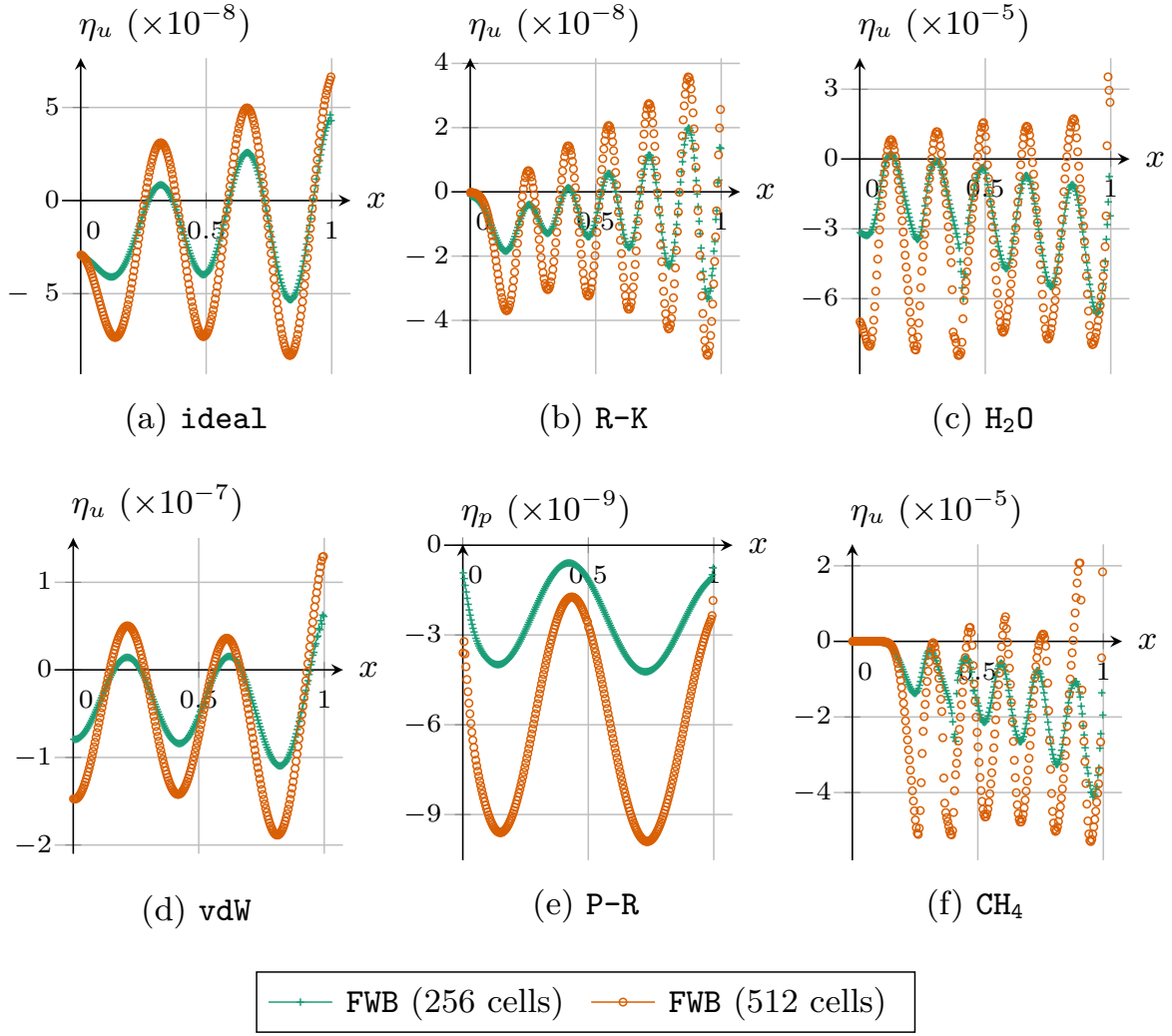


Figure 5: Boundary perturbation of equilibrium state, described in [Section 4.2.3](#): Relative velocity perturbation $\eta_u = (u_{\text{eq}}(x) - u)/u_{\text{eq}}(x)$ or relative pressure perturbation $\eta_p = (p_{\text{eq}}(x) - p)/p_{\text{eq}}(x)$, with respect to the equilibrium velocity $u_{\text{eq}}(x)$ or pressure $p_{\text{eq}}(x)$ respectively, where u or p are obtained by the FWB scheme with either 256 or 512 cells, using the six EOSs under consideration.

4.3. Riemann Problems

As a final series of test cases, we consider three Riemann Problems (RPs), two classical ones for the Euler equations without a source term, and one in presence of a gravitational field, far from an equilibrium.

In all these cases, the space domain is $\Omega = [0, 1]$, and we prescribe homogeneous Neumann boundary conditions. Moreover, the initial condition takes the form of a Riemann problem, i.e.,

$$W(x, 0) = \begin{cases} W_L & \text{if } x < x_0, \\ W_R & \text{if } x \geq x_0, \end{cases}$$

with the jump position $x_0 = 0.5$. The left and right states depend on the problem under consideration. In each case, we take two grids, consisting of 75 and 750 cells, respectively, to assess grid convergence.

Furthermore, we verify the entropy stability. Namely, since we are in a closed domain, and the waves do not reach the boundaries, summing the discrete entropy inequality [\(3.14\)](#) over the space

EOS		$\rho \left[\frac{\text{kg}}{\text{m}^3} \right]$	$u \left[\frac{\text{m}}{\text{s}} \right]$	$p \text{ [Pa]}$	$t_f \text{ [s]}$
ideal	L	1	0	1	0.1644
	R	0.125	0	0.1	
vdW	L	1	0	1	0.1644
	R	0.125	0	0.1	
R-K	L	1.5	0	1.25	0.25
	R	0.5	0	0.75	
P-R	L	1.5	0	1.5	0.25
	R	0.35	0	0.15	
H ₂ O	L	996	0	10 ⁶	$2 \cdot 10^{-4}$
	R	998	0	10 ⁵	
CH ₄	L	422	0	10 ⁷	$2 \cdot 10^{-4}$
	R	424	0	10 ⁵	

Table 9: Initial conditions for the Sod-like Riemann problems. Initial states left (L) and right (R) are reported for density, velocity and pressure as well as the final time t_f .

domain yields

$$\sum_{i=1}^N \rho_i^{n+1} \eta(s_i^{n+1}) \leq \sum_{i=1}^N \rho_i^n \eta(s_i^n), \quad \text{i.e.,} \quad \sum_{i=1}^N U_i^{n+1} \leq \sum_{i=1}^N U_i^n,$$

with $U = \rho \eta(s(W))$ being the mathematical entropy. This allows us to chart the entropy decay by displaying the sequence

$$(U^n)_{n \geq 0} = \left(\sum_{i=1}^N U_i^n - \sum_{i=1}^N U_i^0 \right)_{n \geq 0}$$

in time, which should be decreasing according to the (discrete) entropy inequality. We compute the mathematical entropy exemplarily by using three increasing and convex functions $\eta(s)$, namely,

$$\eta_1(s) = e^s, \quad \eta_2(s) = \ln(1 + e^s), \quad \eta_3(s) = s + \sqrt{1 + s^2}.$$

In practice, we compute $\eta(s/s_{\max})$, where s_{\max} is the maximum value of s in the simulation. This helps to avoid scaling issues, especially for the tabulated EOSs, where the entropy is large enough for the computation of e^s to result in an overflow.

4.3.1. Homogeneous case

We first consider RPs without the influence of the gravitational field, i.e. we set $\varphi = 0$. Note that, for the vdW EOS, we set $a_0 = 2 \text{ m}^6/\text{kg}^2$ and $b = 0.5 \text{ m}^3 \text{ kg}^{-1}$, to have solutions closer to the **ideal** EOS, and to check the impact of this more complex EOS on classical RPs.

We first consider a set of Sod-like RPs, whose left and right states are given for each EOS in [Table 9](#). The numerical results for ρ , u and p are given in [Figures 6 to 8](#), respectively. We remark that the FWB

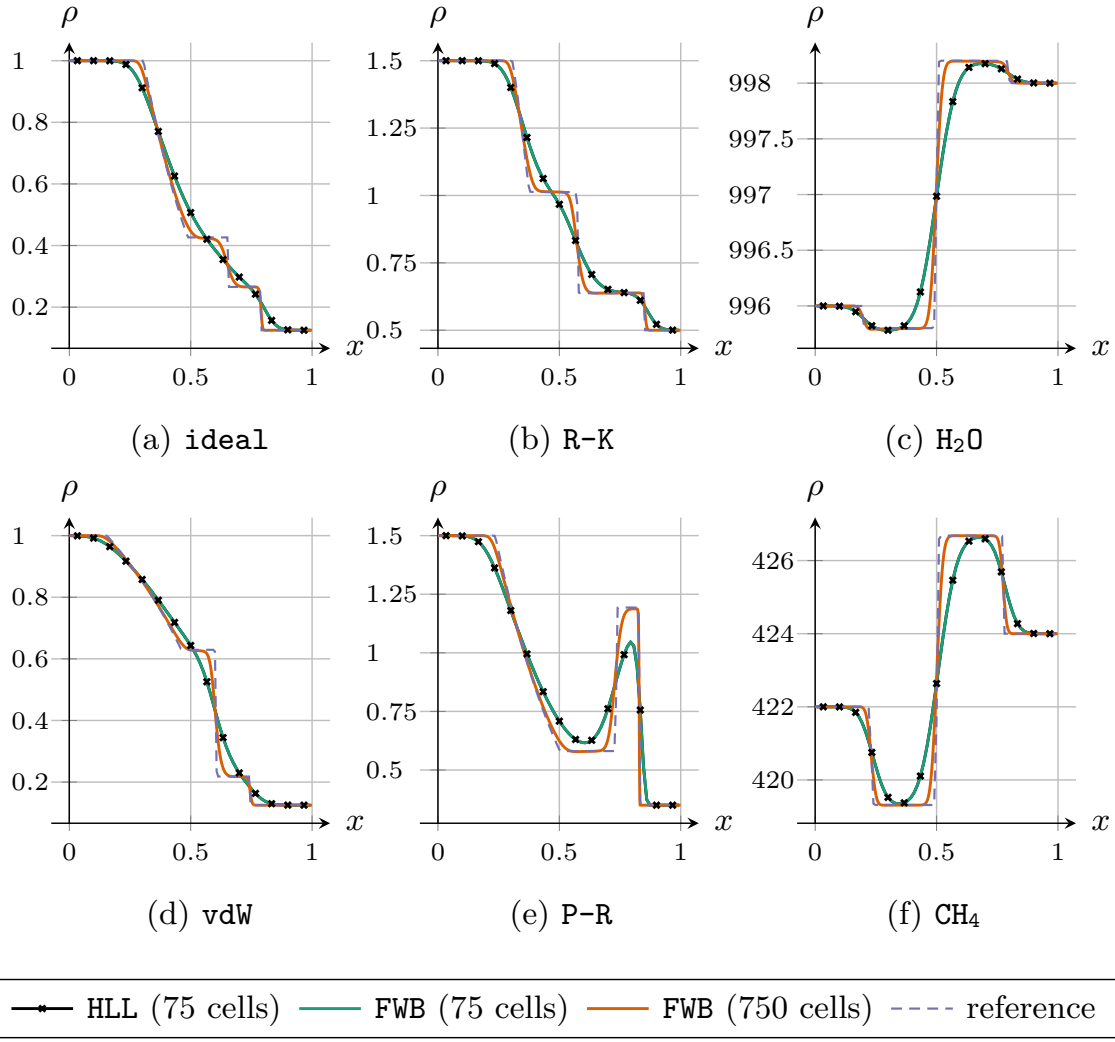


Figure 6: Sod-like Riemann Problems: Density ρ at final time for the six EOSs, obtained with the HLL and FWB schemes, against a reference solution. For each EOS, the final time, as well as the left and right states, are reported in [Table 9](#).

scheme is able to correctly determine the shock position and amplitude independently of the applied EOS. The numerical results are compared against a reference solution obtained with the classical HLL scheme [28] using 7500 cells. We observe a good agreement with the reference solution. Note, however, that the contact discontinuity has been quite diffused in the H_2O case (sub-figures (c)). This leads to a perturbation of the plateau in the velocity profile. In all cases, we observe that the results obtained with HLL and FWB are superimposed. This is due to $\varphi = 0$ where both schemes are essentially the same. Moreover, the FWB scheme with 750 cells (orange curves) provides, as expected, a better resolution of the reference solution than its counterpart with 75 cells (green curves). Moreover, we report in [Figure 9](#) the entropy decay for the FWB scheme with 75 cells. The total mathematical entropy $U = \rho\eta(s(W))$ is indeed decreasing over time, for each of the three choices of η and the six EOSs.

We then turn to a double rarefaction, whose initial data for all EOS in terms of a Riemann problem are given by

$$\rho_L = \rho_R = \rho_0, \quad q_L = -q_0, \quad q_R = q_0, \quad p_L = p_R = p_0. \quad (4.4)$$

The initial data are detailed in [Table 10](#). This is a challenging problem, as it can lead to a near-vacuum state in the center of the domain. The results are displayed for the density in [Figure 10](#) at the final

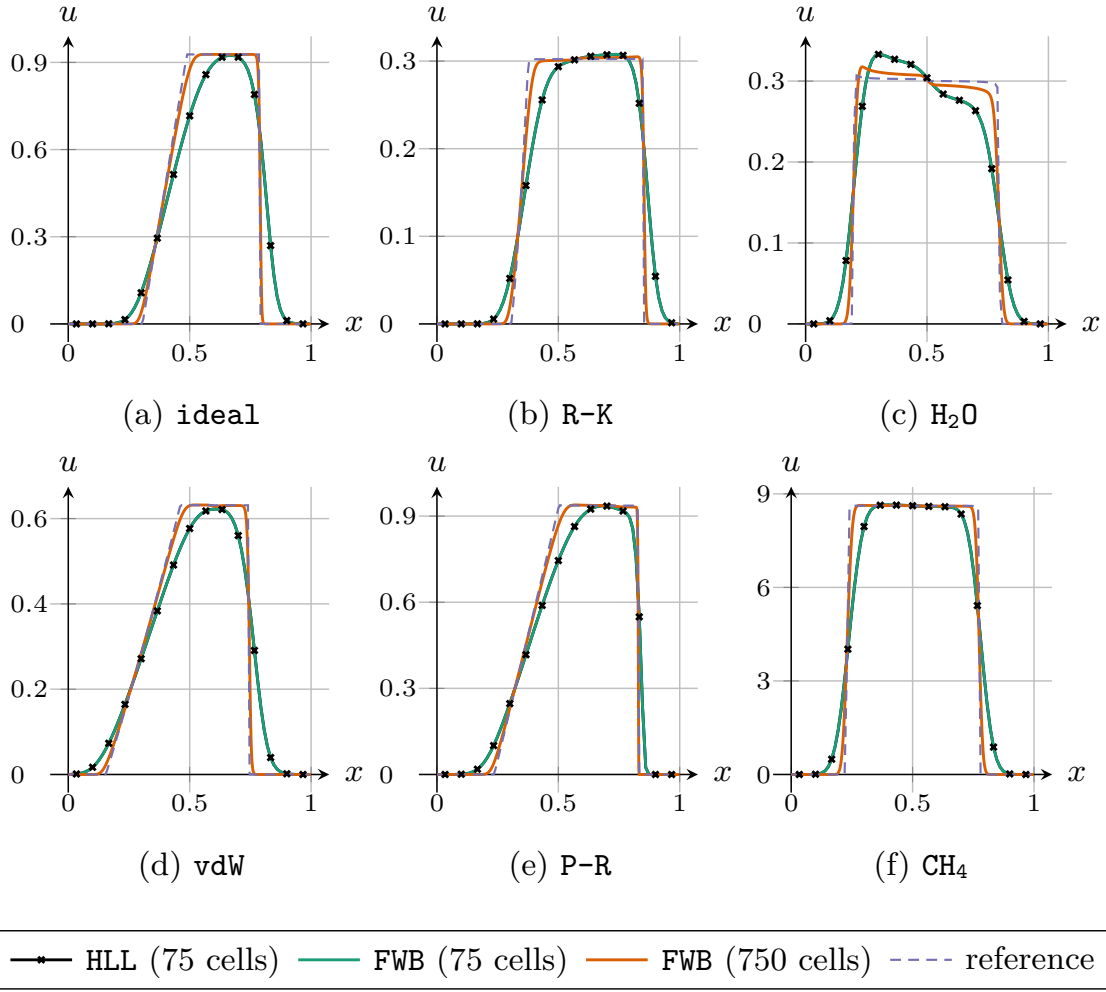


Figure 7: Sod-like Riemann Problems: Velocity u at final time for the six EOSs, obtained with the HLL and FWB schemes, against a reference solution. For each EOS, the final time, as well as the left and right states, are reported in Table 9.

times reported in Table 10. A similar behavior is obtained for the pressure. However, due to the similarity in the results, we have omitted the pressure plots. Despite the fact that ρ and p are very close to zero in the center of the domain, see e.g. the *ideal*, *vdW* or *CH₄* EOS, no negative values of ρ and p are observed nor the simulation had to be stopped. The entropy decay for the FWB scheme with 75 cells is displayed in Figure 11. We indeed observe that the discrete entropy inequality is satisfied for all choices of η and all EOSs. The numerical results for the FWB scheme are compared against a reference solution obtained with the classical HLL solver [28] using 7500 cells.

4.3.2. Riemann problem in a gravitational field

The last Riemann problem is a Sod-like problem in the presence of the gravitational potential given by

$$\varphi(x) = \begin{cases} \frac{\varphi_0}{4} \exp\left(1 - \frac{1}{1 - (4x - 2)^2}\right) & \text{if } \left|x - \frac{1}{2}\right| < \frac{1}{4}, \\ 0 & \text{otherwise.} \end{cases}$$

This compactly supported potential is used to make sure that the domain is closed, to observe the entropy decay. The initial data are given in steady variables q , s and H , and are reported in Table 11,

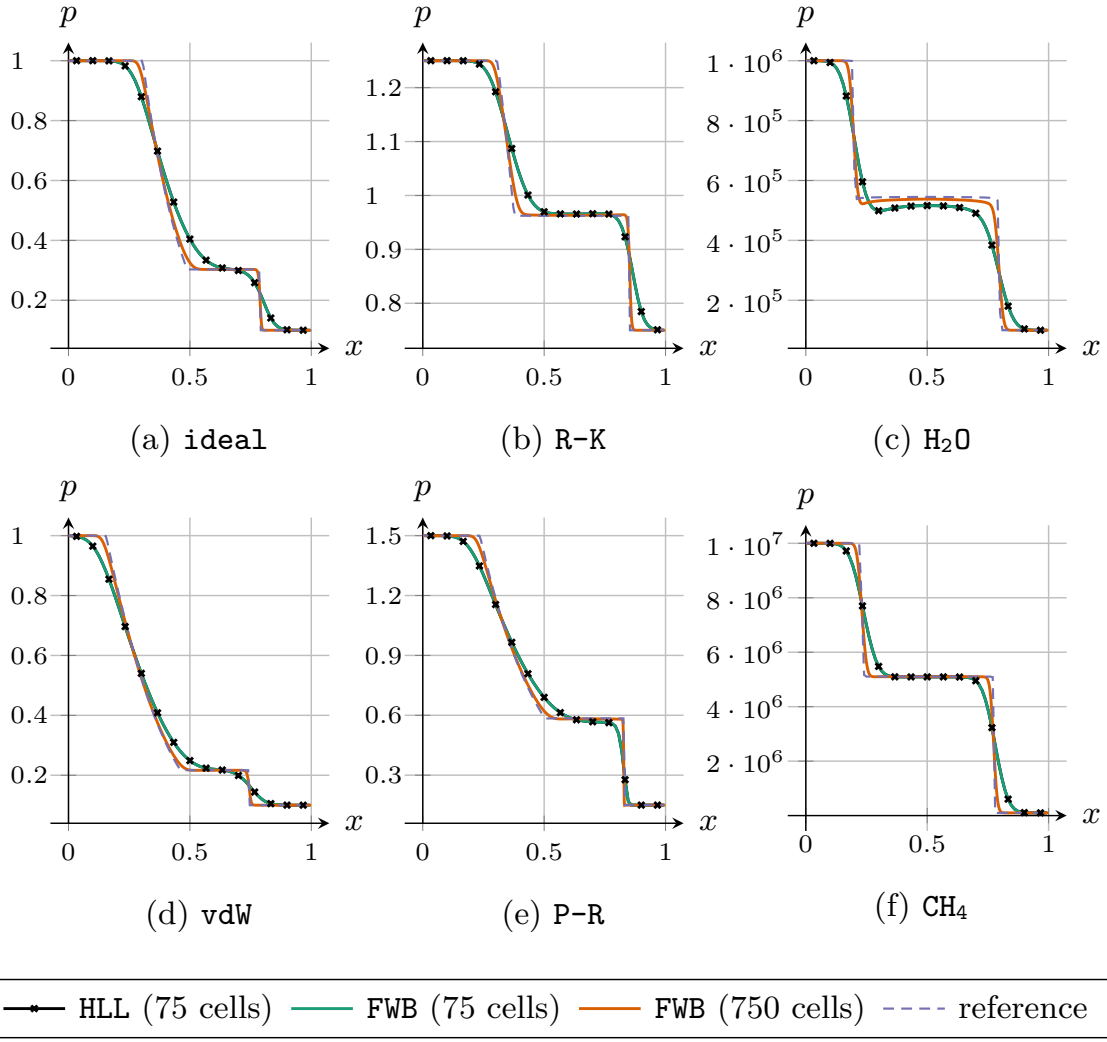


Figure 8: Sod-like Riemann Problems: Pressure p at final time for the six EOSs, obtained with the HLL and FWB schemes, against a reference solution. For each EOS, the final time, as well as the left and right states, are reported in [Table 9](#).

EOS	$\rho_0 \left[\frac{\text{kg}}{\text{m}^3} \right]$	$q_0 \left[\frac{\text{kg}}{\text{m}^2 \text{s}} \right]$	$p_0 \text{ [Pa]}$	$t_f \text{ [s]}$
ideal	1	10/3	1	0.075
vdW	1	10/3	1	0.065
R-K	1	1.8	1	0.125
P-R	1	1.5	1	0.125
H ₂ O	997.05	59.9	101 325	$1.75 \cdot 10^{-4}$
CH ₄	0.657	1789	101 325	10^{-4}

Table 10: Initial conditions for the double rarefaction Riemann problems. The initial density, momentum and pressure is reported, as well as the final time t_f , for each EOS.

alongside the final time t_f , for each EOS. Note that, for the P-R EOS, we set the initial jump position to $x_0 = 0.8$, since all waves travel towards the left of the domain. The equilibrium variables are displayed in [Figures 12 to 14](#). We observe that the solution generated by the new well-balanced FWB

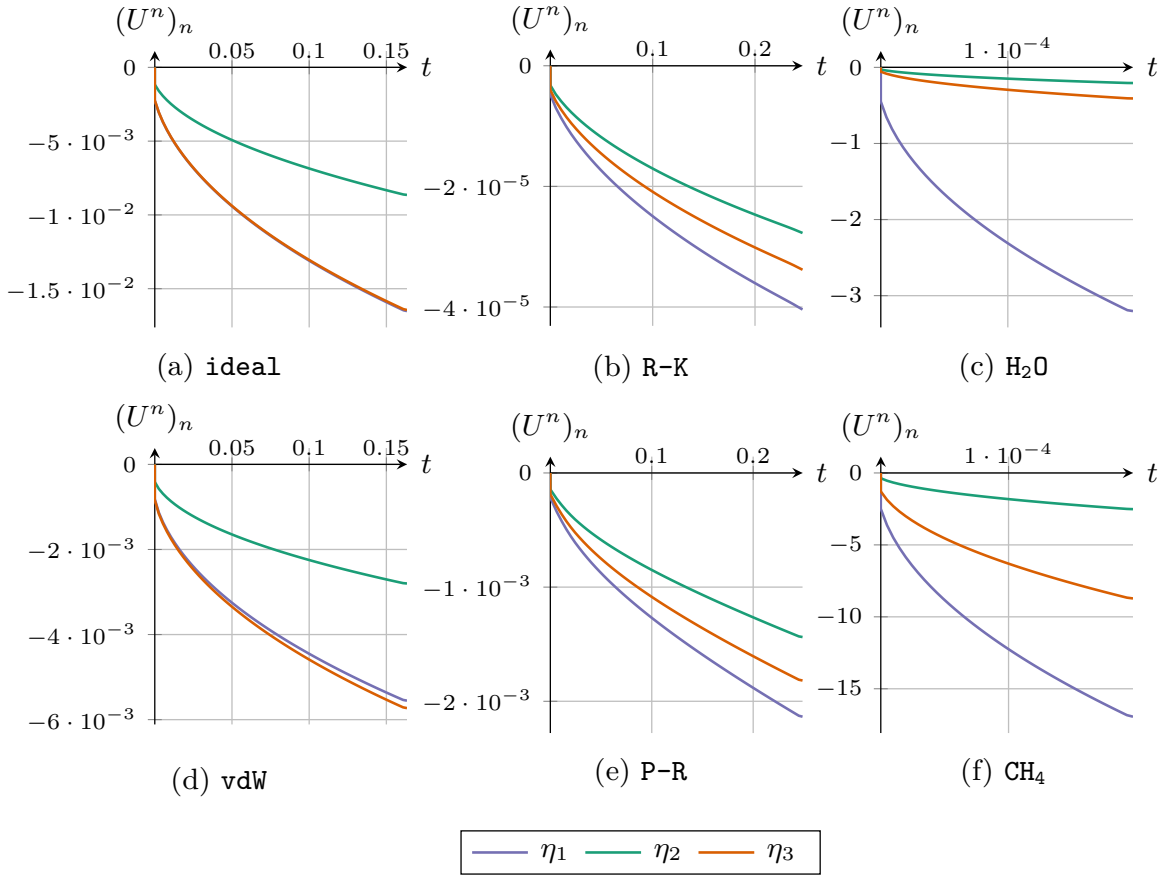


Figure 9: Sod-like Riemann Problems: Entropy decay over time for the FWB scheme with 75 cells, for the six EOSs.

scheme accurately captures the arising shock and rarefaction waves. The entropy decay, displayed in Figure 15, shows that the scheme also respects the discrete entropy inequality. The numerical results are compared against a reference solution obtained with the classical HLL scheme with a centered discretization of the source terms on 7500 cells. We also compare our results to the classical HLL scheme on a coarse mesh. This time, the curves are not superimposed, due to the difference in source term treatment. Most notably, we observe that the FWB is able to capture plateaux and waves in a more accurate way than the HLL scheme. This is confirmed by comparing the FWB scheme on a coarse mesh (green curves) to its counterpart on a fine mesh (orange curves). In the latter case, the plateaux are sharper and the waves are better resolved.

5. Conclusions

In this paper, we derived a new numerical scheme to approximate weak solutions of the Euler equations with a gravitational source term with general equations of state which can be given analytically or tabulated. The presented Godunov-type finite volume scheme is based on an approximate Riemann solver composed of two intermediate states. It is constructed such that the scheme is consistent, fully well-balanced and preserves the positivity of the density. Moreover, if the system is equipped with a convex entropy and an associated entropy inequality holds, the scheme is entropy-stable and the positivity of thermodynamic variables is ensured. The proof of these properties are summarized in Theorem 3.11. The results presented in this work are an extension of the fully well-balanced scheme for the ideal gas law detailed in Berthon et al. [1]. The theoretical findings are validated numerically

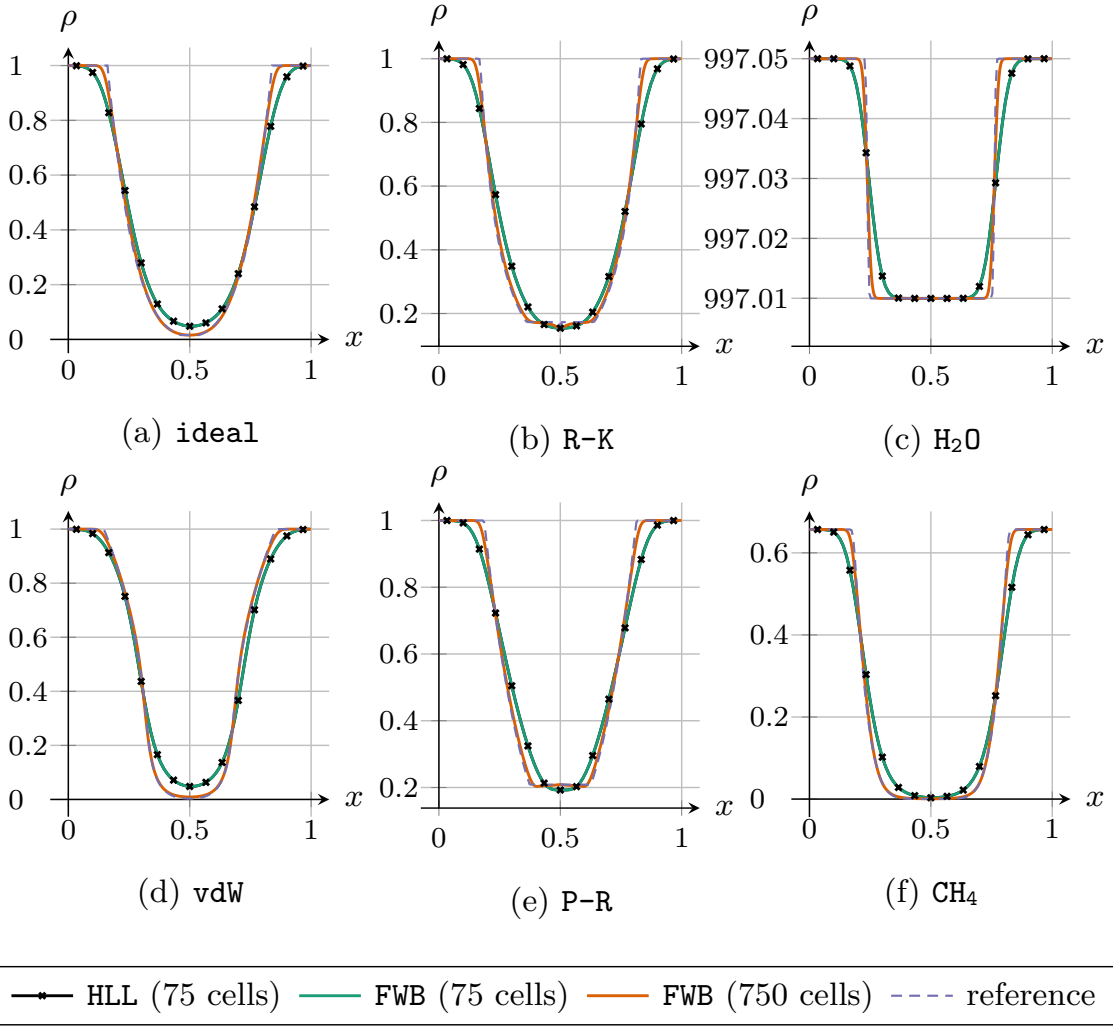


Figure 10: Double rarefaction Riemann Problems: Density ρ at final time for the six EOSs, obtained with the HLL and FWB schemes, against a reference solution. For each EOS, the final time, as well as the initial condition, are reported in [Table 10](#).

by computing moving equilibrium solutions as well as the propagation of perturbations and Riemann Problems using three different analytically given equations of states as well as two tabulated equations of state based on the `CoolProp` library [45]. A natural extension of this work would be to consider high-order schemes. This may be done by straightforward applying several strategies, such as the ones from e.g. [21, 22, 23].

Acknowledgments

V. Michel-Dansac extends his thanks to ANR-22-CE25-0017 OptiTrust. The SHARK-FV conference has greatly contributed to this work. We would like to thank the anonymous referees whose remarks and comments have greatly contributed to the quality of the manuscript.

References

- [1] C. Berthon, V. Michel-Dansac, A. Thomann, Towards a fully well-balanced and entropy-stable scheme for the Euler equations with gravity: preserving isentropic steady solutions, *Math. Com-*

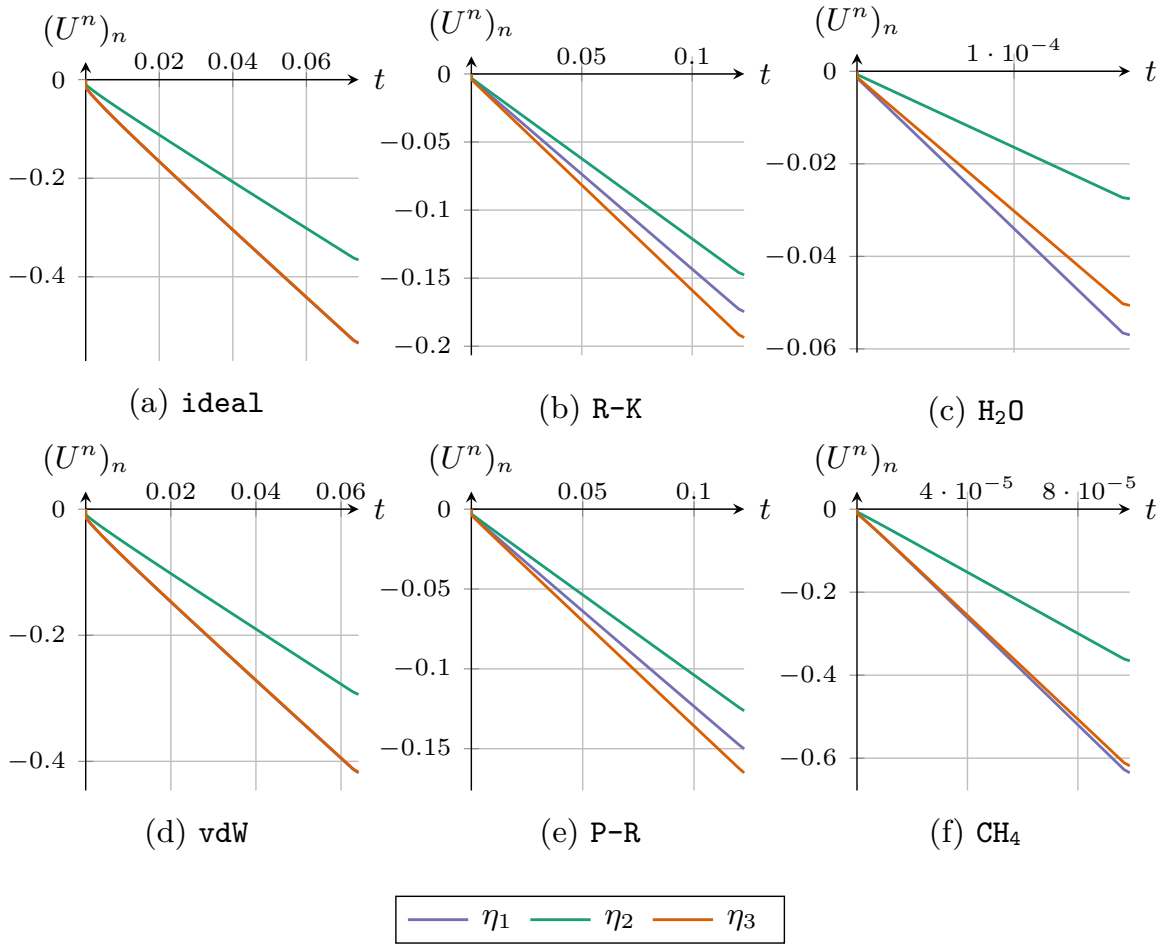


Figure 11: Double rarefaction Riemann Problems: Entropy decay over time for the FWB scheme with 75 cells, for the six EOSs.

put. (2025). doi:[10.1090/mcom/4088](https://doi.org/10.1090/mcom/4088).

- [2] P. Cargo, A.-Y. Le Roux, Un schéma équilibre adapté au modèle d'atmosphère avec termes de gravité, C. R. Acad. Sci., Paris, Sér. I 318 (1994) 73–76. URL: <https://pascal-francis.inist.fr/vibad/index.php?action=getRecordDetail&idt=3409510>.
- [3] R. J. LeVeque, D. S. Bale, Wave propagation methods for conservation laws with source terms, in: R. Jeltsch, M. Fey (Eds.), *Hyperbolic Problems: Theory, Numerics, Applications*, volume 130 of *International Series of Numerical Mathematics*, Birkhäuser Basel, 1999, pp. 609–618. doi:[10.1007/978-3-0348-8724-3_12](https://doi.org/10.1007/978-3-0348-8724-3_12).
- [4] E. Audusse, F. Bouchut, M.-O. Bristeau, R. Klein, B. Perthame, A fast and stable well-balanced scheme with hydrostatic reconstruction for shallow water flows, *SIAM J. Sci. Comput.* 25 (2004) 2050–2065. doi:[10.1137/S1064827503431090](https://doi.org/10.1137/S1064827503431090).
- [5] C. Parés, M. Castro, On the well-balance property of Roe's method for nonconservative hyperbolic systems. Applications to shallow-water systems, *M2AN Math. Model. Numer. Anal.* 38 (2004) 821–852. URL: <http://dx.doi.org/10.1051/m2an:2004041>. doi:[10.1051/m2an:2004041](https://doi.org/10.1051/m2an:2004041).

EOS		$q \left[\frac{\text{kg}}{\text{m}^2 \text{s}} \right]$	$s \left[\frac{\text{J}}{\text{K}} \right]$	$H \text{ [J]}$	$t_f \text{ [s]}$
ideal	L	1	0.3	6	0.15
	R		0.5		
vdW	L	1	-3.25	60	0.05
	R		-3		
R-K	L	2	-2.85	25	0.09
	R		-2.7		
P-R	L	-4	-2	25	0.075
	R		-3		
H ₂ O	L	$4 \cdot 10^4$	900	$4 \cdot 10^5$	$2 \cdot 10^{-4}$
	R		1200		
CH ₄	L	$1 \cdot 10^5$	-95	$3.5 \cdot 10^4$	$1.8 \cdot 10^{-4}$
	R		-20		

Table 11: Initial conditions for the Sod-like Riemann problems in a gravitational field. Initial states left (L) and right (R) are reported for momentum q , specific entropy s and specific total enthalpy H ; the final time t_f is also reported.

- [6] Y. Xing, X. Zhang, C.-W. Shu, Positivity-preserving high order well-balanced discontinuous Galerkin methods for the shallow water equations, *Adv. Water Resour.* 33 (2010) 1476–1493. URL: <http://www.sciencedirect.com/science/article/pii/S0309170810001491>. doi:10.1016/j.advwatres.2010.08.005.
- [7] C. Berthon, F. Foucher, Efficient well-balanced hydrostatic upwind schemes for shallow-water equations, *J. Comput. Phys.* 231 (2012) 4993–5015. URL: <http://www.sciencedirect.com/science/article/pii/S0021999112001453>.
- [8] G. Chen, S. Noelle, A new hydrostatic reconstruction scheme based on subcell reconstructions, *SIAM J. Numer. Anal.* 55 (2017) 758–784.
- [9] C. Caballero-Cárdenas, M. J. Castro, T. M. de Luna, M. L. Muñoz-Ruiz, Implicit and implicit-explicit Lagrange-projection finite volume schemes exactly well-balanced for 1D shallow water system, *Appl. Math. Comput.* 443 (2023) 127784. doi:10.1016/j.amc.2022.127784.
- [10] E. Gaburro, M. J. Castro, M. Dumbser, Well-balanced Arbitrary-Lagrangian-Eulerian finite volume schemes on moving nonconforming meshes for the Euler equations of gas dynamics with gravity, *Mon. Not. R. Astron. Soc.* 477 (2018) 2251–2275. doi:10.1093/mnras/sty542.
- [11] G. Li, Y. Xing, Well-balanced discontinuous Galerkin methods with hydrostatic reconstruction for the Euler equations with gravitation, *J. Comput. Phys.* 352 (2018) 445–462. doi:10.1016/j.jcp.2017.09.063.
- [12] J. P. Berberich, R. Käppeli, P. Chandrashekar, C. Klingenberg, High Order Discretely Well-

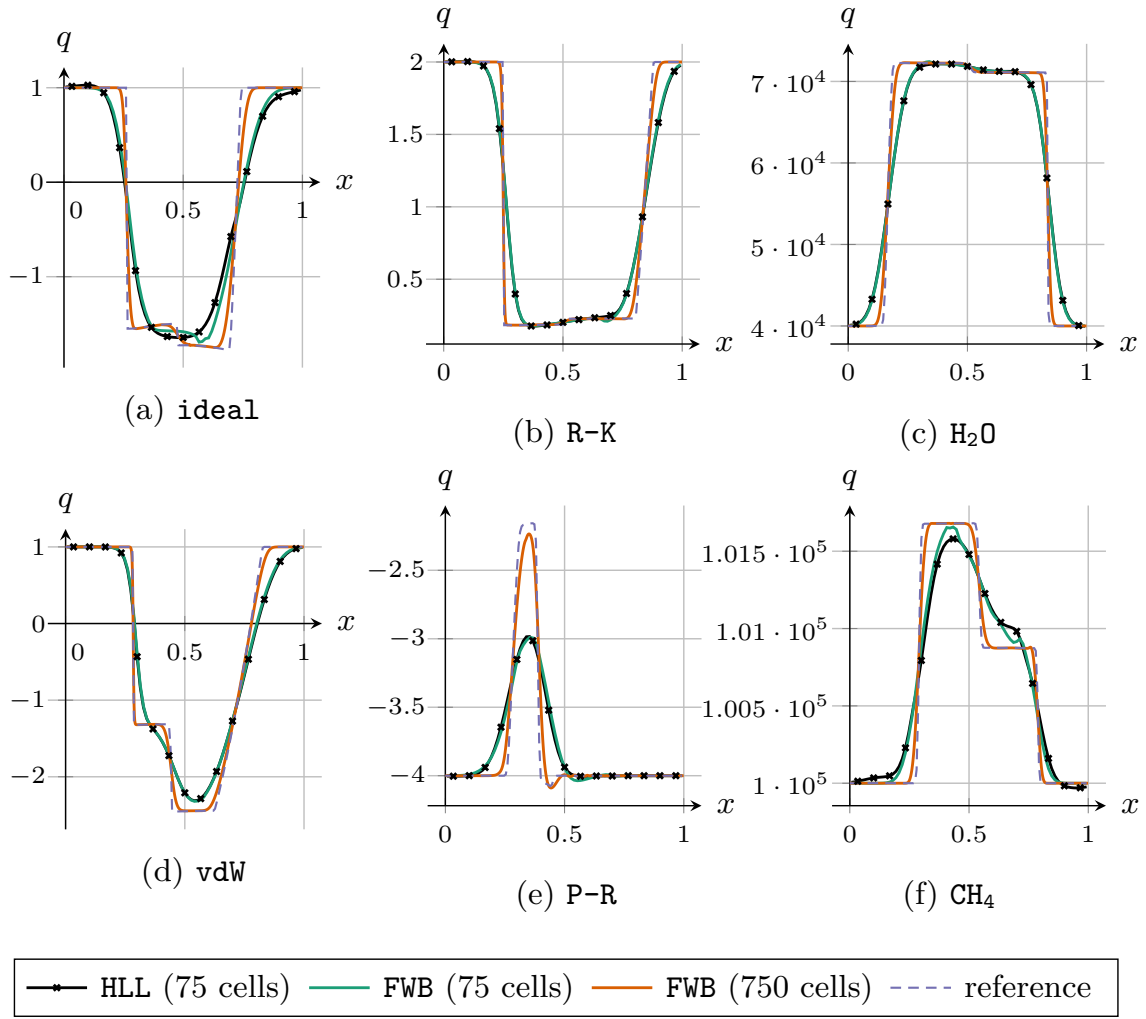


Figure 12: Sod-like Riemann Problems in a gravitational field: Momentum q at final time for the six EOSs, obtained with the HLL and FWB schemes, against a reference solution. For each EOS, the final time, as well as the left and right states, are reported in Table 11.

Balanced Methods for Arbitrary Hydrostatic Atmospheres, Commun. Comput. Phys. 30 (2021) 666–708. doi:[10.4208/cicp.oa-2020-0153](https://doi.org/10.4208/cicp.oa-2020-0153).

- [13] Y. Xing, C.-W. Shu, High Order Well-Balanced WENO Scheme for the Gas Dynamics Equations Under Gravitational Fields, J. Sci. Comput. 54 (2012) 645–662. doi:[10.1007/s10915-012-9585-8](https://doi.org/10.1007/s10915-012-9585-8).
- [14] R. Käppeli, S. Mishra, Well-balanced schemes for the Euler equations with gravitation, J. Comput. Phys. 259 (2014) 199–219. doi:[10.1016/j.jcp.2013.11.028](https://doi.org/10.1016/j.jcp.2013.11.028).
- [15] R. Käppeli, Well-balanced methods for computational astrophysics, Living Reviews in Computational Astrophysics 8 (2022). doi:[10.1007/s41115-022-00014-6](https://doi.org/10.1007/s41115-022-00014-6).
- [16] Y. Mantri, P. Öffner, M. Ricchiuto, Fully well-balanced entropy controlled discontinuous Galerkin spectral element method for shallow water flows: Global flux quadrature and cell entropy correction, J. Comput. Phys. 498 (2024) 112673. doi:[10.1016/j.jcp.2023.112673](https://doi.org/10.1016/j.jcp.2023.112673).
- [17] M. J. Castro, A. Pardo Milanés, C. Parés, Well-balanced numerical schemes based on a generalized

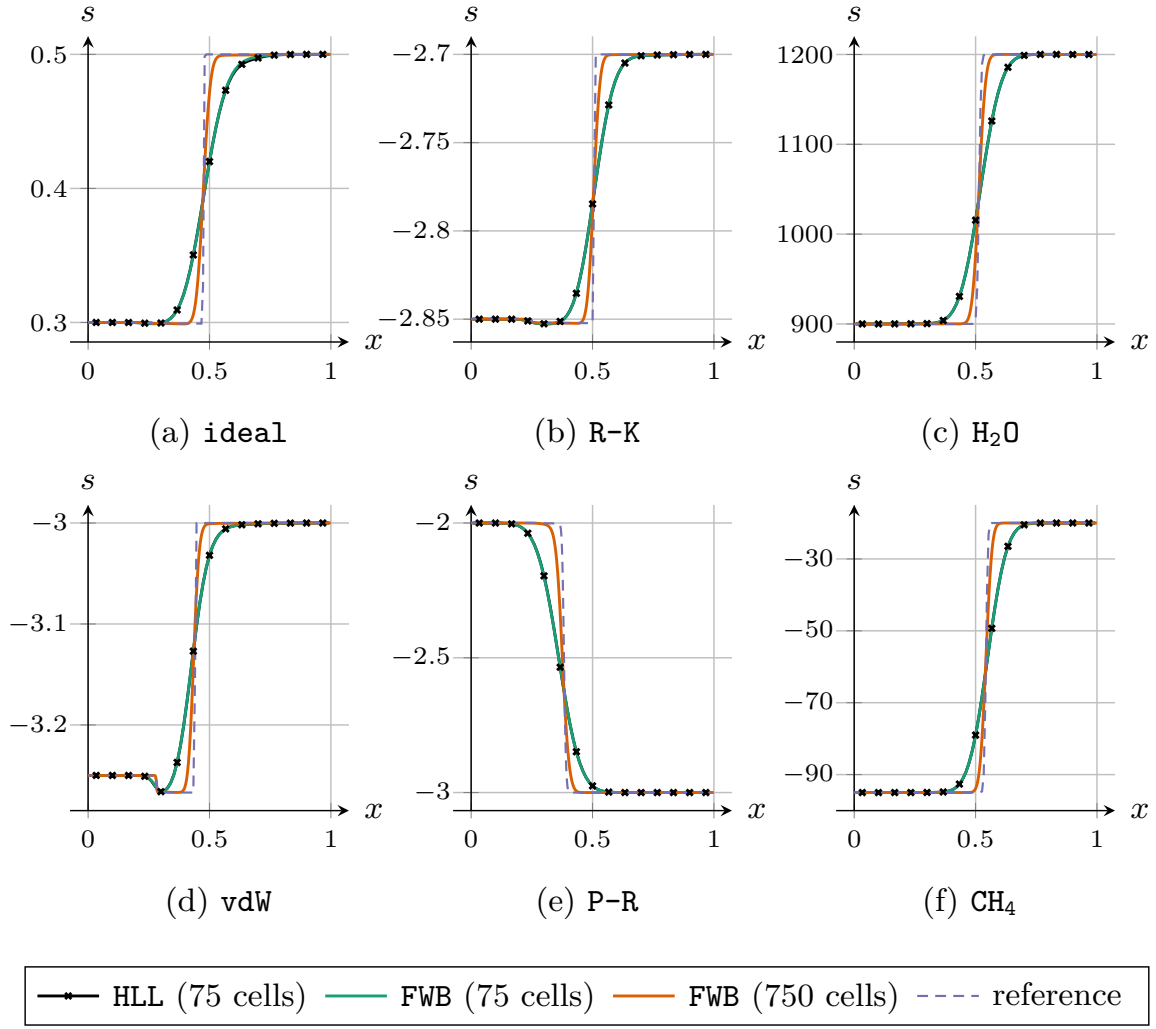


Figure 13: Sod-like Riemann Problems in a gravitational field: Specific entropy s at final time for the six EOSs, obtained with the HLL and FWB schemes, against a reference solution. For each EOS, the final time, as well as the left and right states, are reported in Table 11.

hydrostatic reconstruction technique, Math. Models Methods Appl. Sci. 17 (2007) 2055–2113. doi:[10.1142/S021820250700256X](https://doi.org/10.1142/S021820250700256X).

- [18] S. Noelle, Y. Xing, C.-W. Shu, High-order well-balanced finite volume WENO schemes for shallow water equation with moving water, J. Comput. Phys. 226 (2007) 29–58. doi:[10.1016/j.jcp.2007.03.031](https://doi.org/10.1016/j.jcp.2007.03.031).
- [19] V. Michel-Dansac, C. Berthon, S. Clain, F. Foucher, A well-balanced scheme for the shallow-water equations with topography, Comput. Math. Appl. 72 (2016) 568–593. doi:[10.1016/j.camwa.2016.05.015](https://doi.org/10.1016/j.camwa.2016.05.015).
- [20] I. Gómez-Bueno, M. J. C. Díaz, C. Parés, G. Russo, Collocation Methods for High-Order Well-Balanced Methods for Systems of Balance Laws, Mathematics 9 (2021) 1799. doi:[10.3390/math9151799](https://doi.org/10.3390/math9151799).
- [21] M. J. Castro, C. Parés, Well-Balanced High-Order Finite Volume Methods for Systems of Balance Laws, J. Sci. Comput. 82 (2020). doi:[10.1007/s10915-020-01149-5](https://doi.org/10.1007/s10915-020-01149-5).

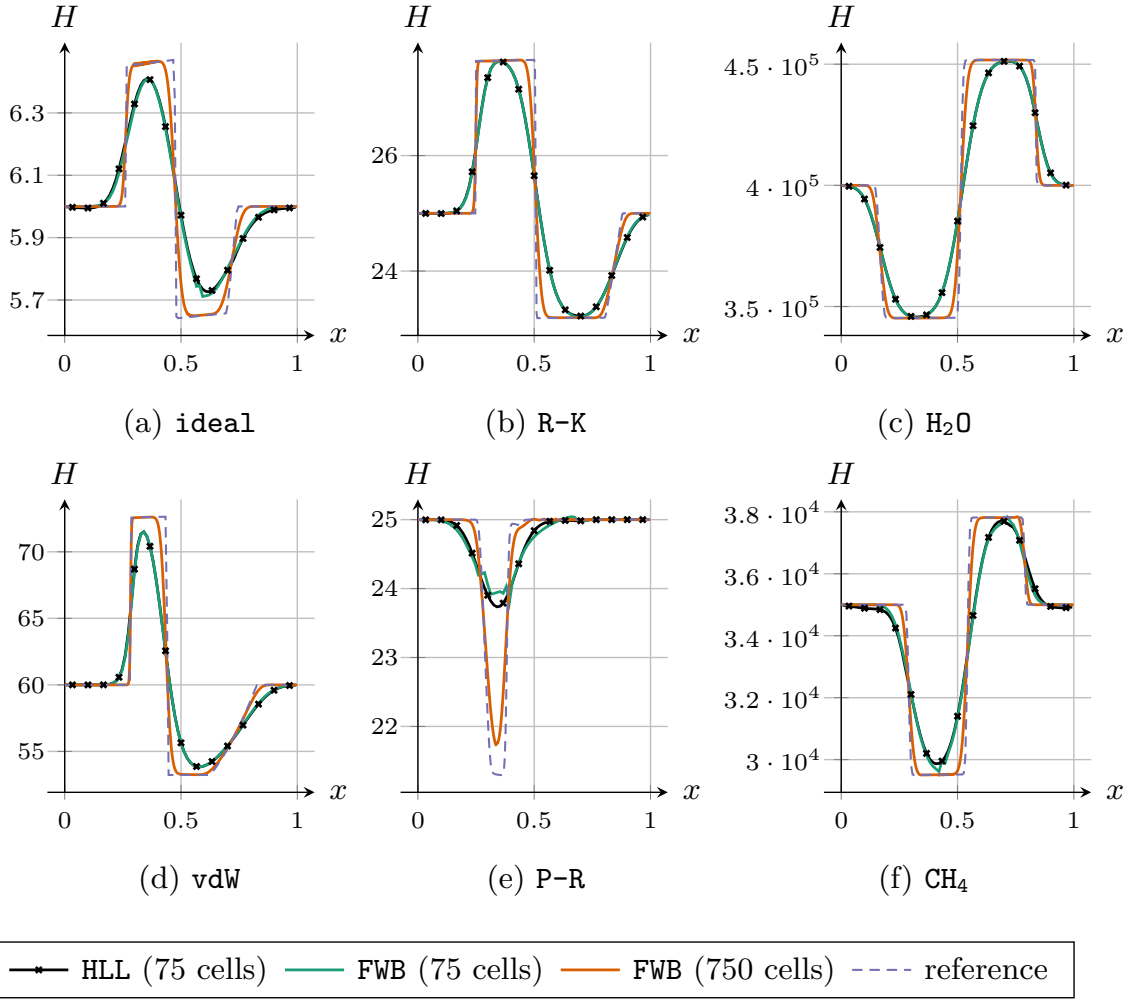


Figure 14: Sod-like Riemann Problems in a gravitational field: Specific total enthalpy H at final time for the six EOSs, obtained with the HLL and FWB schemes, against a reference solution. For each EOS, the final time, as well as the left and right states, are reported in Table 11.

- [22] J. P. Berberich, P. Chandrashekar, C. Klingenberg, High order well-balanced finite volume methods for multi-dimensional systems of hyperbolic balance laws, *Comput. & Fluids* 219 (2021) 104858. URL: <https://doi.org/10.1016/j.compfluid.2021.104858>. doi:10.1016/j.compfluid.2021.104858.
- [23] C. Berthon, S. Bulteau, F. Foucher, M. M'Baye, V. Michel-Dansac, A Very Easy High-Order Well-Balanced Reconstruction for Hyperbolic Systems with Source Terms, *SIAM J. Sci. Comput.* 44 (2022) A2506–A2535. doi:10.1137/21m1429230.
- [24] E. Franck, V. Michel-Dansac, L. Navoret, Approximately well-balanced Discontinuous Galerkin methods using bases enriched with Physics-Informed Neural Networks, *J. Comput. Phys.* 512 (2024) 113144. doi:10.1016/j.jcp.2024.113144.
- [25] C. Klingenberg, G. Puppo, M. Semplice, Arbitrary Order Finite Volume Well-Balanced Schemes for the Euler Equations with Gravity, *SIAM J. Sci. Comput.* 41 (2019) A695–A721. doi:10.1137/18m1196704.

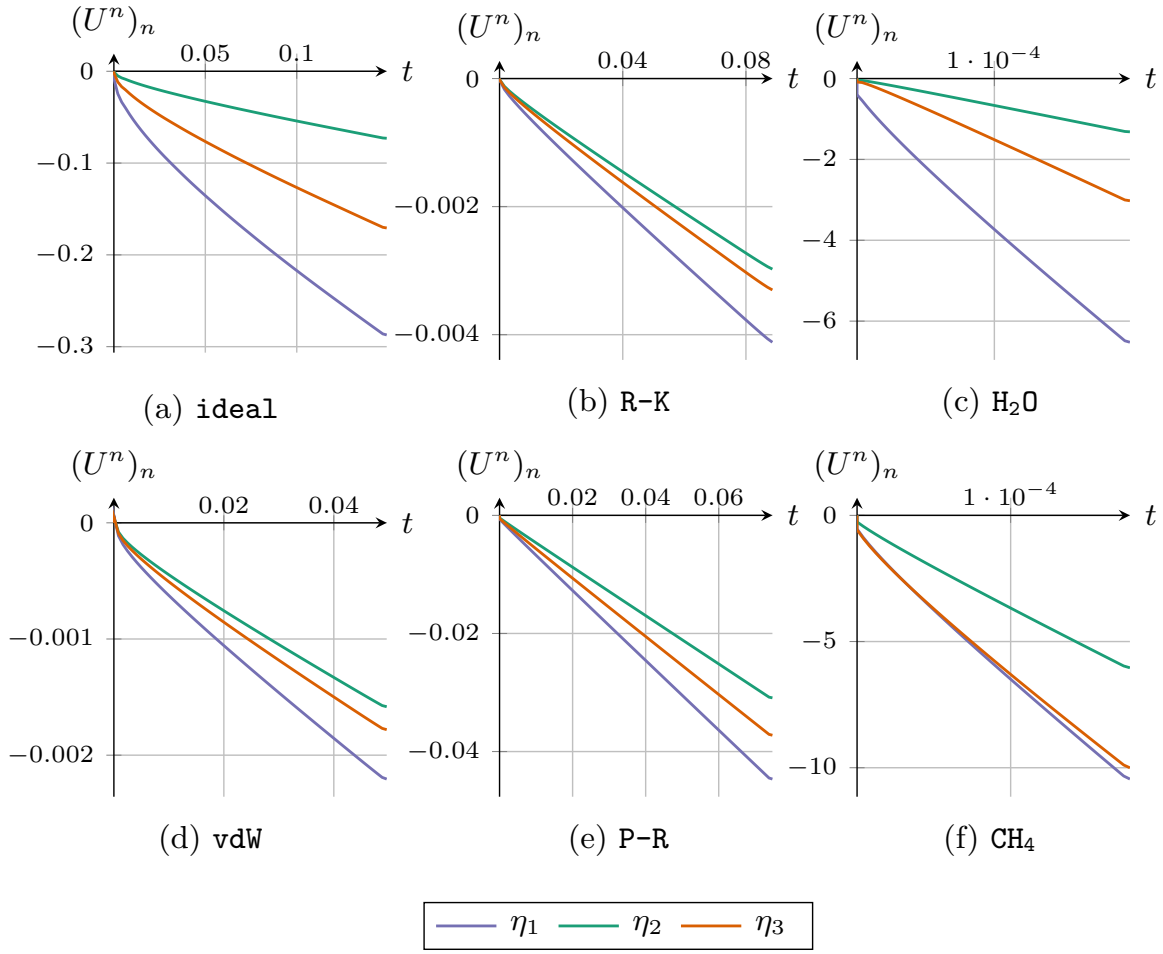


Figure 15: Sod-like Riemann Problems in a gravitational field: Entropy decay over time for the FWB scheme with 75 cells, for the six EOSs.

- [26] E. Tadmor, A minimum entropy principle in the gas dynamics equations, *Appl. Numer. Math.* 2 (1986) 211–219. doi:[10.1016/0168-9274\(86\)90029-2](https://doi.org/10.1016/0168-9274(86)90029-2).
- [27] E. Tadmor, Entropy stability theory for difference approximations of nonlinear conservation laws and related time-dependent problems, *Acta Numer.* 12 (2003) 451–512. doi:[10.1017/s0962492902000156](https://doi.org/10.1017/s0962492902000156).
- [28] A. Harten, P. D. Lax, B. van Leer, On upstream differencing and Godunov-type schemes for hyperbolic conservation laws, *SIAM Rev.* 25 (1983) 35–61. doi:[10.1137/1025002](https://doi.org/10.1137/1025002).
- [29] C. Chalons, J.-F. Coulombel, Relaxation approximation of the Euler equations, *J. Math. Anal. Appl.* 348 (2008) 872–893.
- [30] U. S. Fjordholm, S. Mishra, E. Tadmor, Arbitrarily High-order Accurate Entropy Stable Essentially Nonoscillatory Schemes for Systems of Conservation Laws, *SIAM Journal on Numerical Analysis* 50 (2012) 544–573. doi:[10.1137/110836961](https://doi.org/10.1137/110836961).
- [31] D. Ray, P. Chandrashekar, U. S. Fjordholm, S. Mishra, Entropy Stable Scheme on Two-Dimensional Unstructured Grids for Euler Equations, *Communications in Computational Physics* 19 (2016) 1111–1140. doi:[10.4208/cicp.scpde14.43s](https://doi.org/10.4208/cicp.scpde14.43s).

- [32] J. P. Berberich, C. Klingenberg, Entropy Stable Numerical Fluxes for Compressible Euler Equations Which Are Suitable for All Mach Numbers, Springer International Publishing, 2021, pp. 177–192. doi:[10.1007/978-3-030-72850-2_8](https://doi.org/10.1007/978-3-030-72850-2_8).
- [33] L. Martaud, Global entropy stability for a class of unlimited second-order schemes for 2D hyperbolic systems of conservation laws on unstructured meshes, *J. Comput. Phys.* 487 (2023) 112176. doi:[10.1016/j.jcp.2023.112176](https://doi.org/10.1016/j.jcp.2023.112176).
- [34] V. Desveaux, M. Zenk, C. Berthon, C. Klingenberg, A well-balanced scheme to capture non-explicit steady states in the Euler equations with gravity, *Int. J. Numer. Methods Fluids* 81 (2016) 104–127. doi:[10.1002/flid.4177](https://doi.org/10.1002/flid.4177).
- [35] A. Thomann, M. Zenk, C. Klingenberg, A second-order positivity-preserving well-balanced finite volume scheme for Euler equations with gravity for arbitrary hydrostatic equilibria, *Int. J. Numer. Methods Fluids* 89 (2019) 465–482.
- [36] L. Grosheintz-Laval, R. Käppeli, Well-balanced finite volume schemes for nearly steady adiabatic flows, *J. Comput. Phys.* 423 (2020) 109805. doi:[10.1016/j.jcp.2020.109805](https://doi.org/10.1016/j.jcp.2020.109805).
- [37] D. Varma, P. Chandrashekar, A second-order, discretely well-balanced finite volume scheme for Euler equations with gravity, *Comput. & Fluids* 281 (2019) 292–313. URL: <http://www.sciencedirect.com/science/article/pii/S0045793019300271>. doi:[10.1016/j.compfluid.2019.02.003](https://doi.org/10.1016/j.compfluid.2019.02.003).
- [38] R. J. LeVeque, Finite volume methods for hyperbolic problems, Cambridge Texts in Applied Mathematics, Cambridge University Press, Cambridge, 2002. doi:[10.1017/cbo9780511791253](https://doi.org/10.1017/cbo9780511791253).
- [39] L. Galgani, A. Scotti, Remarks on convexity of thermodynamic functions, *Physica* 40 (1968) 150–152. doi:[10.1016/0031-8914\(68\)90127-4](https://doi.org/10.1016/0031-8914(68)90127-4).
- [40] H. B. Callen, Thermodynamics and an Introduction to Thermostatistics, John Wiley & Sons, New York, 1985.
- [41] J. D. Van Der Waals, Doctoral dissertation, Leiden, Holland (1873).
- [42] E. F. Toro, Riemann solvers and numerical methods for fluid dynamics, third ed., Springer-Verlag, Berlin, 2009. doi:[10.1007/b79761](https://doi.org/10.1007/b79761), a practical introduction.
- [43] O. Redlich, J. N. S. Kwong, On the thermodynamics of solutions. V. an equation of state. Fugacities of gaseous solutions., *Chem. Rev.* 44 (1949) 233–244. doi:[10.1021/cr60137a013](https://doi.org/10.1021/cr60137a013).
- [44] D.-Y. Peng, D. B. Robinson, A new two-constant equation of state, *Ind. Eng. Chem., Fundam.* 15 (1976) 59–64. doi:[10.1021/i160057a011](https://doi.org/10.1021/i160057a011).
- [45] I. H. Bell, J. Wronski, S. Quoilin, V. Lemort, Pure and pseudo-pure fluid thermophysical property evaluation and the open-source thermophysical property library coolprop, *Ind. Eng. Chem. Res.* 53 (2014) 2498–2508. URL: <http://pubs.acs.org/doi/abs/10.1021/ie4033999>. doi:[10.1021/ie4033999](https://doi.org/10.1021/ie4033999). arXiv:<http://pubs.acs.org/doi/pdf/10.1021/ie4033999>.
- [46] W. Wagner, A. Pruß, The IAPWS Formulation 1995 for the Thermodynamic Properties of Ordinary Water Substance for General and Scientific Use, *J. Phys. Chem. Ref. Data* 31 (2002) 387–535. doi:[10.1063/1.1461829](https://doi.org/10.1063/1.1461829).

- [47] U. Setzmann, W. Wagner, A New Equation of State and Tables of Thermodynamic Properties for Methane Covering the Range from the Melting Line to 625 K at Pressures up to 1000 MPa, *J. Phys. Chem. Ref. Data* 20 (1991) 1061–1155. doi:[10.1063/1.555898](https://doi.org/10.1063/1.555898).
- [48] F. Bouchut, Nonlinear stability of finite volume methods for hyperbolic conservation laws and well-balanced schemes for sources, *Frontiers in Mathematics*, Birkhäuser Verlag, Basel, 2004. doi:[10.1007/b93802](https://doi.org/10.1007/b93802).
- [49] E. F. Toro, M. Spruce, W. Speares, Restoration of the contact surface in the HLL-Riemann solver, *Shock waves* 4 (1994) 25–34.
- [50] E. F. Toro, L. O. Müller, A. Siviglia, Bounds for Wave Speeds in the Riemann Problem: Direct Theoretical Estimates, *Comput. Fluids* 209 (2020) 104640. doi:[10.1016/j.compfluid.2020.104640](https://doi.org/10.1016/j.compfluid.2020.104640).
- [51] A. Thomann, G. Puppo, C. Klingenberg, An all speed second order well-balanced IMEX relaxation scheme for the Euler equations with gravity, *J. Comput. Phys.* 420 (2020) 109723. URL: <http://www.sciencedirect.com/science/article/pii/S0021999120304976>. doi:[10.1016/j.jcp.2020.109723](https://doi.org/10.1016/j.jcp.2020.109723).
- [52] F. G. Fuchs, A. D. McMurry, S. Mishra, N. H. Risebro, K. Waagan, High order well-balanced finite volume schemes for simulating wave propagation in stratified magnetic atmospheres, *J. Comput. Phys.* 229 (2010) 4033–4058. doi:[10.1016/j.jcp.2010.01.038](https://doi.org/10.1016/j.jcp.2010.01.038).