

# Embedded Graph Reconstruction under Hausdorff Noise

Halley Fritze<sup>1</sup>, Sushovan Majhi<sup>2</sup>, Marissa Masden<sup>3</sup>, Atish Mitra<sup>4</sup>, and Michael Stickney<sup>5</sup>

<sup>1</sup>Department of Mathematics, University of Oregon, USA (hfritze@uoregon.edu)

<sup>2</sup>Data Science, George Washington University, USA (s.majhi@gwu.edu)

<sup>3</sup>Data Analytics, Computer Science, and Mathematics, University of Puget Sound, USA (mmasden@pugetsound.edu)

<sup>4</sup>Department of Mathematical Sciences, Montana Technological University, USA (amitra@mtech.edu)

<sup>5</sup>Montana Bureau of Mines and Geology, Montana Technological University, USA (mstickney@mtech.edu)

## ABSTRACT

Filamentary structures (topologically embedded graphs with a metric structure) are ubiquitous in science and engineering. A challenging problem in topological data analysis (TDA) is to reconstruct the topology and geometry of such an underlying (usually unknown) metric graph from possibly noisy data sampled around it. Reeb graphs have recently been successfully employed in abstract metric graph reconstruction under Gromov–Hausdorff noise: the sample is assumed to be metrically close to the ground truth. However, such a strong global density assumption is hardly achieved in applications, making the existing Reeb graph-based methods untractable. We relax the density assumption to give provable geometric reconstruction schemes, even when the sample is metrically close only locally. A very different yet more relevant paradigm focuses on the reconstruction of metric graphs—embedded in the Euclidean space—from Euclidean samples that are only Hausdorff-close. We further extend our methodologies to provide novel, provable guarantees for the successful geometric reconstruction of Euclidean graphs under the Hausdorff noise model. Our technique produces promising results in reconstructing earthquake plate tectonic boundaries from the global earthquake catalog.

## 1 Introduction

Modern technologies facilitate easy and fast acquisition of large-scale geometric data. In many real-world applications, data come from a metric graph or filamentary structure. While some of these graphs are *abstract*—e.g., sensor networks—other common applications involve samples around graphs embedded in some Euclidean space  $\mathbb{R}^d$ ; we call them an *embedded graph*. Examples include GPS traces around road networks or maps [3], earthquake shock data around fault lines and plate tectonic boundaries [1], and more. There is a real need to analyze the data to reconstruct the geometric properties of the underlying metric graph from the data, which is most often very noisy. The presence of noise in the data makes the reconstruction problem a computationally challenging problem in topological data analysis (TDA).

Filamentary structures are usually modeled as metric graphs. Informally, a *metric graph*  $(G, d_G)$  is a combinatorial graph  $(V, E)$  with the set of vertices  $V$  and set of edges  $E$ , along with a *length metric*  $d_G$  that makes  $G$  topologically equivalent to a 1-dimensional simplicial complex; see [4] for a formal definition. A sample around  $G$  is commonly modeled as a finite metric space  $(S, d_S)$ . Then, a neighborhood graph  $\mathcal{N}$  is computed at an appropriate scale as the input to the reconstruction algorithms. We choose to use the Vietoris–Rips graph  $\mathcal{R}_\eta(S)$  on the raw data  $S$  at a scale  $\eta$ , as defined in Section 3. In the following two most prevalent reconstruction settings, noise in the data is traditionally quantified by

1. **Abstract:** Gromov–Hausdorff distance (Def 2) between the abstract graph and a neighborhood graph  $\mathcal{N}$  built on the raw data at an appropriate scale, and

2. **Embedded:** Hausdorff distance (Def 1) in case  $G$  is embedded in  $\mathbb{R}^d$  and  $S \subset \mathbb{R}^d$  is a finite Euclidean subset equipped with the standard Euclidean norm  $\|\cdot\|$ .

The reconstruction of metric graphs—both abstract and embedded—has been well-studied in the literature; see for example [2, 6, 7, 8, 10, 11, 12]. Despite the existing reconstruction efforts for abstract graphs under the Gromov–Hausdorff setting, not many successful developments have surfaced to topologically and geometrically reconstruct embedded graphs from Euclidean samples that are only Hausdorff close to the ground truth. For embedded graphs, we particularly mention Majhi [11] for their technique using the Vietoris–Rips complexes. The resulting abstract simplicial complexes remain only topologically faithful, failing to produce a geometric graph as the *output* in the same ambient space. This paper primarily aims to mitigate such caveats, developing provable reconstruction schemes for embedded graphs from noisy samples under the Hausdorff distance.

**Motivation.** We are inspired by the recent pivotal success of Reeb graphs [5, 6, 8] in the reconstruction of abstract metric graphs geometrically. The motivation for this work is two-fold.

First, in the abstract setting, relax the Gromov–Hausdorff assumption to provide reconstruction guarantees from an  $(\epsilon, R)$ -approximate (Def 3) sample or neighborhood graph thereof. The Gromov–Hausdorff closeness dictates that the input neighborhood graph is metrically close to the ground truth  $G$ . In practical applications, this is, indeed, a very strong assumption. A more tenable assumption is that the built neighbor-

hood graph  $\mathcal{N}$  and  $G$  are metrically close only *locally*. The notion of  $(\varepsilon, R)$ -approximation captures the idea.

Secondly, we consider the reconstruction of an embedded metric graph  $G \subset \mathbb{R}^d$  such that the Euclidean distance induces the intrinsic distance  $d_G$  on  $G$  and the raw data  $S \subset \mathbb{R}^d$  is only Hausdorff close to  $G$  in  $\mathbb{R}^d$ . The latter is typically considered to be a more challenging problem since the Hausdorff closeness does not automatically guarantee a small Gromov–Hausdorff distance. To this end, we put forward the notion of restricted distortion (Def 6) of a graph as a novel sampling parameter for embedded graphs.

**Our Contribution.** Under the relaxed  $(\varepsilon, R)$ -approximated sampling assumptions, we extend the geometric Reeb reconstruction result of [6, 5] for abstract graphs in Theorem 9. Next in Theorem 10, we present our main reconstruction result for embedded graphs. In addition to our theoretical results, we demonstrate our techniques in reconstructing earthquake plate tectonic boundaries from sensor data.

## 2 Preliminaries

**Embedded Metric Graphs** Let  $G \subset \mathbb{R}^d$  be an embedded metric graph.  $G$  comes equipped with the standard Euclidean metric  $\|\cdot\|$ . Using the notion of the length  $L(\gamma)$  of a continuous path  $\gamma$  in  $\mathbb{R}^d$ , we can define the intrinsic or shortest path metric  $d_G$  on  $G$  as follows: For any two points  $x_1, x_2 \in G$ , it is the infimum of lengths of paths joining  $x_1, x_2$ :

$$d_G(x_1, x_2) := \inf \{L(\gamma) \mid \gamma : [a, b] \rightarrow G, \text{ joining } x_1, x_2\}.$$

If  $G$  is path-connected,  $d_G$  defines a metric on  $G$ .

**Metric Spaces** Let  $(X, d_X)$  be a metric space. Let  $A$  and  $B$  be compact, non-empty subsets. We have the following definition.

**Definition 1** (Hausdorff Distance). *The Hausdorff distance between the  $A$  and  $B$ , denoted  $d_H^X(A, B)$ , is defined as*

$$d_H^X(A, B) := \max \left\{ \sup_{a \in A} \inf_{b \in B} d_X(a, b), \sup_{b \in B} \inf_{a \in A} d_X(a, b) \right\}.$$

In case  $X \subset \mathbb{R}^N$  and  $A, B, X$  are all equipped with the Euclidean metric, we simply write  $d_H(A, B)$ .

**The Gromov–Hausdorff Distance** A correspondence  $\mathcal{C}$  between any two metric spaces  $(X, d_X)$  and  $(Y, d_Y)$  is defined as a subset of  $X \times Y$  such that (a) for any  $x \in X$ , there exists  $y \in Y$  such that  $(x, y) \in \mathcal{C}$ , and (b) for any  $y \in Y$ , there exists  $x \in X$  such that  $(x, y) \in \mathcal{C}$ . We denote the set of all correspondences between  $X, Y$  by  $\mathcal{C}(X, Y)$ . The *distortion* of a correspondence  $\mathcal{C} \in \mathcal{C}(X, Y)$  is defined as:

$$\text{dist}(\mathcal{C}) := \sup_{(x_1, y_1), (x_2, y_2) \in \mathcal{C}} |d_X(x_1, x_2) - d_Y(y_1, y_2)|.$$

**Definition 2** (Gromov–Hausdorff Distance). *Let  $(X, d_X)$  and  $(Y, d_Y)$  be two compact metric spaces. The Gromov–Hausdorff distance between  $X$  and  $Y$ , denoted by  $d_{GH}(X, Y)$ , is defined as:*

$$d_{GH}(X, Y) := \frac{1}{2} \left[ \inf_{\mathcal{C} \in \mathcal{C}(X, Y)} \text{dist}(\mathcal{C}) \right].$$

A slightly weaker and more local notion is  $(\varepsilon, R)$ -approximation for constants  $\varepsilon, R > 0$ . The notion has already been used in [2, 9] in the context of reconstruction. However, we use a slightly different version to match the traditional definition of the Gromov–Hausdorff distance.

**Definition 3** ( $(\varepsilon, R)$ -Approximation). *For  $\varepsilon, R$  positive, two metric spaces  $(X, d_X)$  and  $(Y, d_Y)$  are said to be an  $(\varepsilon, R)$ -approximation of each other if there exists a correspondence  $\mathcal{C} \subset X \times Y$  such that for any  $(x_1, y_1), (x_2, y_2) \in \mathcal{C}$  with*

$$\min\{d_X(x_1, x_2), d_Y(y_1, y_2)\} \leq R,$$

*we have  $|d_X(x_1, x_2) - d_Y(y_1, y_2)| \leq 2\varepsilon$ .*

To see that this is a weaker notion, we note that  $d_{GH}(X, Y) < \varepsilon$  implies that the two metric spaces are  $(\varepsilon, R)$  for any  $R > 0$ . However, an  $(\varepsilon, R)$ -approximation may not always imply  $\varepsilon$ -closeness in the Gromov–Hausdorff distance; see [9, Example 2.7].

**Definition 4** ( $\Delta$ -Dense). *A path metric space  $(X, d_X)$  is said to be  $\Delta$ -dense if for  $x, x' \in X$  there exists a sequence  $\{x_0 = x, x_1, \dots, x_n = x'\}$  such that for all  $i = 0, \dots, n-1$ , we have  $d_X(x_i, x_{i+1}) \leq \Delta$  and  $d_X(x, x') = \sum_{i=0}^{n-1} d_X(x_i, x_{i+1})$ .*

**The Reeb Graph** In a metric space  $X$ , let  $d(x)$  be the distance from a fixed base point, and consider the equivalence relation  $x \sim y$  if and only if  $d(x) = d(y)$  and  $x, y$  are in the same path connected component of  $d^{-1}(d(x))$ . The quotient space  $G = X/\sim$  is called the Reeb graph of  $d$  and we denote by  $\pi : X \rightarrow G$  the quotient map.  $\pi$  is continuous and the function  $d$  induces a function  $d_* : G \rightarrow \mathbb{R}_+$  that satisfies  $d = d_* \circ \pi$ .

**The  $\alpha$ -Reeb Graph** For practical applications, we consider a variant of the Reeb graph that shares properties very similar to the Reeb graph but is more flexible in implementation. Let  $\alpha > 0$  and let  $\mathcal{I} = \{I_i\}$  be a covering of the range of  $d$  by open intervals of length at most  $\alpha$ . The transitive closure of the relation  $x \sim_\alpha y$  if and only if  $d(x) = d(y)$  and  $x, y$  are in the same path connected component of  $d^{-1}(I_i)$  for some interval  $I_i \in \mathcal{I}$  is an equivalence relation that is also denoted by  $\sim_\alpha$ . The quotient space  $G_\alpha = X/\sim_\alpha$  is called the  $\alpha$ -Reeb graph (associated with the covering  $\mathcal{I}$ ) of  $d$  and we denote by  $\pi : X \rightarrow G_\alpha$  the quotient map.  $\pi$  is continuous the function  $d$  induces a function  $d_* : G_\alpha \rightarrow \mathbb{R}_+$  that satisfies  $d = d_* \circ \pi$ .

## 3 Hausdorff Noise Model

Let  $G \subset \mathbb{R}^d$  be an embedded, compact graph and  $S \subset \mathbb{R}^d$  a finite sample around  $G$  such that their Hausdorff distance  $d_H(S, G)$  is sufficiently small. The sample and the graph come equipped with the standard Euclidean metric.

The Euclidean distance on  $G$  induces an intrinsic metric, denoted  $d_G$ , coming from the shortest paths on  $G$ . In other words,  $d_G(a, b)$  is the length of the shortest path joining  $a, b \in G$ .

**The Vietoris–Rips Graph** For any compact  $Y \subset \mathbb{R}^d$ , the *Vietoris–Rips graph* at scale  $\eta > 0$ , denoted  $\mathcal{R}_\eta(Y)$ , is defined as a metric graph in the following manner. Combinatorially,  $\mathcal{R}_\eta(Y)$  is a graph whose vertex set is  $Y$ , and a pair  $(y_1, y_2) \in Y$  forms an edge whenever  $\|y_1 - y_2\| \leq \eta$ . The combinatorial graph is then metrized in the following way: for each edge  $e = (y_1, y_2) \in \mathcal{R}_\eta(Y)$ , take an edge of length  $\|y_1 - y_2\|$  that is isometric to the real segment  $[0, \|y_1 - y_2\|]$ . Then, define a metric on  $\mathcal{R}_\eta(Y)$  by taking the shortest path metric, which we denote by  $d_Y^\eta$ . We note that  $\mathcal{R}_\eta(Y)$  is  $\Delta$ -dense for any  $\Delta \geq \eta$ .

We remark that  $d_Y^\eta(a, b)$  is not finite, in general, for all  $\eta > 0$ . For it to be finite, the Euclidean triangle inequality suggests that the Euclidean thickening  $Y^{\frac{\eta}{2}}$  of  $Y$  must be path-connected. However, when  $d_Y^\eta$  is finite,  $(\mathcal{R}_\eta(Y), d_Y^\eta)$  is a metric space as noted in the following proposition. See [9] for a proof.

**Proposition 5** (Path-metric Space [9]). *Let  $Y \subset \mathbb{R}^d$  and  $\eta > 0$  be a number such that the Euclidean thickening  $Y^{\frac{\eta}{2}}$  is path-connected. Then,  $(\mathcal{R}_\eta(Y), d_Y^\eta)$  is a metric space.*

**Restricted Distortion** Let  $G \subset \mathbb{R}^d$  be an embedded metric graph. The restricted distortion of  $G$ , denoted  $\delta_R^\varepsilon(G)$ , is parametrized by  $\varepsilon > 0$  and  $R > 0$ . Roughly speaking, it is supremum of the ratio of the induced length of metrics on  $G$  and (Euclidean)  $\varepsilon$ -thickening of  $G$ , between points of  $G$  that are at least  $R$  distance away. More formally, we present the following definition.

**Definition 6** (Restricted Distortion). *For  $\eta > 0$  and  $R > 0$ , the restricted distortion or  $(\eta, R)$ -distortion of an embedded metric graph  $G \subset \mathbb{R}^d$  is defined as*

$$\delta_R^\eta(G) := \sup_{d_G(x_1, x_2) \geq R} \frac{d_G(x_1, x_2)}{d_G^\eta(x_1, x_2)}.$$

It immediately follows from the definition that  $\delta_R^\eta(G)$  is a non-decreasing function of  $\eta$  and a non-increasing function of  $R$ . Moreover,  $\delta_R^\eta(G) \leq \delta(G)$ , the global distortion of embedding of  $G$ . Indeed, we have  $\lim_{R \rightarrow \infty} \delta_R^\varepsilon(G) = \delta(G)$ . A similar definition has been introduced in [9]. Here, we replace their definition with a more computationally palatable version. As one can easily see, the restricted distortion can be exactly computed for an embedded graph with straight-line edges.

**Example 1** (Restricted Distortion of Straight-line Graphs). *Let  $G \subset \mathbb{R}^d$  be an embedded graph with straight-line edges, having  $2\theta > 0$  as the minimum angle between edges. For positive  $\eta \leq \frac{R \sin \theta}{1 - \sin \theta}$  and  $R$  less than the shortest edge of  $G$ , we then have*

$$\delta_R^\eta(G) = \frac{R \sin \theta}{R \sin \theta - \eta(1 - \sin \theta)}.$$

In case  $G$  is compact, a remarkable property of the restricted distortion is that  $\delta_R^\eta(G) \rightarrow 1$  uniformly as  $\eta \rightarrow 0$ . See [9] for proof of an alternative version of the restricted version. The same proof should go through in our case.

The uniform convergence provides the following important lemma. The statement has been already proved in [9] for

a slightly different restricted distortion and for the raw data  $S$ , as compared to the Vietoris–Rips graph on  $S$ . Since  $\mathcal{R}_\eta(S)$  linearly interpolates the vertices lying on  $S$ , the proof of [9] applies here without any major modification.

**Lemma 7** ( $(\varepsilon, R)$ -approximation Theorem). *Let  $G \subset \mathbb{R}^d$  be an embedded graph. Let  $R > 0$  be a fixed number and  $\varepsilon \leq \frac{1}{2}R$ . If we choose  $\eta \in (0, R]$  small enough such that  $\delta_R^\eta(G) \leq \frac{4}{3}$ , then for any finite sample  $S \subset \mathbb{R}^d$  with  $d_H(G, S) < \frac{1}{4}\eta$ , the metric space  $(\mathcal{R}_\eta(S), d_S^\eta)$  is an  $(\varepsilon, R)$ -approximation of  $(G, d_G)$ .*

## 4 Reconstruction using Reeb Graphs

In this section, we finally prove our main geometric reconstruction result. We begin by showing the following lemma, which generalizes the reconstruction results of [6] under a weaker sampling assumption. A sketch of proof of Lemma 8 is presented in Appendix.

**Lemma 8.** *Let  $(X, d_X)$  and  $(Y, d_Y)$  be compact geodesic metric spaces, and suppose there are  $\varepsilon, R > 0$  such that  $X$  is a  $(\varepsilon, R)$ -dense  $(\varepsilon, R)$ -approximation of  $Y$ . Let base points  $x_0 \in X$  and  $y_0 \in Y$  be fixed and let  $d_{x_0}(x) = d_X(x_0, x)$  and  $d_{y_0}(y) = d_Y(y_0, y)$  be the distance functions from the base points, and let  $M$  be the diameter of  $Y$ . For  $d \geq \alpha \geq 0$ , let  $D(X, d, \alpha)$  be the maximum diameter of any connected component of  $d_{x_0}^{-1}([d - \alpha, d + \alpha])$ , and let  $D(Y, d, \alpha, M, R, \varepsilon)$  be the maximum diameter of any connected component of  $d_{y_0}^{-1}([d - \alpha - (\frac{4M}{R} + 4)\varepsilon, d + \alpha + (\frac{4M}{R} + 4)\varepsilon])$ . Then  $D(X, d, \alpha) \leq D(Y, d, \alpha, M, R, \varepsilon) + (\frac{4M}{R} + 2)\varepsilon$*

Lemma 8, along with Proposition 3 of [5], immediately gives the following reconstruction result for  $\alpha$ -Reeb graphs. For the theorems below,  $\beta_1(G_\alpha)$  is the first Betti number of  $G_\alpha$ .

**Theorem 9** ( $\alpha$ -Reeb Reconstruction). *Let  $(G, d_G)$  be a compact metric graph of diameter  $M$  and  $(X, d_X)$  a compact geodesic space such that  $X$  is  $R$ -dense and an  $(\varepsilon, R)$ -approximation of  $G$ . Let  $r \in X$ ,  $\alpha > 0$ , and  $\mathcal{I}$  be a finite covering of the segment  $[0, \text{diam}(X)]$  by open intervals of length at most  $\alpha$  such that the  $\alpha$ -Reeb graph  $G_\alpha$  associated to  $\mathcal{I}$  and the function  $d = d_X(r, \cdot) : X \rightarrow \mathbb{R}$  is a finite graph. Then  $d_{GH}(X, G_\alpha) \leq (\beta_1(G_\alpha) + 1)[4(2 + N_{E,G}(4(\alpha + \frac{4\varepsilon M}{R} + 4\varepsilon)))(\alpha + \frac{4\varepsilon M}{R} + 4\varepsilon) + (\frac{4M}{R} + 2)\varepsilon$ , where  $N_{E,G}(\ell)$  is the number of edges of  $G$  of length at most  $\ell$ . Moreover, as  $R \rightarrow \infty$ , this Gromov–Hausdorff approximation reduces to  $d_{GH}(X, G_\alpha) \leq (\beta_1(G_\alpha) + 1)[4(2 + N_{E,G}(4(\alpha + 4\varepsilon)))(\alpha + 4\varepsilon) + 2\varepsilon$ .*

**Main Reconstruction Results** We now present our main result to reconstruct the geometry of an embedded graph under the Hausdorff noise.

**Theorem 10** (Reconstruction under Hausdorff noise). *Let  $G \subset \mathbb{R}^d$  be a connected, compact embedded graph of diameter  $M$ . Let  $\varepsilon > 0$  and  $R \in [2\varepsilon, \infty]$ . Choose  $\eta \in (0, R)$  such that  $\delta_R^\eta(G) \leq \frac{4}{3}$ . Let  $S \subset \mathbb{R}^d$  be a compact subset such that  $d_H(S, G) < \frac{1}{4}\eta$ . Let  $r \in \mathcal{R}_\eta(S)$ ,  $\alpha > 0$ , and  $\mathcal{I}$  be a finite covering of the segment  $[0, \text{Diam}(\mathcal{R}_\eta(S))]$  by open intervals of length at most  $\alpha$  such that the  $\alpha$ -Reeb graph  $G_\alpha$  associated to  $\mathcal{I}$  and the function  $d = d_S(r, \cdot) : \mathcal{R}_\varepsilon(S) \rightarrow \mathbb{R}$  is a finite graph. Then,*

$d_{GH}(X, G_\alpha) \leq (\beta_1(G_\alpha) + 1)[4(2 + N_{E,G}(4(\alpha + \frac{4\epsilon M}{R} + 4\epsilon))(\alpha + \frac{4\epsilon M}{R} + 4\epsilon) + (\frac{4M}{R} + 2)\epsilon]$ , where  $N_{E,G}(\ell)$  is the number of edges of  $G$  of length at most  $\ell$ .

*Proof.* From Lemma 7, we have that  $X = \mathcal{R}_\eta(S)$  is an  $(\epsilon, R)$ -approximation of  $(G, d_G)$ . As we also noted,  $X$  is  $R$ -dense. Theorem 9 then implies that  $d_{GH}(X, G_\alpha) \leq (\beta_1(G_\alpha) + 1)[4(2 + N_{E,G}(4(\alpha + \frac{4\epsilon M}{R} + 4\epsilon))(\alpha + \frac{4\epsilon M}{R} + 4\epsilon) + (\frac{4M}{R} + 2)\epsilon]$ . If the smallest edge length of  $G$  is at least  $4(\alpha + \frac{4\epsilon M}{R} + 4\epsilon)$ , then the Gromov–Hausdorff distance can be bounded by  $(\beta_1(G_\alpha) + 1)(8\alpha + \frac{36\epsilon M}{R} + 34\epsilon)$ .  $\square$

## 5 Application: Earthquake Plate Tectonic Boundary Reconstruction

Motivated by [6], we seek to apply our techniques of Reeb graph reconstruction to reconstruct plate tectonic boundaries from earthquake epicenter data (Figures 1-5). Whereas the

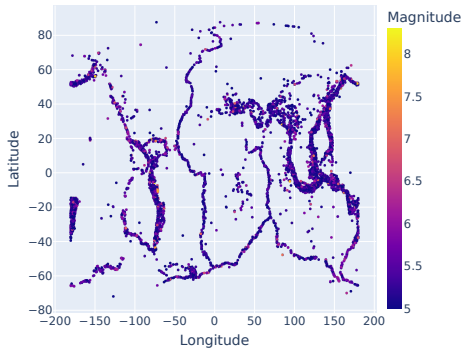


Figure 1: Global earthquake occurrences 1970-2009, restricted to magnitude 5 or higher.

$\alpha$ -Reeb complex is guaranteed to reconstruct the topological structure of the graph with sufficiently small noise, an earthquake fault network is a geospatial object, and the graph reconstruction needs to not only capture the topological structure of the fault network but also follow the location of the faults. As the locations of different earthquakes are measured with differing accuracy in a way that is dependent on their location relative to sensors, a local noise model is appropriate.

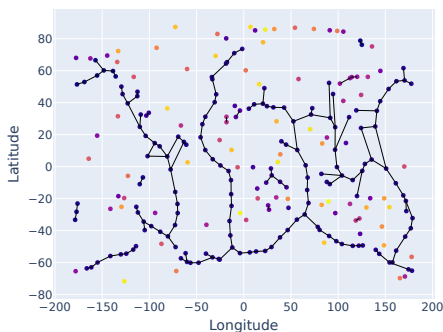


Figure 2:  $\alpha$ -Reeb graph approximation of earthquake data with  $\alpha = 4$ .

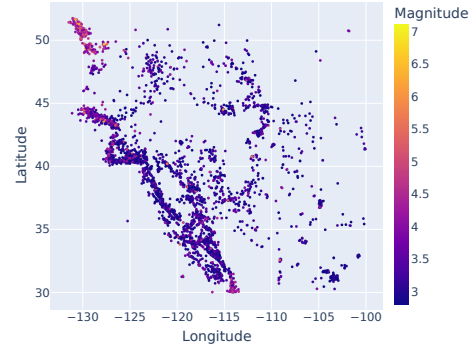


Figure 3: Earthquake occurrences 2020-2024 in North America's intercontinental seismic zone, restricted to magnitude 2.8 or higher.

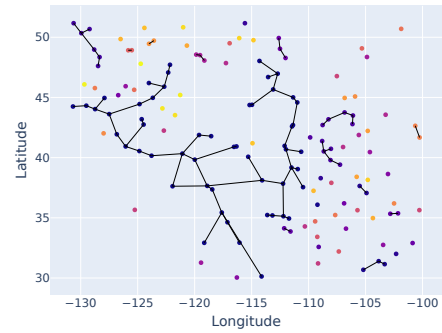


Figure 4:  $\alpha$ -Reeb graph approximation of intercontinental seismic zone earthquake data with  $\alpha = 4$ .

Figures 2 and 4 show an example reconstruction of plate tectonic boundaries and the intercontinental seismic zone, respectively, using the  $\alpha$ -Reeb graph construction on epicenters of earthquakes (Figures 1 and 3) available in the global earthquake catalog. Currently, the  $\alpha$ -Reeb construction only uses epicenter locations, measured by latitude and longitude (as in Figure 1). By including features like depth and location error ellipsoids, we predict that our graph reconstruction will be more accurate and useful.

## 6 Discussions

We present provable reconstruction schemes for graphs embedded in Euclidean space from Hausdorff-close noisy samples. In our approach, we build a neighborhood graph on the sample that is metrically close to the original graph only locally and demonstrate that its  $\alpha$ -Reeb graph provides a geometrically faithful reconstruction. The success of our geometric reconstruction immediately evokes the question of topological reconstruction of embedded graphs using the same Reeb-based techniques as a future research direction. The nature of our research is ongoing, and we envision making our experimentation with earthquake data more mature and comprehensive. Our reconstruction scheme can benefit several other application areas where the ground truth is an embedded graph.

## References

- [1] USGS Earthquake Hazards Program.

- [2] Mridul Aanjaneya, Frederic Chazal, Daniel Chen, Marc Glisse, Leonidas J. Guibas, and Dmitriy Morozov. Metric graph reconstruction from noisy data. In *Proceedings of the Twenty-Seventh Annual Symposium on Computational Geometry*, SoCG '11, page 37–46, New York, NY, USA, 2011. Association for Computing Machinery.
- [3] Mahmuda Ahmed, Brittany Terese Fasy, Matt Gibson, and Carola Wenk. Choosing thresholds for density-based map construction algorithms. In *Proceedings of the 23rd SIGSPATIAL International Conference on Advances in Geographic Information Systems*, SIGSPATIAL '15, pages 24:1–24:10, New York, NY, USA, 2015. ACM.
- [4] Dmitri Burago, Yuri Burago, and Sergei Ivanov. *A course in metric geometry*, volume 33. American Mathematical Society, Providence, 2001.
- [5] Frédéric Chazal, Ruqi Huang, and Jian Sun. Gromov–Hausdorff approximation of filamentary structures using Reeb-type graphs. *Discrete & Computational Geometry*, 53(3):621–649, Apr 2015.
- [6] Frédéric Chazal and Jian Sun. Gromov-Hausdorff approximation of metric spaces with linear structure. *CoRR*, abs/1305.1172, 2013.
- [7] Tamal K. Dey, Jiayuan Wang, and Yusu Wang. Graph Reconstruction by Discrete Morse Theory. In Bettina Speckmann and Csaba D. Tóth, editors, *34th International Symposium on Computational Geometry (SoCG 2018)*, volume 99 of *Leibniz International Proceedings in Informatics (LIPIcs)*, pages 31:1–31:15, Dagstuhl, Germany, 2018. Schloss Dagstuhl – Leibniz-Zentrum für Informatik.
- [8] Xiaoyin Ge, Issam Safa, Mikhail Belkin, and Yusu Wang. Data skeletonization via reeb graphs. In J. Shawe-Taylor, R. Zemel, P. Bartlett, F. Pereira, and K.Q. Weinberger, editors, *Advances in Neural Information Processing Systems*, volume 24. Curran Associates, Inc., 2011.
- [9] Rafal Komendarczyk, Sushovan Majhi, and Will Tran. Topological stability and Latschev-type reconstruction theorems for  $CAT(\kappa)$  spaces, 2024.
- [10] Fabrizio Lecci, Alessandro Rinaldo, and Larry Wasserman. Statistical analysis of metric graph reconstruction. *J. Mach. Learn. Res.*, 15(1):3425–3446, January 2014.
- [11] Sushovan Majhi. Vietoris–Rips complexes of metric spaces near a metric graph. *Journal of Applied and Computational Topology*, 7(4):741–770, May 2023.
- [12] Jianzhong Yang, Xiaoqing Ye, Bin Wu, Yanlei Gu, Ziyu Wang, Deguo Xia, and Jizhou Huang. Duare: Automatic road extraction with aerial images and trajectory data at baidu maps. In *Proceedings of the 28th ACM SIGKDD Conference on Knowledge Discovery and Data Mining*, KDD '22, page 4321–4331, New York, NY, USA, 2022. Association for Computing Machinery.

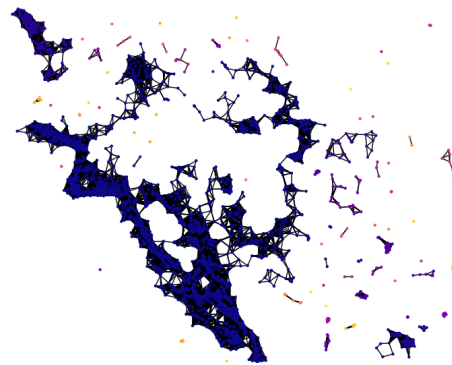


Figure 6: Vietoris-Rips graph constructed from earthquake data located in the intercontinental seismic zone in North America with parameter  $r = 0.75$ .

and a continuous path  $\gamma_X$  joining them in a connected component of  $d_{x_0}^{-1}([d - \alpha, d + \alpha])$ , and letting  $(x, y), (x', y') \in \mathcal{C}$ , we can construct (by subdividing the path  $\gamma_X$  in  $R$ -short subpaths) a continuous path  $\gamma_Y$  joining  $y, y'$  in a connected component of  $d_{y_0}^{-1}([d - \alpha - (\frac{4M}{R} + 4)\epsilon, d + \alpha + (\frac{4M}{R} + 4)\epsilon])$ . The result then follows.  $\square$

## A Additional Proofs and Figures

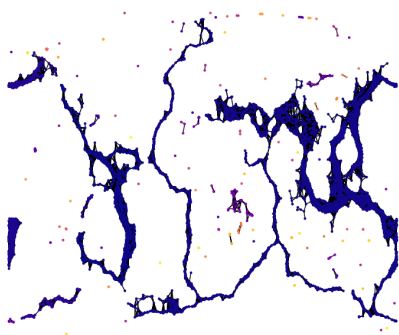


Figure 5: Vietoris–Rips graph constructed from global earthquake data with parameter  $r = 5$ .

Below we provide a sketch of the proof of Lemma 8

*Proof.* Let  $\mathcal{C} \subset X \times Y$  be a  $(\epsilon, R)$  correspondence. As  $X$  is  $R$ -dense, distances in  $X$  are distorted from corresponding distances in  $Y$  by at most  $(\frac{4M}{R} + 2)\epsilon$  (see [2]). Given points  $x, x'$