

Engineering Trustworthy AI: A Developer Guide for Empirical Risk Minimization

Diana Pfau and Alexander Jung

Department of Computer Science, Aalto University, Espoo, Finland

Abstract—AI systems increasingly shape critical decisions across personal and societal domains. While empirical risk minimization (ERM) drives much of the AI’s success, it typically prioritizes accuracy over trustworthiness, often resulting in biases, opacity, and other adverse effects. This paper discusses how key requirements for trustworthy AI can be translated into design choices for the components of ERM. We hope to provide actionable guidance for building AI systems that meet emerging standards for trustworthiness of AI.

Index Terms—Trustworthy AI, Empirical Risk Minimization, AI Ethics, Responsible AI Design.

I. INTRODUCTION

Artificial intelligence (AI) has become integral to our daily lives, influencing aspects such as job searches, housing, and relationships through AI-powered platforms [1], [2]. Most current AI systems employ machine learning (ML) to train personalized models for users. These trained models provide tailored predictions on interests like job offers, dating, and music videos [3]. The availability of tailored (personalized) predictions is instrumental for many applications. As a point in case, the use of personalized diagnosis and treatment can significantly improve healthcare [4].

A. Evidence for Harmful AI

Despite the usefulness of ML applications, there is increasing evidence for their potentially harmful effects:

- **Impact on Democratic Processes.** Social media platforms use ML in the form of recommender systems to select (or suppress) information presented to a user [5]. These recommendation systems can (be exploited to) amplify sensationalist and divisive content which, in turn, can deepen polarization and the fragmentation of public sphere into filter bubbles [6], [7]. There is also evidence for the exploitation of these effects in order to influence core democratic processes such as elections [8], [9].
- **Autopilot Crashes.** AI based control of vehicles, which facilitates semi-autonomous driving, has been associated with several notable accidents. In some instances, the system did not accurately detect obstacles or misinterpreted road conditions [10], [11]. AI-based autopilots might also reduce driver engagement and, in turn, awareness for dangerous situations that require human intervention [12]. This case illustrates the importance of requiring

AI systems to be transparent about their operation and limitations [13].

- **The Cambridge Analytica Scandal.** Cambridge Analytica was a British political consulting and data analysis firm that became widely known for its controversial use of personal data. The company accessed vast amounts of personal data from Facebook users without explicit permission, violating privacy rights and data protection regulations [14]–[16]. Cambridge Analytica used the data to create detailed profiles of individuals’ personalities, political views, and behavioural traits, which were then used to micro-target individuals with tailored political ads [17]. The firm was involved in several high-profile political campaigns, including Donald Trump’s 2016 presidential campaign and the Leave.EU campaign for Brexit, using data-driven strategies to sway public opinion [18]. The Cambridge Analytica scandal sparked a global conversation about data privacy and the impact of AI systems on societal wellbeing and core democratic processes [19].
- **COMPAS Recidivism Prediction Algorithm.** A study found that the COMPAS algorithm, used in the U.S. justice system to predict recidivism, disproportionately predicted African-American and female defendants at higher risk compared to white male defendants [20], [21]. This finding raised concerns about the unbiased-ness and fairness of the COMPAS algorithm [22].
- **Uighur minority in China.** Reports suggest that China has utilized facial recognition technology to specifically identify individuals with Uighur characteristics, targeting the Muslim minority group [23], [24]. The targeting of the Uighur minority by the state is well-documented, with numerous accounts indicating the presence of what are referred to as ‘re-education centers,’ described by human rights organizations as high-security detention camps [25], [26]. The use of facial recognition technology to target a specific ethnic group highlights fundamental concerns about harmful effects or misuse of AI systems. In particular, AI-systems must adhere to ethical principles and respect human rights including privacy and wellbeing (individual and on societal level).

B. The Need to Regulate AI

The use of AI is already regulated by existing legal frameworks. Indeed, any smartphone app that uses AI must conform to existing consumer protection law [27], [28]. However, these

existing legal frameworks are inadequate for the regulation of internet-scale AI systems [29]–[31].

Existing legal frameworks traditionally emphasize individual harms such as the mental well-being of a specific child that uses a AI-powered smartphone app. However, the AI systems might be harmful on larger scales such as entire democracies. Policy-makers have recognized the need for new legal frameworks to regulate AI technology in order to address a significantly larger scale of harmful effects [29], [32]–[35]. The regulation of AI systems is particularly important for critical application domains such as education [36], financial services [37] or border control [34], [38].

Defining and enforcing societal-level harms remains challenging, given that such impacts are often diffuse, complex, and emerge over time. This calls for cross-disciplinary approaches and frameworks capable of balancing innovation with proactive societal safeguards [39], [40].

The European Union has formulated **key requirements for trustworthy AI** [29]. Among those key requirements are the **robustness, privacy-protection, fairness, and explainability** of AI systems. These requirements closely resemble Australia’s AI Ethics principles [41] as well as the AI principles laid out by the Organisation for Economic Co-operation and Development (OECD) [42].

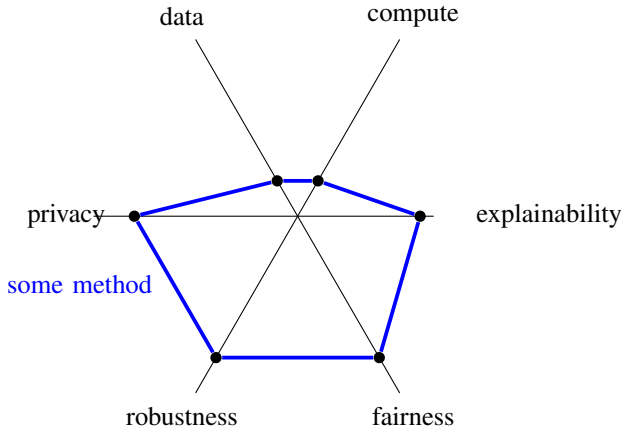


Fig. 1. Trustworthy AI adds new design criteria for ERM based methods. Besides small computational complexity and data requirements, these methods must meet requirements on explain-ability, privacy-preservation, fairness and robustness.

II. EMPIRICAL RISK MINIMIZATION AS AI ENGINE

Many of the current AI systems are based on machine learning (ML) techniques. The goal of ML is to predict some quantity of interest (its label) y from low-level measurements (its features) $\mathbf{x} = (x_1, \dots, x_d)^T$. The predictions are computed via some hypothesis map h that reads in the features of a data point and delivers a prediction $\hat{y} = h(\mathbf{x})$ for its label.

Model. The hypothesis h is learnt or optimized based on the discrepancy between previous predictions and observed labels. The space of possible hypothesis maps, from which a ML method can choose from, is referred to as hypothesis space or model.

Loss. To choose or learn a useful hypothesis out of a model we need a measure for the quality of the predictions obtained from a hypothesis. To this end, ML methods use loss functions $L((\mathbf{x}, y), h)$ to obtain a quantitative measure for the prediction errors.

Risk. The ultimate goal of ML is to learn a hypothesis $\hat{h} \in \mathcal{H}$ that incurs a small loss when predicting the label of any data point. We can make this informal requirement precise by interpreting data points as realizations of independent and identically distributed (i.i.d.) RVs with a common probability distribution $p(\mathbf{x}, y)$. This allows to define the expected loss or risk of a hypothesis,

$$\bar{L}(h) := \mathbb{E}\{L((\mathbf{x}, y), h)\}. \quad (1)$$

Data. Since the underlying probability distribution $p(\mathbf{x}, y)$ if typically unknown, we cannot directly optimize the risk (1). Instead, practical ML methods need to approximate the risk from a dataset

$$\mathcal{D} = \left\{ \left(\mathbf{x}^{(1)}, y^{(1)} \right), \dots, \left(\mathbf{x}^{(m)}, y^{(m)} \right) \right\}. \quad (2)$$

The dataset is constituted by data points, each characterized by features \mathbf{x} and some label y . ERM-based methods require a dataset to measure the usefulness of a hypothesis $h \in \mathcal{H}$ and, in turn, to train a model (by learning a useful choice for the model parameters).

Empirical Risk. Arguably, the most widely used approximation to the risk (1) is the average loss or empirical risk,

$$\hat{L}(h|\mathcal{D}) := (1/m) \sum_{r=1}^m L\left(\left(\mathbf{x}^{(r)}, y^{(r)}\right), h\right). \quad (3)$$

Much of statistical learning theory revolves around the study of the approximation $\hat{L}(h|\mathcal{D}) \approx \bar{L}(h)$. Techniques for studying the approximation quality include by (the different forms of) the law of large numbers or concentration inequalities [43]–[46].

Empirical Risk Minimization. ERM-based methods learn a hypothesis $\hat{h} \in \mathcal{H}$ out of a hypothesis space (or model) \mathcal{H} by minimizing the empirical risk $\hat{L}(h|\mathcal{D})$ as a proxy for the risk,

$$\begin{aligned} \hat{h} &:= \operatorname{argmin}_{h \in \mathcal{H}} \hat{L}(h|\mathcal{D}) \\ &= \operatorname{argmin}_{h \in \mathcal{H}} \sum_{(\mathbf{x}, y) \in \mathcal{D}} L((\mathbf{x}, y), h). \end{aligned} \quad (4)$$

A plethora of different ML methods is obtained by applying optimization methods to solve (4) for different design choices for data points (their features and label), the hypothesis space (or model) and loss function [47, Ch. 3].

Design Choices. From a ML engineering perspective, the design choices in ERM are mainly guided by computational aspects and statistical aspects of the resulting optimization problem (4). The computational aspects include the number of arithmetic operations required by a ML method. The statistical aspects include the generalization error $\bar{L}(\hat{h}) - \hat{L}(\hat{h}|\mathcal{D})$ of the learnt hypothesis and its robustness against the presence of outliers in the training set (2).

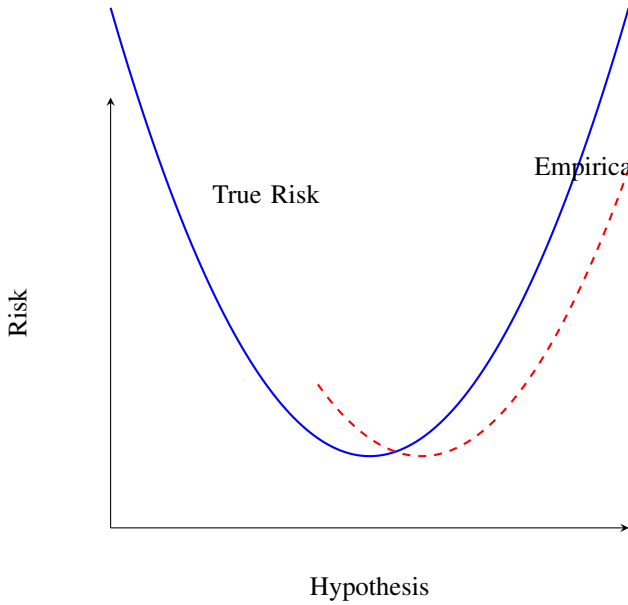


Fig. 2. ERM uses the average loss incurred on a training set as an approximation to the risk (or expected loss).

Generalization. While measuring the computational complexity via counting arithmetic operations is quite straightforward [48], measuring the generalization error is more challenging. Indeed, since we typically do not know the underlying probability distribution of data points, we can only estimate the generalization performance via a validation set. The validation set consists of data points that have not been used for the training set \mathcal{D} in ERM (4).

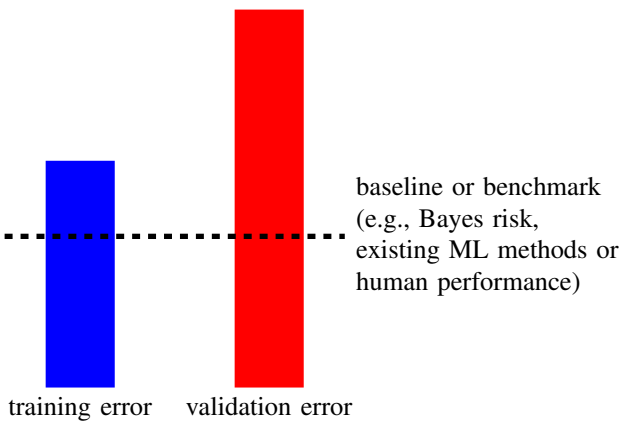


Fig. 3. We can diagnose a ML method by comparing its training error with its validation error. Ideally both are on the same level as a baseline (or benchmark error level).

Ensuring trustworthy AI with ERM requires not only statistical and computational optimization but also careful design choices for training data, ML model, and loss function.

This paper explores how targeted design choices in these three components can meet the European Union’s seven key requirements for trustworthy AI.

Regularization. Consider a ERM-based ML method using a hypothesis space \mathcal{H} and dataset \mathcal{D} (we assume all data points are used for training). A key parameter for such a ML method is the ratio $d_{\text{eff}}(\mathcal{H})/|\mathcal{D}|$ between the (effective) model size $d_{\text{eff}}(\mathcal{H})$ and the number $|\mathcal{D}|$ of data points.¹ The tendency of the ML method to overfit increases with the ratio $d_{\text{eff}}(\mathcal{H})/|\mathcal{D}|$.

Regularization techniques reduce the ratio $d_{\text{eff}}(\mathcal{H})/|\mathcal{D}|$ via three (essentially equivalent) approaches:

- get more data points, possibly via data augmentation ,
- add penalty term $\alpha\mathcal{R}\{h\}$ to the average loss in ERM (3),
- shrink the hypothesis space, e.g., by adding constraints on the model parameters such as $\|\mathbf{w}\|_2 \leq 10$.

It can be shown that these three perspectives (corresponding to the three components data, model and loss) on regularization are closely related [47, Ch. 7]. For example, adding a penalty term $\alpha\mathcal{R}\{h\}$ in ERM (3) is equivalent to ERM (3) with a pruned hypothesis space $\mathcal{H}^{(\alpha)} \subseteq \mathcal{H}$. Using a larger α typically results in a smaller $\mathcal{H}^{(\alpha)}$ [47, Ch. 7]. Moreover, adding the penalty term $\alpha\mathcal{R}\{h\}$ is equivalent to augmenting the original training set with perturbations of its data points (see Fig. 4).

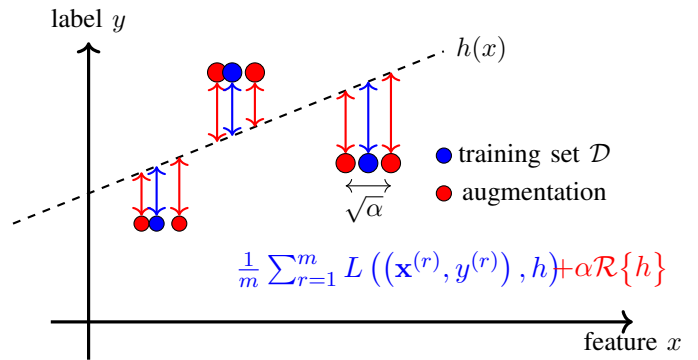


Fig. 4. Equivalence between data augmentation and loss penalization.

III. KEY REQUIREMENTS FOR TRUSTWORTHY AI

The European Union put forward seven key requirements for trustworthy artificial intelligence (AI) [29]. These requirements are motivated by the EU Charter of fundamental rights as the ultimate legal basis for trustworthy AI [49]. We next list these key requirements for trustworthy AI along with their motivation from the fundamental rights.

- 1) **KR1- Human Agency and Oversight [29, p.15].** The requirement of Human agency and oversight is based on the idea of human autonomy, which results from the right to dignity [49, Article 1]: Every person regardless of any other characteristics has an inherent, equal and

¹Arguably, the most widely used measure for the effective size of a ML model is the Vapnik–Chervonenkis (VC) dimension [46]. However, the precise definition of the model size is not relevant for our discussion.

inalienable value. KR1 is also aligned with the right to liberty [49, Article 6] which determines that every person has a right to decide over their own life.

- 2) **KR2 - Technical Robustness and Safety [29, p.17].** ERM-based methods must perform reliably under various conditions, minimizing risks of harm. KR2 aligns with several EU fundamental rights, such as the right to life [49, Article 2], the physical and mental integrity of the person [49, Article 3], and the protection of personal data [49, Article 8]. Section V discusses the robustness of ERM-based AI systems against perturbations of data sources and imperfections of computational infrastructure.
- 3) **KR3 - Privacy and Data Governance [29, p.17].** ERM-based methods must ensure protection against unauthorized access to - and misuse of - personal data. Data and privacy protection are typically implemented as part of a data governance framework [50]. KR3 aligns with individuals' rights to privacy and the security of their personal data.
- 4) **KR4 - Transparency [29, p.18].** Transparency is to enable a person to utilise their right to take action where they believe they have been treated wrongly. This is closely related to the right to data protection. To take actions against a potentially unlawful processing or an unjustified outcome of an ERM-based AI system, a user has to have enough information to understand how processing has taken place or how a decision was reached.
- 5) **KR5 - Diversity, Non-discrimination and Fairness [29, p.18].** KR5 is aligned with [49, Article 21] which prohibits discrimination based on factors such as race, gender, and religion. AI systems must treat all individuals fairly and inclusively, safeguarding their right to equality. Ensuring KR5 includes quality control for the dataset \mathcal{D} used in ERM as well as the usability of interfaces for different user groups. KR5 is ultimately rooted in the inalienable value of all persons.
- 6) **KR6 - Societal and Environmental Well-Being [29, p.19].** KR6 is aligned with Article 35 of the EU Charter of Fundamental Rights by ensuring a high standard of environmental and social well-being [51]. AI systems should minimize harm to the environment and foster a sustainable development. By doing so, this requirement supports both individual rights and the collective welfare of society.
- 7) **KR7 - Accountability [29, p.19].** KR7 supports fundamental rights to justice, remedy, and transparency [49]. Accountability ensures that AI systems are designed with mechanisms to identify, explain, and address potential harm. Organisations that operate an AI system are responsible for its direct and indirect effects on the user [34], [52]. Developers and deployers must implement measures that allow to explain the aims, motivations, and reasons underlying the behaviour of AI systems. The accountability for AI systems is also regulated by

the general data protection regulation (GDPR), which requires organisations that process personal data to report any data breaches. Accountability also includes mechanisms that ensure the possibility of redress [53].

The following sections discuss in detail how the above requirements guide the design choices for data, model and loss of ERM (see Section II).

IV. KR1 - HUMAN AGENCY AND OVERSIGHT

ERM-based methods must be designed to support user agency, ensuring human oversight, and safeguarding fundamental rights (see Section III). The predictions delivered by a trained model must not result in any manipulation or undue influence. We must ensure safeguards to maintain human control and the prevention of harmful outcomes. KR1 is closely related to fundamental rights such as dignity, freedom, and non-discrimination [49].

Human Agency. Users should be able to understand, interact with, and challenge decisions based on the predictions $\hat{h}(\mathbf{x})$ delivered by a trained model $\hat{h} \in \mathcal{H}$. Human agency is facilitated by using transparent models (see Section IV-B and Section VII) and comprehensive documentation of the training process (e.g., optimization method used to solve (3)). The ERM design choices for data points (their features and label) and loss function (see Section IV-A and Section IV-C) must ensure that the trained model avoids any manipulation or deception or users all of which may threaten individual autonomy [54]–[56].

Human Oversight. We must design ERM-based methods that do not compromise autonomy or cause harm. This can be implemented through various governance models that allow for varying degrees of human intervention, from direct involvement in learning cycles (monitoring gradient based methods for solving (3)) to broader oversight of the societal and ethical impacts resulting from the predictions $h(\mathbf{x})$.

We next discuss how KR1 guides the design choice for data (training set), model and loss used in ERM (4).

A. Data

Freedom of Individual. Ensuring individual freedom demands that individuals, especially those at risk of exclusion, have equal access to the benefits and opportunities that AI can offer. In this regard, KR1 requires that the training set in (3) is curated with diversity and inclusivity in mind. Biases in data collection or labelling can disproportionately affect certain groups, potentially limiting their autonomy or reinforcing discriminatory patterns. Fair representation of sub-populations in the dataset \mathcal{D} used by ERM (4) is instrumental for avoiding the manipulation of individuals and protecting their mental autonomy and freedom of decision-making.

Respect for Human Dignity. Learning personalized model parameters for recommender systems allows to boost addiction or in widespread emotional manipulation resulting in genocide [57]–[59]. Micro-targeting uses ML models to predict user preferences for products or susceptibility towards propaganda [60]. KR1 rules out certain design choices for the labels of

data points in order to defuse micro-targeting. In particular, we must avoid the mental and psychological characteristics of a user as the label. KR1 also rules out loss functions that can be used to train predictors of psychological characteristics.

Continuous Monitoring. In its simplest form, ERM-based methods involve a single training phase, i.e., they solve (3) by some numerical optimization method [61], [62]. Using a single training phase is only useful if the data generation is stationary and well approximated by an i.i.d. assumption. For many ML applications, this assumption is only realistic if the training set is confined to a sufficiently short time period. It is then important to continuously compute a validation error on a timely validation set which is then used, in turn, to diagnose the overall ML system (see [47, Sec. 6.6]). Based on the diagnosis, the model might be re-trained by using a fresh training set for ERM.

B. Model

Human agency and oversight can be facilitated by relying on simple models such as linear models with few features or decision trees with small depth. It is difficult to state precise criteria for when a model is simple. A more rigorous theory of simple models can be developed around quantitative measures for their explainability (or interpretability). Section VII constructs measures for the subjective explainability of a trained model $\hat{h} \in \mathcal{H}$. Roughly speaking, a simple model allows humans to understand how features of a data point relate to the prediction $h(\mathbf{x})$.

C. Loss

The choice for the loss function in ERM (4) should favour hypothesis maps $\mathcal{H} \in \mathcal{H}$ that ensure fundamental rights. For example, including a penalty term in the loss function can force the trained model to yield predictions that are invariant across different mental states of the same user. We can also explicitly incorporate domain expertise from psychologists to penalize predictions that would recommend harmful content to social media users [63].

Interpretable Loss Function. To facilitate human oversight, we should use a loss function that can be comprehended by the user. Consider for example a user without formal training or education in ML. Here, using the 0/1 loss might enable human oversight more efficiently compared to using the logistic loss [47, Sec. 2.3.2].

Incorporate Human-Centric Objectives. We can choose a loss function that includes penalty terms reflecting human-centric values such as fairness, interpretability, or accountability. The idea is to penalize a hypothesis h that delivers predictions $h(\mathbf{x})$ that contradict these goals.

Penalizing Unethical Outcomes. The loss function in ERM can be tailored to penalize a prediction $h(\mathbf{x})$ that would be considered unethical. As a case in point, we might assign a very large loss value to a prediction that results in presenting fake news to a user.

V. KR2 - TECHNICAL ROBUSTNESS AND SAFETY

To obtain a practical ERM-based AI system, we must implement ERM (3) by some numerical optimization algorithm that is executed on some computer [64]. Such an implementation will typically incur a plethora of imperfections, ranging from programming errors, quantization noise, power outages, interrupted communication links to hardware failures [65].

Assume that we would have a perfect computer that is able to perfectly solve (3). Still, we must take into account imperfections of the collection process. The training set \mathcal{D} might be obtained from physical sensors which rarely deliver perfect measurements of a physical quantity [66]. Moreover, the training set might have been intentionally manipulated (poisoned) by an adversary [67], [68].

Even if we can rule out any physical measurement errors or data poisoning, it might still be useful to consider the training set as being subject to perturbation. Indeed, a key assumption of statistical learning theory is that the training set \mathcal{D} consists of i.i.d. samples from an underlying probability distribution $p((\mathbf{x}, y))$. Thus, we can interpret \mathcal{D} as a perturbed representation of $p((\mathbf{x}, y))$.

It seems natural to require the trained model $\hat{h} \in \mathcal{H}$ to be robust against perturbations arising from the i.i.d. sampling process. Indeed, the result of ERM should be a hypothesis with minimum risk, irrespective of the specific realization of the training set. For a more detailed analysis of the relation between robustness and generalization of ERM, we refer to [69], [70] as well as [46, Sec. 13.2].

To ensure **KR2** we need to understand the effect of perturbations on a ERM-based AI system. These perturbations might affect any of the ERM components: the data points in \mathcal{D} , the model \mathcal{H} or the loss function L . Let us denote the perturbed components as $\tilde{\mathcal{D}}$, $\tilde{\mathcal{H}}$ and \tilde{L} . The resulting perturbed ERM is then

$$\tilde{h} = \underset{h \in \tilde{\mathcal{H}}}{\operatorname{argmin}} (1/|\tilde{\mathcal{D}}|) \sum_{(\mathbf{x}, y) \in \tilde{\mathcal{D}}} \tilde{L}((\mathbf{x}, y), h). \quad (5)$$

The effect of perturbations on optimization problems (such as (4)) has been studied extensively in robust optimization literature [71], [72]. By interpreting ERM as an estimator of (optimal) model parameters allows to use tools from robust statistics and signal processing [73], [74] to study the deviation between (4) and (5)

The analysis of (5) is typically based on assuming that the perturbed data $\tilde{\mathcal{D}}$, model $\tilde{\mathcal{H}}$ and loss \tilde{L} belong to a known uncertainty set \mathcal{U} ,

$$(\tilde{\mathcal{D}}, \tilde{\mathcal{H}}, \tilde{L}) \in \mathcal{U}. \quad (6)$$

Different robustness measures are obtained for different choices for the uncertainty set and measures for the deviations between optimization problems. For example, the uncertainty set \mathcal{U} might consist of all datasets constituted by data points within some distance of the data points in \mathcal{D} . If we measure the deviation between (4) and (5) in terms of their optimal values, we can use basic convex duality to quantify the effect of perturbations [61, Sec. 5.6].

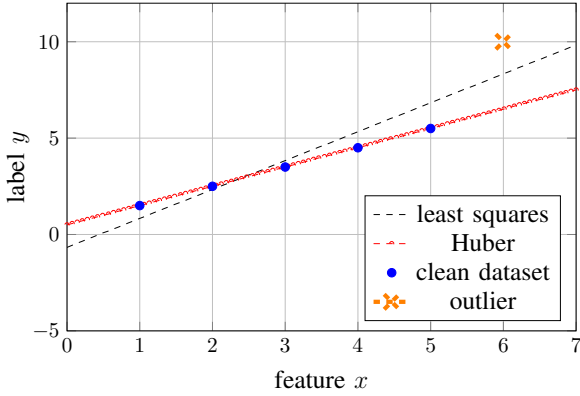


Fig. 5. Effect of using either squared error or Huber loss on learning the parameters of a linear model. The model parameters learnt by minimizing the average Huber loss seem to be more robust against the presence of an outlier.

A. Loss

This section discusses specific choices (constructions) for the loss function in ERM (4) such that its solutions are close to the perturbed ERM (5). In particular, we consider uncertainty sets that contain a single choice for model \mathcal{H} and loss function L but different perturbed datasets $\tilde{\mathcal{D}}$. Thus, throughout this section, we assume (4) and (5) use the same \mathcal{H} and L .

Robust Statistics. A well-known example for a loss function that improves robustness of ERM is the Huber loss. As a case in point, consider ERM for learning the parameters of a linear map $h(\mathbf{x}) = \mathbf{w}^T \mathbf{x}$ to predict a numeric label y from the features \mathbf{x} of a data point. Using the Huber loss instead of the squared error loss in (4) makes the resulting method significantly robust (in-sensitive) against the presence of outliers in the training set \mathcal{D} [47, Ch. 3]. Figure 5 depicts a toy dataset along with two linear models, one trained by minimizing the average squared error loss and another one by minimizing the average Huber loss.

Adversarial Loss. A principled construction of robust loss functions is based on replacing ERM (4) with an adversarial (or worst-case) variant [75], [76]

$$\hat{h} = \operatorname{argmin}_{h \in \mathcal{H}} \sup_{\tilde{\mathcal{D}} \in \mathcal{U}} \sum_{(\mathbf{x}, y) \in \tilde{\mathcal{D}}} L((\mathbf{x}, y), h). \quad (7)$$

A rapidly growing body of work studies various instances of (7) obtained for different constructions of the uncertainty set \mathcal{U} [77]–[80]. We next show how a special case of (7) is equivalent to (4) for a suitable choice L' for the loss function.

One widely used construction of the uncertainty set in (7) is to separately perturb the features (and potentially also the labels) of data points in \mathcal{D} [77], [79]. Thus, the uncertainty set decomposes into one separate uncertainty set $\mathcal{U}^{(\mathbf{x}, y)}$ for each data point (\mathbf{x}, y) in \mathcal{D} . The adversarial ERM (7) then becomes

[79]

$$\hat{h} = \operatorname{argmin}_{h \in \mathcal{H}} \sum_{r=1}^m \sup_{(\tilde{\mathbf{x}}, \tilde{y}) \in \mathcal{U}^{(\mathbf{x}^{(r)}, y^{(r)})}} L((\tilde{\mathbf{x}}, \tilde{y}), h). \quad (8)$$

robust loss $L'((\mathbf{x}^{(r)}, y^{(r)}), h)$

The robust loss function L' depends on the original choice for the loss function in (4) and the uncertainty set \mathcal{U} in (8).

Let us next consider a modification of (8) where we perturb only the features of data points but leaving their labels untouched [71]. This modification uses an uncertainty set $\mathcal{U}^{(\eta)}$ which is parametrized by a perturbation strength η and consists of datasets $\tilde{\mathcal{D}} = (\tilde{\mathbf{X}}, \mathbf{y})$ with feature matrix

$$\begin{aligned} \tilde{\mathbf{X}} &= \mathbf{X} + (\mathbf{u}^{(1)}, \dots, \mathbf{u}^{(d)}) \\ &:= (\tilde{\mathbf{x}}^{(1)}, \dots, \tilde{\mathbf{x}}^{(m)})^T \quad := (\mathbf{x}^{(1)}, \dots, \mathbf{x}^{(m)})^T \\ &\text{with } \|\mathbf{u}^{(j)}\|_1 \leq \eta. \end{aligned} \quad (9)$$

Carefully note that, in contrast to (8), the construction (9) couples the features of different data points in \mathcal{D} . Thus, instead of maximizing over possible perturbations separately for each data point as in (8), we need to study the worst-case perturbation of the entire dataset:

$$\hat{h} = \operatorname{argmin}_{h \in \mathcal{H}} \sup_{\tilde{\mathcal{D}} \in \mathcal{U}} \sum_{r=1}^m L((\tilde{\mathbf{x}}^{(r)}, y), h). \quad (10)$$

Consider learning the parameters \mathbf{w} of a linear model using loss function $L((\mathbf{x}, y), h) = |y - h(\mathbf{x})|$. For this special case, it can be shown that (10) is equivalent to ERM with the robust loss $L' = |y - h(\mathbf{x})| + \eta \|\mathbf{w}\|_1$ [71, Thm. 14.9.].

Recent work also studies uncertainty sets \mathcal{U} that consist of perturbed datasets $\tilde{\mathcal{D}}$ with an empirical distribution $\tilde{\mathbb{P}}$ close to the empirical distribution \mathbb{P} of \mathcal{D} ,

$$\mathcal{U}^{(\eta)} := \{\tilde{\mathcal{D}} : W(\tilde{\mathbb{P}}, \mathbb{P}) \leq \eta\}. \quad (11)$$

Here, we use Wasserstein distance $W(\tilde{\mathbb{P}}, \mathbb{P})$ to measure the distance between $\tilde{\mathbb{P}}$ and \mathbb{P} [80]. Consider the adversarial ERM (7) with uncertainty set (11) and a loss function L that is Lipschitz continuous with modulus α . It can then be shown that (7) is equivalent to ERM with a specific robust loss function [80, Theorem 4].

For a binary classification, the authors of [81] study a robust loss of the form

$$L((\mathbf{x}, y), h) = \begin{cases} 1 & \text{if } h(\mathbf{x}') \neq y \text{ for some } \mathbf{x}' \in \mathcal{U}_{\mathbf{x}} \\ 0 & \text{otherwise.} \end{cases} \quad (12)$$

Here, $\mathcal{U}_{\mathbf{x}}$ is some robustness region. Note that (12) reduces to the basic 0/1 loss for the choice $\mathcal{U}_{\mathbf{x}} = \{\mathbf{x}\}$ [47].

B. Data

Instead of choosing a robust loss function L in ERM (4), we can construct the training set in (4) to make its solutions more robust. One widely studied approach is adversarial training,

i.e., to include adversarially perturbed data points in the training set \mathcal{D} [76], [82], [83].

An opposite approach to adversarial training is to prune a given dataset using some form of outlier detection [84]. The training set is then obtained by the remaining data points that have not been declared as outliers. However, it can be challenging to distinguish outliers from natural perturbations due to the sampling from a true underlying probability distribution [85], [86]. Fundamental limits for this outlier removal approach can be obtained, e.g., from the malicious noise model [87]:

$$\mathbf{z}^{(r)} = \begin{cases} \tilde{\mathbf{z}}^{(r)} & \text{if } b^{(r)} = 1 \\ \mathbf{e}^{(r)} & \text{otherwise,} \end{cases} \quad (13)$$

$$\text{with } b^{(r)} \stackrel{\text{i.i.d.}}{\sim} \mathcal{B}(p_e), \tilde{\mathbf{z}}^{(r)} \stackrel{\text{i.i.d.}}{\sim} p(\mathbf{x}, y). \quad (14)$$

C. Model

A principled approach to defining and measuring robustness of ML is to study the continuity properties of the learnt hypothesis \hat{h} . Beside the basic qualitative notion of continuity, we can also use Lipschitz continuity to obtain a quantitative measure of robustness. However, the concept of Lipschitz continuity requires the domain and range of \hat{h} to be a metric space.

One way to ensure to robustness is then to use a model \mathcal{H} that only contains Lipschitz continuous hypothesis maps \mathcal{H} . Recent work has shown that ERM delivers a Lipschitz continuous hypothesis if the model \mathcal{H} is sufficiently large [88].

Instead of Lipschitz continuity, the authors of [89] use the concept of local and global robustness for multi-class classification problems. Here, data points have a label $y \in \mathcal{Y} := \{1, \dots, K\}$ and the goal is to learn a classifier $h(\mathbf{x}) = (h_1(\mathbf{x}), \dots, h_k(\mathbf{x}))^T$ which is used to classify a data point as $\hat{y} = \operatorname{argmax}_{c \in \{1, \dots, K\}} h_c(\mathbf{x})$.

A classifier $h(\mathbf{x})$ is then defined as ε -locally robust at feature vector \mathbf{x} if it classifies $\hat{y} = \hat{y}'$ for every data point with features \mathbf{x}' such that $\|\mathbf{x} - \mathbf{x}'\|_2 \leq \varepsilon$ [89]. Note that if we require this to hold at every \mathbf{x} , the classifier must be trivial (delivering the same label value for every data point). To obtain a useful notion of global robustness, the authors of [89] introduce an auxiliary label value that signals if the classifier fails to be robust locally.

VI. KR3 - PRIVACY AND DATA GOVERNANCE

“..privacy, a fundamental right particularly affected by AI systems. Prevention of harm to privacy also necessitates adequate data governance that covers the quality and integrity of the data used..” [29, p.17].

Data Governance. ML systems might use data points that are generated by human users, i.e., personal data. Whenever personal data is used, special care must be dedicated towards data protection regulations [32]. It might then be useful (or even compulsory) to designate a data protection officer and conduct a data protection impact assessment [29].

Measuring Privacy Leakage. Ensuring privacy protection for an ERM-based system requires some means to quantify its

privacy leakage. To this end, it is useful to think of an ERM-based method as a map \mathcal{A} : An ERM-based method \mathcal{A} reads in the training set \mathcal{D} , solves (3), and delivers some output $\mathcal{A}(\mathcal{D})$. The output could be the learnt model parameters $\hat{\mathbf{w}}$ or the prediction $\hat{h}(\mathbf{x})$ obtained for a specific data point with features \mathbf{x} .

Privacy protection requires non-invertibility. To implement means of privacy protection, we need to clarify what parts of a data point are considered private or sensitive information. To fix ideas, consider data points representing humans. Each data point is characterized by features \mathbf{x} , potentially a label y and a sensitive attribute s (e.g., a recent medical diagnosis). For a ERM-based method \mathcal{A} , privacy protection means that it should be impossible to infer, from the output $\mathcal{A}(\mathcal{D})$, any of the sensitive attributes s in \mathcal{D} . Mathematically, privacy protection requires non-invertibility of the map $\mathcal{A}(\mathcal{D})$. In general, just making $\mathcal{A}(\mathcal{D})$ non-invertible is typically insufficient for privacy protection. We need to make $\mathcal{A}(\mathcal{D})$ sufficiently non-invertible.

Differential privacy (DP). One widely used approach to make a ERM-based method sufficiently non-invertible is introduce some randomness or noise. Examples for such randomness include the adding of noise to the output and the selection of a random subset of \mathcal{D} . The map \mathcal{A} then becomes stochastic and, in turn, the output $\mathcal{A}(\mathcal{D})$ is then characterized by a probability distribution $\operatorname{Prob}\{\mathcal{A}(\mathcal{D}) \in \mathcal{S}\}$ for all sets \mathcal{S} within a well-defined collection of measurable sets [44]. DP measures the non-invertibility of a stochastic algorithm \mathcal{A} via the similarity of the probability distributions obtained for two datasets $\mathcal{D}, \mathcal{D}'$ that are considered neighbouring or adjacent [90], [91]. Typically, we consider \mathcal{D}' as adjacent to \mathcal{D} if it is obtained by modifying the features or label of a single data point in \mathcal{D} . In general, the notion of neighbouring datasets is a design choice used in the formal definition of DP.

Definition 1: (from [91]) A ERM-based method \mathcal{A} is (ε, δ) -DP if for any measurable set \mathcal{S} and any two neighbouring datasets $\mathcal{D}, \mathcal{D}'$,

$$\operatorname{Prob}\{\mathcal{A}(\mathcal{D}) \in \mathcal{S}\} \leq \exp(\varepsilon) \operatorname{Prob}\{\mathcal{A}(\mathcal{D}') \in \mathcal{S}\} + \delta. \quad (15)$$

A. Data

One simple way to implement privacy protection in ERM-based methods is by careful selection of the features used to characterize data points [92], [93]. The idea is to use only features that are relevant for the learning task but at the same time do not convey too much information about any sensitive attribute. Clearly, there is an inherent trade-off between privacy protection and resulting statistical accuracy. Indeed, we obtain perfect privacy protection but not using any property of a data point as their features. Clearly, this extreme case of maximum privacy protection comes at the cost of a lower quality of the predictions delivered by (the hypothesis learnt from) ERM.

Private Feature Learning. In general, it is difficult to manually identify features that strike a good balance between

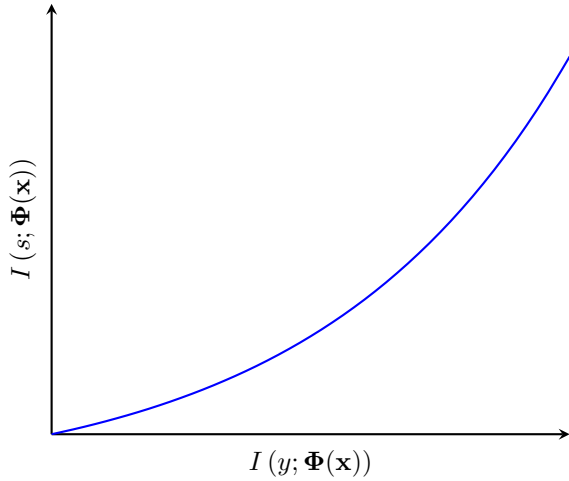


Fig. 6. The solutions of the privacy funnel (16) trace out (for varying constraint R) a curve in the plane spanned by the values of $I(s; \Phi(\mathbf{x}))$ (measuring the privacy leakage) and $I(y; \Phi(\mathbf{x}))$ (measuring the usefulness of the transformed features for predicting the label).

privacy protection and predictive accuracy.² We could then try learn, in a data-driven fashion, a feature map $\Phi: \mathbb{R}^d \rightarrow \mathbb{R}^{d'}$. The map Φ is learnt such that the new features $\mathbf{z} = \Phi(\mathbf{x}) \in \mathbb{R}^{d'}$ do not allow to infer (accurately) the private attribute s while still allowing to predict the label y of a data point. We next discuss two specific approaches to private feature learning, using different measures for the predictability of s and y . These measures are based on a simple probabilistic model for the data points in \mathcal{D} . In particular, we interpret them as realizations of i.i.d. RVs.

Privacy Funnel. The mutual information (MI) $I(s; \Phi(\mathbf{x}))$ can be used as a measure for the predicability of s from $\Phi(\mathbf{x})$. A small value of $I(s; \Phi(\mathbf{x}))$ indicates that it is difficult to predict the private attribute s solely from $\Phi(\mathbf{x})$, i.e., a high level of privacy protection.³ Similarly, we can use the MI $I(y; \Phi(\mathbf{x}))$ to measure the predicability of the label y from $\Phi(\mathbf{x})$. A large value $I(y; \Phi(\mathbf{x}))$ indicates that $\Phi(\mathbf{x})$ allows to accurately predict y (which is of course preferable).

It seems natural to use a feature map $\Phi(\mathbf{x})$ that optimally balances a small $I(s; \Phi(\mathbf{x}))$ (stronger privacy protection) with a sufficiently large $I(y; \Phi(\mathbf{x}))$ (allowing to accurately predict y). The mathematically precise formulation of this plan is known as the privacy funnel [95, Eq. (2)],

$$\min_{\Phi(\cdot)} I(s; \Phi(\mathbf{x})) \text{ such that } I(y; \Phi(\mathbf{x})) \geq R. \quad (16)$$

Figure 6 qualitatively illustrates the solution of (16) for varying threshold R .

Private Linear Feature Learning. The privacy funnel (16) uses the MI $I(s; \Phi(\mathbf{x}))$ to quantify the privacy leakage of a feature map $\Phi(\mathbf{x})$. An alternative measure for the privacy leakage is the minimum reconstruction error $s - \hat{s}$. The

²Think of data points being images, each characterized by millions of pixel colour intensities as their raw features.

³The relation between MI-based privacy measures and DP has been studied in some detail [94].

reconstruction \hat{s} is obtained by applying a reconstruction map $r(\cdot)$ to the transformed features $\Phi(\mathbf{x})$. If the joint probability distribution $p(s, \mathbf{x})$ is a multivariate normal and the $\Phi(\cdot)$ is a linear map (of the form $\Phi(\mathbf{x}) := \mathbf{F}\mathbf{x}$ with some matrix \mathbf{F}), then the optimal reconstruction map is again linear [96].

We would like to find the linear feature map $\Phi(\mathbf{x}) := \mathbf{F}\mathbf{x}$ such that for any linear reconstruction map \mathbf{r} (resulting in $\hat{s} := \mathbf{r}^T \mathbf{F}\mathbf{x}$) the expected squared error $\mathbb{E}\{(s - \hat{s})^2\}$ is large. The smallest possible expected squared error loss

$$\varepsilon(\mathbf{F}) := \min_{\mathbf{r} \in \mathbb{R}^{d'}} \mathbb{E}\{(s - \mathbf{r}^T \mathbf{F}\mathbf{x})^2\} \quad (17)$$

measures the level of privacy protection offered by the new features $\mathbf{z} = \mathbf{F}\mathbf{x}$. The larger the value $\varepsilon(\mathbf{F})$, the more privacy protection is offered. It can be shown that $\varepsilon(\mathbf{F})$ is maximized by any \mathbf{F} that is orthogonal to the cross-covariance vector $\mathbf{c}_{\mathbf{x},s} := \mathbb{E}\{\mathbf{x}s\}$, i.e., whenever $\mathbf{F}\mathbf{c}_{\mathbf{x},s} = \mathbf{0}$. One specific choice for \mathbf{F} that satisfies this orthogonality condition is

$$\mathbf{F} = \mathbf{I} - (1/\|\mathbf{c}_{\mathbf{x},s}\|_2^2)\mathbf{c}_{\mathbf{x},s}\mathbf{c}_{\mathbf{x},s}^T. \quad (18)$$

Figure 7 illustrates a dataset for which we want to find a linear feature map \mathbf{F} such that the new features $\mathbf{z} = \mathbf{F}\mathbf{x}$ do not allow to accurately predict a sensitive attribute.

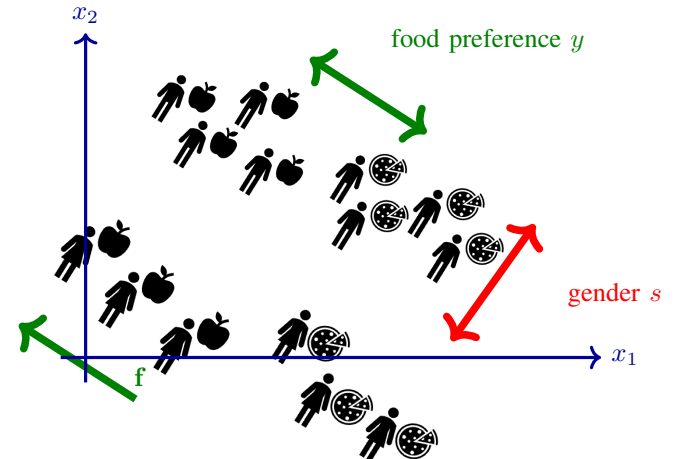


Fig. 7. A toy dataset \mathcal{D} whose data points represent customers, each characterized by features $\mathbf{x} = (x_1, x_2)^T$. These raw features carry information about a private attribute s (gender) and the label y (food preference) of a person. The scatter-plot suggests that we can find a linear feature transformation $\mathbf{F} := \mathbf{f}^T \in \mathbb{R}^{1 \times 2}$ resulting in a new feature $z := \mathbf{F}\mathbf{x}$ that does not allow to predict s , while still allowing to predict y .

Sufficient Statistics. So far, we have discussed privacy protection in the sense of not allowing to predict sensitive attributes. In some applications, it might not be clear what a sensitive attributes is. Still we would like to minimize any potential privacy leakage. To implement such a data minimization principle we can use the concept of a sufficient statistic [97], [98]. To this end, we assume that data points are obtained as i.i.d. samples from a probability distribution $p(\mathbf{x}; \mathbf{w})$ which is parametrized by model parameters \mathbf{w} .

ERM-based methods can be interpreted as methods for estimating the true underlying \mathbf{w} of the probability distribution $p(\mathbf{x}; \mathbf{w})$. A statistic $\mathbf{z} = \Phi(\mathbf{x})$, with some map $\Phi(\cdot)$, is

sufficient for the parameter \mathbf{w} if the conditional probability distribution of \mathbf{x} , given the statistic $\mathbf{z} = \Phi(\mathbf{x})$, does not depend on the model parameters \mathbf{w} .

Whenever we have identified a sufficient statistic for the probabilistic model $p(\mathbf{x}; \mathbf{w})$, we can safely discard the original raw features and instead use the sufficient statistic $\mathbf{z} = \Phi(\mathbf{x})$ as the new features. Of particular interest are sufficient statistics that are minimal in the sense that any other sufficient statistic is determined from known the value of a minimal sufficient statistic [96].

B. Model

The feature learning techniques from the above Section VI-A can also be implemented as a design choice for the model used in ERM. Indeed, we can think of linear feature learning map as being a pre-processing step within a hypothesis map.

Remember that privacy protection of an ERM-based method $\mathcal{A}(\mathcal{D})$ is determined by its non-invertibility. Let us next illustrate the impact of the choice for the model \mathcal{H} on the non-invertibility of $\mathcal{A}(\mathcal{D})$. Figure 8 depicts a toy dataset \mathcal{D} along with the decision regions of the hypothesis \hat{h} learnt with ERM (4) using a decision tree model \mathcal{H} [47, Ch. 3].

Note that one of the decision regions depicted in Figure 8 contains a single data point from \mathcal{D} , let us denote it by $(\mathbf{x}^{(1)}, y^{(1)})$. Thus, if we have a sufficiently accurate estimate for the features $\mathbf{x}^{(1)}$, we can infer the corresponding label $y^{(1)}$ from the predictions delivered by \hat{h} for features near-by $\mathbf{x}^{(1)}$. To avoid such a model inversion attack, we should use a more shallow decision tree model such that each resulting decision region contains a minimum number of data points from \mathcal{D} .

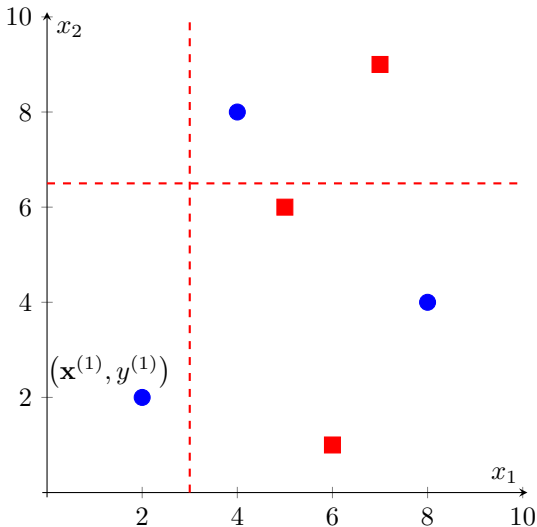


Fig. 8. Scatter plot of a dataset \mathcal{D} along with the decision boundary of a decision tree \hat{h} trained via ERM on \mathcal{D} . One of the decision regions contains a single data point from the training set which could allow an adversary to infer the label $y^{(1)}$ from the predictions $\hat{h}(\mathbf{x})$ obtained for features near-by $\mathbf{x}^{(1)}$.

C. Loss

We can also ensure privacy protection in ERM-based AI systems via suitable design choice for the loss function L (4). As a (not very useful) extreme case, consider a constant loss function $L((\mathbf{x}, y), \mathbf{w}) = 0$. Here, the hypothesis learnt by ERM (4) is totally unrelated to the data points in the training set \mathcal{D} and, in turn, does not carry any information about them (in particular, their sensitive attributes). This maximal privacy protection comes at the cost of learning a useless hypothesis in general.

A less trivial construction for a privacy-friendly loss function is studied in [99]. Given the loss function of a potentially non-private ERM-based method, we simply add a random linear function to the objective function in (4). The authors of [99] then study DP guarantees (15) guaranteed by using the randomly perturbed ERM.

VII. KR4 - TRANSPARENCY

According to [29], this key requirement encompasses transparency of elements relevant to an AI system. KR4 requires ERM-based methods to provide explanations for their predictions. Instead of constructing explicit explanations, ERM-based methods should utilize models that are intrinsically interpretable [100], [101].

KR4 also mandates that users be informed when interacting with an automated system, e.g., through notifications such as ‘You are now conversing with a chatbot’. In addition, ERM-based methods should be transparent about their capabilities and limitations, including quantitative measures of prediction uncertainty.

Traceability. The design choices (and underlying business models) for a ERM-based AI systems must be documented. This includes the source for the (data points in the) training set, the model, the loss function used in (3) [102]. Moreover, the documentation should also cover the details of the optimization method used to solve (3). This documentation might include the recording of the current model parameters along with a time-stamp (“logging”).

Communication. The user interface of an AI system must clearly indicate if it delivers responses based on automated data processing such as ERM. AI systems also need to communicate the capabilities and limitations to their end users (e.g., of a digital health app running on a smartphone). For example, we can indicate a measure of uncertainty about the predictions delivered by the trained model. Such an uncertainty measure can be obtained naturally from probabilistic model for the data, e.g., the (estimated) conditional variance of the label y , given the features \mathbf{x} of a random data point. Another example for an uncertainty measure is the validation error of a trained model $\hat{h} \in \mathcal{H}$.

Explainability. Another core aspect of transparency is the explainability of an AI system. In what follows, we will discuss how specific design choices can facilitate the explainability of ERM-based methods. To this end, we need a precise definition or quantitative measure for the explainability of ERM. There is a variety of approaches to constructing

numeric measures for explainability of ERM based methods [103]. One recent line of work revolves around the notion of simulatability [101], [104]–[108]. A key challenge in meeting KR4 is the subjective nature of explainability, as the clarity of explanations can vary depending on the user’s perspective [101], [108].⁴

Simulatability. It seems natural to consider an ERM-based method explainable to a specific user if they can anticipate (or predict) the predictions delivered by the trained model $\hat{h} \in \mathcal{H}$ [104], [105], [109]. Consider some test set $\mathcal{D}^{(\text{test})}$ that consists of unlabeled data points, each characterized by some features \mathbf{x} . We further assume that we have access to the labels $u(\mathbf{x})$ predicted by a user [110].

Degree of Subjectivity. We measure the (lack of) explainability of a trained model $\hat{h} \in \mathcal{H}$ via the discrepancy between its predictions $\hat{h}(\mathbf{x})$ and the user predictions $u(\mathbf{x})$. Such a measure captures the subjective explainability as it is based on the (subjective) predictions $u(\mathbf{x})$ provided by a specific user. This approach also allows for different levels of objectivity (or subjectivity) by using increasingly large user groups to aggregate the user predictions for the data points. Roughly speaking, instead of having a user prediction from a single user, such as the co-author “A. Jung” of this work, we instead construct a user prediction representing a larger group such as “Austrian male”. Manually curated (labelled) benchmark datasets are another special case where the user group is large and composed of recognized domain experts [110].

A. Data

Datasheets for Datasets. The authors of [102] propose a documentation principle for datasets, similar to product data sheets. In particular, each dataset should be accompanied by a data sheet that describe the composition, collection process, and intended use. This helps to ensure that biases and limitations are documented.

Data Augmentation for Simulatability. To ensure simulatability of the hypothesis $\hat{h} \in \mathcal{H}$ learn by ERM (4) we can include pseudo-labeled data points $\tilde{\mathbf{z}}$ in the training set \mathcal{D} . Such a pseudo-labeled data point $\tilde{\mathbf{z}} = (\mathbf{x}, u(\mathbf{x}))$ is obtained by having a user provide a label $u(\mathbf{x})$ for a test data point with features $\mathbf{x} \in \mathcal{D}^{(\text{test})}$. The test set can be obtained by collecting new raw data or by systematic modifications of data points in the original training set. For example, the modification can amount to constructing counterfactual examples by removing or changing important features [105].

B. Model

Model Cards. Similar to datasheets for datasets, model cards provide transparency about the performance of trained models across different demographic groups [110]. This helps to identify fairness-related issues in ERM-based methods.

⁴As a case in point, a linear model for predicting a disease based on several bio-physical measurements might be explainable for a medical expert. However, it might not be explainable to an elementary school student.

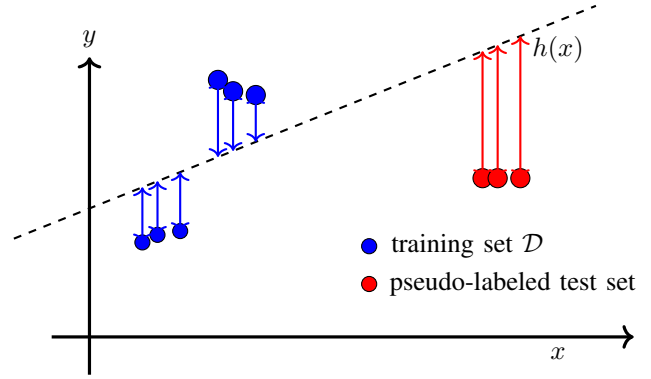


Fig. 9. We can improve simulatability (or subjective explainability) of ERM by augmenting the training set with pseudo-labeled data points. These are obtained from having the user predict labels of data points in a test set.

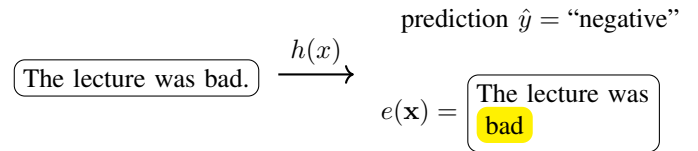


Fig. 10. To facilitate the explainability of ERM-based methods we could augment

“Simple” Models. One way to ensure explainability of ERM (3) is to choose a model \mathcal{H} that only contains hypothesis maps that are simulatable. However, this choice must take into account the specific user (knowledge) and the construction of test set over which we compare user predictions with model predictions. For example, a linear model might be considered explainable only if the underlying feature space has small dimension and for users that have basic understanding of linear functions.

Constructing Explanations. Methods for explainable AI not only differ in how they measure explainability but also in the form of explanations [108]. One widely used form of explanation is to list the most important features of a data point [111]. Another form of explanation is to use heat-maps that indicate the relative importance of image pixels [112]. Case-based reasoning uses specific data points from the training set as an explanation [113]. In general, an explanation is some function $e(\mathbf{x})$ of the features of a data point. This explanation is delivered along with the prediction to the user. Formally, this corresponds to using a hypothesis map h with structured output $h(\mathbf{x}) = (e(\mathbf{x}), \hat{y})^T$.

C. Loss

The augmentation of the training set in ERM with pseudo-labeled examples (see Section VII-A) is equivalent to including the penalty term $\mathcal{R}\{h\} = \sum_{\mathbf{x} \in \mathcal{D}^{(\text{test})}} L((\mathbf{x}, u(\mathbf{x})), h)$ in the loss function used by (3) (see Figure 4). Instead of using an explicit test set, the authors of [101] use a simple probabilistic

model for the data points and user signal $p(\mathbf{x}, u)$ which allows to construct a penalty term via the expected loss

$$\mathcal{R}\{h\} = \mathbb{E}\left\{L((\mathbf{x}, u(\mathbf{x})), h)\right\}.$$

VIII. KR5 - DIVERSITY, NON-DISCRIMINATION AND FAIRNESS

“...we must enable inclusion and diversity throughout the entire AI system’s life cycle...this also entails ensuring equal access through inclusive design processes as well as equal treatment.” [29, p.18].

Consider an AI application that uses data points representing humans. Each data point is characterized by features \mathbf{x} and a sensitive attribute s . The sensitive attribute typically depends on the raw features of a data point, $s = s(\mathbf{x})$ with some map $s(\cdot)$. Examples for a sensitive attribute s include ethnicity, age, gender or religion.⁵

Individual Fairness (Disparate Treatment). Roughly speaking, a fair ERM-based method should learn a $\hat{h} \in \mathcal{H}$ that does not put inappropriate weight on the sensitive attribute. To make this fairness notion precise, we need a measure $d(\mathbf{x}, \mathbf{x}')$ for the similarity between data points, with features \mathbf{x}, \mathbf{x}' , that maximally ignores their sensitive attributes [114], [115]. A fair classifier should deliver the same predictions for sufficiently similar data points,

$$\hat{h}(\mathbf{x}) = \hat{h}(\mathbf{x}') \quad \text{whenever } d(\mathbf{x}, \mathbf{x}') \text{ is sufficiently small.} \quad (19)$$

Here, $d(\mathbf{x}, \mathbf{x}')$ denotes a quantitative measure for the similarity between two data points with features \mathbf{x}, \mathbf{x}' , respectively. The fairness requirement (19) seems natural in order to prevent *disparate treatment* [116].

Example: Job Platform. Consider a job platform that uses ERM to learn a hypothesis \hat{h} for predicting if a given user is suitable for a specific job opening. Each user is characterized by features $\mathbf{x} = (x_1, \dots, x_d)$ with its first entry x_1 being the age of the user. Thus, the sensitive attribute is $s = x_1$. Fairness might require that the prediction $\hat{h}(\mathbf{x})$ does not depend at all on the age of the user [117]. We could ensure this by using a classifier satisfying (19) with a metric $d(\mathbf{x}, \mathbf{x}')$ that does not depend on x_1 . However, the requirement (19) is insufficient when the sensitive attribute $s = x_1$ can be inferred (predicted) from the values of the remaining features x_2, \dots, x_d [118], [119].

ML literature has proposed and studied a variety of quantitative measures for the fairness of a trained model $\hat{h} \in \mathcal{H}$. In what follows we briefly survey some of these measures in the context of binary classification where the learn hypothesis is used to deliver a predicted label $\hat{y} \in \{0, 1\}$.

Group Fairness (Disparate Impact). Besides the individual fairness constraint (19), another flavour of fairness is to require a trained model to have similar performance across

⁵The definition of the sensitive attribute s is a design choice that varies by application. For instance, religion might be a sensitive attribute on a job application platform, but it could be a relevant feature in a diet planning app.

sub-populations [114], [118], [120]–[123]. For example, we might require identical conditional risk for subsets of data points with sensitive attribute value $s^{(1)}$ and $s^{(2)}$, respectively,

$$\mathbb{E}\{L((\mathbf{x}, y), \hat{h}) | s = s^{(1)}\} = \mathbb{E}\{L((\mathbf{x}, y), \hat{h}) | s = s^{(2)}\}. \quad (20)$$

Imposing (20) requires the learnt hypothesis to have the same performance (expected loss) over sub-populations of data points that have a common sensitive attribute s (e.g., “males” and “females”). The fairness requirement (20) is closely related to the notion of *disparate impact* [116].

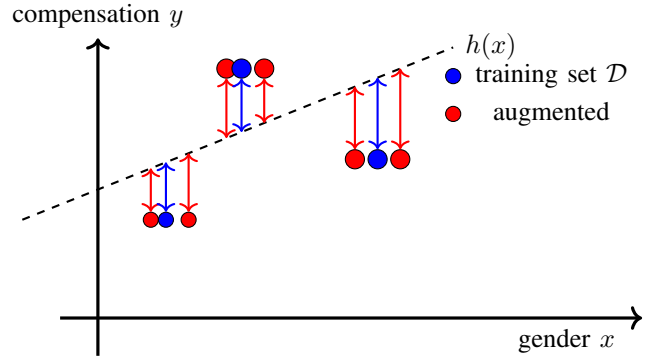


Fig. 11. We can improve fairness of a ML method by augmenting the training set using perturbations of an irrelevant feature such as the gender of a person for which we want to predict the adequate compensation as the label.

A. Data

The training set \mathcal{D} used in ERM should be carefully selected to not enforce existing discrimination. In a health-care application, there might be significantly more training data for patients of a specific gender, resulting in models that perform best for that specific gender at the cost of worse performance for the minority [90, Sec. 3.3.].

Fairness is also important for ML methods used to determine credit score and, in turn, if a loan should be granted or not [124]. Here, we must ensure that ML methods do not discriminate customers based on ethnicity or race. To this end, we could augment data points via modifying any features that mainly reflect the ethnicity or race of a customer (see Figure 11).

Data augmentation for enforcing fairness of ERM is also studied in [125]. The data augmentation strategy in this paper involves replacing individuals in video frames with new individuals while maintaining the original motion [126], [127]. The two-step process involves (i) tracking and segmenting the target person in the video and (ii) replacing the person with another individual by transforming key-points and poses..

Fair Data Collection. The fairness of ERM-based methods also includes the data collection process [128]. Indeed, the dataset \mathcal{D} in (4) must be gathered in a way that is aligns with fundamental rights and regulations like GDPR [32], [49]. Fair data collection practices such be transparent and representative. Unfair data collection practices, such as biased

sampling or improper consent procedures, can compromise the fairness of the overall AI system [129], [130].

B. Model

We can ensure fairness of the learnt hypothesis $\hat{h} \in \mathcal{H}$ by using a model \mathcal{H} that only includes hypothesis maps satisfying fairness constraints such as (variations) of (19). One example for such a constraint is to require each hypothesis h to be Lipschitz continuous [114]. The idea is require \hat{h} to deliver similar predictions for data points that are similar in a non-discriminatory sense. A key challenge for the practical use of this requirement is to find a useful choice for the metric underlying the Lipschitz condition [114].

C. Loss

Fairness via Regularization. Fairness constraints of the form (20) can be included in the loss of ERM. By Lagrangian duality [61, Ch. 5], the constraints can be translated into a penalty term that is added to the ERM objective function [118], [120], [131], [132]. Adding such a fairness penalty term can be interpreted as a form regularization (see Section II and Figure 4).

Fairness via Sample Weighting. Instead of adding a penalty term to the loss function in ERM, we can also ensure fairness by sample weighting [133]. The idea is to scale the loss incurred on a data point based on the relative frequency of its sensitive attribute in the training set \mathcal{D} . Magnifying the loss incurred for data points from a minority ensures that under-represented groups have a larger influence on solution of (4).

IX. KR6 - SOCIETAL AND ENVIRONMENTAL WELL-BEING

“...Sustainability and ecological responsibility of AI systems should be encouraged, and research should be fostered into AI solutions addressing areas of global concern, such as for instance the Sustainable Development Goals.” [29, p.19].

So far, we discussed KRs that focused on the effect for ERM-based methods on individual users. In contrast, KR6 key requirement revolves around the wider impact of an ERM-based method on the level of societies and natural environments.

Society and Democracy. Design choices for ERM should also consider the effect of (predictions delivered by) a trained model $\hat{h} \in \mathcal{H}$ on society at large. The predictions $\hat{h}(\mathbf{x})$ could not only harm the mental health of individual users but also affect core democratic processes such as policy-making or elections. As a case in point, social media might use personalized models \hat{h} to recommend (or select) content delivered to its users. These recommendations might be nudged in order to boost polarization and, in the extreme case, social unrest [134]. On the other hand, there is immense potential for large language models (LLMs) to improve the accessibility of high-quality education which, in turn, is crucial for the success of democracies [135], [136].

Environment. ERM-based AI systems need to solve the optimization problem (3) using some computational methods. The implementation of these methods in physical hardware

requires energy which is typically provided in the form of electricity [137]. Given the increasing energy requirement by AI systems, it is crucial to use environmental-friendly means of energy production [138]. Design choices for ERM should aim at minimizing the energy demand, as well as demand for cooling water [139], of the resulting AI system.

X. KR7 - ACCOUNTABILITY

“...mechanisms be put in place to ensure responsibility and accountability for AI systems and their outcomes, both before and after their development, deployment and use.” [29, p. 19].

Policy and Governance Approaches. Organizations such as the OECD have been working on governance structures for ERM-based AI systems. This includes formalizing auditing procedures and ensuring that developers are held to both ethical standards and legal requirements [140].

Frameworks for Answerability. AI developers and operators must be able to justify their actions and decisions. This involves both transparency (see Section VII) and oversight (see Section IV) mechanisms which are especially important in high-stakes domains [141]. The justification of ERM design choices also requires a solid understanding of the inherent trade-offs between design criteria such as explainability and accuracy [101], [142].

Regular Audits and Third-Party Reviews. Periodic reviews of AI systems by independent auditors help ensure and validate accountability. To this end, independent external teams (“red teams”) should stress-test the ERM-based system for vulnerabilities and biases that might undermine accountability [140], [143].

REFERENCES

- [1] Y. Wang, W. Ma, M. Zhang, Y. Liu, and S. Ma, “A survey on the fairness of recommender systems,” *ACM Trans. Inf. Syst.*, vol. 41, no. 3, feb 2023.
- [2] L.L. Sharabi and E. Dorrance-Hall, “The online dating effect: Where a couple meets predicts the quality of their marriage,” *Computers in Human Behavior*, vol. 150, pp. 107973, 2024.
- [3] Xueming Qian, He Feng, Guoshuai Zhao, and Tao Mei, “Personalized recommendation combining user interest and social circle,” *IEEE Transactions on Knowledge and Data Engineering*, vol. 26, no. 7, pp. 1763–1777, 2014.
- [4] Pamela L. Sankar and Lisa S. Parker, “The precision medicine initiative’s all of us research program: an agenda for research on its ethical, legal, and social issues,” *Genetics in Medicine*, vol. 19, no. 7, pp. 743–750, 2017.
- [5] R. Barry, J. West, and G. Wells, “Investigation: How tik-tok’s algorithm figures out your deepest desires,” 2021.
- [6] Y. Benkler, R. Faris, and H. Roberts, *Network Propaganda: Manipulation, Disinformation, and Radicalization in American Politics*, Oxford University Press, 11 2018.
- [7] CASS R. SUNSTEIN, *#Republic*, Princeton University Press, new edition edition, 2024/09/05/ 2018.
- [8] D. Almond, X. Du, and A. Vogel, “Reduced trolling on russian holidays and daily us presidential election odds,” *PLoS One*, vol. 17, no. 3, pp. e0264507, 2022.
- [9] K. Hao, “Troll farms reached 140 million americans a month on facebook before 2020 election, internal report shows,” *MIT Technology Review*, Sept 2021, Accessed: 2024-09-25.
- [10] A. NEJMAN A. MORESCHI and L. DEAL, “Mystery accidents: Teslas in ‘autopilot’ crashing into emergency vehicles,” *Spotlight on America*, July 2023.
- [11] C. Isidore and P. Valdes-Dapena, “Tesla is under investigation because its cars keep hitting emergency vehicles,” *CNN Business*, August 2021.

- [12] M. Spector and D. Levine, "Exclusive: Testla faces u.s. criminal probe over self-driving claims," *Reuters*, Oct 2022.
- [13] J. Stempel, "Tesla must face vehicle owners' lawsuit over self-driving claims," *Reuters*, May 2024, Updated 4 months ago.
- [14] M. Rosenberg, N. Confessore, and C. Cadwalladr, "How Trump Consultants Exploited the Facebook Data of Millions," *The New York Times*, March 2018, Accessed: 2024-09-26.
- [15] C. Cadwalladr and E. Graham-Harrison, "Revealed: 50 million facebook profiles harvested for cambridge analytica in major data breach," *The Guardian*, March 2018, Accessed: 2024-09-26.
- [16] Information Commissioner's Office (ICO), "Investigation into the use of data analytics in political campaigns: A report to parliament," Tech. Rep., Information Commissioner's Office, Nov. 2018, Accessed: 2024-09-26.
- [17] H. Grassegger and M. Krogerus, "The data that turned the world upside down," *Vice*, Jan. 2017, Accessed: 2024-09-26.
- [18] P.N. Howard and B. Kollanyi, "Bots, StrongerIn, and Brexit: Computational propaganda during the uk-eu referendum," 2016.
- [19] S. Zuboff, *The Age of Surveillance Capitalism: The Fight for a Human Future at the New Frontier of Power*, 1st edition, 2018.
- [20] J. Angwin, J. Larson, S. Mattu, and L. Kirchner, "Machine bias—there's software used across the country to predict future criminals, and it's biased against blacks," *ProPublica, Online Edition.*, 2016.
- [21] H. Melissa, "Justice served? discrimination in algorithmic risk assessment," *Research OUTREACH*, 2019.
- [22] J. Dressel and H. Farid, "The accuracy, fairness, and limits of predicting recidivism," *Sci Adv*, vol. 4, no. 1, pp. eaao5580, Jan 2018.
- [23] P. Mozur, "One month, 500,000 face scans: How china is using a.i. to profile a minority," *The New York Times*, 2019, Accessed: 2024-09-26.
- [24] S. Feldstein, "China's high-tech surveillance drives oppression of uyghurs," *The Bulletin of the Atomic Scientists*, 2022, Accessed: 2024-09-26.
- [25] Human Rights Watch, "China: Massive crackdown in muslim region," 2018, Accessed: 2024-09-26.
- [26] Amnesty International, "China: Draconian repression of muslims in xinjiang amounts to crimes against humanity," 2020, Accessed: 2024-09-26.
- [27] United States Congress, "Children's online privacy protection act of 1998," U.S. Code, 1998, 15 U.S.C. §§ 6501-6506.
- [28] United States Congress, "Federal trade commission act of 1914," U.S. Code, 1914, 15 U.S.C. §§ 41-58.
- [29] High-Level Expert Group on Artificial Intelligence, "Ethics guidelines for trustworthy AI," Tech. Rep., European Commission, April 2019.
- [30] OECD, "Recommendation of the council on artificial intelligence," 2019, Accessed: 2024-10-06.
- [31] L. Floridi and J. Cows, "A unified framework of five principles for ai in society," *Harvard Data Science Review*, 2019.
- [32] European Comission, "Regulation (eu) 2016/679 of the european parliament and of the council of 27 april 2016 on the protection of natural persons with regard to the processing of personal data and on the free movement of such data, and repealing directive 95/46/ec (general data protection regulation) (text with eea relevance)," , no. 119, pp. 1–88, May 2016.
- [33] S. Wachter, "Why fairness cannot be automated: Bridging the gap between eu non-discrimination law and ai," *Computer Law and Security Review*, vol. 41, pp. 105567, 2020.
- [34] Content European Commission, Directorate-General for Communications Networks and Technology, "Proposal for a regulation of the european parliament and of the council laying down harmonised rules on artificial intelligence (artificial intelligence act) and amending certain union legislative acts," 2021.
- [35] ISO, *Information technology — Artificial intelligence — Overview of trustworthiness in artificial intelligence*, Number ISO/IEC TR 24028:2020(E). ISO/IEC, 1 edition, 2020.
- [36] M. Stoilova, S. Livingstone, and R. Nandagiri, "Children's data and privacy online: Growing up in a digital age. research findings," Tech. Rep., London School of Economics and Political Science, London, 2019, Accessed: 2024-10-16.
- [37] A. Fuster, P.S. Goldsmith-Pinkham, T. Ramadorai, and A. Walther, "Predictably unequal? The effects of machine learning on credit markets," *Journal of Finance, Forthcoming*, 2021, Available at SSRN: <https://ssrn.com/abstract=3072038>.
- [38] P. Molnar, "Technological testing grounds: Migration management experiments and reflections from the ground up," Tech. Rep., Refugee Law Lab, 2020.
- [39] R. Binns, "Fairness in machine learning: Lessons from political philosophy," in *Proceedings of the 1st Conference on Fairness, Accountability and Transparency*, Sorelle A. Friedler and Christo Wilson, Eds. 23–24 Feb 2018, vol. 81 of *Proceedings of Machine Learning Research*, pp. 149–159, PMLR.
- [40] L. Floridi, *The Ethics of Artificial Intelligence*, Oxford University Press, Oxford, United Kingdom, 1st edition, 2021.
- [41] Department of Industry, Science, Energy and Resources, "Australia's ai ethics principles," 2024, Accessed: 2024-09-30.
- [42] Organisation for Economic Co-operation and Development (OECD), "Oecd ai principles: Recommendation of the council on artificial intelligence," <https://oecd.ai/en/ai-principles>, 2019, Accessed: 2024-09-30.
- [43] D.P. Bertsekas and J.N. Tsitsiklis, *Introduction to Probability*, Athena Scientific, 2 edition, 2008.
- [44] P. Billingsley, *Probability and Measure*, Wiley, New York, 3 edition, 1995.
- [45] M. Wainwright, *High-Dimensional Statistics: A Non-Asymptotic Viewpoint*, Cambridge: Cambridge University Press, 2019.
- [46] S. Shalev-Shwartz and S. Ben-David, *Understanding Machine Learning – from Theory to Algorithms*, Cambridge University Press, 2014.
- [47] A. Jung, *Machine Learning: The Basics*, Springer Singapore, 1 edition, Feb. 2022.
- [48] Xiaoju Ye, "calflops: a flops and params calculate tool for neural networks in pytorch framework," 2023.
- [49] "Charter of Fundamental Rights of the European Union," <https://eur-lex.europa.eu/legal-content/EN/TXT/?uri=CELEX:12012P/TXT>, 2012, Accessed: 2024-10-17.
- [50] V. Khatri and C.V. Brown, "Designing data governance," *Commun. ACM*, vol. 53, no. 1, pp. 148–152, Jan. 2010.
- [51] A. Chrysopoulou, "The vision of a well-being economy," *Stanford Social Innovation Review*, pp. <https://doi.org/10.48558/9SXJ-C595>, 2020.
- [52] European Commission, Content Directorate-General for Communications Networks and Technology, *The Assessment List for Trustworthy Artificial Intelligence (ALTAI) for self assessment*, Publications Office, 2020.
- [53] T. Fountaine, B. McCarthy, and T. Saleh, "Building the ai-powered organization," *Harvard Business Review*, 2019, This article covers continuous learning and the feedback loop essential for AI accuracy and fairness.
- [54] M. Botes, "Autonomy and the social dilemma of online manipulative behavior," *AI and Ethics*, vol. 3, no. 1, pp. 315–323, 2023.
- [55] V. Bakir and A. McStay, "Fake news and the economy of emotions," *Digital Journalism*, vol. 6, no. 2, pp. 154–175, 2018.
- [56] A. Chadwick and J. Stanyer, "Deception as a Bridging Concept in the Study of Disinformation, Misinformation, and Misperceptions: Toward a Holistic Framework," *Communication Theory*, vol. 32, no. 1, pp. 1–24, 10 2021.
- [57] D.J. Kuss and O. Lopez-Fernandez, "Internet addiction and problematic internet use: A systematic review of clinical research," *World J Psychiatry*, vol. 6, no. 1, pp. 143–176, Mar 2016.
- [58] L. Munn, "Angry by design: toxic communication and technical architectures," *Humanities and Social Sciences Communications*, vol. 7, no. 1, pp. 53, 2020.
- [59] P. Mozur, "A genocide incited on facebook, with posts from myanmar's military," *The New York Times*, 2018.
- [60] A. Simchon, M. Edwards, and S. Lewandowsky, "The persuasive effects of political microtargeting in the age of generative artificial intelligence," *PNAS Nexus*, vol. 3, no. 2, pp. pga035, Feb 2024.
- [61] S. Boyd and L. Vandenberghe, *Convex Optimization*, Cambridge Univ. Press, Cambridge, UK, 2004.
- [62] D.P. Bertsekas, A. Nedic, and A.E. Ozdaglar, *Convex Analysis and Optimization*, Athena Scientific, 2003.
- [63] E. Lex, D. Kowald, P. Seitlinger, T. Ngoc Trang Tran, A. Felfernig, and M. Schedl, "Psychology-informed recommender systems," *Foundations and Trends® in Information Retrieval*, vol. 15, no. 2, pp. 134–242, 2021.
- [64] S. Sra, S. Nowozin, and S. J. Wright, Eds., *Optimization for Machine Learning*, MIT Press, 2012.

- [65] S. Sinha, N.K. Goyal, and R. Mall, "Survey of combined hardware–software reliability prediction approaches from architectural and system failure viewpoint," *International Journal of System Assurance Engineering and Management*, vol. 10, no. 4, pp. 453–474, 2019.
- [66] H. Lundström and M. Mattsson, "Radiation influence on indoor air temperature sensors: Experimental evaluation of measurement errors and improvement methods," *Experimental Thermal and Fluid Science*, vol. 115, pp. 110082, 2020.
- [67] J. Kang, Z. Xiong, D. Niyato, Y. Zou, Y. Zhang, and M. Guizani, "Reliable federated learning for mobile networks," *IEEE Wireless Communications*, vol. 27, no. 2, pp. 72–80, 2020.
- [68] M. Jagielski, A. Oprea, B. Biggio, C. Liu, C. Nita-Rotaru, and B. Li, "Manipulating machine learning: Poisoning attacks and countermeasures for regression learning," in *2018 IEEE Symposium on Security and Privacy (SP)*, 2018, pp. 19–35.
- [69] H. Xu and S. Mannor, "Robustness and generalization," *Machine Learning*, vol. 86, no. 3, pp. 391–423, 2012.
- [70] T. Freiesleben and T. Grote, "Beyond generalization: a theory of robustness in machine learning," *Synthese*, vol. 202, no. 4, pp. 109, 2023.
- [71] C. Caramanis, S. Mannor, and H. Xu, "Robust Optimization in Machine Learning," in *Optimization for Machine Learning*. The MIT Press, 09 2011.
- [72] A. Ben-Tal, L. El Ghaoui, and A. Nemirovski, *Robust Optimization*, Princeton University Press, 2009.
- [73] P.J. Huber, *Robust Statistics*, Wiley, New York, 1981.
- [74] S.A. Kassam and H.V. Poor, "Robust techniques for signal processing: A survey," *Proceedings of the IEEE*, vol. 73, no. 3, pp. 433–481, 1985.
- [75] A. Madry, A. Makelov, L. Schmidt, D. Tsipras, and A. Vladu, "Towards deep learning models resistant to adversarial attacks," in *International Conference on Learning Representations*, 2018.
- [76] I. Goodfellow, J. Shlens, and C. Szegedy, "Explaining and harnessing adversarial examples," in *International Conference on Learning Representations*, 2015.
- [77] L. Rice, E. Wong, and J.Z. Kolter, "Overfitting in adversarially robust deep learning," in *Proceedings of the 37th International Conference on Machine Learning*, 2020, ICML'20, JMLR.org.
- [78] E. Wong, L. Rice, and J. Zico Kolter, "Fast is better than free: Revisiting adversarial training," in *8th International Conference on Learning Representations, ICLR 2020, Addis Ababa, Ethiopia, April 26-30, 2020*, 2020, OpenReview.net.
- [79] A. Javanmard, M. Soltanolkotabi, and H. Hassani, "Precise tradeoffs in adversarial training for linear regression," *Proceedings of Machine Learning Research*, vol. 125, 2020.
- [80] S. Shafieezadeh-Abadeh, D. Kuhn, and P. Mohajerin Esfahani, "Regularization via mass transportation," *Journal of Machine Learning Research*, vol. 20, no. 103, pp. 1–68, 2019.
- [81] R. Bhattacharjee, M. Hopkins, A. Kumar, H. Yu, and K. Chaudhuri, "Robust empirical risk minimization with tolerance," in *International Conference on Algorithmic Learning Theory*, 2022.
- [82] Z. Wang, H. Wang, C. Tian, and Y. Jin, "Adversarial training of deep neural networks guided by texture and structural information," in *Proceedings of the 31st ACM International Conference on Multimedia*, New York, NY, USA, 2023, MM '23, pp. 4958–4967, Association for Computing Machinery.
- [83] Z. Cheng, J.C. Liang, G. Tao, D. Liu, and X. Zhang, "Adversarial training of self-supervised monocular depth estimation against physical-world attacks," in *The Eleventh International Conference on Learning Representations*, 2023.
- [84] J. Steinhardt, P.W. Koh, and P. Liang, "Certified defenses for data poisoning attacks," in *Proceedings of the 31st International Conference on Neural Information Processing Systems*, Red Hook, NY, USA, 2017, NIPS'17, pp. 3520–3532, Curran Associates Inc.
- [85] N. Cesa-Bianchi, E. Dichterman, P. Fischer, E. Shamir, and H.U. Simon, "Sample-efficient strategies for learning in the presence of noise," *J. ACM*, vol. 46, no. 5, pp. 684–719, Sep. 1999.
- [86] Y. Lu, G. Kamath, and Y. Yu, "Exploring the limits of model-targeted indiscriminate data poisoning attacks," in *Proceedings of the 40th International Conference on Machine Learning*, Andreas Krause, Emma Brunskill, Kyunghyun Cho, Barbara Engelhardt, Sivan Sabato, and Jonathan Scarlett, Eds. 23–29 Jul 2023, vol. 202 of *Proceedings of Machine Learning Research*, pp. 22856–22879, PMLR.
- [87] M. Kearns and M. Li, "Learning in the presence of malicious errors," *SIAM Journal on Computing*, vol. 22, no. 4, pp. 807–837, 1993.
- [88] S. Bubeck and M. Sellke, "A universal law of robustness via isoperimetry," *J. ACM*, vol. 70, no. 2, mar 2023.
- [89] Klas Leino, Zifan Wang, and Matt Fredrikson, "Globally-robust neural networks," in *Proceedings of the 38th International Conference on Machine Learning*, Marina Meila and Tong Zhang, Eds. 18–24 Jul 2021, vol. 139 of *Proceedings of Machine Learning Research*, pp. 6212–6222, PMLR.
- [90] J. Near and D. Darais, "Guidelines for evaluating differential privacy guarantees," Tech. Rep., National Institute of Standards and Technology, Gaithersburg, MD, 2023.
- [91] C. Dwork and A. Roth, "The algorithmic foundations of differential privacy," *Foundations and Trends® in Theoretical Computer Science*, vol. 9, no. 3–4, pp. 211–407, 2014.
- [92] S.Z. El Mestari, G. Lenzini, and H. Demirci, "Preserving data privacy in machine learning systems," *Computers & Security*, vol. 137, pp. 103605, 2024.
- [93] G. Sartor and F. Lagioia, "The impact of the general data protection regulation (gdpr) on artificial intelligence," Tech. Rep. PE 641.530, European Parliamentary Research Service, Scientific Foresight Unit (STOA), Brussels, June 2020.
- [94] Paul Cuff and Lanqing Yu, "Differential privacy as a mutual information constraint," in *Proceedings of the 2016 ACM SIGSAC Conference on Computer and Communications Security*, New York, NY, USA, 2016, CCS '16, pp. 43–54, Association for Computing Machinery.
- [95] A. Makhdoomi, S. Salamatian, N. Fawaz, and M. Médard, "From the information bottleneck to the privacy funnel," in *2014 IEEE Information Theory Workshop (ITW 2014)*, 2014, pp. 501–505.
- [96] E. L. Lehmann and G. Casella, *Theory of Point Estimation*, Springer, New York, 2nd edition, 1998.
- [97] E. Pitman and J. Wishart, "Sufficient statistics and intrinsic accuracy," *Mathematical Proceedings of the Cambridge Philosophical Society*, vol. 32, no. 4, pp. 567–579, 1936.
- [98] A. Jung, S. Schmutzhard, and F. Hlawatsch, "The RKHS approach to minimum variance estimation revisited: Variance bounds, sufficient statistics, and exponential families," *IEEE Trans. Inf. Theory*, vol. 60, no. 7, pp. 4050–4065, Jul. 2014.
- [99] K. Chaudhuri, C. Monteleoni, and A.D. Sarwate, "Differentially private empirical risk minimization," *J. Mach. Learn. Res.*, vol. 12, pp. 1069–1109, Mar. 2011.
- [100] C. Rudin, "Stop explaining black box machine learning models for high-stakes decisions and use interpretable models instead," *Nature Machine Intelligence*, vol. 1, no. 5, pp. 206–215, 2019.
- [101] L. Zhang, G. Karakasidis, A. Odnoblyudova, L. Dogruel, Y. Tian, and A. Jung, "Explainable empirical risk minimization," *Neural Computing and Applications*, vol. 36, no. 8, pp. 3983–3996, 2024.
- [102] T. Gebru, J. Morgenstern, B. Vecchione, J.W. Vaughan, H. Wallach, H. Daumé, and K. Crawford, "Datasheets for datasets," *Commun. ACM*, vol. 64, no. 12, pp. 86–92, nov 2021.
- [103] G. Schwalbe and B. Finzel, "A comprehensive taxonomy for explainable artificial intelligence: a systematic survey of surveys on methods and concepts," *Data Mining and Knowledge Discovery*, vol. 38, no. 5, pp. 3043–3101, 2024.
- [104] F. Doshi-Velez and B. Kim, "Towards a rigorous science of interpretable machine learning," 2017.
- [105] P. Hase and M. Bansal, "Evaluating explainable AI: Which algorithmic explanations help users predict model behavior?," in *Proc. 58th Annual Meeting of the Association for Comp. Ling.*, Online, July 2020, pp. 5540–5552, Association for Computational Linguistics.
- [106] J. Chen, L. Song, M.J. Wainwright, and M.I. Jordan, "Learning to explain: An information-theoretic perspective on model interpretation," in *Proc. 35th Int. Conf. on Mach. Learning*, Stockholm, Sweden, 2018.
- [107] J. Colin, T. Fel, R. Cadène, and T. Serre, "What I Cannot Predict, I Do Not Understand: A Human-Centered Evaluation Framework for Explainability Methods.," *Advances in Neural Information Processing Systems*, vol. 35, pp. 2832–2845, 2022.
- [108] A. Jung and P.H.J. Nardelli, "An information-theoretic approach to personalized explainable machine learning," *IEEE Sig. Proc. Lett.*, vol. 27, pp. 825–829, 2020.
- [109] T. Fel, J. Colin, R. Cadène, and T. Serre, "What I Cannot Predict, I Do Not Understand: A Human-Centered Evaluation Framework for Explainability Methods.," working paper or preprint, Dec. 2021.
- [110] M. Mitchell et.al., "Model cards for model reporting," in *Proceedings of the Conference on Fairness, Accountability, and Transparency*,

- New York, NY, USA, 2019, FAT* '19, pp. 220–229, Association for Computing Machinery.
- [111] M.T. Ribeiro, S. Singh, and C. Guestrin, ““Why should i trust you?”: Explaining the predictions of any classifier,” in *Proc. 22nd ACM SIGKDD*, Aug. 2016, pp. 1135–1144.
- [112] R.R. Selvaraju, M. Cogswell, A. Das, R. Vedantam, D. Parikh, and D. Batra, “Grad-cam: Visual explanations from deep networks via gradient-based localization,” in *2017 IEEE International Conference on Computer Vision (ICCV)*, 2017, pp. 618–626.
- [113] A. Aamodt and E. Plaza, “Case-based reasoning: Foundational issues, methodological variations, and system approaches,” *AI Communications*, vol. 7, no. 1, pp. 39–59, 1994.
- [114] C. Dwork, M. Hardt, T. Pitassi, O. Reingold, and R. Zemel, “Fairness through awareness,” in *Proceedings of the 3rd innovations in theoretical computer science conference*. ACM, 2012, pp. 214–226.
- [115] S. Barocas, M. Hardt, and A. Narayanan, *Fairness and Machine Learning*, 2019.
- [116] D. Pessach and E. Shmueli, “A review on fairness in machine learning,” *ACM Comput. Surv.*, vol. 55, no. 3, feb 2022.
- [117] EEOC v. iTutorGroup, “Joint notice of settlement,” 2023, Case No. 22-cv-02565-PKC-PK.
- [118] M. Hardt, E. Price, and N. Srebro, “Equality of opportunity in supervised learning,” in *Adv. Neur. Inf. Proc. Syst.*, 2016, pp. 3315–3323.
- [119] D. Pedreshi, S. Ruggieri, and F. Turini, “Discrimination-aware data mining,” in *Proceedings of the 14th ACM SIGKDD International Conference on Knowledge Discovery and Data Mining*, New York, NY, USA, 2008, KDD '08, pp. 560–568, Association for Computing Machinery.
- [120] M. Donini, L. Oneto, S. Ben-David, J. Shawe-Taylor, and M. Pontil, “Empirical risk minimization under fairness constraints,” in *Proceedings of the 32nd International Conference on Neural Information Processing Systems*, Red Hook, NY, USA, 2018, NIPS'18, pp. 2796–2806, Curran Associates Inc.
- [121] R. Berk, H. Heidari, S. Jabbari, M. Kearns, and A. Roth, “Fairness in criminal justice risk assessments: The state of the art,” *Sociological Methods & Research*, 2017.
- [122] J. Kleinberg, S. Mullainathan, and M. Raghavan, “Inherent trade-offs in the fair determination of risk scores,” in *Proceedings of the 8th Innovations in Theoretical Computer Science Conference*. ACM, 2017, pp. 43:1–43:23.
- [123] A. Chouldechova, “Fair prediction with disparate impact: A study of bias in recidivism prediction instruments,” *Big data*, vol. 5, no. 2, pp. 153–163, 2017.
- [124] N. Kozodoi, J. Jacob, and S. Lessmann, “Fairness in credit scoring: Assessment, implementation and profit implications,” *European Journal of Operational Research*, vol. 297, no. 3, pp. 1083–1094, 2022.
- [125] I. Pastaltzidis, N. Dimitriou, K. Quezada-Tavarez, S. Aidinlis, T. Marquenie, A. Gurzawska, and D. Tzovaras, “Data augmentation for fairness-aware machine learning: Preventing algorithmic bias in law enforcement systems,” in *Proceedings of the 2022 ACM Conference on Fairness, Accountability, and Transparency*, New York, NY, USA, 2022, FAccT '22, pp. 2302–2314, Association for Computing Machinery.
- [126] K. He, G. Gkioxari, P. Dollár, and R. Girshick, “Mask r-cnn,” in *2017 IEEE International Conference on Computer Vision (ICCV)*, 2017, pp. 2980–2988.
- [127] J. Wang et al., “Deep high-resolution representation learning for visual recognition,” *IEEE Transactions on Pattern Analysis and Machine Intelligence*, vol. 43, no. 10, pp. 3349–3364, 2021.
- [128] S. Longpre, R. Mahari, N. Obeng-Marnu, W. Brannon, T. South, J. Kabbara, and S. Pentland, “Data Authenticity, Consent, and Provenance for AI Are All Broken: What Will It Take to Fix Them?,” *An MIT Exploration of Generative AI*, mar 27 2024, <https://mit-genai.pubpub.org/pub/uk7op8zs>.
- [129] J. Duffy, “Goodrx is fined for sharing users’ prescription information with facebook, google, and others,” 2023, Consumer Reports, February 2023.
- [130] “Personalised advertising: French sa fined criteo eur 40,000,000,” 2023, European Data Protection Board, August 2023.
- [131] M.B. Zafar, I. Valera, M. Gomez-Rodriguez, and K.P. Gummadi, “Fairness constraints: A flexible approach for fair classification,” *Journal of Machine Learning Research*, vol. 20, no. 75, pp. 1–42, 2019.
- [132] A. Agarwal, M. Dudik, and Z.S. Wu, “A reductions approach to fair classification,” in *International Conference on Machine Learning (ICML)*, 2018, pp. 60–69.
- [133] F. Kamiran and T. Calders, “Data preprocessing techniques for classification without discrimination,” *Knowledge and Information Systems*, vol. 33, no. 1, pp. 1–33, 2012.
- [134] J. Gonçalves-Sá and F. Pinheiro, *Societal Implications of Recommendation Systems: A Technical Perspective*, pp. 47–63, Springer International Publishing, Cham, 2024.
- [135] A. Extance, “ChatGPT has entered the classroom: how LLMs could transform education.,” *Nature*, vol. 623, no. 7987, pp. 474–477, Nov 2023.
- [136] E.L. Glaeser, G.A.M. Ponzetto, and A. Shleifer, “Why does democracy need education?,” *Journal of Economic Growth*, vol. 12, no. 2, pp. 77–99, 2007.
- [137] S. Shekhar, T. Dubey, K. Mukherjee, A. Saxena, A. Tyagi, and N. Kotla, “Towards optimizing the costs of LLM usage,” *CoRR*, vol. abs/2402.01742, 2024.
- [138] A. Abrol and R.K. Jha, “Power optimization in 5g networks: A step towards green communication,” *IEEE Access*, vol. 4, pp. 1355–1374, 2016.
- [139] P. Li, J. Yang, M.A. Islam, and S. Ren, “Making ai less “thirsty”: Uncovering and addressing the secret water footprint of ai models,” 2023.
- [140] OECD, “Advancing accountability in ai,” , no. 349, 2023.
- [141] C. Novelli, M. Taddeo, and L. Floridi, “Accountability in artificial intelligence: what it is and how it works,” *AI & SOCIETY*, vol. 39, no. 4, pp. 1871–1882, 2024.
- [142] F. Jaotombo, L. Adorni, B. Ghattas, and L. Boyer, “Finding the best trade-off between performance and interpretability in predicting hospital length of stay using structured and unstructured data.,” *PLoS One*, vol. 18, no. 11, pp. e0289795, 2023.
- [143] E. Perez et al., “Red Teaming Language Models with Language Models,” *arXiv e-prints*, p. arXiv:2202.03286, Feb. 2022.