

Designing LLM-Agents with Personalities: A Psychometric Approach

Muhua Huang¹, Xijuan Zhang², Christopher Soto³, and James Evans^{1 4}

¹University of Chicago

²York University

³Colby College

⁴Santa Fe Institute; Google

Author Note

Correspondence concerning this article should be addressed to Muhua Huang, Knowledge Lab, the University of Chicago. Contact: muhua@uchicago.edu.

Abstract

This research introduces a novel methodology for assigning quantifiable, controllable and psychometrically validated personalities to Large Language Models-Based Agents (Agents) using the Big Five personality framework. It seeks to overcome the constraints of human subject studies, proposing Agents as an accessible tool for social science inquiry. Through a series of four studies, this research demonstrates the feasibility of assigning psychometrically valid personality traits to Agents, enabling them to replicate complex human-like behaviors. The first study establishes an understanding of personality constructs and personality tests within the semantic space of an LLM. Two subsequent studies—using empirical and simulated data—illustrate the process of creating Agents and validate the results by showing strong correspondence between human and Agent answers to personality tests. The final study further corroborates this correspondence by using Agents to replicate known human correlations between personality traits and decision-making behaviors in scenarios involving risk-taking and ethical dilemmas, thereby validating the effectiveness of the psychometric approach to design Agents and its applicability to social and behavioral research.

Keywords: Artificial Intelligence, AI Agents, Large Language Model, Simulation, Big Five Personalities, Psychometrics

Designing LLM-Agents with Personalities: A Psychometric Approach

Introduction

The emergence of large language models (LLMs) has revolutionized our approach to simulating human-like communication. LLMs are increasingly deployed across diverse research fields to mimic human behaviors (Xi et al., 2023; Xu et al., 2024). In psychology, LLMs are used to study cognitive processes, measure personality, and understand psychological constructs (Hagendorff et al., 2023; Jiang et al., 2024; Rathje et al., 2024). Sociologists employ these models to explore social bias and behavior (Lucy & Bamman, 2021; Park et al., 2023), while economists and political scientists utilize them to analyze economic processes and political leanings (Bang et al., 2024; Hartmann et al., 2023). This broad application underscores the growing interconnection between AI and social sciences.

Traditional human subject research methods, while standard in social and behavioral studies, face significant challenges including ethical constraints, logistical hurdles, and resource limitations (Demszky et al., 2023; Salganik, 2019). Recent advancements in LLMs offer valuable complementary tools to address these challenges (Agnew et al., 2024; Demszky et al., 2023). By using LLMs as stand-ins for human agents, researchers can reduce logistical and financial burdens (S. Wang et al., 2021). These AI Agents operate continuously, can simulate diverse demographic responses, and can be deployed in scenarios that might pose ethical risks to human participants (Aher et al., 2023; Argyle et al., 2023; Bai et al., 2022).

The integration of Agents in social and behavioral science research serves multiple practical purposes while complementing rather than replacing human participants. They can be used for pilot testing studies, allowing researchers to refine experimental designs and identify potential issues before investing in full-scale human participant studies. Additionally, Agents can independently replicate findings from human-subjects data, enhancing the robustness and generalizability of research outcomes. This approach provides a complementary method for validation and exploration, contributing to the

overall rigor and efficiency of social and behavioral science research. By offering a novel approach to corroborate and extend findings obtained through traditional human participant studies, AI Agents represent an advancement in social science research methodology, enhancing inclusivity and efficiency while preserving the essential depth of human-centered understanding critical in the field.

Problems with Previous Approaches for Assigning Personas to Agents

Among the myriad of traits that can be incorporated into Agents, personalities, as a part of persona, stand out as among the most intuitive characteristics to simulate. Personalities encapsulate a spectrum of human behaviors and tendencies that are crucial for the prediction of life outcomes ranging from academic and career to health and socioeconomic outcomes (Soldz & Vaillant, 1999; Soto, 2019; Stewart et al., 2022) to a multitude of interaction-based measures (Dang & Tapus, 2014; Furnham & Heaven, 1999). Despite this potential and the capacity of Agents to advance personality research, existing methodologies for implementing personality in Agents remain limited, typically falling into three distinct approaches.

First, personas may be assigned with simple personality adjectives. For example, Jiang et al. (2024) assigned personalities to one of the Agents by telling it “You are a character who is introverted, antagonistic, conscientious, emotionally stable, and open to experience.” This type of approach holds a binary view — either high-low or presence-absence of a trait — contradicts established empirical evidence that personality traits exist on continuous spectra (Asendorpf, 2006; Marcus et al., 2006; Zrari & Sakale, 2024).

Second, personas may be assigned through demographic descriptions and personal preferences (Park et al., 2023; Serapio-García et al., 2023). For instance, Park et al. (2023) used narrative descriptions such as “John Lin is a pharmacy shopkeeper at the Willow Market and Pharmacy who loves to help people.” This approach relies heavily on stereotypical information extrapolated from the LLM’s training corpora, where names and

occupations may trigger implicit assumptions (e.g., associating "John Lin" with Asian ethnicity and pharmaceutical expertise). However, this approach, poses difficulties in evaluating the full scope of stereotypical implications (i.e., potential confounds) and fails to provide the granularity and precision necessary for social and behavioral science studies, particularly when the degree of trait expression is crucial for creating agents with specific personality profiles.

Third, personas may be assigned through fine-tuning LLMs on individual-specific or group-specific text corpora (Liu et al., 2024), with each fine-tuned model representing a distinct personality. While this approach modifies model behavior more fundamentally at the parameter level compared to the second approach (i.e., in-context learning), it still lacks precise control over trait expression. Furthermore, the fine-tuning process demands substantial computational resources and deep learning expertise, limiting its accessibility to researchers without specialized technical backgrounds or institutional support.

These approaches, while offering a superficial semblance of personality, suffer from critical limitations. Relying on stereotypes underlying traits (e.g., naive) or roles (e.g., policing officer) does not provide the precise control necessary for rigorous social and behavioral research and does not reflect the continuity and complexity inherent in human personalities (Cummings & Sanders, 2019).

Psychometric Approach for Assigning LLM-Agents Persona

In this article, we propose creating Agents with personalities through a psychometric approach by leveraging the Big Five Personality theory. Historically, the Big Five personality theory was developed based on the *Lexical Hypothesis*, which states that personality characteristics that are fundamental to humans have become a part of human language, and the most important characteristics are encoded by a single word (Caprara & Cervone, 2000). Based on the Lexical Hypothesis, scholars selected personality-related words from the English dictionary (Allport & Odbert, 1936), refined the list of words (W. T. Norman, 1963; W. Norman, 1967; Wiggins, 1979), had participants rate themselves

against those descriptors, applied factor analysis to reduce the dimensionality of the data, and eventually identified the *Big Five Personality traits* (Fiske, 1949; Goldberg, 1990; McCrae, 1994; Peabody & Goldberg, 1989): Openness (O), Conscientiousness (C), Extraversion (E), Agreeableness (A) and Neuroticism (N).

Over the past decades, many psychometric scales¹ measuring the Big Five traits have been developed, notably the Big Five Inventory (BFI; John et al., 1991), Big Five Inventory - 2 (BFI2; Soto & John, 2017), Mini-Markers (Saucier, 1994), the Big Five Aspects Scale (BFAS; DeYoung et al., 2007) and the NEO Five-Factor Inventory (NEO-FFI; Costa & McCrae, 1989). Despite having different items, these psychological measurements demonstrated high reliability, convergent validity and predictive validity in samples from diverse backgrounds (McCrae, 2009; McCrae & Costa Jr, 1997; Poortinga et al., 2002). Specifically, these psychological measurements of the Big Five can significantly predict life outcomes, such as education achievement, socioeconomic status, health, interpersonal relationships with peers and family, and more, indicating that personality traits can indeed forecast a range of individual, interpersonal and societal behaviors effectively (Ozer & Benet-Martinez, 2006; Roberts et al., 2007; Soto, 2019).

Given that the Big Five traits and LLMs are both developed based on natural language (English), using the Big Five framework to create Agents with personality is theoretically intuitive and coherent. More importantly, given the high reliability and validity of the Big Five and the rigorous research on the Big Five theory over the decades, using the Big Five will help create Agents with more realistic, fine-grained, and varied personalities that reflect the distribution of personality types and variability in a given population.

Bringing psychometric principles to design and evaluate has practical benefits (X. Wang et al., 2023). Integrating well-established psychometric tests (i.e., high reliability

¹ The terms “scale” and “test” are used interchangeably to refer to psychometric instruments for assessing personality traits.

and validity) into the design of Agents could ensure that the personality traits assigned to Agents are stable and reflective of their programmed characteristics, enhancing the credibility and robustness of findings in applications where the consistency of Agents performance is critical. In addition, as psychometric tests are designed to discern different levels of expression of some psychological traits, we can reverse engineer that variability into Agents to create diversity, which is necessary in simulating real-world settings. Additionally, free from external confounds, this approach allows for precise and fine-grained manipulation over the psychological constructs of interest, allowing nuanced understanding and refinement of Agents’ personalities for tailored applications.

In summary, leveraging the Big Five personality test to design Agents presents an opportunity to move beyond stereotypes and create Agents with psychometrically valid traits. These traits can be quantified and controlled, are realistic and predictive of real human behavior, and are thus better suited for large-scale deployment in psychology and social science research.

Objectives of the Present Research

The primary objective of this research is to develop and validate a systematic approach for creating Agents with psychometrically sound personality traits. To achieve this goal, we conducted a series of four interconnected studies, each addressing a specific aspect of the Agent creation and validation process.

Study 1 aims to establish a foundational understanding of personality constructs and personality tests within the embedding space of LLMs. By analyzing the semantic relationships between various personality assessments, we seek to uncover the underlying structure of personality-related concepts as represented in LLMs. **Study 2** focuses on demonstrating the parallelism between Agents’ responses and empirical data obtained from human participants. By comparing Agents’ responses to personality assessments with human individuals, we aim to validate the accuracy and reliability of our Agent creation method. **Study 3** aims to demonstrate the effectiveness of a parametric approach for

creating Agents. By using sample statistics derived from existing personality data to simulate responses, this study seeks to establish a method for generating psychometrically valid Agents without extensive new data collection. **Study 4** aims to establish that the correspondence between Agents’ traits and behaviors parallels that observed in humans. By examining how Agents with different personality profiles respond to various scenarios, we aim to validate the behavioral consistency and predictive validity of our created Agents.

Collectively, these four studies form a comprehensive investigation into the creation, validation, and application of Agents with psychometrically sound personality traits. We hope to provide researchers with a powerful new tool for conducting personality and social behavior research at scale, while maintaining high standards of validity and reliability.

Study 1: Semantic Representation of Personality Constructs in LLM

Study 1 aimed to establish a foundational understanding of the semantic nuances inherent in personality tests and constructs using embedding. Given that Agents are inherently constructed on embeddings, this initial investigation serves to validate the approach and set the stage for subsequent studies.

Methods

Our analysis incorporated content from widely recognized Big Five tests, such as the BFI (John et al., 1991), BFI2 (Soto & John, 2017), Mini-Markers (Saucier, 1994), BFAS (DeYoung et al., 2007) and NEO-FFI (Costa & McCrae, 1989). We extracted domain-specific content (i.e., test items) from these tests and processed it through OpenAI’s advanced text-embedding model (`text-embedding-3-large`). Text-embedding techniques are commonly used in natural language processing; they allow researchers to represent text data (such as words, phrases, sentences, or even entire documents) in a numeric format (i.e., vector) that quantifies the semantic relationships between words, phrases, or entire documents. In the context of our study, each personality test item is converted into a high-dimensional vector (3072 dimensions for the model we used) that captures its semantic meaning. To illustrate this concept, consider two items from different

Big Five tests:

- “Is outgoing, socioable” (BFI2, Extroversion)
- “Extraverted” (Mini-Markers, Extroversion)

Despite their different wording, these items are semantically similar and would be represented by vectors that are close to each other in the high-dimensional space.

Conversely, an item measuring a different construct, such as:

- “Is original, comes up with new ideas” (BFI2, Openness)

would be represented by a vector that is farther away from the first two in this space. The embedding model we used is capable of capturing nuanced, context-dependent meanings.

For instance, it can distinguish between different uses of the word “open” in items:

- “Is open to new experiences” (Openness)
- “Is open about personal feelings” (related to Extraversion or Agreeableness)

These items, despite sharing the word “open”, would be represented by distinct vectors that reflect their different psychological meanings.

Embeddings Techniques

To analyze these embeddings, we employed two main techniques, namely, cosine similarity and *t*-Distributed Stochastic Neighbor Embedding (*t*-SNE).

Cosine similarity. This measure quantifies the semantic similarity between two embedded texts, analogous to how correlation coefficients measure the relationship between variables in psychological research. Just as a correlation of 1 indicates a perfect positive relationship, a cosine similarity of 1 indicates identical semantic meaning. In contrast, a cosine similarity of 0 suggests no semantic relationship, similar to a correlation of 0 indicating no linear relationship between variables.

In the context of personality assessment, cosine similarity can be thought of as a measure of construct overlap between items or scales. For instance, high cosine similarity between items from different tests (e.g., “Is outgoing, socioable” from BFI2 and “Extroverted” from Mini-Markers) would suggest they are tapping into the same underlying construct, similar to how high inter-item correlations within a scale indicate internal consistency in classical test theory.

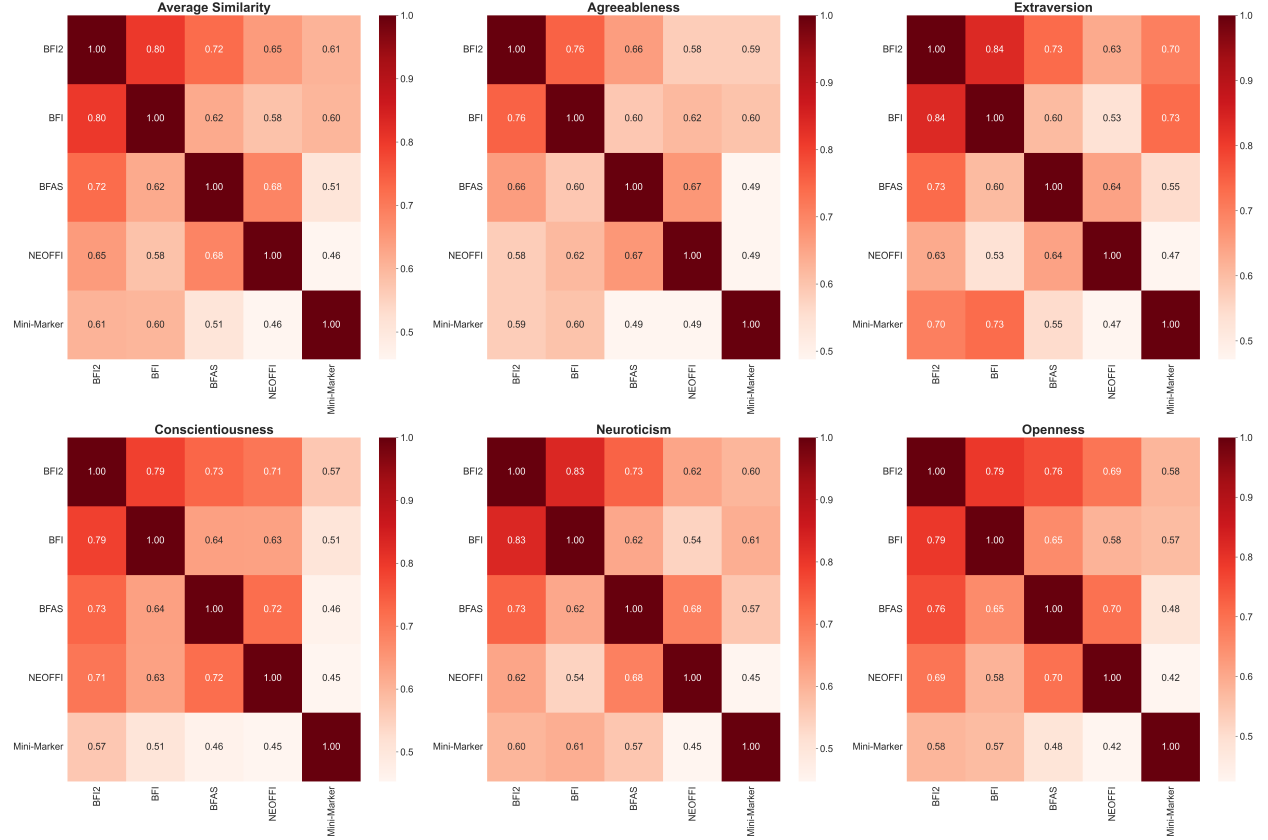
***t*-SNE.** This technique is conceptually similar to factor analysis, a method widely used in personality psychology to uncover latent structures. While factor analysis typically reduces many observed variables to a smaller number of latent factors, *t*-SNE reduces high-dimensional data to two or three dimensions for visualization purposes (Van der Maaten & Hinton, 2008). Just as factor analysis helps psychologists identify underlying personality traits from patterns of item responses, *t*-SNE helps us visualize clusters of semantically similar personality test items in a two-dimensional space. This allows us to see how items from different tests relate to each other, much like how factor loadings in exploratory factor analysis show how individual items relate to broader personality constructs.

In our *t*-SNE visualizations, items that cluster together can be interpreted as measuring similar constructs, analogous to how items with high loadings on the same factor in factor analysis are interpreted as measuring the same underlying trait. This provides a data-driven way to examine the convergent and discriminant validity of items across different personality assessments.

The use of embedding in this study offers several advantages for personality research. By capturing semantic relationships between test items, we can potentially uncover subtle distinctions between various personality assessments that might not be apparent through traditional psychometric methods. This approach provides a data-driven complement to classical item analysis techniques, potentially informing more refined personality models and enhancing our understanding of the semantic overlap between

different personality measures.

Figure 1
Cosine Similarity Between Personality Tests: Overall Average and Domain-Specific Comparisons



Results and Discussion

Figure 1 illustrates the cosine similarity between different personality tests across the Big Five domains. The top-left subplot is the average similarity across all domains which shows that most tests generally exhibit moderate to high cosine similarity (above 0.51), with the exception of Mini-Markers and NEO-FFI. Mini-Markers consistently shows a relatively lower cosine similarity with other scales across all domains, which may be attributed to its unique design approach: while other tests employ full statements, phrases, or questions for each item (e.g., “Is complex, a deep thinker”), Mini-Markers exclusively uses adjectives (e.g., philosophical). The remaining subplots, each corresponding to a specific Big Five domain, reveal similar patterns of cosine similarity between tests. This

consistency across domains suggests that the semantic relationships between different personality tests are relatively stable, regardless of the specific trait being measured. However, the varying degrees of similarity observed between different test pairs highlight the nuanced differences in how each instrument operationalizes and measures personality constructs within the Big Five framework.

Figure 2

Two-Dimensional Projection of Big Five Personality Test Domain Embeddings Using t -SNE

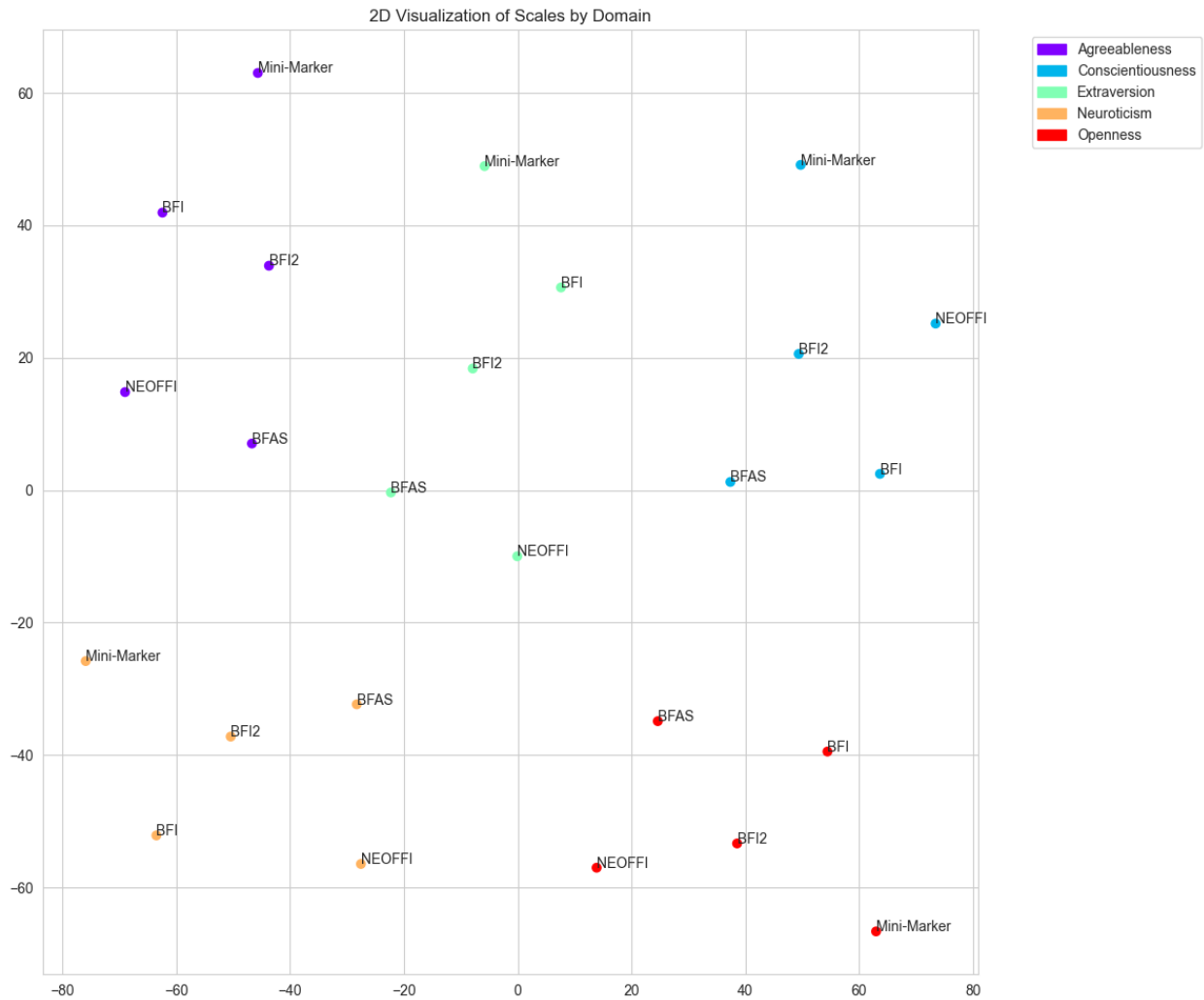


Figure 2 illustrates a two-dimensional projection of the tests' domain embeddings using t -SNE². This visualization reveals distinct clustering patterns for each of the Big Five

² The axes for t -SNE plot are usually not labelled, because the units of the axes are not directly related to

personality domains, with the spatial arrangement of these clusters providing insight into the semantic relationships between personality constructs. For instance, items assessing Agreeableness are concentrated in the upper left quadrant, while those measuring Openness are predominantly situated in the lower right quadrant. The remaining domains — Extraversion, Conscientiousness, and Neuroticism — form separate, distinguishable clusters within the projection space.

These results suggest that different personality tests tap into highly similar and consistent constructs, despite variations in item wording and test structure. This finding serves as the foundation for subsequent studies, which further examine Agents’ understanding of the underlying semantic associations during the personality assignment, adaptation, and reflection process.

Study 2: Validating Personality Assignment in LLM-Agents Using Empirical Data

Study 2 evaluates whether Agents can internalize and manifest human psychological traits. It entails training of Agents using Big Five personality data obtained via one test and validating their responses against an alternative Big Five personality test.

Considering the findings of Study 1, which indicate a relatively low semantic similarity between BFI2 and Mini-Markers, we aim to validate the personality assignments made by the BFI2 using Mini-Markers. The logic is that if this method supports two fairly distinct psychometric tests, we can confidently generalize this validation approach to other tests that exhibit greater semantic similarity.

Methods

Data

We repurposed data collected by Soto and John (2017) wherein participants ($N = 438$) responded to multiple Big Five tests, including: (1) BFI2: a sophisticated, 60-item,

any measurement from the original data. Instead, the axes represent a space that has been constructed to best represent the similarities and differences between data points.

Confirmatory Factor Analysis (CFA)-based Likert test designed to capture the comprehensive hierarchical structure of personality, where each domain has three facets and (2) Mini-Markers: a straightforward, 40-item test consisting of phenotypic Big Five descriptive adjectives (Saucier, 1994). Participants’ BFI2 responses will serve as the training (input) data, while their Mini-Markers responses (output) will be used for validation. The convergent correlation between the two sets of responses averages .80 in the original data, which serves as a reference for our comparison.

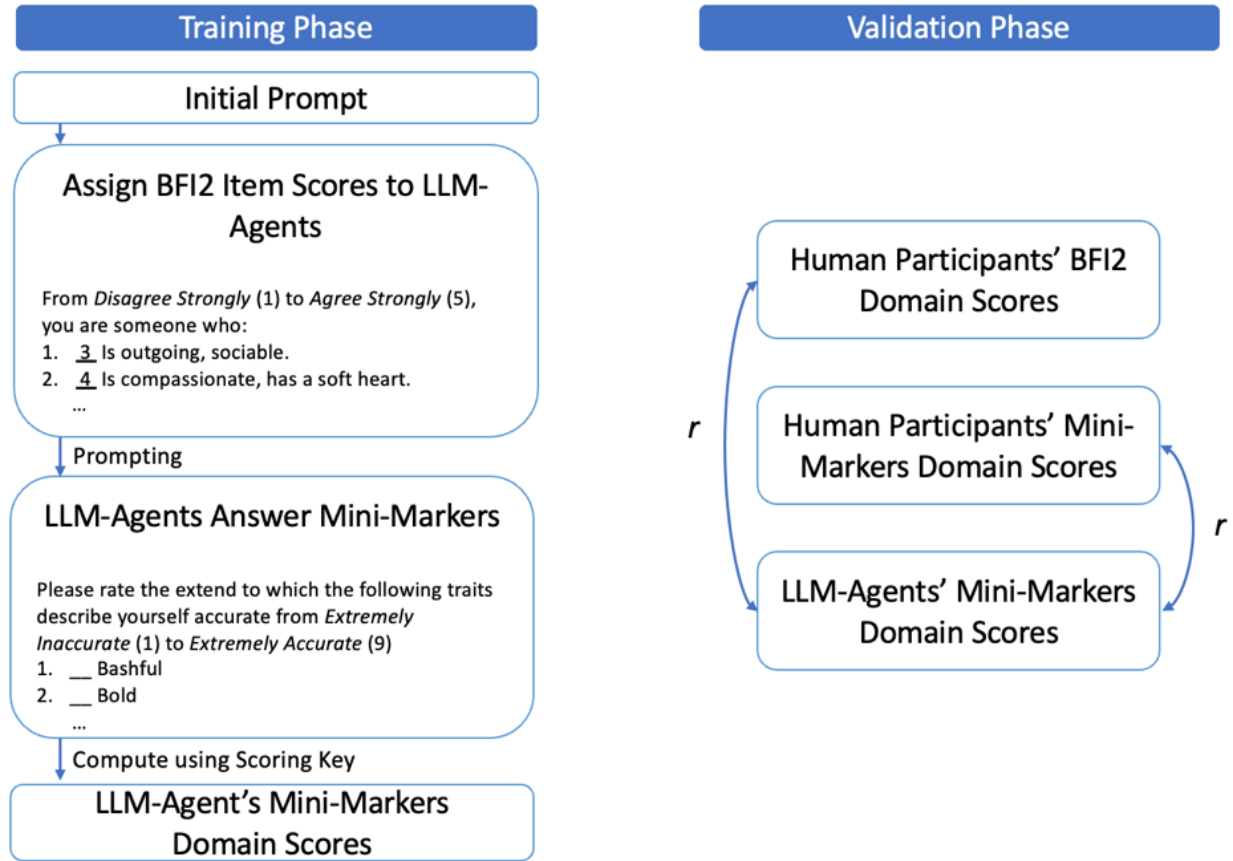
Procedure

Using OpenAI’s API `gpt-3.5-turbo-0125`, we initiated 438 independent agent, each corresponding to a participant. Shown in Figure 3, we embedded participants’ BFI2 answers into the prompts and asked the Agents to respond to the Mini-Markers test.

To examine the prompt format for personality assignment, we investigated two distinct scale formats: the Likert format and the Expanded format. The Likert format, traditionally used in most psychological scales, requires participants to rate their agreement with statements on a numeric scale and typically includes both positively worded items (e.g., “Is talkative”) and reversely worded items (e.g., “Tends to be quiet”) to help detect response patterns and measure opposite ends of trait spectra. In contrast, the Expanded format, a more recent innovation in psychological assessment, was developed to address issues associated with the Likert format, such as response bias and careless responding (e.g., Zhang & Savalei, 2016; Zhang et al., 2023, 2024). The Expanded format eliminates the distinction between positively and reversely worded items by embedding directionality within the response options rather than the items themselves. The Expanded format presents each response option as a complete sentence, more closely approximating natural language (Zhang et al., 2023, see Table 1 for example items). Soto and John (2017) originally developed the BFI2 using the Likert format, and Zhang et al. (2024) translated and validated BFI2 in the Expanded format. The prompts for both the Likert and Expanded formats are provided in Appendix A and Appendix B, respectively. Throughout

Figure 3

Flowchart depicting the training and validation procedures. On the left side, the two boxes in the middle contain example items on BFI2 (Likert Format) and Mini-Markers.



the following sections, we will refer to Agents created using the Likert format personality test as *Agents-Likert*, and those created using the Expanded format as *Agents-Expanded*.

Analysis

We performed convergent correlation analysis. Two convergent correlations were computed after we summed participants' Mini-markers domain scores: First, between participants' BFI2 scores and LLM-Agents' deduced Mini-markers scores. High correlations would suggest that LLM-agents can consistently deduce personality traits from training data. Second, between participants' actual Mini-markers scores and those inferred by LLM-Agents. High correlations here would indicate that LLM-Agents can accurately mirror individual human personalities.

Table 1*Example Extraversion Items in the Likert and Expanded Formats*

Scale Formats	
Likert	
PW item	Is outgoing, sociable. <input type="radio"/> Disagree strongly <input type="radio"/> Disagree a little <input type="radio"/> Neutral; no opinion <input type="radio"/> Agree a little <input type="radio"/> Agree strongly
RW item	Tends to be quiet. <input type="radio"/> Disagree strongly <input type="radio"/> Disagree a little <input type="radio"/> Neutral; no opinion <input type="radio"/> Agree a little <input type="radio"/> Agree strongly
Expanded	
	Choose one that best describes you. <input type="radio"/> I am very reserved, unsociable. <input type="radio"/> I am quite reserved, unsociable. <input type="radio"/> I am somewhat outgoing, sociable. <input type="radio"/> I am quite outgoing, sociable. <input type="radio"/> I am very outgoing, sociable. Choose one that best describes you. <input type="radio"/> I am almost always quiet. <input type="radio"/> I am often quiet. <input type="radio"/> I am sometimes quiet. <input type="radio"/> I am rarely quiet. <input type="radio"/> I am almost never quiet.

Meanwhile, we conducted CFA on the participants', Agents-Likert's and Agents-Expanded's Mini-Markers responses, using *lavaan* in R (Rosseel, 2012). The factor loadings and Cronbach's alpha reliability scores would reveal the differences between human's and Agents' item response patterns.

Results and Discussion

Convergent Correlations

Table 2 shows the convergent correlations between the Agents' Mini-Markers scores and input BFI2 scores, and the participants' real Mini-Markers scores.

Likert Format. Responses from Agents-Likert had an average correlation of .728 with the BFI2 input scores, with coefficients ranging from .530 to .880. Furthermore, these scores demonstrated an average correlation of .664 with the actual Mini-Markers scores

obtained from human participants, with coefficients ranging from .486 to .826.

Expanded Format. Responses from Agents-Expanded had an average correlation of .789 with the BFI2 input scores, with coefficients ranging from .648 to .840. These scores also exhibited an average correlation of .689 with the actual Mini-Markers scores from human participants, with coefficients ranging from .617 to .778.

Table 2

Convergent correlations between the Agents’ Mini-Markers scores and input BFI2 scores (left), and the participants’ real Mini-Markers scores (right).

Format	With BFI2						With Human’s Mini-Markers					
	O	C	E	A	N	Avg	O	C	E	A	N	Avg
Likert	.530	.843	.880	.660	.727	.728	.486	.741	.826	.613	.655	.664
Expanded	.823	.840	.833	.648	.803	.789	.670	.747	.778	.635	.617	.689

Note. O = Openness to Experience, C = Conscientiousness, E = Extraversion, A = Agreeableness, N = Neuroticism.

These results align closely with the correlations observed between BFI2 and Mini-Markers scores among human participants, which vary from .739 to .885, with an average of .802 (Soto & John, 2017). Agents-Expanded consistently had strong convergent correlations with human participants’ data, indicating a high level of effectiveness. Conversely, Agents-Likert showed similarly high convergence with observed BFI2 scores for most personality traits, but notably weaker convergence for the Open-mindedness trait. This finding likely reflects the ambiguous meaning of some Mini-Markers adjectives without additional context (e.g., deep, complex).

CFA

Table 3 presents the standardized factor loadings and Cronbach’s alpha reliability coefficients for Mini-Markers responses from participants, Agents-Likert and Agents-Expanded. Three patterns emerged from this analysis.

First, the three sets of responses exhibited comparable Cronbach’s alpha reliability coefficients. For participants’ data, the coefficients ranged from .820 to .869 ($M = .843$).

For Agents' responses in both formats, the initial Neuroticism domain model failed to converge due to extreme multicollinearity between the items 'Envious' and 'Jealous', as their responses had a perfect correlation of 1.0. After excluding one of these redundant items, reliability coefficients for the remaining four domains yielded a mean of .832 (range: .735 to .892) for the Likert format and a mean of .924 (range: .850 to .976) for the Expanded format. Overall, responses from human participants and Agents in both formats demonstrated similar reliability coefficients, with Agents-Expanded exhibiting the highest coefficients, followed by Agents-Likert and human participants.

Table 3

Standardized Factor Loadings and Cronbach’s alpha Reliability Scores for Human vs LLM-Agents (Likert) vs LLM-Agents (Expanded) Response to Mini-Marker in Study 2 and Study 3.

Domain	Item	Human	Study 2 (Likert)	Study 2 (Expanded)	Study 3 (Likert)	Study 3 (Expanded)
Extraversion	Bold	.482	.827	.832	.881	.851
	Energetic	.663	.814	.760	.769	.720
	Extraverted	.833	.919	.922	.893	.825
	Talkative	.785	.877	.851	.804	.802
	Bashful	.499	.515	.958	.379	.977
	Quiet*	.833	.444	.971	.101	.912
	Shy*	.751	.480	.981	.218	.984
	Withdrawn*	.560	.481	.989	.209	.968
	Reliability	.869	.892	.976	.832	.970
Agreeableness	Cooperative	.587	.919	.813	.894	.837
	Kind	.719	.998	.978	.997	.965
	Sympathetic	.686	.962	.957	.955	.947
	Warm	.726	.996	.983	.999	.969
	Cold	.672	.139	.609	-.026	.271
	Harsh*	.522	.122	.649	-.071	.366
	Rude*	.573	.122	.587	-.122	.352
	Unsympathetic*	.675	.150	.728	-.033	.378
	Reliability	.852	.865	.944	.796	.888
Conscientiousness	Efficient	.546	.698	.808	.698	.654
	Organized	.769	.865	.989	.872	.987
	Practical	.459	.711	.708	.615	.632
	Systematic	.425	.973	.987	.981	.990
	Careless	.605	.155	.584	.135	.527
	Disorganized*	.823	.170	.879	.098	.821
	Inefficient*	.648	.137	.838	.066	.736
	Sloppy*	.729	.118	.693	.202	.641
	Reliability	.842	.816	.953	.772	.937
Neuroticism ¹	Envious	.839	NA	NA	NA	NA
	Fretful	.517	.584	.650	.488	.647
	Jealous	.836	.446	.254	.389	.121
	Moody	.583	.823	.972	.874	.973
	Temperamental	.625	.818	.987	.889	.972
	Touchy	.524	.824	.825	.757	.697
	Relaxed	.358	.113	.581	-.228	.497
	Unenvious*	.636	-.062	.180	-.334	-.016
	Reliability	.834	.735	.850	.600	.800
Openness	Complex	.365	.813	.644	.805	.792
	Deep	.866	.824	.685	.808	.810
	Creative	.511	.942	.405	.961	.460
	Imaginative	.817	.954	.481	.951	.563
	Intellectual	.512	.829	.988	.772	.991
	Philosophical	.448	.796	.975	.735	.981
	Uncreative	.719	.007	.457	-.170	.214
	Unintellectual*	.364	-.073	.615	-.236	.455
	Reliability	.820	.852	.896	.795	.883

* indicates reversely worded items.

¹The initial Neuroticism domain model failed to converge due to multicollinearity between “Envious” and “Jealous” ($r = 1.0$).

Second, factor loadings obtained from human participants and Agents-Expanded demonstrated relative consistency between positively worded and reversely worded items. The average loading difference between these item types was .007 for human participants and .096 for Agents-Expanded. However, Agents-Likert exhibited substantially higher factor loadings for positively worded items compared to reversely worded items, with an average difference of .647. This finding suggests that Agents-Likert are more sensitive to prompt wording and may be more susceptible to acquiescence bias and wording effects. This result is consistent with previous findings that the Likert format can cause acquiescence bias and wording effects in LLMs (Salecha et al., 2024) and human participants (Zhang & Savalei, 2016; Zhang et al., 2016, 2019). In contrast, Agents-Expanded appear more robust and less susceptible to acquiescence bias, indicating that the Expanded format may be a better method for creating Agents with psychologically valid traits.

Third, the Neuroticism domain of the Mini-Markers might not be suitable to examine Agents' traits. Items "Envious" and "Jealous" having perfect correlations in Agents' data suggest that LLMs treat them as identical, or at least not distinct enough in the context of personality assessment for them to give different answers. In contrast, human data did not experience the same issue, indicating that the synonyms might be interpreted differently by some humans, or it could be due to the inherent variability in human responses, often referred to as measurement error: Human participants may provide slightly different answers to the same or very similar questions due to various factors such as momentary fluctuations in mood, attention, or interpretation of the items. The absence of such variability in Agents' responses could be a sign that Agents may not have as nuanced a perception of semantic differences as humans, or may not replicate the measurement error typically observed in human responses. Also, the loading difference for positively worded items and reversely worded items is particularly large for Agents, even for Agents-Expanded. This suggests that Agents have substantially different response

patterns when responding to items in the Neuroticism domain compared to other domains. One potential explanation is social desirability bias, a phenomenon where participants may consciously or subconsciously respond in a socially desirable manner, over-reporting desirable traits and under-reporting undesirable ones (Grimm, 2010). As Mini-Markers items under the Neuroticism domain tend to be perceived as undesirable (e.g., “Envious” and “Moody”), Agents may have been influenced by social desirability bias (Salecha et al., 2024), as they are trained to produce responses aligned with human preferences and socially desirable outcomes (Y. Wang et al., 2023).

The results from both the convergent correlation analysis and CFA reveal that Agents can effectively simulate human personality traits, demonstrating strong alignment with human responses across different personality measures. Comparing the two formats, Agents-Expanded consistently outperformed Agents-Likert, showing higher reliability, stronger convergent correlations, and greater robustness against biases such as acquiescence and wording effects. These findings suggest that the Expanded format may be the better choice for creating psychometrically valid Agents for personality research, offering a more accurate and reliable simulation of human personality traits.

Study 3: Parametric Approach to Creating LLM-Agents with Simulated Personality Data

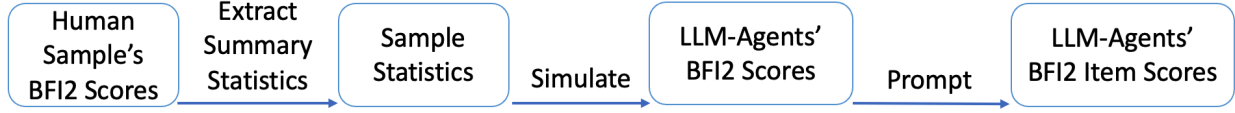
Study 3 introduces a parametric approach for developing Agents using sample statistics derived from existing personality data. This method involves extracting key parameters from empirical data, simulating item responses based on these parameters, and then assigning these simulated responses to Agents. By doing so, we aim to provide an efficient alternative or precursor to traditional empirical data collection, facilitating the creation of diverse sets of Agents while maintaining psychometric validity.

Methods

As shown in Figure 4, we began by extracting key statistics from Soto & John’s (2017b) BFI2 data, we extracted statistics, including *facet means and standard deviations*,

Figure 4

Flowchart depicting the data generation produce using a parametric approach.



facet correlations and *average intra-facet item correlations*. Using these statistics, we simulated BFI2 responses based on several assumptions: (1) normal distribution of domain scores, facet scores, and errors; (2) a linear relationship between correlated facets; and (3) domain scores are independent.

We then created 200 Agents-Likert and 200 Agents-Expanded based on these simulated BFI2 response. Following the protocol established in Study 2, we then prompted the Agents to complete the Mini-Markers test.

To validate the results and assess the psychometric properties of the Agents' responses, same as Study 2, we employed two primary methods. First, we calculated convergent correlations between the simulated BFI2 inputs and the Agents' Mini-Markers responses. Second, we conducted CFA on the simulated Mini-Markers responses from Agents. Through CFA, we assessed standardized factor loadings and Cronbach's alpha reliability coefficients. By comparing results with Study 2, we showed the similarity between Agents created from empirical data and simulated data.

Convergent Correlations. Table 4 shows the convergent correlation coefficients between the simulated BFI2 inputs and the Agents' Mini-Markers responses. The average correlation for the Likert format prompt is .679, with individual values ranging from .452 to .887. For the Expanded format prompt, the average correlation is .782, with values ranging from .700 to .863. These results are comparable to those observed in Study 2, where correlations between human participants' BFI2 scores and Agents' Mini-Markers responses averaged .728 for Likert and .789 for Expanded. Moreover, as in Study 2, Openness in the Likert format showed substantially lower convergence than all other personality traits. These findings suggest that starting the design of Agents with

Table 4*The Convergent Correlation Between BFI2 Input and Agents Mini-Markers Responses.*

	O	C	E	A	N	Average
Likert	.452	.844	.887	.591	.621	.679
Expanded	.831	.803	.863	.700	.712	.782

Note. O = Openness, C = Conscientiousness, E = Extraversion, A = Agreeableness, N = Neuroticism.

psychological traits through simulation using sample statistics provides a valid and more accessible alternative or precursor to collecting data from human participants.

CFA. The results reveal patterns similar to those observed in Study 2, further validating the psychometric properties of Agents’ simulated responses. Table 3 presents the standardized factor loadings and Cronbach’s alpha reliability coefficients for Agents’ simulated responses.

The CFA results are highly similar to Study 2’s. First, the Neuroticism domain again had a convergence issue due to the multicollinearity. After removing either “Envious” or “Jealous”, the reliability coefficients for Study 3 are similar to those observed in Study 2. For the Likert format, the reliability coefficients yielded a mean of .759 (range: .600 to .832), while the Expanded format showed a mean of .896 (range: .800 to .970). These values are comparable to those found in Study 2 (Likert: $M = .843$, range: .735 to .892; Expanded: $M = .942$, range: .850 to .976) and remain higher than the mean reliability observed in human participants ($M = .843$, range: .820 to .869). Meanwhile, factor loadings obtained from Agents in Study 3 showed a similar pattern of discrepancy between positively and reversely worded items as observed in Study 2. For Agents-Likert, the average loading difference between these item types was .805, which is even more pronounced than the .647 difference observed in Study 2. Agents-Expanded, however, showed a smaller average difference of .223, which is closer to the .096 difference found in Study 2 and the .007 difference in human participants. This finding further supports the conclusion that the Expanded format produces more balanced and less biased responses.

These results suggest that creating Agents using sample statistics provides a feasible alternative or precursor to data collection from humans. The consistency in patterns observed across Study 2 and Study 3—particularly the exceptional performance of the Expanded format in terms of reliability, convergent correlations, and robustness against wording effects—shows the practicality of this approach for creating psychometrically valid Agents for personality research. This method offers researchers a powerful tool for exploring personality dynamics and interactions in a controlled, scalable environment, while maintaining psychometric validity comparable to traditional human-subject research.

Study 4: Comparing LLM-Agent and Human Risk-taking and Ethical Decisions

Study 4 aims to assess whether Agents exhibit behaviors consistent with humans who have the same personality profiles. This investigation sought to elucidate both the potential and limitations of employing Agents in behavioral science studies.

Methods

Data

We crafted ten scenarios: five ethical dilemmas and five risk-taking scenarios. Following standard research protocols, we pre-registered the study and obtained ethical approval before proceeding with data collection at a Canadian University. Participants were asked to complete the BFI2 and respond to the ten scenarios. After applying exclusion criteria based on English proficiency, consent for data deposit, and survey completion, we retained a sample of 276 participants. The mean age of the participants was 19.65 years ($SD = 3.88$). Regarding gender identity, the majority of participants identified as female (80.4%), with 15.6% identifying as male and 4% identified as Other. The ethnic composition of the sample was diverse: 26.8% as European/Caucasian, 25.0% as South Asian, 7.3% as African, 6.9% as East Asian, 2.5% as Latino and Hispanic and 28.3% identified as Other.

Procedure

Using gpt-3.5-turbo-0125, we generated 276 Agents (Expanded), each assigned a unique set of personalities based on human participants’ responses to the BFI2. Agents then indicated their decisions in risk-taking scenarios and moral dilemmas on a scale of 1 to 10.

Risk-Taking Scenarios. The scenarios were designed to test an individual’s risk-taking tendency versus risk-avoidance tendency. The specific scenarios included: 1) embarking on an entrepreneurial venture, 2) making significant investments, 3) confessing romantic feelings to a close friend, 4) participating in extreme sports, and 5) opting to study overseas. See Appendix C for the prompt.

Ethical Dilemma Scenarios. The scenarios were designed to assess individuals’ empathetic tendency versus rule adherence tendency. Given that the majority of currently available LLMs have been safety-aligned and instruction fine-tuned (Biedma et al., 2024), which typically skews them away from engaging in severe moral judgments (e.g., the Trolley Problem), we introduced a series of everyday ethical dilemmas. These dilemmas necessitated choosing between upholding a standard and prioritizing empathy. Examples include decisions on 1) reporting a friend for cheating on a quiz, 2) addressing a colleague’s misappropriation of office supplies, 3) underage drinking, 4) disclosing confidential information that could save lives, and 5) providing candid feedback on subpar performance. See Appendix D for the prompt.

Results and Discussion

In Table 5, for the risk-taking scenarios, Agents’ risk-taking tendencies were largely consistent with those of humans with the same personality profiles: both humans and Agents showed increased risk-taking tendencies when having high Openness and Extraversion, and low Neuroticism. Conscientiousness and Agreeableness were not associated with risk-taking. This finding is consistent with previous studies on personality and risk, which found that high Extraversion and Openness were consistently associated

Table 5*Regression Coefficients for Risk and Moral (Ethics) by Big Five Personality Traits*

	Risk Taking					Empathy in Dilemma				
	O	C	E	A	N	O	C	E	A	N
Human	.136*	-.046	.228*	-.047	-.151*	-.040	.229*	.021	.093	-.141*
Agents	.347*	.023	1.132*	.233	-.455*	-.138*	.140	.108*	-.263*	-.059

Note. O = Openness, C = Conscientiousness, E = Extraversion, A = Agreeableness, N = Neuroticism.

* indicates $p < .05$

with greater risk-taking (Joseph & Zhang, 2021; Nicholson et al., 2005). Both the current study and Nicholson et al. (2005) identified a negative association between Neuroticism and risk-taking, although this was not observed in Joseph and Zhang (2021).

For the ethical dilemmas, among human participants, Conscientiousness was a positive predictor and Neuroticism was a negative predictor of individuals' tendency to empathize individuals rather than adhere to rules. For Agents, Conscientiousness also positively predicts their empathic tendency, but the other domains show different patterns compared to humans. There could be several explanations for this discrepancy. First, the relationship between moral decisions and personality is unclear and is largely affected by the sample and measurement tools (Luke & Gawronski, 2022; Smillie et al., 2021). Inconsistent results were also observed in Luke and Gawronski (2022), where student samples and online worker samples yielded mixed results when examining the impact of personalities on moral decisions. If the relationship is inconsistent within different populations, then without introducing demographic information, LLMs cannot accurately infer behavioral tendencies. Second, different cultures have different moral values (Abdulhai et al., 2023; Graham et al., 2013). It is possible that our student sample is not representative of the training corpora of the LLMs. Lastly, Agents might not be suitable for testing moral judgments or ethical dilemmas due to alignment. That is, AI developers may intentionally align LLMs' values to an idealistic standard that best serves humans but is unrepresentative of any specific culture (Yao et al., 2024).

Contrasting results from the risk-taking scenarios and ethical dilemmas yield important implications for the capabilities and limitations of Agents in simulating human behavior. The parallelism between Agents and human participants in risk-taking tendencies suggests that Agents have the ability to effectively model certain critical aspects of human decision-making, particularly those closely tied to well-established personality traits. This success indicates potential for using Agents in research on risk assessment, consumer behavior, or career decision-making. However, the discrepancies observed in ethical dilemmas highlight the complexities involved in modeling moral reasoning. These differences imply the challenges of capturing the nuanced interplay between personality, cultural context, and ethical decision-making within Agents. This limitation points to the need for more sophisticated approaches in modeling complex human behaviors, possibly incorporating cultural context, individual life experiences, and more nuanced ethical frameworks into LLM-Agent designs. Furthermore, it emphasizes the importance of careful validation and potential recalibration of Agents when applying them to studies involving moral or cultural considerations.

Transparency and Openness

This research adheres to JARS Guidelines (Appelbaum et al., 2018). All data, research materials, and analysis code have been made publicly available through the OSF (https://osf.io/nrzy3/?view_only=50e6bc00bc0f495a8765e031a655f0ab) and GitHub (<https://github.com/muhua-h/Psychometrics4AI>). Study 4 was preregistered on the Open Science Framework prior to data collection (<https://osf.io/4t9bf>) and received ethical approval from the Ethics Review Board at [Institution Name] (ID: e2024-221). The sample size, exclusion criteria, and analysis plan for Study 4 were specified in the preregistration.

The analyses were primarily conducted in Python 3.9, using the OpenAI API (version 1.35.3) for accessing text-embedding-3-large (Study 1) and gpt-3.5-turbo-0125 (Studies 2-4) models. Data manipulation and statistical analyses were performed using pandas (version 2.2.0) and numpy (version 1.26.3), with statsmodels (version 0.14.0) for

regression analyses. Visualizations were created using matplotlib (version 3.8.2). The confirmatory factor analyses in Studies 2 and 3 were conducted in R using the lavaan package (version 0.6.19; Rosseel, 2012) for structural equation modeling.

General Discussion

The present research introduces a novel methodology for assigning quantifiable, controllable, and psychometrically validated personalities to Agents using the Big Five personality framework. Through a series of four studies, we demonstrated the feasibility of this approach and its potential applications in social science research.

Study 1 established a foundational understanding of personality constructs and personality tests within the embedding space of LLMs. By analyzing the semantic similarities across various personality tests, we laid the groundwork for understanding how LLMs interpret and represent personality-related concepts. This finding serves as the basis for subsequent studies, which further examined Agents’ understanding of the underlying semantic associations during the personality assignment, adaptation, and reflection process.

Study 2 and Study 3 demonstrated that Agents could effectively absorb and manifest psychometrically validated personality traits. Study 2 showed strong alignment between Agents’ responses and empirical data from human participants, while Study 3 illustrated the effectiveness of using a parametric approach to create Agents with distinct personalities. The use of both empirical data and simulated data based on sample statistics enhances the robustness and flexibility of our approach, offering tools that can adapt to varied research needs without compromising scientific rigor.

Importantly, our research highlighted the advantage of the Expanded format over the traditional Likert format in assigning personalities to Agents. The Expanded format demonstrated consistently stronger convergent correlations with human participants’ data and showed greater robustness against biases such as acquiescence and wording effects. This finding suggests potential modifications to the scale format of current psychometric tests that could lead to more nuanced and accurate personality replications in Agents.

Study 4 revealed that while Agents’ risk-taking behaviors closely paralleled those of humans with similar personality profiles, their responses to ethical dilemmas showed significant divergence from human patterns. These results showed both the promise and the peril of simulating realistic Agents in behavioral science research (Kozlowski & Evans, 2024), suggesting the need for more sophisticated approaches in modeling complex human behaviors such as demographic information and cultural context.

Our research contributes to the field in several ways. First, it harnesses the power of embeddings and LLMs to uncover semantic similarities between different Big Five personality tests, which provides a data-driven complement to classical item analysis techniques. Second, our methodology offers a systematic and robust approach for creating Agents endowed with psychological traits, which can be applied across various psychometric tests. Finally, by demonstrating the usefulness of Agents in simulating complex, human-like behaviors, we provide a powerful tool that expands empirical investigation beyond traditional methodological constraints in social and behavioral research.

Limitation & Future Direction

Model Selection

We selected the `gpt-3.5-turbo-0125` API to develop Agents due to several compelling advantages. Firstly, this model is notable for its robust performance across various benchmarks, making it a preferred choice in the field. Additionally, its cost-effectiveness and the extensive context window it offers—capable of encompassing text from an hour-long behavioral science study—ensure comprehensive data handling without the interference of system drift. In addition, this version of `gpt-3.5-turbo` represents a static snapshot as of January 25th, 2024, thus it remains unaffected by alterations in subsequent versions of GPT, ensuring consistency and reproducibility in our research outputs.

However, we recognize the potential for algorithmic confounding (Salganik, 2019) in Agents’ responses, as market-available LLMs are intricately engineered to exhibit socially

desirable traits. This raises concerns about the elicitation of less socially desirable traits (e.g., Neuroticism) and corresponding behaviors (e.g., rule-breaking). If one LLM is unsuitable for the tasks, researchers should be prepared to explore alternative LLMs such as Claude and Llama. This contingency is distinct from practices like *p*-hacking or data fabrication since our aim is not hypothesis testing but engineering a system capable of generating Agents with psychometrically valid traits that can be quantified and managed.

Another concern could be the reliability of the Agents’ responses under novel conditions, particularly given that current LLMs have a knowledge cutoff and may not be familiar with the most recent news and changes. This is an inherent limitation of LLMs and is outside the scope of our current investigation. However, it is important to acknowledge that most LLMs are updated periodically. These updates can potentially mitigate the issue by ensuring that the models remain relevant for a majority of study designs that do not require the very latest knowledge. For study setups that necessitate specific domain knowledge or recent information, researchers can incorporate this information via in-context learning (Min et al., 2022), retrieval augmented generation (Gao et al., 2024) or fine-tuning (Touvron et al., 2023) the model before assigning personalities. This process ensures that the Agents are equipped with the relevant knowledge required for the specific study context.

Present-day LLMs contend with issues such as context forgetting and hallucination (OpenAI et al., 2024), reflecting similar cognitive constraints found in humans. Yet, the swift advancement of AI technology hints that forthcoming LLM versions might show improved cognitive functions and reduced cognitive bias. This advancement could present challenges in crafting Agents that closely mimic human cognitive traits in future research. Consequently, developing methods to equip Agents with the nuanced blend of human cognitive strengths and weaknesses is essential for enhancing their authenticity and effectiveness as alternative for human participants in social science studies.

Generalizability & Engineering Considerations

The scope of our investigation is primarily centered around the Big Five personality traits, which, while foundational, restricts the breadth of our inquiry. To transcend this limitation, a systematic evaluation encompassing a diverse array of psychometric tests is needed. Such an in-depth comparative analysis of these tests will not only examine the generalizability of our findings but also significantly contribute to refining the engineering processes underlying the development of Agents.

Simultaneously, the current research showcases the potential of using psychometric tests to create Agents with nuanced psychological traits, suggesting a novel intersection of psychology and artificial intelligence. However, the current reliance on manual coding practices and the bespoke nature of the developed code poses barriers to adoption, especially for social science researchers with limited experience with programming. Addressing this challenge necessitates the development of more user-friendly tools and frameworks that abstract away the complexities of the underlying code. By doing so, we can democratize the use of Agents in social science research, enabling a broader spectrum of scholars to leverage these advanced technologies in their work.

Diversity, Representation & Inclusion

Our approach to simulating population diversity using temperature settings is a preliminary step. However, this method falls short of capturing the intricate interplay of individual backgrounds and societal complexity. Future research should explore integrating more detailed demographic information and assessing its influence on model outputs. This will enable more precise control and deeper insights into model behavior.

Critics may argue that our study’s aim—to supplant human participants with Agents—could be misguided (Agnew et al., 2024). Indeed, humans still surpass the most advanced LLMs on multiple benchmarks, suggesting the intrinsic differences between Agents and humans. Furthermore, LLMs are often trained on WEIRD datasets, which do not adequately represent diverse cultural backgrounds and subpopulations, although

algorithmic approaches exist to mitigate this bias and construct representative LLMs and Agents (Argyle et al., 2023). We acknowledge these legitimate concerns and the irreplaceable value of human participants in social science research. Our goal is not to eliminate human participation but to provide an alternative method—one that, from a beneficence perspective, aims to minimize harm and protect individuals from the potential negative impacts of participation, particularly when it would be ethically problematic to involve humans.

Philosophical Boundaries and Pragmatic Focus

In the endeavor to create Agents with personality traits, a potential critique arises concerning the essence of “humanhood” in these agents, particularly given the ongoing debate about the consciousness of LLMs. This question undeniably merits exploration within the realms of artificial intelligence and large model research. Nevertheless, our study intentionally steers clear of this philosophical terrain. Our primary objective is to explore the feasibility of applying psychometric principles to construct Agents and to assess their utility in advancing social science research. By focusing on these pragmatic aspects, we aim to contribute to the methodological toolkit available to social scientists, leaving the contemplation of consciousness and “humanhood” in Agents to future interdisciplinary discourse. Instead, the method pioneered here could be used to pilot test studies before they are conducted with human participants, or to replicate previous findings obtained with human participants using a novel method.

Conclusion

In conclusion, this research presents a novel and promising approach to creating Agents with psychometrically valid personality traits. By leveraging the Big Five personality framework and advanced language models, we have demonstrated the potential for Agents to serve as valuable tools in social and behavioral research. While acknowledging the limitations and areas for future investigation, our findings suggest that this methodology could significantly enhance the efficiency, scale, and ethical

considerations of personality research. As we continue to refine and expand this approach, Agents may become increasingly valuable precursors, alternatives, and supplements to human participants in a wide range of social science studies.

Acknowledgement

We gratefully acknowledge Dr. Oliver John for providing original Big Five data crucial for Study 2 and Study 3. We also thank OpenAI’s Researcher Access Program for providing API access and funding support for computational resources used in this research.

References

- Abdulhai, M., Serapio-Garcia, G., Crepy, C., Valter, D., Canny, J., & Jaques, N. (2023). Moral foundations of large language models. <https://arxiv.org/abs/2310.15337>
- Agnew, W., Bergman, A. S., Chien, J., Díaz, M., El-Sayed, S., Pittman, J., Mohamed, S., & McKee, K. R. (2024, February). The illusion of artificial inclusion. <https://doi.org/10.1145/3613904.3642703>
- Aher, G., Arriaga, R. I., & Kalai, A. T. (2023, July). Using large language models to simulate multiple humans and replicate human subject studies.
- Allport, G. W., & Odbert, H. S. (1936). Trait-names: A psycho-lexical study. *Psychological monographs*, 47(1), i. <https://doi.org/10.1037/h0093360>
- Appelbaum, M., Cooper, H., Kline, R. B., Mayo-Wilson, E., Nezu, A. M., & Rao, S. M. (2018). Journal article reporting standards for quantitative research in psychology: The APA Publications and Communications Board Task Force Report. *The American Psychologist*, 73(1), 3–25. <https://doi.org/10.1037/amp0000191>
- Argyle, L. P., Busby, E. C., Fulda, N., Gubler, J. R., Rytting, C., & Wingate, D. (2023). Out of one, many: Using language models to simulate human samples. *Political Analysis*, 31(3), 337–351. <https://doi.org/10.1017/pan.2023.2>
- Asendorpf, J. B. (2006). Typeness of personality profiles: A continuous person-centred approach to personality data. *European Journal of Personality*, 20(2), 83–106. <https://doi.org/10.1002/per.575>
- Bai, Y., Kadavath, S., Kundu, S., Askill, A., Kernion, J., Jones, A., Chen, A., Goldie, A., Mirhoseini, A., McKinnon, C., Chen, C., Olsson, C., Olah, C., Hernandez, D., Drain, D., Ganguli, D., Li, D., Tran-Johnson, E., Perez, E., ... Kaplan, J. (2022). Constitutional AI: Harmlessness from AI feedback. <https://arxiv.org/abs/2212.08073>
- Bang, Y., Chen, D., Lee, N., & Fung, P. (2024, August). Measuring political bias in large language models: What is said and how it is said. In L.-W. Ku, A. Martins, &

- V. Srikumar (Eds.), *Proceedings of the 62nd annual meeting of the association for computational linguistics (volume 1: Long papers)* (pp. 11142–11159). Association for Computational Linguistics. <https://doi.org/10.18653/v1/2024.acl-long.600>
- Biedma, P., Yi, X., Huang, L., Sun, M., & Xie, X. (2024). Beyond human norms: Unveiling unique values of large language models through interdisciplinary approaches. <https://arxiv.org/abs/2404.12744>
- Caprara, G. V., & Cervone, D. (2000). *Personality: Determinants, dynamics, and potentials*. Cambridge University Press. <https://doi.org/10.1017/CBO9780511812767>
- Costa, P. T., & McCrae, R. R. (1989). *NEO PI/FFI manual supplement for use with the NEO personality inventory and the NEO five-factor inventory*. Psychological Assessment Resources.
- Cummings, J. A., & Sanders, L. (2019, June). *Introduction to psychology*. University of Saskatchewan Open Press. Retrieved December 7, 2023, from <https://openpress.usask.ca/introductiontopsychology/>
- Dang, T.-H.-H., & Tapus, A. (2014). Towards personality-based assistance in human-machine interaction. *The 23rd IEEE International Symposium on Robot and Human Interactive Communication*, 1018–1023. <https://doi.org/10.1109/ROMAN.2014.6926386>
- Demszky, D., Yang, D., Yeager, D. S., Bryan, C. J., Clapper, M., Chandhok, S., Eichstaedt, J. C., Hecht, C., Jamieson, J., Johnson, M., Jones, M., Krettek-Cobb, D., Lai, L., JonesMitchell, N., Ong, D. C., Dweck, C. S., Gross, J. J., & Pennebaker, J. W. (2023). Using large language models in psychology. *Nature Reviews Psychology*. <https://doi.org/10.1038/s44159-023-00241-5>
- DeYoung, C. G., Quilty, L. C., & Peterson, J. B. (2007). Between facets and domains: 10 aspects of the big five. *Journal of Personality and Social Psychology*, 93(5), 880–896. <https://doi.org/10.1037/0022-3514.93.5.880>

- Fiske, D. W. (1949). Consistency of the factorial structures of personality ratings from different sources. *The Journal of Abnormal and Social Psychology*, 44(3), 329.
<https://doi.org/https://doi.org/10.1037/h0057198>
- Furnham, A., & Heaven, P. (1999). *Personality and social behaviour*. Arnold.
- Gao, Y., Xiong, Y., Gao, X., Jia, K., Pan, J., Bi, Y., Dai, Y., Sun, J., Wang, M., & Wang, H. (2024). Retrieval-augmented generation for large language models: A survey. <https://arxiv.org/abs/2312.10997>
- Goldberg, L. R. (1990). An alternative "description of personality": The big-five factor structure. *Journal of Personality and Social Psychology*, 59(6), 1216–1229.
<https://doi.org/10.1037//0022-3514.59.6.1216>
- Graham, J., Haidt, J., Koleva, S., Motyl, M., Iyer, R., Wojcik, S. P., & Ditto, P. H. (2013). Chapter two - moral foundations theory: The pragmatic validity of moral pluralism. In P. Devine & A. Plant (Eds.), *Advances in experimental social psychology* (pp. 55–130, Vol. 47). Academic Press.
<https://doi.org/https://doi.org/10.1016/B978-0-12-407236-7.00002-4>
- Grimm, P. (2010). Social desirability bias. In J. Sheth & N. Malhotra (Eds.), *Wiley international encyclopedia of marketing*. John Wiley & Sons.
<https://doi.org/10.1002/9781444316568.wiem02057>
- Hagendorff, T., Fabi, S., & Kosinski, M. (2023). Human-like intuitive behavior and reasoning biases emerged in large language models but disappeared in ChatGPT. *Nature Computational Science*, 3(10), 833–838.
<https://doi.org/10.1038/s43588-023-00527-x>
- Hartmann, J., Schwenzow, J., & Witte, M. (2023). The political ideology of conversational ai: Converging evidence on chatgpt’s pro-environmental, left-libertarian orientation. <https://arxiv.org/abs/2301.01768>

- Jiang, H., Zhang, X., Cao, X., Breazeal, C., Roy, D., & Kabbara, J. (2024). Personallm: Investigating the ability of large language models to express personality traits. <https://arxiv.org/abs/2305.02547>
- John, O. P., Donahue, E. M., & Kentle, R. L. (1991). Big five inventory. *Journal of Personality and Social Psychology*. <https://doi.org/https://doi.org/10.1037/t07550-000>
- Joseph, E., & Zhang, D. (2021). Personality profile of risk-takers: An examination of the big five facets. *Journal of Individual Differences*, 42, 1–10. <https://doi.org/10.1027/1614-0001/a000346>
- Kozlowski, A. C., & Evans, J. (2024). Simulating subjects: The promise and peril of ai stand-ins for social agents and interactions. <https://doi.org/10.31235/osf.io/vp3j2>
- Liu, N., Chen, L., Tian, X., Zou, W., Chen, K., & Cui, M. (2024). From llm to conversational agent: A memory enhanced architecture with fine-tuning of large language models. <https://arxiv.org/abs/2401.02777>
- Lucy, L., & Bamman, D. (2021, June). Gender and representation bias in gpt-3 generated stories. In N. Akoury, F. Brahman, S. Chaturvedi, E. Clark, M. Iyyer, & L. J. Martin (Eds.), *Proceedings of the Third Workshop on Narrative Understanding* (pp. 48–55). Association for Computational Linguistics. <https://doi.org/10.18653/v1/2021.nuse-1.5>
- Luke, D. M., & Gawronski, B. (2022). Big five personality traits and moral-dilemma judgments: Two preregistered studies using the cni model. *Journal of Research in Personality*, 101, 104297. <https://doi.org/10.1016/j.jrp.2022.104297>
- Marcus, D. K., Lilienfeld, S. O., Edens, J. F., & Poythress, N. G. (2006). Is antisocial personality disorder continuous or categorical? a taxometric analysis. *Psychological medicine*, 36(11), 1571–1581. <https://doi.org/10.1017/S0033291706008245>

- McCrae, R. R. (1994). Openness to experience: Expanding the boundaries of factor v. *European Journal of Personality*, 8(4), 251–272.
<https://doi.org/https://doi.org/10.1002/per.2410080404>
- McCrae, R. R. (2009). The physics and chemistry of personality. *Theory & Psychology*, 19(5), 670–687. <https://doi.org/10.1177/0959354309341928>
- McCrae, R. R., & Costa Jr, P. T. (1997). Personality trait structure as a human universal. *American psychologist*, 52(5), 509. <https://doi.org/10.1037//0003-066x.52.5.509>
- Min, S., Lyu, X., Holtzman, A., Artetxe, M., Lewis, M., Hajishirzi, H., & Zettlemoyer, L. (2022). Rethinking the role of demonstrations: What makes in-context learning work? <https://arxiv.org/abs/2202.12837>
- Nicholson, N., Soane, E., Fenton-O’Creevy, M., & Willman, P. (2005). Personality and Domain-Specific Risk Taking. *Journal of Risk Research*, 8.
<https://doi.org/10.1080/1366987032000123856>
- Norman, W. T. (1963). Toward an adequate taxonomy of personality attributes: Replicated factor structure in peer nomination personality ratings. *The journal of abnormal and social psychology*, 66(6), 574. <https://doi.org/10.1037/h0040291>
- Norman, W. (1967). *2800 personality trait descriptors: Normative operating characteristics for a university population*. University of Michigan, Department of Psychology.
<https://books.google.com/books?id=Az8rAAAAMAAJ>
- OpenAI, Achiam, J., Adler, S., Agarwal, S., Ahmad, L., Akkaya, I., Aleman, F. L., Almeida, D., Altenschmidt, J., Altman, S., Anadkat, S., Avila, R., Babuschkin, I., Balaji, S., Balcom, V., Baltescu, P., Bao, H., Bavarian, M., Belgum, J., . . . Zoph, B. (2024). GPT-4 technical report. <https://arxiv.org/abs/2303.08774>
- Ozer, D. J., & Benet-Martinez, V. (2006). Personality and the prediction of consequential outcomes. *Annual Review of Psychology*, 57, 401–421.
<https://doi.org/10.1146/annurev.psych.57.102904.190127>

- Park, J. S., O'Brien, J., Cai, C. J., Morris, M. R., Liang, P., & Bernstein, M. S. (2023). Generative agents: Interactive simulacra of human behavior. *Proceedings of the 36th Annual ACM Symposium on User Interface Software and Technology*.
<https://doi.org/10.1145/3586183.3606763>
- Peabody, D., & Goldberg, L. R. (1989). Some determinants of factor structures from personality-trait descriptors. *Journal of personality and social psychology*, 57(3), 552. <https://doi.org/10.1037//0022-3514.57.3.552>
- Poortinga, Y. H., Van De Vijver, F. J., & Van Hemert, D. A. (2002). Cross-cultural equivalence of the big five: A tentative interpretation of the evidence. *The five-factor model of personality across cultures*, 281–302.
https://doi.org/10.1007/978-1-4615-0763-5_14
- Rathje, S., Mirea, D.-M., Sucholutsky, I., Marjeh, R., Robertson, C. E., & Bavel, J. J. V. (2024). Gpt is an effective tool for multilingual psychological text analysis. *Proceedings of the National Academy of Sciences*, 121(34), e2308950121.
<https://doi.org/10.1073/pnas.2308950121>
- Roberts, B. W., Kuncel, N. R., Shiner, R., Caspi, A., & Goldberg, L. R. (2007). The power of personality: The comparative validity of personality traits, socioeconomic status, and cognitive ability for predicting important life outcomes. *Perspectives on Psychological science*, 2(4), 313–345.
<https://doi.org/10.1111/j.1745-6916.2007.00047.x>
- Rosseel, Y. (2012). Lavaan: An r package for structural equation modeling. *Journal of statistical software*, 48, 1–36. <https://doi.org/10.18637/jss.v048.i02>
- Salecha, A., Ireland, M. E., Subrahmanya, S., Sedoc, J., Ungar, L. H., & Eichstaedt, J. C. (2024). Large language models show human-like social desirability biases in survey responses. <https://arxiv.org/abs/2405.06058>
- Salganik, M. J. (2019). *Bit by bit: Social research in the digital age*. Princeton University Press.

- Saucier, G. (1994). Mini-Markers: A Brief Version of Goldberg’s Unipolar Big-Five Markers. *Journal of Personality Assessment*, 63(3), 506.
https://doi.org/10.1207/s15327752jpa6303_8
- Serapio-García, G., Safdari, M., Crepy, C., Sun, L., Fitz, S., Romero, P., Abdulhai, M., Faust, A., & Matarić, M. (2023). Personality traits in large language models.
<https://arxiv.org/abs/2307.00184>
- Smillie, L. D., Katic, M., & Laham, S. M. (2021). Personality and moral judgment: Curious consequentialists and polite deontologists. *Journal of Personality*, 89(3), 549–564.
<https://doi.org/10.1111/jopy.12598>
- Soldz, S., & Vaillant, G. E. (1999). The big five personality traits and the life course: A 45-year longitudinal study. *Journal of research in personality*, 33(2), 208–232.
<https://doi.org/10.1006/jrpe.1999.2243>
- Soto, C. J. (2019). How replicable are links between personality traits and consequential life outcomes? the life outcomes of personality replication project. *Psychological Science*, 30(5), 711–727. <https://doi.org/10.1177/0956797619831612>
- Soto, C. J., & John, O. P. (2017). The next Big Five Inventory (BFI-2): Developing and assessing a hierarchical model with 15 facets to enhance bandwidth, fidelity, and predictive power. *Journal of Personality and Social Psychology*, 113(1), 117–143.
<https://doi.org/10.1037/pspp0000096>
- Stewart, R. D., Möttus, R., Seeboth, A., Soto, C. J., & Johnson, W. (2022). The finer details? the predictability of life outcomes from big five domains, facets, and nuances. *Journal of personality*, 90(2), 167–182. <https://doi.org/10.1111/jopy.12660>
- Touvron, H., Martin, L., Stone, K., Albert, P., Almahairi, A., Babaei, Y., Bashlykov, N., Batra, S., Bhargava, P., Bhosale, S., Bikel, D., Blecher, L., Ferrer, C. C., Chen, M., Cucurull, G., Esiobu, D., Fernandes, J., Fu, J., Fu, W., . . . Scialom, T. (2023). Llama 2: Open foundation and fine-tuned chat models.
<https://arxiv.org/abs/2307.09288>

- Van der Maaten, L., & Hinton, G. (2008). Visualizing data using t-sne. *Journal of Machine Learning Research*, 9(86), 2579–2605.
<http://jmlr.org/papers/v9/vandermaaten08a.html>
- Wang, S., Liu, Y., Xu, Y., Zhu, C., & Zeng, M. (2021, November). Want to reduce labeling cost? gpt-3 can help. In M.-F. Moens, X. Huang, L. Specia, & S. W.-t. Yih (Eds.), *Findings of the association for computational linguistics: Emnlp 2021* (pp. 4195–4205). Association for Computational Linguistics.
<https://doi.org/10.18653/v1/2021.findings-emnlp.354>
- Wang, X., Jiang, L., Hernandez-Orallo, J., Stillwell, D., Sun, L., Luo, F., & Xie, X. (2023). Evaluating general-purpose ai with psychometrics. <https://arxiv.org/abs/2310.16379>
- Wang, Y., Zhong, W., Li, L., Mi, F., Zeng, X., Huang, W., Shang, L., Jiang, X., & Liu, Q. (2023). Aligning large language models with human: A survey.
<https://arxiv.org/abs/2307.12966>
- Wiggins, J. S. (1979). A psychological taxonomy of trait-descriptive terms: The interpersonal domain. *Journal of personality and social psychology*, 37(3), 395.
<https://doi.org/10.1037/0022-3514.37.3.395>
- Xi, Z., Chen, W., Guo, X., He, W., Ding, Y., Hong, B., Zhang, M., Wang, J., Jin, S., Zhou, E., Zheng, R., Fan, X., Wang, X., Xiong, L., Zhou, Y., Wang, W., Jiang, C., Zou, Y., Liu, X., . . . Gui, T. (2023). The rise and potential of large language model based agents: A survey. <https://arxiv.org/abs/2309.07864>
- Xu, R., Sun, Y., Ren, M., Guo, S., Pan, R., Lin, H., Sun, L., & Han, X. (2024). AI for social science and social science of AI: A survey. *Information Processing & Management*, 61(3), 103665. <https://doi.org/https://doi.org/10.1016/j.ipm.2024.103665>
- Yao, J., Yi, X., Gong, Y., Wang, X., & Xie, X. (2024, June). Value fulcra: Mapping large language models to the multidimensional spectrum of basic human values. In K. Duh, H. Gomez, & S. Bethard (Eds.), *Proceedings of the 2024 conference of the north american chapter of the association for computational linguistics: Human*

- language technologies (volume 1: Long papers)* (pp. 8762–8785). Association for Computational Linguistics. <https://doi.org/10.18653/v1/2024.naacl-long.486>
- Zhang, X., Huang, M., Sun, J., & Savalei, V. (2024). Improving the measurement of the Big Five via alternative formats for the BFI-2. *Manuscript Submitted for Publication*. <https://osf.io/yuv5b/>
- Zhang, X., Noor, R., & Savalei, V. (2016). Examining the effect of reverse worded items on the factor structure of the need for cognition scale. *PloS one*, 11(6), e0157795. <https://doi.org/10.1371/journal.pone.0157795>
- Zhang, X., & Savalei, V. (2016). Improving the factor structure of psychological scales: The expanded format as an alternative to the likert scale format. *Educational and Psychological Measurement*, 76(3), 357–386. <https://doi.org/10.1177/0013164415596421>
- Zhang, X., Tse, W. W.-Y., & Savalei, V. (2019). Improved properties of the big five inventory and the rosenberg self-esteem scale in the expanded format relative to the likert format. *Frontiers in Psychology*, 10, 1286. <https://doi.org/10.3389/fpsyg.2019.01286>
- Zhang, X., Zhou, L., & Savalei, V. (2023). Comparing the psychometric properties of a scale across three likert and three alternative formats: An application to the rosenberg self-esteem scale. *Educational and Psychological Measurement*, 83(4), 649–683. <https://doi.org/10.1177/00131644221111402>
- Zrari, A., & Sakale, S. (2024). Assessing the psychometric properties of the dynamight™ mbti: A comparative analysis with the original myers-briggs type indicator. *Journal of Psychology and Behavior Studies*, 4(1), 27–37. <https://doi.org/10.32996/jpbs.2024.1.4>

Appendices

Appendix A

Context

You are participating in a personality psychology study. You have been assigned with personality traits.

Your Assigned Personality

The number indicates the extent to which you agree or disagree with that statement. 1 means 'Disagree Strongly', 3 means 'Neutral', and 5 means 'Agree Strongly'.

Is outgoing, sociable: 5; Is compassionate, has a soft heart: 5; Tends to be disorganized: 2; Is relaxed, handles stress well: 3; Has few artistic interests: 2; Has an assertive personality: 4; Is respectful, treats others with respect: 5; Tends to be lazy: 4; Stays optimistic after experiencing a setback: 5; Is curious about many different things: 2; Rarely feels excited or eager: 2; Tends to find fault with others: 2; Is dependable, steady: 5; Is moody, has up and down mood swings: 4; Is inventive, finds clever ways to do things: 4; Tends to be quiet: 2; Feels little sympathy for others: 1; Is systematic, likes to keep things in order: 2; Can be tense: 3; Is fascinated by art, music, or literature: 5; Is dominant, acts as a leader: 2; Starts arguments with others: 2; Has difficulty getting started on tasks: 4; Feels secure, comfortable with self: 5; Avoids intellectual, philosophical discussions: 2; Is less active than other people: 2; Has a forgiving nature: 5; Can be somewhat careless: 4; Is emotionally stable, not easily upset: 4; Has little creativity: 4; Is sometimes shy, introverted: 4; Is helpful and unselfish with others: 5; Keeps things neat and tidy: 3; Worries a lot: 4; Values art and beauty: 4; Finds it hard to influence people: 2; Is sometimes rude to others: 3; Is efficient, gets things done: 4; Often feels sad: 1; Is complex, a deep thinker: 2; Is full of energy: 5; Is suspicious of others' intentions: 2; Is reliable, can always be counted on: 4; Keeps their emotions under control: 4; Has difficulty imagining things: 2; Is talkative: 5; Can be cold and uncaring: 1; Leaves a mess, doesn't clean up: 2; Rarely feels anxious or

afraid: 2; Thinks poetry and plays are boring: 2; Prefers to have others take charge: 1; Is polite, courteous toward others: 5; Is persistent, works until the task is finished: 4; Tends to feel depressed, blue: 3; Has little interest in abstract ideas: 4; Shows a lot of enthusiasm: 5; Assumes the best about people: 5; Sometimes behaves irresponsibly: 4; Is temperamental, gets emotional easily: 1; Is original, comes up with new ideas: 1;

Objective

Fill out a personality questionnaire. Your questionnaire answers should be reflective of your assigned personalities.

Response Format

ONLY return your response as a JSON file where the keys are the traits and the numbers indicate your endorsement to the statements.

Questionnaire Instruction

I will provide you a list of descriptive traits. For each trait, take a deep breath and think about what personality you are assigned with then, choose a number indicating how accurately that trait describes you. Using the following rating scale:

- 1 - Extremely Inaccurate
- 2 - Very Inaccurate
- 3 - Moderately Inaccurate
- 4 - Slightly Inaccurate
- 5 - Neutral / Not Applicable
- 6 - Slightly Accurate
- 7 - Moderately Accurate
- 8 - Very Accurate
- 9 - Extremely Accurate

Questionnaire Item

1. Bashful __
2. Bold __
3. Careless __
4. Cold __
5. Complex __
6. Cooperative __
7. Creative __
8. Deep __
9. Disorganized __
10. Efficient __
11. Energetic __
12. Envious __
13. Extraverted __
14. Fretful __
15. Harsh __
16. Imaginative __
17. Inefficient __
18. Intellectual __
19. Jealous __
20. Kind __
21. Moody __
22. Organized __
23. Philosophical __
24. Practical __
25. Quiet __

26. Relaxed __
27. Rude __
28. Shy __
29. Sloppy __
30. Sympathetic __
31. Systematic __
32. Talkative __
33. Temperamental __
34. Touchy __
35. Uncreative __
36. Unenvious __
37. Unintellectual __
38. Unsympathetic __
39. Warm __
40. Withdrawn __

Appendix B

Context

You are participating in a personality psychology study. You have been assigned with personality traits.

Your Personality

I am very outgoing, sociable. I am very compassionate almost always soft-hearted. I am fairly organized. I am somewhat relaxed handle stress somewhat well. I have some artistic interests. I am quite assertive. I am very respectful almost always treat others with respect. I am often lazy. I stay very optimistic after experiencing a setback. I am curious about few things. I often feel excited or eager. I rarely find fault with others. I am very dependable steady. I am fairly moody often have up and down mood swings. I am fairly inventive often find clever ways to do things. I am rarely quiet. I feel a great deal of sympathy for others. I am not particularly systematic rarely keep things in order. I am sometimes tense. I am very much fascinated by art music or literature. I am fairly submissive often act as a follower. I rarely start arguments with others. I have a fair amount of difficulty getting started on tasks. I feel very secure comfortable with self. I typically seek out intellectual, philosophical discussions. I am somewhat more active than other people. I have a very forgiving nature. I am often careless. I am fairly emotionally stable quite hard to upset. I have little creativity. I am often shy introverted. I am very helpful and unselfish with others. I sometimes keep things neat and tidy. I worry quite a lot. I value art and beauty quite a bit. I find it fairly easy to influence people. I am sometimes rude to others. I am fairly efficient get things done fairly quickly. I almost never feel sad. I am not particularly complex rarely a deep thinker. I am almost always full of energy. I am quite trusting of others' intentions. I am fairly reliable can usually be counted on. I usually keep my emotions under control. I have a bit of difficulty imagining things. I am very talkative. I am very warm and caring. I rarely leave a mess usually clean up. I

often feel anxious or afraid. I think poetry and plays are fairly interesting. I strongly prefer to take charge. I am very polite courteous to others. I am fairly persistent usually work until the task is finished. I sometimes feel depressed blue. I have little interest in abstract ideas. I show a lot of enthusiasm. I almost always assume the best about people. I often behave irresponsibly. I am not at all temperamental almost never get emotional. I am not at all original almost never come up with new ideas.

Objective

Fill out a personality questionnaire. Your questionnaire answers should be reflective of your assigned personalities.

Response Format

ONLY return your response as a JSON file where the keys are the traits and the number that best describes you. Do not say anything else.

Questionnaire Instruction

Same as Appendix A's corresponding section

Questionnaire Item

Same as Appendix A's corresponding section

Appendix C

Personality

Same as Appendix B's corresponding section

Background

Your decisions and actions are impacted by your personality.

Objective

I will ask you a sequence of 5 scenario-based questions. Please choose a value between 1 and 10 to indicate your likelihood of an action

Response Format

Respond with a JSON file in the format of scenario_name: likelihood_value.

Background

Scenario 1

Scenario Name: Entrepreneurial_Venture

You've developed an innovative business idea that you believe has the potential to be highly successful. Pursuing this would require you to quit your stable job and invest a substantial portion of your savings into the venture. While the idea could revolutionize the industry, there's also a significant risk of failure, which could leave you without a job and deplete your savings. On a scale of 1 to 10, where 1 means pursuing the entrepreneurial venture with all your resources, embracing the risk for the chance of substantial reward, and 10 means conserving your current job and financial security, how would you rate your likely action?

Scenario 2

Scenario Name: Investment

You have recently come into a modest sum of money and are contemplating how to invest it. You're torn between a high-risk, high-reward stock that has the potential to either significantly increase your wealth or decrease in value, and a low-risk government bond that offers guaranteed but modest returns. On a scale of 1 to 10, where 1 means fully embracing the potential high rewards of the risky stock, and 10 means preferring the safety and guaranteed return of the government bond, how would you rate your likely action?

Scenario 3

Scenario Name: Confessing_Feelings

You find yourself developing romantic feelings for your best friend. These feelings have grown stronger over time, and you're contemplating whether to confess. Doing so could potentially lead to a deeper, romantic relationship, enriching your connection. However, there's also the risk that your confession could make things awkward and possibly harm the friendship you deeply value. On a scale of 1 to 10, where 1 means opening up about your feelings, risking the friendship for the possibility of something more, and 10 means preserving the current friendship without risking discomfort or loss, how would you rate your likely action?

Scenario 4

Scenario Name: Extreme_Sports

You've always been fascinated by extreme sports and are considering taking up base jumping, drawn by the thrill and the challenge it presents. However, you're fully aware of the significant physical risks involved, including the potential for severe injury. On a scale of 1 to 10, where 1 means diving into the sport for the ultimate thrill despite the risks, and 10 means prioritizing your physical safety and choosing not to participate, how would you rate your likely action?

Scenario 5

Scenario Name: Study__Overseas

You have been offered admission to a prestigious university in a foreign country, an opportunity that promises to significantly advance your career and personal development. This educational pursuit, however, comes with a substantial sacrifice: you would need to leave behind your family, friends, and the comfort of your familiar environment. The move entails not only physical relocation but also adapting to a new culture, potentially facing language barriers, and starting anew without your established support network. On a scale of 1 to 10, where 1 means embracing the opportunity to study abroad, fully committing to the personal and professional growth it offers despite the sacrifices, and 10 means choosing to stay in your home country to maintain your current relationships and stability, how would you rate your likely action?

Appendix D

Personality

Appendix B's corresponding section

Objective

Same as Appendix C's corresponding section

Response Format

Same as Appendix C's corresponding section

Scenario 1

Scenario Name: Exam_Cheating

You are a student in a community college. During the final exams, you notice your best friend, who has been under a lot of personal stress lately, subtly looking at cheat notes. This exam is crucial for their scholarship. Considering your principles and the empathy you feel for your friend's situation, on a scale of 1 to 10, where 1 means being completely sympathetic and helping your friend out, and 10 means strictly adhering to legal and ethical standards by reporting the cheating, how would you rate your likely action?

Scenario 2

Scenario Name: Underage_Drinking

At a family reunion, your teenage nephew asks if you can buy alcohol for a party he and his friends are planning. You know he's underage and that supplying alcohol would be illegal, but you also understand his desire to fit in. On a scale of 1 to 10, where 1 means showing understanding and finding a way to support your nephew's request, and 10 means strictly adhering to the law and ethical standards by refusing, how would you rate your likely action?

Scenario 3

Scenario Name: Workplace_Theft

You work in an office and discover that a colleague, a single parent struggling financially, has been taking office supplies home for their children's school projects. Understanding their struggle but also the implications of theft, on a scale of 1 to 10, where 1 represents full empathy towards your colleague's situation by possibly ignoring or assisting, and 10 represents strict adherence to company policies by reporting the theft, how would you rate your likely action?

Scenario 4

Scenario Name: Confidential_Info

While volunteering at a local health clinic, you accidentally overhear confidential information about a neighbor's serious health condition. Sharing this could mobilize community support for them, but it would also breach confidentiality. On a scale of 1 to 10, where 1 means prioritizing empathy by finding a way to indirectly support your neighbor, and 10 means upholding the strictest confidentiality standards despite knowing the potential benefits of community support, how would you rate your likely action?

Scenario 5

Scenario Name: Honest_Feedback

A colleague and friend is up for a performance review that could affect their career. They've been underperforming and now seek your honest feedback. Being completely honest could harm their career and your relationship. On a scale of 1 to 10, where 1 means being sympathetic and possibly softening your feedback to protect their feelings and career, and 10 means giving brutally honest feedback in adherence to your values of honesty and growth, how would you rate your likely action?