

Datatractor : Metadata, automation, and registries for extractor interoperability in the chemical and materials sciences

Matthew L. Evans ^{*1,2}, Gian-Marco Rignanese ^{1,3}, David Elbert ⁴, and Peter Kraus ⁺⁵

¹UCLouvain, Institute of Condensed Matter and Nanosciences (IMCN), Chemin des Étoiles 8, Louvain-la-Neuve 1348, Belgium

²Matgenix SRL, A6K Advanced Engineering Center, Charleroi, Belgium

³WEL Research Institute, Avenue Pasteur 6, 1300 Wavre, Belgium

⁴Hopkins Extreme Materials Institute (HEMI), Johns Hopkins University, Baltimore, MD, USA

⁵Technische Universität Berlin, Chair for Advanced Ceramic Materials, Hardenbergstr. 40, 10623 Berlin, Germany

April 25, 2025

“When tillage begins, other arts will follow.” — Daniel Webster

Abstract

Two key issues hindering the transition towards FAIR data science are the poor discoverability and inconsistent instructions for the use of data extractor tools, i.e., how we go from raw data files created by instruments, to accessible metadata and scientific insight. If the existing format conversion tools are hard to find, install, and use, their reimplementations will lead to a duplication of effort, and an increase in the associated maintenance burden is inevitable.

The Datatractor framework presented in this work addresses these issues. First, by providing a curated registry of such extractor tools their discoverability will increase. Second, by describing them using a standardised but lightweight schema, their installation and use is machine-actionable. Finally, we provide a reference implementation for such data extraction. The Datatractor framework can be used to provide a public-facing data extraction service, or be incorporated into other research data management tools providing added value.

^{*}matthew@datalab.industries

[†]peter.kraus@tu-berlin.de

1 Introduction

The majority of chemistry and materials science research is digital. Fine-grained, unfettered access to the raw data we produce is therefore a crucial part of doing robust, reproducible science. [1] Typically, the starting point of any scientific analysis is the extraction of data and metadata from a “raw data” file that was created by a piece of apparatus or a piece of software. Such raw data files are either analysed in proprietary software provided by a vendor directly, or converted into a more accessible and interoperable format using extractors.

How easy or feasible the extraction process is depends heavily on the characteristics of the produced raw data file. In the ideal case, these raw data files would use generic, structured and self-describing formats (HDF5, NeXuS). However, there are limited incentives for instrument and software vendors to use such formats. In addition to operating in a commercial environment, where “vendor lock-in” is often thought of as a positive, [2] producing data in self-describing formats would require community consensus on an appropriate file format, and especially semantics. Domains where

such consensus exists are still rare (e.g., FITS in astronomy, [3] NetCDF in climate modelling, [4] or CIF in crystallography [5]).

Instead, we are often left with proprietary, binary, or otherwise obfuscated formats, that can require significant additional work to reverse engineer. These formats can change unpredictably between versions and have the effect (intentional or otherwise) of locking you into the software ecosystem of the hardware vendor. This presents a significant barrier, both to the day-to-day scientific workflow and to open science generally, since the raw data cannot be made FAIR. Interoperability is discouraged by design, reproducibility is discouraged as a consequence. [6, 7]

By opening up file format definitions and encouraging sharing and reuse of extractors, scientific workflows can become more modular and interoperable with each other, lowering the barrier to more advanced analysis that may rely on the processing of raw data from multiple techniques simultaneously (e.g., in situ or operando measurements). [8, 9] As an increasing number of laboratories undergo the digital transformation and take more steps towards lab automation, the need for robust, open data exchange and storage (via files or otherwise) grows more pressing.

Many communities have developed high-quality open source packages that can parse or extract data from the raw data file formats in their domain. In practice, such extractors often start out as ephemeral software (scripts, or notebooks), written to be used once and discarded. However, once shared with colleagues, such ephemeral software nearly always turns into bespoke software used within a research group, handed down generations of PhD students. [10] Such software only rarely evolves into an open source solution developed and maintained by the broader community. Therefore, there is a significant duplication of effort, both in the initial development, and then additionally in the ongoing maintenance and upkeep (see the “research code” vs “production-grade code” distinction of Lehtola [11]), as the raw data file formats may change and grow in complexity. New solutions are also sometimes developed out of ignorance of the existing solutions, and the more niche the file format, the less likely it is that the development of

an extractor will continue beyond the ephemeral or bespoke stage.

Additionally, the developers working at the data management platform level may have to (re)implement support for all of the desired formats in their community. Yet, the challenges faced when integrating such data extractors are broadly common between techniques. This redundant work could therefore be tackled at the level of the extractors themselves. [12] However, achieving such a distributed development model would require a discoverability mechanism for existing, tested, and maintained extractors, in order to avoid reinventing the wheel [12, 13].

Rather than making an attempt to produce yet another centralised package, or to conflict with ongoing important work in developing new flexible data standards that vendors can directly conform to, ¹ here we describe a solution to the problem of the ongoing discoverability and interoperability of *existing* extractors. In the current work, we present a framework for describing the extractors themselves, their usage, and their inputs (i.e., the “raw data” file formats); description of the extractor output is not part of the current framework and will be a topic of future work. Our approach stems from discussions within the context of the Materials Research Data Alliance (MaRDA) extractors working group (WG), ² which culminated in the Datatractor project.

In the rest of this paper, we first describe the design of Datatractor and technical implementation details of its three components. We also describe how one would announce their extractor within the Datatractor project, and how one would use such extractors to extract their raw data. Then we outline the downstream (i.e., platform users) and upstream (i.e., extractor developers) use cases which might be enabled by this approach, with a particular focus on the dual use-case of *datalab* [14], a platform that also contributes extractors. We end with a call-to-arms for users and developers to contribute to the

¹We wish to highlight the current efforts in the extension of the NeXuS file format to cover the areas of material synthesis and characterisation, i.e. the Area A and Area B work of the FAIRmat project.

²See <https://www.marda-alliance.org/working-group/wg7-automated-metadata-extractors> for description of the WG and <https://github.com/marda-alliance/metadata-extractors/discussions> for the discussions.

registry and grow this decentralized resource.

2 Design & implementation

The main goal of Datatractor is to provide a place where extractor code can be promoted as FAIR software objects in and of themselves. [15], whilst simultaneously enhancing extractor discoverability and reducing duplication of effort across data platforms and individual researchers. In order to meet these goals in a scalable and vendor-neutral way, we must go beyond a simple library that bundles all existing extractors with a uniform interface, and instead require persistent schemas for code authors to describe fully the intent and usage of their code in a machine-actionable way.

At the same time, it is crucial that scientists and less technical users feel empowered to use these tools, and indeed, to ask more of their tools. As such, our goal was to provide a simple searchable graphical web interface and a zero-dependency example implementation that could be easily adopted by individual users and platforms alike, alongside their existing tools.

To this end, Datatractor has three main components:

1. schemas: semantic schemas for file types and extractor codes, their definitions, installation and usage instructions,
2. yard: a registry of community-sourced metadata, describing file types and extractor codes, which is machine-actionable and user-searchable,
3. beam: a reference implementation that can parse files according to these declarative definitions present in the yard and elsewhere.

2.1 Semantic schemas

Two schemas have been designed, one for file types (FileType) and one for extractor codes (Extractor). Their design was borne out of discussions in the MaRDA WG and then iteratively co-developed alongside the registry and reference implementation (yard and beam, respectively).

First, the FileType schema was created with the aim of allowing for the collation and curation

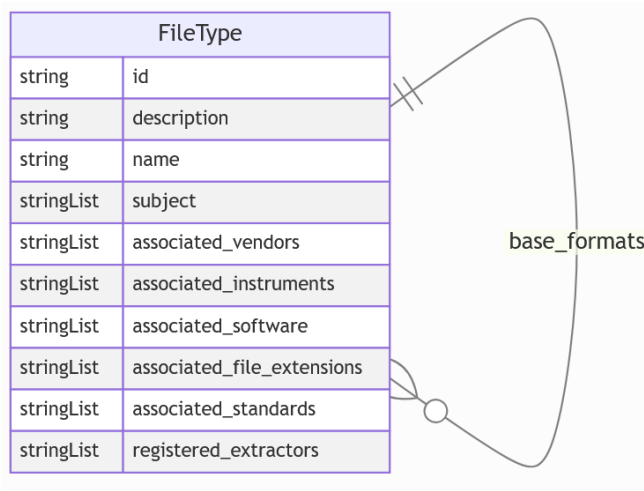


Figure 1: The FileType schema.

of metadata associated with each file type. This metadata includes the relevant scientific domains, associated software, instruments, vendors, standards, or generic base formats (such as yml or zip) of a given file type. The FileType schema is relatively straightforward with a flat structure as shown in Figure 1. The schema contains a single loop whereby a FileType can refer to another FileType as its parent format. As an example, both the NeXuS and NetCDF formats can refer to HDF5 as a base.format.

The Extractor schema is slightly more involved, as shown in Figure 2. It includes submodels for describing machine-actionable installation as well as usage instructions, slots for registering which FileTypes it can support, as well as bibliographic and licensing information about the extractor code. The Extractor schema has a built-in templating functionality, which allows the mapping of FileType.IDs to appropriate switches or commands for the extractor code, actioned using the appropriate Extractor usage instructions. If supported by the extractor code, output FileType and paths can be specified using the same templating functionality.

The two schemas were written using the programming-language-agnostic LinkML framework [16] which enables semantic cross-walk with other schemas. Our schemas can therefore be exported to many common schema formats (e.g., JSONSchema, Pydantic,

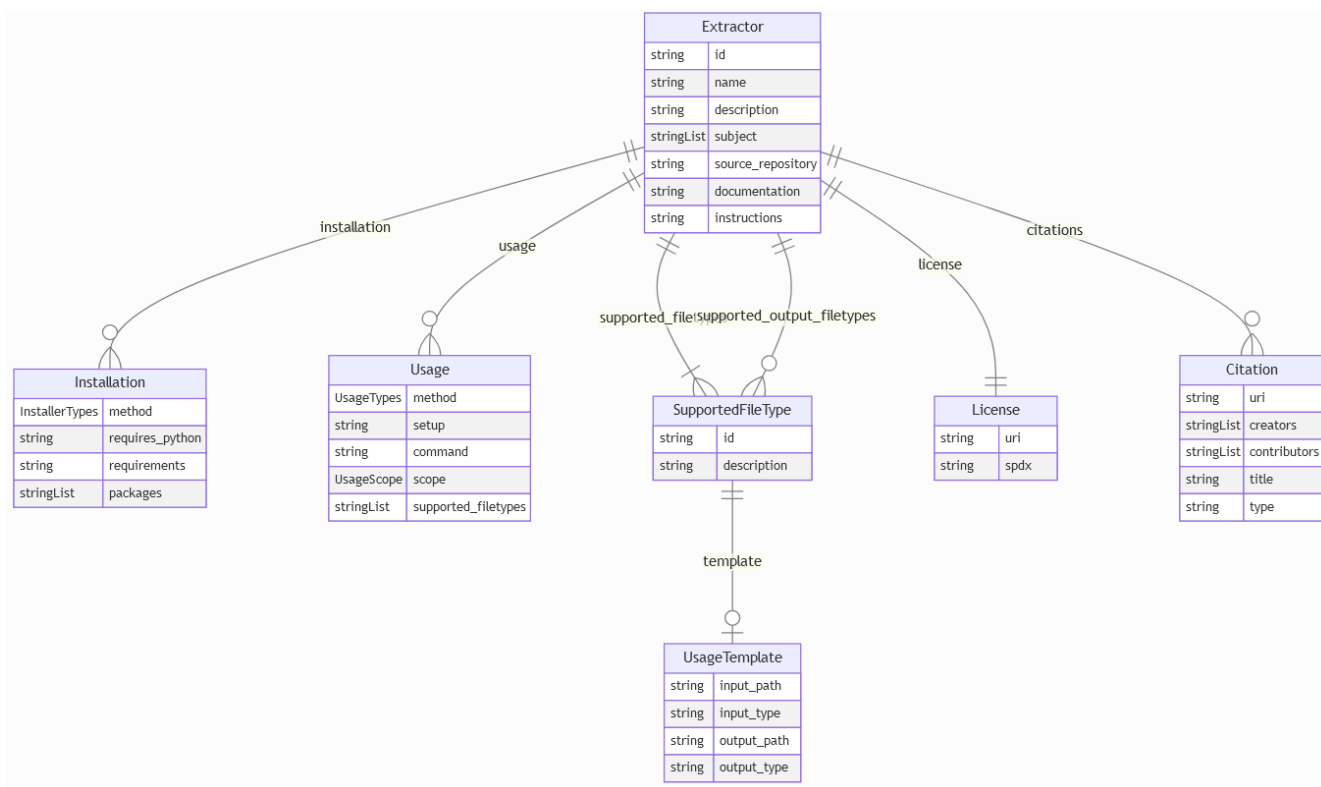


Figure 2: The Extractor schema.

OWL) or programming language classes (Python, Java, TypeScript). The schemas are available on GitHub,³ with documentation corresponding to the latest release available at <https://datatractor.github.io/schema>.

2.2 Metadata registry: yard

The registry is a place where the developers of extractor codes and interested users can submit, publish, search and retrieve the definitions of Extractors and associated FileTypes. The yard is the default registry for the Datatractor project, available at <https://yard.datatractor.org>. In principle, the Datatractor schemas can be used to populate any third party or private registry, which can be then passed to beam (or a similar utility) instead of the base URL of the yard.

Developers of extractor codes wishing to announce their extractor, or potential contributors to the yard are encouraged to reach out and contribute on GitHub. To facilitate the process, we have provided Contributing Guidelines.⁴ In short,

each new software package should be submitted in a pull request to the yard repository and include the Extractor definition (see Fig. 3) and any new supported FileTypes. Once you submit the pull request, your definitions will be validated automatically against the Datatractor schemas. We strongly encourage inclusion of example files for new FileTypes. The pull request will then be reviewed by one of the registry maintainers (currently the authors); after a successful review, it will be merged into the main branch and deployed after a new release is made. We pledge to follow the Contributor Covenant Code of Conduct. [17]

The yard can be accessed in a human-readable form (see Fig. 4) using the above link, where the FileTypes and Extractors can be browsed. The links from FileTypes to Extractors that support them (and vice versa) are rendered, as well as other metadata information, including the code license, links to the code repository and documentation, or references.

The machine-actionable part of the yard registry is the application programming interface (API), deployed at <https://yard.datatractor.org/api>, which is compliant with OAS 3.1.0 [18] and is

³See <https://github.com/datatractor/schema>.

⁴See <https://github.com/datatractor/yard>

```

id: >-
  galvani
name: >-
  Galvani
description: >-
  Read proprietary file formats from
  electrochemical test stations [...]
supported_filetypes:
  - id: biologic-mpr
  - id: biologic-mpt
license:
  spdx: GPL-3.0-only
subject:
  - electrochemistry
  - voltammetry
  - impedance spectroscopy
citations:
  - uri: https://github.com/echemdata/galvani
    creators:
      - C. Kerr
    title: galvani github repository
    type: software
source_repository: >-
  https://github.com/echemdata/galvani
usage:
  - method: python
    setup: galvani
    command: >-
      galvani.BioLogic.MPRfile({{ input_path }}).data
    supported_filetypes:
      - biologic-mpr
  [...]
installation:
  - method: pip
    packages:
      - galvani ~= 0.4
    requires_python: '>=3.6'

```

Figure 3: An abridged Extractor definition for *galvani*.

served using FastAPI. [19] Releases of the yard registry are automatically built using Docker, pushed onto Docker Hub, and deployed on a server at Johns Hopkins University.

2.3 Reference implementation: beam

The final aspect of Datatractor addresses the machine-actionable usage of extractors that have been annotated via the above schemas. In essence, this would comprise a piece of software that can automatically follow the installation instructions for the extractor code, generate the appropriate code or command-line incantation to run the extractor code on a given file, and then return the output to the user. Datatractor beam is an open source reference implementation for this

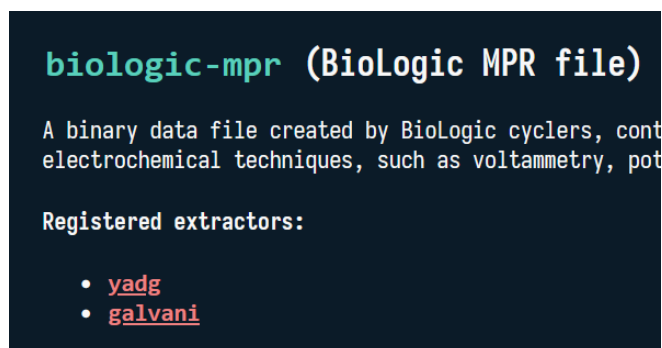


Figure 4: A screenshot of the biologic-mpr FileType page from yard, see <https://yard.datatractor.org/filetypes/biologic-mpr>.

procedure.

For example, consider the extraction of data from an MPR file (example.mpr), with an associated and known FileType of biologic-mpr, which has been generated by a BioLogic potentiostat in an electrochemical cycling experiment. This is a proprietary, binary file format that is prone to changes across the underlying EC-Lab software releases. The format has been reverse-engineered by multiple non-commercial open source libraries [20–22] to enable more complex and automated use cases than the vendor software currently allows. [23]

With beam, this extraction can be done either via the command-line:

```
$ datatractor beam biologic-mpr example.mpr
Wrote output to PosixPath('example.out').
```

or in Python code directly:

```
from datatractor_beam import extract
obj = extract("example.mpr", "biologic-mpr")
```

As shown in Fig. 4, for the biologic-mpr file type, the Datatractor yard contains two matching Extractors: the *yadg* library [20] and the *galvani* package. [21, 22] This can also be confirmed using the following command line invocation:

```
$ datatractor probe biologic-mpr
['yadg', 'galvani']
```

When Datatractor beam is executed, it will fetch this information from the yard, and then look into the two Extractor definitions for a set of

appropriate usage instructions that match the specified execution method (command-line or Python) and are compatible with the required `FileType`.

Currently, for usage via Python, `beam` will install and use *galvani*, according to the instructions in Fig. 3, as it is alphabetically the first Extractor matching the `biologic-mpc` `FileType`. By default the installation is carried out in an isolated Python virtual environment for each Extractor. As *galvani* does not have a command-line interface, it must be used via the Python interface. Therefore, if a command-line execution method is requested by the user, *yadg* will be installed instead. Then, the *yadg*-specific instructions for extracting data from the `biologic-mpc` format using the command line will be executed. In general, if the `extract()` function of `beam` is used from Python, an in-memory object will be returned (in the case of *galvani* a `pandas.DataFrame`); when executing `dataextractor beam` from the command-line, an output file will be written instead (in the case of *yadg* a NetCDF file located at `example.out`).

Much like many of the extractor codes themselves, `beam` is written in Python. It can be installed from the GitHub repository via `pip`.⁵ Without any external dependencies, `beam` uses the data present in the `yard` metadata registry to discover which Extractors are known for a given `FileType`. Alternatively, `beam` can be pointed to a URL containing any compatible forked or modified version of the `yard` repository. Finally, `beam` can be used locally, with a local definition of an Extractor, by passing it as a dictionary to the `extract()` function.

With a single invocation, `beam` can then download any registered extractors and install each one in an isolated virtual environment, alleviating the common pain points with incompatible dependencies. Finally, as in the example above, `beam` can execute the extractor code on the given file, and will return either a file converted into another format (typically a more generic format, such as JSON or HDF5), or a Python object directly.

⁵See the project README for installation instructions, <https://github.com/dataextractor/beam?tab=readme-ov-file#installation>.

3 Use cases

3.1 Downstream use cases

The most likely use case of the aforementioned machinery is within user-facing data management software, such as *datalab*. [14] *datalab* is an open source data management platform for materials chemistry and beyond, which is intended to be deployed at the level of an individual research group or department and can be used to track the relationships between samples, devices and characterisation data. In order to support the many file formats that are encountered daily in this field, *datalab* has explicit first-class support for several common file types, yet it is impossible to be exhaustive. Instead, *datalab* can make use of the registered extractors in the `yard`; by installing these separately from the main platform, enabling a separation of concerns between metadata extraction and data analysis.

This approach also makes it much more straightforward to develop more advanced functionality for certain file formats, as metadata extraction is often the rate-limiting step. [24] For instance, to implement support for gas chromatography data, all that the developers of *datalab* would need to write is a mapping between the detected file format and an extractor in the `yard`, and then a mapping from the extracted gas chromatography data and the desired *datalab* schema for storage. In the reverse direction, where "native" support for a file type has been implemented specifically for *datalab* (for e.g., an instrument without existing supporting software implementations), *datalab* developers can annotate the functionality for this file type in such a way that it can be contributed back to the `yard` for use outside of the *datalab* platform itself.

With enough traction, it would also be possible to communalize the work of defining data pipelines via isolated Extractors. Multiple platforms could collaboratively develop the next iteration of `beam` that could grow to handle specific technical use cases that can arise in particular labs, involving, say, parallelisation, asynchronous or serverless processing, [25] and streaming data. [26] This more modular ecosystem should lower the barrier to bespoke data management platforms written and deployed where they are needed,

focusing on automation and decentralization [12, 13] rather than relying on top-down solutions to capture the long tail of scientific data that is currently left unrecorded. The challenge is then to ensure that the Datatractor ecosystem is designed in such a way to enable these use cases without providing yet another source of overhead.

We note that a library for automatic FileType detection is part of the electronic lab notebook (ELN) Developers Wishlist,⁶ which was collected in a roundtable discussion as part of the MaRDA extractors WG. Work on such a library as well as on standardisation of *outputs* of extractor codes are open avenues for further work.

With robust FileType detection in place, the Datatractor approach could even find use at the level of data repositories or journals, who could use it to construct indexes over uploaded data with scientifically meaningful (as opposed to generic) metadata fields. A similar approach has recently been employed for crystallographic data on the Materials Cloud Archive data repository [27] with their integration of OPTIMADE [28]; user archives can be automatically parsed and served with an OPTIMADE API, [29, 30] providing a standardized programmatic search interface with robust property definitions, massively improving discoverability since such data can now appear in the results of federated searches encompassing the entire OPTIMADE ecosystem. [31]

3.2 Upstream use cases

The integration of high-quality third-party extractor codes in the Datatractor yard is what motivated the authors to develop this project in the first place. A list of several extractor codes we have identified is available in the GitHub discussion page of the project.⁷ Initiatives such as these also facilitate discussion about best practices: e.g., the *yadg* project recently adopted the `original_metadata` conventions used by *RosettaSciIO*, thanks to the discussions sparking from this initiative.

The benefits of such integration for

⁶See the “ELN Developers Wishlist”, available at <https://github.com/marda-alliance/metadata-extractors/discussions/18>.

⁷See “We Want You in Yard”, available at <https://github.com/orgs/datatractor/discussions/2>.

upstream code developers would be increased discoverability of their tools via the Datatractor yard, as well as the possibility of automated testing of Extractor definitions using the supplied example files of known FileTypes, especially as these examples shift to cover newer versions of vendor software over time. This enhanced visibility can allow communities of practice nucleate around particular techniques. Further self-reinforcing benefits would accrue following downstream integration of the Datatractor project.

Finally, the registry could find use in instrument procurement, where open source library support for a given file type can be a determining factor in choosing a given vendor. [32] This could also encourage vendors to improve their own support for data extraction of the file types they produce.

4 Conclusions and Outlook

In the current work, we have proposed a registry of data extractors or format converters, intended to aid the discoverability of such tools and avoid code duplication. The registry is based on lightweight semantic schemas, which contain licensing, attribution, installation and usage instructions for such extractor codes. The registry can be used both by human users in order to find tools for extraction of their data, or by machines to perform said extraction in an automated fashion. A reference implementation using entries in this registry has also been developed. Crucially, the tools have been developed to work in a distributed fashion, allowing interested parties to spin up their own registry with minimal effort.

Some key challenges remain. First, while we developed a schema for the definition of file types, matching individual files to such file type definitions is an important but missing feature. Such a library should consider multiple hints identifying file types, including common file name extensions, magic bytes or phrases, and MIME types; the task is further complicated by the hierarchical nature of file types (a NetCDF file is a HDF5 file which is a binary file; a JSON-LD file is a JSON file which is a text file).

Secondly, while the supported input file types for extractor codes can be described using

the Datatractor schemas, the output formats of those codes are currently not part of the schema. The extractor definitions could provide information describing the output formats, and an implementation of the Datatractor framework could then be used to automatically validate the outputs. Ideally, the output formats would be semantically annotated using an output schema.

Both of those outstanding issues require an amount of community consensus and contributions. The current version of the Datatractor framework provides a sufficiently developed yet simple prototype implementation, and a registry where upstream extractor codes can be incorporated, which at the same time may already be useful for integration into downstream projects. We hope the Datatractor yard will grow into a useful user-facing resource in its own right, and coupled with the integration of Datatractor beam (or other implementations) into downstream projects, we will be able to revise the Datatractor schemas to address the key remaining challenges, as a community.

Whilst Datatractor is only a small technical piece of this puzzle, we believe that a comparable system will be crucial to enabling a future of decentralized, automated data management platforms (and thus laboratories) that can enable truly discoverable, accessible and navigable data in the physical sciences and beyond. [12]

Data availability

The three core parts of this initiative are developed on GitHub and made available under the terms of the MIT license at the Datatractor organisation: <https://github.com/datatractor>. The schemas, registry and beam implementation are archived on Zenodo at the DOIs 10.5281/zenodo.13956909, 10.5281/zenodo.13956953 and 10.5281/zenodo.13956975, respectively.

Competing interests

M.E. is the founder and director of datalab industries ltd.

Acknowledgments

The authors thank the members of the MaRDA Extractors WG for frequent discussions and motivation for this work, especially Edan Bainglass, Joshua Bocarsly and Steffen Brinckmann for contributions to the registry.

Funding

M.L.E. thanks the BEWARE scheme of the Wallonia-Brussels Federation for funding under the European Commission's Marie Curie-Skłodowska Action (COFUND 847587); P.K. thanks the DFG for funding (Project Number 490703766). D.E. acknowledges support from NSF awards 2129051 (VariMat) and 2039380 (PARADIM), as well as Army Research Laboratory Cooperative Agreement Number W911NF-22-2-0101 (DSEMD).

Author contributions

M.L.E.: Conceptualisation, Methodology, Software, Validation, Investigation, Data Curation, Writing - Original Draft, Writing - Review and Editing, Project Administration. **G-M.R.:** Writing - Review and Editing, Supervision, Funding Acquisition. **D.E.:** Resources, Writing - Review and Editing, Project Administration, Funding Acquisition. **P.K.:** Conceptualisation, Methodology, Software, Validation, Investigation, Data Curation, Writing - Original Draft, Writing - Review and Editing, Project Administration, Funding Acquisition.

References

- (1) L. C. Brinson, L. M. Bartolo, B. Blaiszik, D. Elbert, I. Foster, A. Strachan and P. W. Voorhees, "Community action on FAIR data will fuel a revolution in materials research", *MRS Bulletin*, 2024, **49**, 12–16, DOI: 10.1557/s43577-023-00498-4.

- (2) S. Gupta, A. Roy, S. Kumar and R. Mudambi, "When Worse Is Better: Strategic Choice of Vendors with Differentiated Capabilities in a Complex Cocreation Environment", *Management Science*, 2023, **69**, 2833–2851, DOI: 10.1287/mnsc.2022.4490.
- (3) J. D. Mink, "Astronomical data formats: What we have and how we got here", *Astronomy and Computing*, 2015, **12**, 128–132, DOI: 10.1016/j.ascom.2015.07.001.
- (4) B. Eaton et al., *NetCDF climate and forecast (CF) metadata conventions*, 2003, <http://cfconventions.org/Data/cf-conventions/cf-conventions-1.8/cf-conventions.pdf>.
- (5) S. R. Hall, F. H. Allen and I. D. Brown, "The crystallographic information file (CIF): a new standard archive file for crystallography", *Acta Crystallographica Section A Foundations of Crystallography*, 1991, **47**, 655–685, DOI: 10.1107/S010876739101067X.
- (6) G. A. Landrum and N. Stiefl, "Is that a scientific publication or an advertisement? Reproducibility, source code and data in the computational chemistry literature", *Future Medicinal Chemistry*, 2012, **4**, 1885–1887, DOI: 10.4155/fmc.12.160.
- (7) S. S. Feger, P. W. Wozniak, L. Lischke and A. Schmidt, "'Yes, I comply!': Motivations and Practices around Research Data Management and Reuse across Scientific Fields", *Proceedings of the ACM on Human-Computer Interaction*, 2020, **4**, 1–26, DOI: 10.1145/3415212.
- (8) P. Kraus, E. H. Wolf, C. Prinz, G. Bellini, A. Trunschke and R. Schlögl, "Towards automation of *operando* experiments: a case study in contactless conductivity measurements", *Digital Discovery*, 2022, **1**, 241–254, DOI: 10.1039/D1DD00029B.
- (9) A. Senocrate, F. Bernasconi, P. Kraus, N. Plainpan, J. Trafkowski, F. Tolle, T. Weber, U. Sauter and C. Battaglia, "Parallel experiments in electrochemical CO₂ reduction enabled by standardized analytics", *Nature Catalysis*, 2024, **7**, 742–752, DOI: 10.1038/s41929-024-01172-x.
- (10) J. Fehr, C. Himpe, S. Rave and J. Saak, "Sustainable Research Software Hand-Over", 2019, DOI: 10.48550/ARXIV.1909.09469.
- (11) S. Lehtola, "A call to arms: Making the case for more reusable libraries", *The Journal of Chemical Physics*, 2023, **159**, 180901, DOI: 10.1063/5.0175165.
- (12) T. J. Skluzacek, Proceedings of the 20th International Middleware Conference Doctoral Symposium, Association for Computing Machinery, New York, NY, USA, 2019, pp. 51–53, DOI: 10.1145/3366624.3368170.
- (13) T. J. Skluzacek, K. Chard and I. Foster, 2023 IEEE 19th International Conference on e-Science, ISSN: 2325-3703, 2023, pp. 1–10, DOI: 10.1109/e-Science58273.2023.10254801.
- (14) M. L. Evans, J. D. Bocarsly et al., *datalab*, 2024, DOI: 10.5281/ZENODO.8127782.
- (15) M. Barker et al., "Introducing the FAIR Principles for research software", *Scientific Data*, 2022, **9**, 622, DOI: 10.1038/s41597-022-01710-x.
- (16) S. Moxon et al., *LinkML*, 2024, <https://github.com/linkml/linkml>.
- (17) C. A. Ehmke, *Contributor Covenant Code of Conduct*, 2014, https://www.contributor-covenant.org/version/2/1/code_of_conduct/.
- (18) D. Miller, J. Whitlock, M. Gardiner, M. Ralphson, R. Ratovsky and U. Sarid, *OpenAPI Specification v3.1.0*, 2021, <https://spec.openapis.org/oas/v3.1.0>.
- (19) R. Sebastián, *FastAPI*, 2024, <https://fastapi.tiangolo.com>.
- (20) P. Kraus, N. Vetsch and C. Battaglia, "yadg: yet another datagram", *Journal of Open Source Software*, 2022, **7**, 4166, DOI: 10.21105/joss.04166.
- (21) C. J. Kerr, "NMR and neutron total scattering studies of silicon-based anode materials for lithium-ion batteries", 2017, DOI: 10.17863/CAM.17707.
- (22) C. Kerr, *galvani*, 2024, <https://github.com/echemdata/galvani/>.

- (23) P. Kraus et al., “A bridge between trust and control: computational workflows meet automated battery cycling”, *Journal of Materials Chemistry A*, 2024, **12**, 10773–10783, DOI: 10.1039/D3TA06889G.
- (24) M. J. Statt, B. A. Rohr et al., “ESAMP: event-sourced architecture for materials provenance management and application to accelerated materials discovery”, *Digital Discovery*, 2023, **2**, 1078–1088, DOI: 10.1039/D3DD00054K.
- (25) Z. Li et al., “funcX: Federated Function as a Service for Science”, *IEEE Transactions on Parallel and Distributed Systems*, 2022, **33**, Conference Name: IEEE Transactions on Parallel and Distributed Systems, 4948–4963, DOI: 10.1109/TPDS.2022.3208767.
- (26) M. Eminizer, S. Tabrisky, A. Sharifzadeh, C. DiMarco, J. M. Diamond, K. t Ramesh, T. C. Hufnagel, T. M. McQueen and D. Elbert, “OpenMSIStream: A Python package for facilitating integration of streaming data in diverse laboratory environments”, *Journal of Open Source Software*, 2023, **8**, 4896, DOI: 10.21105/joss.04896.
- (27) L. Talirz et al., “Materials Cloud, a platform for open computational science”, *Scientific Data*, 2020, **7**, Number: 1 Publisher: Nature Publishing Group, 299, DOI: 10.1038/s41597-020-00637-5.
- (28) C. W. Andersen, R. Armiento, E. Blokhin et al., “OPTIMADE, an API for exchanging materials data”, *Scientific Data*, 2021, **8**, 217, DOI: 10.1038/s41597-021-00974-z.
- (29) M. L. Evans, C. W. Andersen, S. Dwaraknath, M. Scheidgen, A. Fekete and D. Winston, “*optimade-python-tools*: a Python library for serving and consuming materials data via OPTIMADE APIs”, *Journal of Open Source Software*, 2021, **6**, 3458, DOI: 10.21105/joss.03458.
- (30) K. Eimre, M. Evans, G.-M. Rignanese and G. Pizzi, “*optimade-maker*: Automatic generation of interoperable materials data APIs”, (in preparation).
- (31) M. L. Evans, J. Bergsma, A. Merkys et al., “Developments and applications of the OPTIMADE API for materials discovery, design, and data exchange”, *Digital Discovery*, 2024, **3**, Publisher: RSC, 1509–1533, DOI: 10.1039/D4DD00039K.
- (32) E. Bainglass, C. Barillari, M. Evans, K. M. Jablonka and P. Kraus, *MADIICES 2024 - Workshop Scientific Report*, tech. rep., CECAM Flagship Workshop, Berlin, 2024, <https://madices.github.io/docs/2024/report>.