

GraphTeam: Facilitating Large Language Model-based Graph Analysis via Multi-Agent Collaboration

Xin Li^{1*}, Qizhi Chu^{1*}, Yubin Chen^{2*}, Yang Liu¹, Yaoqi Liu¹,
Zekai Yu¹, Weize Chen³, Chen Qian³, Chuan Shi¹, Cheng Yang^{1†}

¹Beijing University of Posts and Telecommunications ²The Chinese University of Hong Kong ³Tsinghua University

*Equal Contribution †Corresponding Author

✉ lixin4sky@bupt.edu.cn, chuqizhi@bupt.edu.cn, YubinChen@link.cuhk.edu.hk,
yangcheng@bupt.edu.cn

Abstract

Graphs are widely used for modeling relational data in real-world scenarios, such as social networks and urban computing. While large language models (LLMs) have achieved strong performance in many areas, existing LLM-based graph analysis approaches either integrate graph neural networks (GNNs) for specific machine learning tasks (e.g., node classification), limiting their transferability, or rely solely on LLMs' internal reasoning ability, resulting in suboptimal performance. To address these limitations, we take advantage of recent advances in LLM-based agents, which have shown capabilities of utilizing external knowledge or tools for problem solving. By simulating human problem-solving strategies such as analogy and collaboration, we propose a multi-agent system based on LLMs named GraphTeam, for graph analysis. GraphTeam consists of five LLM-based agents from three modules, and the agents with different specialties can collaborate with each other to address complex problems. Specifically, (1) *input-output normalization module*: the question agent extracts and refines four key arguments (e.g., graph type and output format) from the original question, facilitating the problem understanding, and the answer agent organizes the results to meet the output requirement; (2) *external knowledge retrieval module*: we first build a knowledge base consisting of relevant documentation and experience information, and then the search agent retrieves the most relevant entries from the knowledge base for each question. (3) *problem-solving module*: given the retrieved information from search agent, the coding agent uses established algorithms via programming to generate solutions, and in case the coding agent does not work, the reasoning agent will directly compute the results without programming. Extensive experiments on six graph analysis benchmarks demonstrate that GraphTeam achieves state-of-the-art performance with an average 25.85% improvement over the best baseline in terms of accuracy. The code and data are available at <https://github.com/BUPT-GAMMA/GraphTeam>.

Keywords

Large Language Model, Multi-agent System, Graph Analysis

ACM Reference Format:

Xin Li^{1*}, Qizhi Chu^{1*}, Yubin Chen^{2*}, Yang Liu¹, Yaoqi Liu¹, Zekai Yu¹, Weize Chen³, Chen Qian³, Chuan Shi¹, Cheng Yang^{1†}. 2018. GraphTeam: Facilitating Large Language Model-based Graph Analysis via Multi-Agent Collaboration. In *Proceedings of Make sure to enter the correct conference title from your rights confirmation email (Conference acronym 'XX)*. ACM, New York, NY, USA, 12 pages. <https://doi.org/XXXXXXX.XXXXXXX>

1 Introduction

Graph is a commonly used data structure for modeling relational data. Correspondingly, tasks and methods of graph analysis have been extensively exploited in AI field [2, 5, 41] and achieved significantly success in many fields, such as social network [29, 30] and urban computing [48, 52]. Recently, with the surge of LLM, some researchers begin to explore the feasibility of graph analysis with LLMs [32, 37, 40, 49].

Existing LLM-based graph analysis methods mainly fall into two categories. The first category [7, 26, 27, 34] usually combines LLMs with graph neural networks (GNNs) for modeling. A typical paradigm is to first encode the input graph with a GNN, and then feed the node encodings to an LLM as language token embeddings. However, this line of work is specialized for graph machine learning tasks, especially node classification, and has limited transferability to general graph analysis problems. The second category [11, 14] usually flattens graphs into textual descriptions, and purely relies on LLMs for analyzing [10, 19, 25, 39, 51]. Strategies like in-context learning [5] and chain-of-thought reasoning [45] are widely used in these methods to improve performance. However, these methods analyze graphs by step-by-step reasoning on raw inputs without utilizing any external knowledge or tools, severely limiting their performance.

Fortunately, LLMs have been shown to be capable of using external knowledge or tools for solving problems, known as a key feature of LLM-based agents [43, 47]. Moreover, inspired by the division of labor and cooperation mechanisms in human society, researchers propose LLM-based multi-agent systems [9, 17, 33, 46], where agents with different specialties can discuss and collaborate with each other to address complex problems. However, previous multi-agent frameworks are designed for general purposes and have few knowledge relevant to graph analysis, and thus fail to outperform the aforementioned methods tailored for graph analysis.

Permission to make digital or hard copies of all or part of this work for personal or classroom use is granted without fee provided that copies are not made or distributed for profit or commercial advantage and that copies bear this notice and the full citation on the first page. Copyrights for components of this work owned by others than the author(s) must be honored. Abstracting with credit is permitted. To copy otherwise, or republish, to post on servers or to redistribute to lists, requires prior specific permission and/or a fee. Request permissions from permissions@acm.org.
Conference acronym 'XX, June 03–05, 2018, Woodstock, NY

© 2018 Copyright held by the owner/author(s). Publication rights licensed to ACM.
ACM ISBN 978-x-xxxx-xxxx-x/YY/MM
<https://doi.org/XXXXXXX.XXXXXXX>

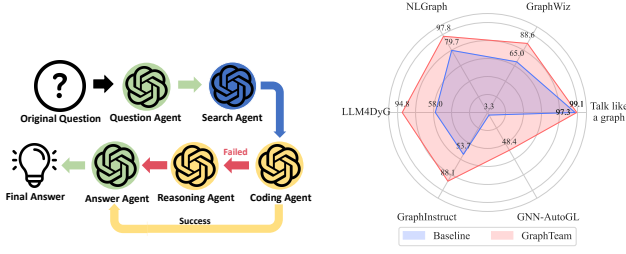


Figure 1: The overall pipeline of our multi-agent system GraphTeam (left), and the comparison between GraphTeam and state-of-the-art baseline on six benchmarks (right).

To overcome the limitations of previous work, we aim to design a multi-agent system based on LLMs with its design and implementation specialized for graph analysis. Inspired by the problem-solving process of humans [4, 6, 13, 35, 36, 38], we outline our system GraphTeam with three core modules: an input-output normalization module, an external knowledge retrieval module, and a problem-solving module. The overall pipeline of GraphTeam is shown in Fig. 1. (1) During human problem-solving processes, clearly understanding and formalizing the problem is the first step [6, 36], and correctly answering the question in required formats is also important. Therefore, we introduce the *input-output normalization module* with two different LLM-based agents: the question agent aims to extract and refine four key arguments (e.g., graph type and output format) from the original question description, facilitating the system to better understand the problem; the answer agent aims to reformat the results to meet the output requirement. (2) During the solving process of a hard problem, humans will seek help from external sources [13] or make analogy to previously solved ones [6]. Therefore, we first build a knowledge base consisting of relevant documentation and experience information. Then we introduce the *external knowledge retrieval module* with a search agent to retrieve the most relevant entries from the knowledge base for each question. The retrieved information is expected to benefit the downstream solving process. (3) In the *problem-solving module*, we introduce a coding agent that uses established algorithms via programming to generate solutions. If the coding agent fails to generate effective codes, a reasoning agent will directly infer the results without programming. We conduct extensive experiments on six graph analysis benchmarks, including Talk like a Graph [14], LLM4DyG [50], GraphWiz [8], NLGraph [42], Graph Instruct [28] and a newly introduced GNN-AutoGL based on AutoGL [15]. These benchmarks cover a variety of graph tasks, ranging from basic graph theory to the deployment of GNNs. The experimental results and ablation studies demonstrate the effectiveness of GraphTeam as well as the necessity of each module. In summary, our contributions are three-fold:

- Different from previous paradigms that utilize LLMs for graph analysis, we propose to facilitate the analysis via the collaboration of multiple LLM-based agents.
- Inspired by the problem-solving process of humans, we propose a carefully designed framework GraphTeam with five agents from three functional groups, i.e., input-output normalization, external knowledge retrieval, and problem-solving modules. The agents can work in cooperation with a due division of labor.

- We conduct extensive experiments over very recent graph analysis benchmarks. Experiments show that GraphTeam achieves state-of-the-art (SOTA) performance on all six benchmarks, with an average 25.85% improvement on accuracy over the best baseline.

2 Related Work

2.1 LLM-based Graph Analysis

2.1.1 Benchmarks. To evaluate the ability of large language models (LLMs) in solving graph analysis problems, researchers have developed various benchmarks [8, 12, 14, 16]. Among them, NLGraph [42] is one of the first benchmark for assessing LLMs' graph analysis capabilities, focusing on basic graph theory reasoning and simple GNN computations. GraphWiz [8] evaluates LLMs on graph problems of varying complexity, including NP-complete problems. GraphInstruct [28] includes 21 graph analysis tasks covering node-level, node-pair-level, and graph-level problems. Talk like a Graph [14] measures basic graph understanding abilities, while LLM4DyG [50] focuses on dynamic graph tasks related to temporal and spatial information. In our experiments, we employ the above five benchmarks and also build an additional one focusing on GNNs for assessing the abilities of different methods.

2.1.2 Methods. There is a rising trend of research to utilize LLMs for various graph analysis tasks [20, 24]. Here we focus on the most relevant methods that employ LLMs as predictors [7, 26, 27, 34]. Related work can be roughly divided into two categories. The first category typically integrates LLMs with graph neural network (GNNs), and is specialized for graph machine learning tasks such as node classification [40, 49]. For example, GraphGPT [40] employs instruction tuning to fine-tune a GNN-enhanced LLM for node classification. GraphTranslator [49] encodes nodes in a graph by a GNN, and then project node embeddings into the embedding space of LLM tokens for zero-shot classification. However, these methods are designed and optimized for a specific task, and cannot generalize well to the diverse analysis tasks in the above benchmarks. The second category usually flatten graphs into textual descriptions of adjacency lists, and then rely on LLM itself to analyze graphs with strategies like in-context learning [5], chain-of-thought reasoning [45] for inference [10, 19, 25, 39, 51]. For example, GUNDAM [32] collects natural language-based question-answer pairs of graph analysis problems to fine-tune LLMs, and performs step-by-step reasoning for inference. However, recent studies have shown that the reasoning depths of current LLMs are still shallow [21, 23], and will probably fail for graph analysis problems that require complex reasoning. In contrast, we encourage LLMs to leverage external knowledge and tools, instead of performing step-by-step reasoning on raw inputs.

2.2 Multi-Agent Collaboration of LLMs

Autonomous agents aim to solve problems with self-directed planning and actions. Recently, researchers introduce the concept of LLM-based agent that is capable of understanding natural language instruction, interacting with humans, perceiving external environments, and performing various actions [3, 22, 43, 47]. Moreover,

inspired by the collaboration of human in solving problems, researchers introduce LLM-based multi-agent systems, where multiple agents work in cooperation with a due division of labor.

For example, ChatDev [33] is a virtual software company where LLM-based agents are responsible for different software development tasks (such as user interface design or software testing) for collaboration. MetaGPT [17] is a meta-programming framework that simulates human workflows. With proper developing pipeline, MetaGPT can generate effective programming solutions. AgentVerse [9] is a multi-agent framework inspired by human collaboration dynamics. It involves four iterative stages of expert recruitment, decision discussion, action and evaluation. AutoGen [46] is another multi-agent framework for general purposes. Through tool invocation and code generation, AutoGen can accomplish a wide variety of tasks. MACRec [44] is a novel framework designed to enhance recommendation systems through multi-agent collaboration. This system includes various specialized agents and can easily solve various recommendation tasks. However, these multi-agent frameworks are not specialized for graph analysis, *e.g.*, they have few knowledge of relevant Python libraries and no experience base of similar problems. Consequently, they can hardly beat the SOTA performance on the aforementioned graph analysis benchmarks.

3 Methodology

In this section, we propose GraphTeam, a multi-agent system based on LLMs for graph analysis. We will start by introducing the overall framework, and then present the details of each agent in the system.

3.1 Framework Overview

As shown in Fig. 2, the entire framework of GraphTeam consists of five agents from three functional groups, *i.e.*, question and answer agents for input-output normalization, search agent for external knowledge retrieval, as well as coding and reasoning agents for problem solving.

Input-Output Normalization: This functional group aims to refine key information from input questions, and map the results to desired output formats. Specifically, the question agent is responsible for processing the original problem descriptions, extracting key arguments to assist the system in solving it. The answer agent is responsible for transferring the formats of calculated results, and conduct self-checking to ensure the consistency with problem requirements.

External Knowledge Retrieval: This functional group only includes the search agent to extract relevant information from external knowledge base. Specifically, we first build a knowledge base for graph analysis based on documentation of popular Python libraries and experiences of previous problem-solving processes. With problems refined by the upstream question agent as queries, the search agent then retrieves information beneficial to downstream problem solving from the knowledge base.

Problem Solving: This functional group aims to calculate the results based on the refined problem of question agent and the extracted knowledge of search agent. Specifically, the coding agent attempts to write Python codes to solve the problem. When the generated codes cannot be executed normally, a retry mechanism will be employed to fix the errors in the codes. If the coding agent

still fails after several retries, the reasoning agent will solve the problem directly without programming.

3.2 Question Agent

Abstraction is a preliminary step for human beings to solve problems [36]. Inspired by this, we introduce a question agent to extract and refine four key arguments from the original problem descriptions. Formally, given a graph analysis problem with its original description denoted as q , we employ an LLM denoted as $\text{Question}(q)$ to generate refined question q_r , graph type q_t , input graph q_g and output format q_f :

$$(q_r, q_t, q_g, q_f) \leftarrow \text{Question}(q), \quad (1)$$

where q_r is a condensed version of original instruction, q_t indicates the graph type (*e.g.*, directed, undirected, weighted, etc.), q_g contains the graph to be analyzed, and q_f specifies how the answer should be presented (*e.g.*, numerical value, list, etc.). By explicitly identifying these key information, downstream agents can better understand a task and its requirements, thereby enhancing the overall analysis capability. An example of the question agent is shown below:

Original Question

In an undirected graph ... The nodes are numbered from 0 to 6, and the edges are: (0,3) ... (4,5).

Q: Is there a path in this graph that visits every node exactly once? ...

A: In the answer, ..., Output format such as: ... 1, 4, 8.

Reformatted Question

refined_question: Is there a path in this graph that visits ...
graph_type: undirected

input_data: 'Nodes': [0, 1, 2, 3, 4, 5, 6],

'Edges': [[0, 3], [0, 1], [1, 4], [1, 6], [2, 4], [3, 5], [3, 6], [4, 5]]

output_format: Yes. The path can be: 1,4,8.

3.3 Search Agent

During the solving process of a hard problem, it is common for human beings to seek help from external sources [13] or make analogy to a previously solved one [6]. Therefore, we first build a knowledge base with documentation and experience information to enhance the programming ability of the multi-agent system, and then ask the search agent to retrieve relevant entries from the knowledge base for each question.

3.3.1 Knowledge Base Construction. The knowledge base has two parts, *i.e.*, documentation base \mathcal{K}_{doc} and experience base \mathcal{K}_{exp} . Examples of documentation and experience entries are shown below:

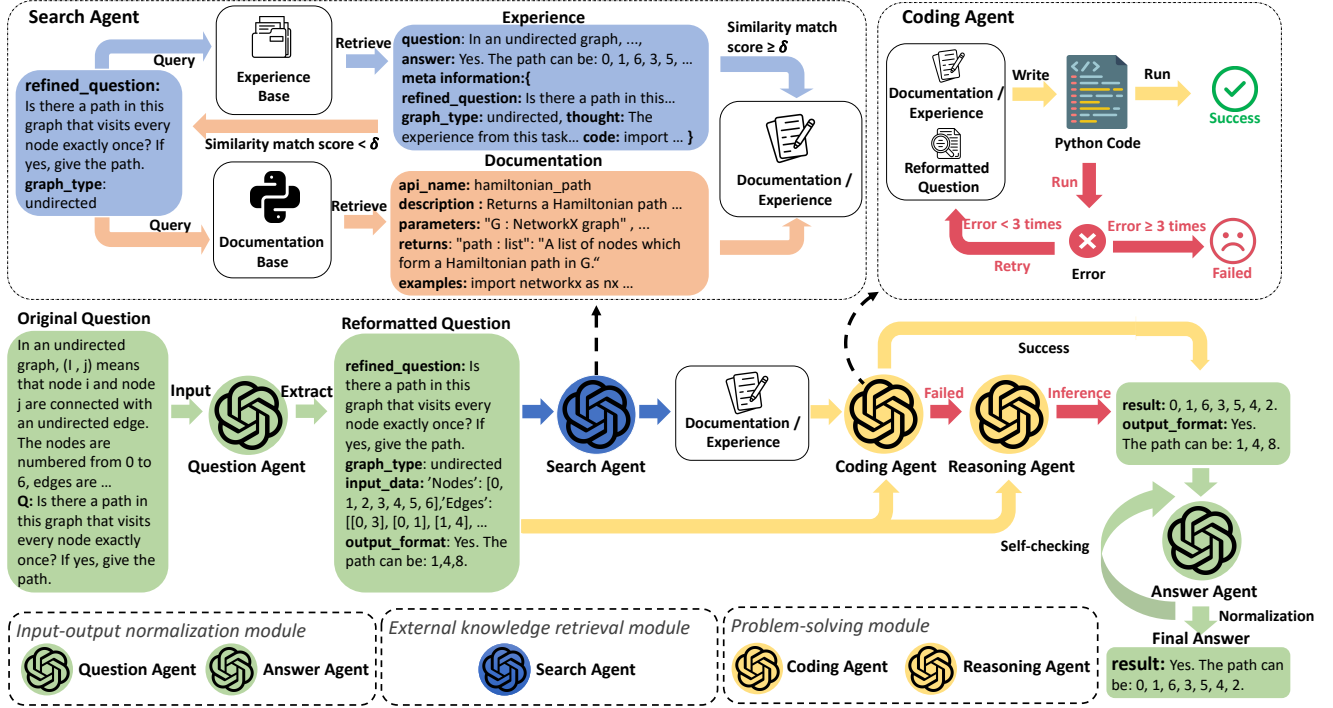


Figure 2: The overall framework of GraphTeam, which includes five agents from three functional groups.

Documentation Information

api_name: hamiltonian_path
 description: Returns a Hamiltonian path in the given ...
 parameters: "G : NetworkX graph", ...
 returns: "path : list": "A list of nodes which form a Hamiltonian path in G."
 examples:

```
import NetworkX as nx
...
nx.tournament.hamiltonian_path(G)
```

Documentation. We crawl the documentation of relevant Python libraries from the Internet, and each entry in the documentation corresponds to a specific application interface (API). Specifically, each entry includes fields such as API name, description, parameters, returns, and examples.

Experience. We use the system without experience base as the solver, and apply it on the training set to collect experiences. Note that each problem in the training set $\mathcal{D}_{\text{train}}$ is usually associated with problem type $t \in \mathcal{T}$. Thus we collect candidate experiences $\mathcal{K}_{\text{exp}}^t$ for each problem type t , and evaluate the utility of each experience on the validation set $\mathcal{D}_{\text{valid}}$. Only the experience with the highest utility will be kept in each $\mathcal{K}_{\text{exp}}^t$.

More specifically, the pseudo code for building the experience base is shown in Alg. 1. Here each problem in the training or validation datasets is represented as a triple (q, a, t) of question, answer and type. The solver is formalized as function $\text{Solver}(\text{Question}(q), e)$ with the output of question agent and an optional experience entry

e as inputs. Besides generated answer, the outputs of the solver also include meta information such as codes and thinking processes. If the solver can correctly answer a problem, we will add a triple $(q, a, \text{meta_info})$ of question, answer and meta information into the candidate experiences $\mathcal{K}_{\text{exp}}^t$. Then for each experience $e \in \mathcal{K}_{\text{exp}}^t$, we evaluate its utility by solving the problems of the same type t in the validation set $\mathcal{D}_{\text{valid}}$ with experience e as augmentation. Then the experience base \mathcal{K}_{exp} collects the experience with the highest utility in each $\mathcal{K}_{\text{exp}}^t$.

Experience Information

question: In an undirected graph, ..., The nodes are numbered from 0 to 6, and the edges are: (0,3) ... (4,5) Q: Is there a path in this graph ...
 answer: Yes. The path can be: 0, 1, 6, 3, 5, 4, 2.
 meta information:
 {
 thought: The experience from this task involved solving the problem of finding a Hamiltonian path. ...
 code:

```
import NetworkX as nx
def hamiltonian_path_backtrack(graph, path):
    ...
  }
```

3.3.2 Knowledge Retrieval. For effective information retrieval, we build vector databases with LlamaIndex [1] for documentation and

Algorithm 1 Problem-Solving Experience Collection

Input: Training dataset $\mathcal{D}_{\text{train}}$, validation dataset $\mathcal{D}_{\text{valid}}$, candidate experience size N_{exp} for each problem type $t \in \mathcal{T}$.

Output: Experience knowledge base \mathcal{K}_{exp} .

```

1: for each problem  $(q, a, t)$  from  $\mathcal{D}_{\text{train}}$  do
2:   if  $|\mathcal{K}_{\text{exp}}^t| < N_{\text{exp}}$  then
3:      $(\text{answer}, \text{meta\_info}) \leftarrow \text{Solver}(\text{Question}(q))$ 
4:     if answer equals to ground truth  $a$  then
5:        $\mathcal{K}_{\text{exp}}^t \leftarrow \mathcal{K}_{\text{exp}}^t \cup \{(q, a, \text{meta\_info})\}$ 
6:     end if
7:   end if
8: end for
9: for each problem  $(q, a, t)$  from  $\mathcal{D}_{\text{valid}}$  do
10:  for  $e \in \mathcal{K}_{\text{exp}}^t$  do
11:     $(\text{answer}, \text{meta\_info}) \leftarrow \text{Solver}(\text{Question}(q), e)$ 
12:    if answer equals to ground truth  $a$  then
13:       $\text{Utility}_e \leftarrow \text{Utility}_e + 1$ 
14:    end if
15:  end for
16: end for
17: for  $t \in \mathcal{T}$  do
18:    $\mathcal{K}_{\text{exp}}^t \leftarrow \arg\max_{e \in \mathcal{K}_{\text{exp}}^t} \text{Utility}_e$ 
19: end for
20:  $\mathcal{K}_{\text{exp}} \leftarrow \{\mathcal{K}_{\text{exp}}^t\}_{t \in \mathcal{T}}$ 

```

experiences, respectively. Then the search agent will take the refined question q_r and graph type q_t as query, and find the most relevant experience and API information from the database. Note that the experiences of similar problems contains detailed solutions, and are usually more helpful for downstream agents than documentations. Therefore, we first use similarity matching via LlamaIndex to score the experiences. If the largest similarity score exceeds a predefined threshold δ , the corresponding experience will be directly returned by the search agent without querying related documentation information. Otherwise, the search agent will return the most related entries in documentation base. Finally, either the experience or the documentation information returned by the search agent will be passed to the downstream agents for retrieval-augmented generation (RAG). For simplicity, we denote the operation of the search agent as

$$\text{knowledge}_q \leftarrow \text{Search}(q_r, q_t, \mathcal{K}, \delta). \quad (2)$$

3.4 Coding and Reasoning Agents

Given the outputs of question and search agents, the coding agent will generate and execute Python codes to solve the problems. In practice, the generated codes may encounter compilation or running errors. Following the trial-and-error strategy [35, 36] for problem solving, we introduce a retry mechanism that attempts to fix the codes with previous codes and error messages. More formally, the operation of coding agent in the n -th trial can be written as:

$$(\text{result}_q^n, \text{code}_q^n, \text{error}_q^n) \leftarrow \text{Coding}(q_r, q_t, q_g, q_f, \text{knowledge}_q, \{\text{code}_q^i\}_{i=1}^{n-1}, \{\text{error}_q^i\}_{i=1}^{n-1}), \quad (3)$$

where result_q^n , code_q^n , error_q^n are respectively the execution result, generated code, and error message of the n -th trial. The last two parameters are the codes and error messages from previous $n - 1$ trials. If the codes runs normally, we define error_q^n as None.

If the coding agent fails to fix the codes before reaching the maximum number of trials, we will employ the reasoning agent to directly answer the question without programming:

$$\text{result}_q \leftarrow \text{Reasoning}(q_r, q_t, q_g, q_f). \quad (4)$$

3.5 Answer Agent

Based on the output format q_f , the answer agent will organize the results given by the coding or reasoning agents as final results. Similar to the retry mechanism of coding agent, we also introduce a self-checking mechanism that iteratively refines the results according to format requirement q_f . Formally, the operation of answer agent can be written as:

$$\text{output}_q^n \leftarrow \text{Answer}(q_f, \text{output}_q^{n-1}), \quad (5)$$

where output_q^n is the output in the n -th iteration, and output_q^0 is result_q generated by the coding or reasoning agents.

Input

result: 0, 1, 6, 3, 5, 4, 2.

output_format: Yes. The path can be: 1, 4, 8.

Answer

result: Yes. The path can be: 0, 1, 6, 3, 5, 4, 2.

3.6 Summary

We formalize the inference pipeline of GraphTeam in Alg. 2. Most agent functions (including Question, Coding, Reasoning and Answer) in Alg. 2 are all implemented by an LLM with different prompt templates. The Search function is implemented based on LlamaIndex [1], and the Solver function in Alg. 1 is implemented by a simplified version of GraphTeam without experience base. We will provide more implementation details in the appendix.

4 Experiments

In this section, we conduct experimental evaluation to answer the following research questions (RQs): **RQ1:** How effective is our proposed GraphTeam compared to the state-of-the-art (SOTA) baselines? **RQ2:** Have each component of GraphTeam played their roles effectively? **RQ3:** How does our framework perform with respect to different task categories and output formats of graph analysis problems? **RQ4:** How do the hyper-parameters of certain components in the system have an impact on the overall performance?

4.1 Experimental Setup

4.1.1 Datasets. To evaluate the effectiveness of our system in solving graph analysis problems, we use six benchmarks for LLM-based graph analysis: Talk like a Graph [14] primarily studies some fundamental problems in graph analysis and explores the cognitive abilities of LLMs regarding graphs. LLM4DyG [50] focuses on basic problems related to dynamic graphs, while GraphWiz [8], NL-Graph [42], and Graph Instruct [28] are used to evaluate the understanding and mastery of algorithms in fundamental graph theory.

Algorithm 2 Inference Pipeline of GraphTeam

Input: Problem described by question q , knowledge base \mathcal{K} , threshold δ for determining whether experience or documentation is retrieved, maximum number of retries N_{retry} , number of self-checking iterations N_{check} .

Output: Final answer of the problem $output_q$.

```

1:  $(q_r, q_t, q_g, q_f) \leftarrow \text{Question}(q)$ 
2:  $knowledge_q \leftarrow \text{Search}(q_r, q_t, \mathcal{K}, \delta)$ 
3:  $n = 0$ 
4: while  $error_q^n \neq \text{None}$  and  $n < N_{retry}$  do
5:    $++n$ 
6:    $(result_q^n, code_q^n, error_q^n) \leftarrow \text{Coding}(q_r, q_t, q_g, q_f,$ 
      $knowledge_q, \{code_q^i\}_{i=1}^{n-1}, \{error_q^i\}_{i=1}^{n-1})$ 
7:    $result_q \leftarrow result_q^n$ 
8: end while
9: if  $error_q^n \neq \text{None}$  then
10:   $result_q \leftarrow \text{Reasoning}(q_r, q_t, q_g, q_f)$ 
11: end if
12:  $output_q^0 \leftarrow result_q$ 
13: for  $n = 1, 2, \dots, N_{check}$  do
14:   $output_q^n \leftarrow \text{Answer}(q_f, output_q^{n-1})$ 
15: end for

```

GNN-AutoGL (details shown in Appendix B) is a benchmark we constructed in this paper to study the ability of LLMs in deploying GNNs with AutoGL [15].

4.1.2 Metrics. For benchmarks with definite answers [8, 14, 28, 42, 50], we use accuracy as the evaluation metric. For GNN-AutoGL, since the task requires a complex pipeline (including identifying proper APIs, filling correct hyper-parameters, successfully training and evaluating the corresponding GNN model on a specified dataset, we evaluate whether the generated codes can be executed correctly and whether the key hyper-parameters (e.g., dataset name, model name, hidden dimension, dropout) are correct as the evaluation criteria.

Specifically, we extract the generated code from the model response and compare the execution result with the reference solution to assess whether the model-generated results match the given standard answers or reference solutions. For the first five benchmarks [8, 14, 28, 42, 50], the evaluation results are binary based on the exact match between the execution results and the standard answers or reference solutions. For GNN-AutoGL, we first evaluate whether the code can be executed without errors; if it cannot, it scores 0. Otherwise, we check whether the hyper-parameters (e.g., model name, dataset name, hidden dimension, dropout) meet the requirements. Each correct hyper-parameter earns partial credit, and if all hyper-parameters are correct, the score is 1.

4.1.3 Settings. We choose GPT-4o-mini [31] as the base LLM for all agents of our GraphTeam. For Python libraries, we use NetworkX version 3.3¹ and AutoGL version 0.4.0², together with Python version 3.10.14. The hyper-parameters are set as follows: the number of candidate experiences $N_{exp} = 10$, similarity matching threshold

for using experience $\delta = 0.85$. The maximum number of retries for the coding agent is 3, and the number of self-checking iterations for the answer agent is 3.

4.1.4 Baselines. As the SOTA methods for each benchmark are quite diverse and some of which are specialized for a specific benchmark, we directly compare with the *previously reported SOTA* performance for each benchmark: for NLGraph, we select GUNDAM [32] as the SOTA; for Talk like a Graph, we select the fine-tuned transformers [37] as the SOTA; for GraphWiz, LLM4DyG, and GraphInstruct [8, 28, 50], we select the best model in their benchmark papers. For GraphWiz [8], we did not choose GraphAgent-Reasoner [18] because it only provide results for 6 out of 9 categories.

4.2 Main Results (RQ1)

We present the results in Tab.1. GraphTeam surpasses previous SOTA by 1.83-44.61% in accuracy, and outperforms the base LLM (GPT-4o-mini) by 27.46-46.40% in accuracy. Such significant improvements fully demonstrate the effectiveness of our carefully designed multi-agent system. Besides, the time cost for answering each problem is less than 3 seconds, and the monetary cost of API usage is less than \$0.01.

To further demonstrate GraphTeam’s performance on challenging problems, we assess its performance on the “hard” subset of each benchmark. For GraphWiz, we adhere to the official partition and report results on their designated hard set. For other benchmarks, which all have their problems categorized into different types or domains, we employ a model-based approach: we identify the three categories where previous SOTA performs poorest and select problems from these categories. This selection method ensures we target the most challenging aspects of each benchmark.

Tab. 2 summarizes the system’s performance on these high-difficulty questions. Notably, GraphTeam maintains high accuracy on the Talk like a Graph hard set (99.20%), and shows significant improvements over SOTA for NLGraph (98.14% v.s. 44.96%) and LLM4DyG (98.33% v.s. 33.90%). While performance drops are observed for GraphWiz and GraphInstruct compared to the general set, GraphTeam still substantially outperforms both GPT-4o-mini and SOTA methods. This consistent and strong performance across diverse hard sets underscores GraphTeam’s robustness and its ability to effectively handle complex graph-related tasks.

4.3 Ablation Study (RQ2)

To evaluate the contribution of each component, we conduct a systematic ablation study. We assess the impact of *Input-Output Normalization* by removing the question or answer agent. We examine the influence of *Knowledge Retrieval* components in the search agent, specifically documentation and experience. Additionally, the effectiveness of *Problem Solving* designs are evaluated by eliminating the coding or reasoning agent, as well as the retry mechanism from the coding agent. This comprehensive ablation enables us to quantify each component’s significance to the system performance. The overall results are presented in Tab.1 and 2.

Input-Output Normalization: For most benchmark problems, the **question agent** significantly contributes (25.44%) by breaking the problem into individual components. For a few benchmark such as GraphInstruct [28], where the structure of the question is already

¹<https://networkx.org/>

²<https://mn.cs.tsinghua.edu.cn/autogl/documentation/>

Table 1: Performance comparison on six graph analysis benchmarks in terms of accuracy (%).

Category	Models	Talk like a Graph	GraphWiz	NLGraph	LLM4DyG	GraphInstruct	GNN-AutoGL
Main	GPT-4o-mini	71.67	47.61	51.40	58.03	53.67	3.28
	SOTA	97.30	65.00	79.70	53.71	43.53	-
	GraphTeam	99.13	88.61	97.80	94.81	88.14	48.44
Input-Output Normalization	- question agent	85.87	62.81	79.22	59.18	85.86	14.53
	- answer agent	94.80	<u>87.97</u>	<u>96.70</u>	<u>94.27</u>	85.25	45.78
Knowledge Retrieval	- documentation	92.03	<u>87.97</u>	96.40	94.07	<u>86.12</u>	<u>46.88</u>
	- experience	89.96	82.83	54.70	60.26	76.64	4.76
Problem Solving	- coding agent	69.40	46.39	39.30	59.33	61.09	-
	- retry	91.90	83.53	87.70	89.33	85.66	44.22
	- reasoning agent	<u>92.77</u>	54.17	96.90	94.00	85.45	46.36

Table 2: Performance comparison on the hard subset of six graph analysis benchmarks in terms of accuracy (%).

Category	Models	Talk like a Graph	GraphWiz	NLGraph	LLM4DyG	GraphInstruct	GNN-AutoGL
Main	GPT-4o-mini	47.90	28.92	44.93	42.56	23.19	3.28
	SOTA	93.90	70.50	44.96	33.90	11.71	-
	GraphTeam	99.20	76.25	98.14	98.33	73.33	48.44
Input-Output Normalization	- question agent	70.00	39.75	69.82	53.67	<u>73.29</u>	14.53
	- answer agent	97.40	<u>75.25</u>	<u>97.51</u>	<u>96.33</u>	70.00	45.78
Knowledge Retrieval	- documentation	<u>98.90</u>	<u>75.25</u>	<u>97.51</u>	94.33	69.76	<u>46.88</u>
	- experience	98.40	62.92	42.32	70.56	63.95	4.76
Problem Solving	- coding agent	64.00	38.33	19.21	51.56	38.24	-
	- retry	95.40	61.00	40.27	85.44	70.95	44.22
	- reasoning agent	<u>98.90</u>	66.08	<u>97.51</u>	95.67	69.62	46.36

clear and straightforward, the impact of the question agent is less noticeable (less than 2.28%). The **answer agent**'s correction of the format is also an essential part of correctly answering the questions (0.54%- 3.33%).

External Knowledge Retrieval: The **search agent** plays a significant role. When solving graph analysis problems, providing the large language model with prior knowledge of related problem-solving experiences or API documentation can help the model solve the problem more effectively. The impact of **experience** is greater than that of documentation, indicating that LLMs solve problems in a way similar to humans with an average improvement of 24.63%. They can derive better solutions from prior experiences, effectively addressing similar problems. **Documentation** can enhance the model's programming capabilities. When relevant experiences are not available, documentation is still needed to learn graph analysis methods and subsequently solve corresponding problems (0.64% to 7.1%).

Problem Solving: The **coding agent** plays a crucial role. Without programming and relying solely on reasoning, the system's performance would significantly decrease, indicating that programming is an effective approach for solving graph analysis problems (27.05% to 58.50%). The **retry** mechanism does not always have a significant overall effect, but it shows clear benefits for **hard** problems with a maximum improvement of 57.87%. This indicates that Hard problems require more complex code, which cannot be written correctly in a single attempt and needs multiple tries to solve effectively. The **reasoning agent** does not have a significant impact on problems where programming achieves good results,

but it plays an important role in problems where programming is insufficient and reasoning is required (0.81% to 34.44%).

The contribution of each component of the system varies across different benchmarks. Since the core problem-solving component of this system is the coding agent, programming to solve problems is a crucial and effective approach for graph analysis. For GNNs, in particular, coding is an indispensable component. Therefore, removing the coding agent leads to a significant drop in performance for all benchmarks (42.24% in average). Some benchmarks do not have strict requirements for the answer format (NLGraph, GraphWiz, and LLM4DyG), so removing the answer agent does not significantly impact the overall system performance (0.76% in average). Since Talk like a Graph contains simple questions, most problems can be solved correctly through coding without the need for the reasoning agent, hence the benchmark has minimal need for the reasoning agent (6.36%). Since GNN-AutoGL lacks documentation information, this module does not affect system performance (1.56%). Similarly, GraphInstruct's problem-solving does not rely on documentation, so documentation has little impact on the system's performance on this benchmark (0.04%).

4.4 Analysis on Different Groupings (RQ3)

To provide a more nuanced understanding of GraphTeam's capabilities and limitations, we conduct a detailed analysis of its performance across various task categories and output formats. This fine-grained approach allows us to identify specific strengths and weaknesses.



Figure 3: Performance with respect to different task categories.

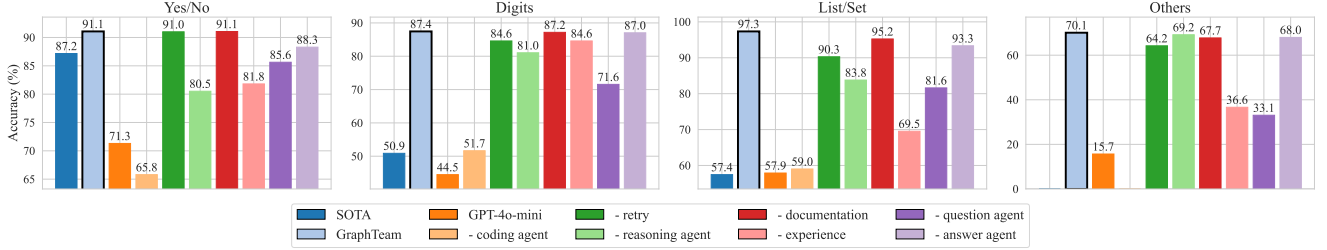


Figure 4: Performance with respect to different output formats.

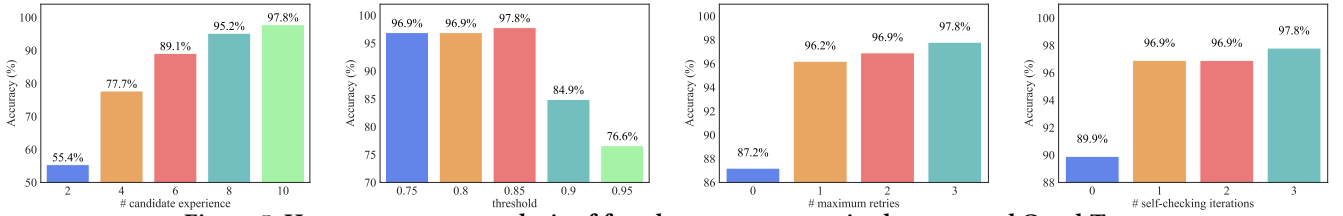


Figure 5: Hyper-parameter analysis of four hyper-parameter in the proposed GraphTeam.

Group by Task Categories. We propose a categorization scheme that covers a broad spectrum of graph-related problems. We classify the questions into four categories based on the nature of the task: (1) basic: fundamental graph understanding, (2) algorithm-macro-level: analysis of entire graph structures, (3) algorithm-micro-level: local properties of nodes and edges, and (4) GNN: graph neural networks. As shown in Fig. 3, GraphTeam achieves an accuracy of over 90% on both basic and macro-level algorithms, and 85.2% on micro-level tasks, indicating that the system can effectively handle common graph analysis tasks. However, all systems, including GraphTeam, struggle with GNN-related tasks, suggesting a need for improvement in this area.

These results reveal interesting insights: For micro-level tasks, removing the reasoning agent causes a significant 21.2% drop in performance, highlighting the complexity of these problems and the limitations of the coding agent alone. In GNN-related tasks, while the coding agent and experience are important, the question agent plays a crucial role (38.8% impact when removed). This underscores the importance of effectively extracting key information from GNN problem statements. These findings point to areas for focused improvement, particularly in enhancing reasoning capabilities for micro-level tasks and information extraction for GNN-related problems.

Group by Output Formats. To account for the diversity in problem outputs, we categorize the questions based on their required response formats: (1) yes/no, (2) digits, (3) list/set, and (4) others. This classification allows us to assess system performance across different types of graph analysis outputs. As shown in Fig. 4,

GraphTeam demonstrates strong performance on yes/no, digits, and list/set outputs, achieving an accuracy of over 85% for each of these categories. However, the system’s performance drops notably for more complex output formats, with an accuracy of only 70.1%. This decline in accuracy for the “others” format indicates that GraphTeam, particularly its answer agent, needs enhancement in handling advanced data structures and more complex output formats. Improving the system’s capability to generate and structure complex outputs could significantly boost its overall effectiveness in addressing a wider range of graph analysis problems.

4.5 Hyper-parameter Sensitivity (RQ4)

We conduct a study on key hyper-parameters using the NLGraph [42] benchmark to determine optimal settings or optimization strategies. Fig. 5 presents our analysis of several important hyper-parameters. For the number of candidate experiences N_{exp} in knowledge base construction, our experiments show that larger N_{exp} values correlate with better system performance, as they provide more candidate experiences for problem-solving assistance. The similarity matching threshold δ between experiences and documents achieves optimal problem-solving performance at 0.85, enabling correct matching of similar experiences when available and document retrieval when experiences are absent. Increasing the maximum retries of the coding agent and the number of self-checking iterations of the answer agent improves system performance, but with diminishing returns as these values increase, eventually plateauing. These findings provide valuable insights for optimizing the system’s configuration and balancing performance gains against computational costs.

5 Conclusion

To address the limitations of previous LLM-based graph analysis methods, we draw inspiration from human problem-solving processes, and design a multi-agent system named GraphTeam based on LLMs. GraphTeam consists of five agents from three key modules, namely input-output normalization, external knowledge retrieval, and problem solving. The agents can cooperate with each other for solving complex graph analysis problems. Extensive experiments on six benchmarks demonstrate that GraphTeam achieves state-of-the-art results with an average improvement of 25.85% in terms of accuracy. For future work, we will consider to fine-tune the LLMs in GraphTeam for better performance, and further optimize the system pipeline to accommodate more tasks.

References

- [1] 2024. LlamaIndex: Data Framework for LLM Applications. <https://www.llamaindex.ai/>. Available at <https://www.llamaindex.ai/>.
- [2] Anthropic. 2024. Announcing the Claude 3 Family. <https://www.anthropic.com/news/claude-3-family>
- [3] Yejin Bang, Samuel Cahyawijaya, Nayeon Lee, Wenliang Dai, Dan Su, Bryan Wilie, Holy Lovenia, Ziwei Ji, Tiezheng Yu, Willy Chung, et al. 2023. A multitask, multilingual, multimodal evaluation of chatgpt on reasoning, hallucination, and interactivity. *arXiv preprint arXiv:2302.04023* (2023).
- [4] Saskia Brand-Gruwel, Iwan Wopereis, and Amber Walraven. 2009. A descriptive model of information problem solving while using internet. *Comput. Educ.* 53 (2009), 1207–1217. <https://api.semanticscholar.org/CorpusID:15727688>
- [5] Tom B. Brown, Benjamin Mann, Nick Ryder, Melanie Subbiah, Jared Kaplan, Prafulla Dhariwal, Arvind Neelakantan, Pranav Shyam, Girish Sastry, Amanda Askell, Sandhini Agarwal, Ariel Herbert-Voss, Gretchen Krueger, Tom Henighan, Rewon Child, Aditya Ramesh, Daniel M. Ziegler, Jeffrey Wu, Clemens Winter, Christopher Hesse, Mark Chen, Eric Sigler, Mateusz Litwin, Scott Gray, Benjamin Chess, Jack Clark, Christopher Berner, Sam McCandlish, Alec Radford, Ilya Sutskever, and Dario Amodei. 2020. Language Models are Few-Shot Learners. *arXiv:2005.14165* [cs.CL]
- [6] Rodger W Bybee, Joseph A Taylor, April Gardner, Pamela Van Scotter, J Carlson Powell, Anne Westbrook, and Nancy Landes. 2006. The BSCS 5E instructional model: Origins and effectiveness. *Colorado Springs, Co: BSCS* 5, 88–98 (2006).
- [7] Ziwei Chai, Tianjie Zhang, Liang Wu, Kaiqiao Han, Xiaohai Hu, Xuanwen Huang, and Yang Yang. 2023. GraphLLM: Boosting Graph Reasoning Ability of Large Language Model. *arXiv:2310.05845* [cs.CL] <https://arxiv.org/abs/2310.05845>
- [8] Nuo Chen, Yuhao Li, Jianheng Tang, and Jia Li. 2024. GraphWiz: An Instruction-Following Language Model for Graph Computational Problems. In *Proceedings of the 30th ACM SIGKDD Conference on Knowledge Discovery and Data Mining* (Barcelona, Spain) (KDD '24). Association for Computing Machinery, New York, NY, USA, 353–364.
- [9] Weize Chen, Yusheng Su, Jingwei Zuo, Cheng Yang, Chenfei Yuan, Chi-Min Chan, Heyang Yu, Yaxi Lu, Yi-Hsin Hung, Chen Qian, Yujia Qin, Xin Cong, Ruobing Xie, Zhiyuan Liu, Maosong Sun, and Jie Zhou. 2023. AgentVerse: Facilitating Multi-Agent Collaboration and Exploring Emergent Behaviors. *arXiv:2308.10848* [cs.CL] <https://arxiv.org/abs/2308.10848>
- [10] Zhikai Chen, Haitao Mao, Hang Li, Wei Jin, Hongzhi Wen, Xiaochi Wei, Shuaiqiang Wang, Dawei Yin, Wenqi Fan, Hui Liu, et al. 2024. Exploring the potential of large language models (llms) in learning on graphs. *ACM SIGKDD Explorations Newsletter* 25, 2 (2024), 42–61.
- [11] Zhikai Chen, Haitao Mao, Hang Li, Wei Jin, Hongzhi Wen, Xiaochi Wei, Shuaiqiang Wang, Dawei Yin, Wenqi Fan, Hui Liu, and Jiliang Tang. 2024. Exploring the Potential of Large Language Models (LLMs) in Learning on Graphs. *arXiv:2307.03393* [cs.LG]
- [12] Debarati Das, Ishaan Gupta, Jaideep Srivastava, and Dongyeop Kang. 2024. Which Modality should I use – Text, Motif, or Image?: Understanding Graphs with Large Language Models. *arXiv:2311.09862* [cs.CL] <https://arxiv.org/abs/2311.09862>
- [13] Michael B. Eisenberg and Robert E. Berkowitz. 1990. Information Problem Solving: The Big Six Skills Approach to Library & Information Skills Instruction. <https://api.semanticscholar.org/CorpusID:59824193>
- [14] Bahare Fatemi, Jonathan Halcrow, and Bryan Perozzi. 2023. Talk like a Graph: Encoding Graphs for Large Language Models. *arXiv:2310.04560* [cs.LG]
- [15] Chaoyu Guan, Ziwei Zhang, Haoyang Li, Heng Chang, Zeyang Zhang, Yijian Qin, Jiyan Jiang, Xin Wang, and Wenwu Zhu. 2021. AutoGL: A Library for Automated Graph Learning. In *ICLR 2021 Workshop on Geometrical and Topological Representation Learning*. <https://openreview.net/forum?id=0yHwPLeInDn>
- [16] Jiayan Guo, Lun Du, Hengyu Liu, Mengyu Zhou, Xinyi He, and Shi Han. 2023. GPT4Graph: Can Large Language Models Understand Graph Structured Data ? An Empirical Evaluation and Benchmarking. *arXiv:2305.15066* [cs.AI] <https://arxiv.org/abs/2305.15066>
- [17] Sirui Hong, Mingchen Zhuge, Jonathan Chen, Xiaowu Zheng, Yuheng Cheng, Ceyao Zhang, Jinlin Wang, Zili Wang, Steven Ka Shing Yau, Zijuan Lin, Liyang Zhou, Chenyu Ran, Lingfeng Xiao, Chenglin Wu, and Jürgen Schmidhuber. 2023. MetaGPT: Meta Programming for a Multi-Agent Collaborative Framework. *arXiv:2308.00352* [cs.AI] <https://arxiv.org/abs/2308.00352>
- [18] Yuwei Hu, Runlin Lei, Xinyi Huang, Zhewei Wei, and Yongchao Liu. 2024. Scalable and Accurate Graph Reasoning with LLM-based Multi-Agents. *arXiv:2410.05130* [cs.AI] <https://arxiv.org/abs/2410.05130>
- [19] Jin Huang, Xingjian Zhang, Qiaozhu Mei, and Jiaqi Ma. 2023. Can llms effectively leverage graph structural information: when and why. *arXiv preprint arXiv:2309.16595* (2023).
- [20] Bowen Jin, Gang Liu, Chi Han, Meng Jiang, Heng Ji, and Jiawei Han. 2024. Large Language Models on Graphs: A Comprehensive Survey. *arXiv:2312.02783* [cs.CL] <https://arxiv.org/abs/2312.02783>
- [21] Ting En Lam, Yuhao Chen, Elston Tan, Eric Peh, Ruiqi Chen, Paritosh Parmar, and Basura Fernando. 2024. CausalChaos! Dataset for Comprehensive Causal Action Question Answering Over Longer Causal Chains Grounded in Dynamic Visual Scenes.
- [22] Chenliang Li, Hehong Chen, Ming Yan, Weizhou Shen, Haiyang Xu, Zhikai Wu, Zhicheng Zhang, Wenmeng Zhou, Yingda Chen, Chen Cheng, et al. 2023. Modelscope-agent: Building your customizable agent system with open-source large language models. *arXiv preprint arXiv:2309.00986* (2023).
- [23] Jiachun Li, Pengfei Cao, Yubo Chen, Kang Liu, and Jun Zhao. 2024. Towards Faithful Chain-of-Thought: Large Language Models are Bridging Reasoners.
- [24] Yuhao Li, Zhixun Li, Peisong Wang, Jia Li, Xiangguo Sun, Hong Cheng, and Jeffrey Xu Yu. 2024. A Survey of Graph Meets Large Language Model: Progress and Future Directions. *arXiv:2311.12399* [cs.LG] <https://arxiv.org/abs/2311.12399>
- [25] Chang Liu and Bo Wu. 2023. Evaluating large language models on graphs: Performance insights and comparative analysis. *arXiv preprint arXiv:2308.11224* (2023).
- [26] Pengfei Liu, Yiming Ren, Jun Tao, and Zhixiang Ren. 2024. GIT-Mol: A multi-modal large language model for molecular science with graph, image, and text. *Computers in Biology and Medicine* 171 (March 2024), 108073. <https://doi.org/10.1016/j.combiomed.2024.108073>
- [27] Zhiyuan Liu, Sihang Li, Yanchen Luo, Hao Fei, Yixin Cao, Kenji Kawaguchi, Xiang Wang, and Tat-Seng Chua. 2023. MolCA: Molecular graph-language modeling with cross-modal projector and uni-modal adapter. *arXiv preprint arXiv:2310.12798* (2023).
- [28] Zihan Luo, Xiran Song, Hong Huang, Jianxun Lian, Chenhao Zhang, Jinqi Jiang, and Xing Xie. 2024. GraphInstruct: Empowering Large Language Models with Graph Understanding and Reasoning Capability. *arXiv:2403.04483* [cs.AI]
- [29] Shengjie Min, Zhan Gao, Jing Peng, Liang Wang, Ke Qin, and Bo Fang. 2021. Stgns—a spatial-temporal graph neural network framework for time-evolving social networks. *Knowledge-Based Systems* 214 (2021), 106746.
- [30] Seth A. Myers, Aneesh Sharma, Pankaj Gupta, and Jimmy Lin. 2014. Information network or social network? the structure of the twitter follow graph. In *Proceedings of the 23rd International Conference on World Wide Web* (Seoul, Korea) (WWW '14 Companion). Association for Computing Machinery, 493–498.
- [31] OpenAI. 2024. GPT-4o mini: Advancing Cost-Efficient Intelligence. <https://openai.com/index/gpt-4o-mini-advancing-cost-efficient-intelligence/> Accessed: 2024-10-15.
- [32] Sheng Ouyang, Yulan Hu, Ge Chen, and Yong Liu. 2024. GUNDAM: Aligning Large Language Models with Graph Understanding. *arXiv:2409.20053* [cs.AI] <https://arxiv.org/abs/2409.20053>
- [33] Chen Qian, Wei Liu, Hongzhang Liu, Nuo Chen, Yufan Dang, Jiahao Li, Cheng Yang, Weize Chen, Yusheng Su, Xin Cong, Juyuan Xu, Dahai Li, Zhiyuan Liu, and Maosong Sun. 2024. ChatDev: Communicative Agents for Software Development. *arXiv:2307.07924* [cs.SE] <https://arxiv.org/abs/2307.07924>
- [34] Yijian Qin, Xin Wang, Ziwei Zhang, and Wenwu Zhu. 2023. Disentangled representation learning with large language models for text-attributed graphs. *arXiv preprint arXiv:2310.18152* (2023).
- [35] Angela Usha Ramnarine-Rieks. 2011. Investigating Learning Outcomes through Game Design in Information Literacy Classes. <https://api.semanticscholar.org/CorpusID:150261897>
- [36] Abigail Robson and George Pólya. 1945. How to Solve It. <https://api.semanticscholar.org/CorpusID:60680300>
- [37] Clayton Sanford, Bahare Fatemi, Ethan Hall, Anton Tsitsulin, Mehran Kazemi, Jonathan Halcrow, Bryan Perozzi, and Vahab Mirrokni. 2024. Understanding Transformer Reasoning Capabilities via Graph Algorithms. *arXiv:2405.18512* [cs.LG] <https://arxiv.org/abs/2405.18512>
- [38] John R. Savery and Thomas M. Duffy. 1995. Problem Based Learning: An instructional model and its constructivist framework. *Educational Technology archive* 35 (1995), 31–38. <https://api.semanticscholar.org/CorpusID:36132880>
- [39] Yaorui Shi, An Zhang, Enzhi Zhang, Zhiyuan Liu, and Xiang Wang. 2023. Relm: Leveraging language models for enhanced chemical reaction prediction. *arXiv preprint arXiv:2310.13590* (2023).

- [40] Jiabin Tang, Yuhao Yang, Wei Wei, Lei Shi, Lixin Su, Suqi Cheng, Dawei Yin, and Chao Huang. 2024. Graphgpt: Graph instruction tuning for large language models. In *Proceedings of the 47th International ACM SIGIR Conference on Research and Development in Information Retrieval*. 491–500.
- [41] Gemini Team, Rohan Anil, Sebastian Borgeaud, Jean-Baptiste Alayrac, Jiahui Yu, Radu Soricut, Johan Schalkwyk, Andrew M. Dai, Anja Hauth, Katie Millican, David Silver, Melvin Johnson, and ... 2024. Gemini: A Family of Highly Capable Multimodal Models.
- [42] Heng Wang, Shangbin Feng, Tianxing He, Zhaoxuan Tan, Xiaochuang Han, and Yulia Tsvetkov. 2024. Can language models solve graph problems in natural language?. In *Proceedings of the 37th International Conference on Neural Information Processing Systems* (New Orleans, LA, USA) (NIPS '23). Curran Associates Inc., Red Hook, NY, USA, Article 1345, 22 pages.
- [43] Lei Wang, Chen Ma, Xueyang Feng, Zeyu Zhang, Hao Yang, Jingsen Zhang, Zhiyuan Chen, Jiakai Tang, Xu Chen, Yankai Lin, Wayne Xin Zhao, Zhewei Wei, and Jirong Wen. 2024. A survey on large language model based autonomous agents. *Frontiers of Computer Science* 18, 6 (March 2024). <https://doi.org/10.1007/s11704-024-40231-1>
- [44] Zhefan Wang, Yuanqing Yu, Wendi Zheng, Weizhi Ma, and Min Zhang. 2024. Multi-Agent Collaboration Framework for Recommender Systems. arXiv:2402.15235 [cs.LR] <https://arxiv.org/abs/2402.15235>
- [45] Jason Wei, Xuezhi Wang, Dale Schuurmans, Maarten Bosma, Brian Ichter, Fei Xia, Ed Chi, Quoc Le, and Denny Zhou. 2023. Chain-of-Thought Prompting Elicits Reasoning in Large Language Models. arXiv:2201.11903 [cs.CL]
- [46] Qingyun Wu, Gagan Bansal, Jieyu Zhang, Yiran Wu, Beibin Li, Erkang Zhu, Li Jiang, Xiaoyun Zhang, Shaokun Zhang, Jiale Liu, Ahmed Hassan Awadallah, Ryen W White, Doug Burger, and Chi Wang. 2023. AutoGen: Enabling Next-Gen LLM Applications via Multi-Agent Conversation. arXiv:2308.08155 [cs.AI] <https://arxiv.org/abs/2308.08155>
- [47] Zhiheng Xi, Wenxiang Chen, Xin Guo, Wei He, Yiwen Ding, Boyang Hong, Ming Zhang, Junzhe Wang, Senjie Jin, Enyu Zhou, Rui Zheng, Xiaoran Fan, Xiao Wang, Limao Xiong, Yuhao Zhou, Weiran Wang, Changhao Jiang, Yicheng Zou, Xiangyang Liu, Zhangyue Yin, Shihan Dou, Rongxiang Weng, Wensen Cheng, Qi Zhang, Wenjuan Qin, Yongyan Zheng, Xipeng Qiu, Xuanjing Huang, and Tao Gui. 2023. The Rise and Potential of Large Language Model Based Agents: A Survey. arXiv:2309.07864 [cs.AI] <https://arxiv.org/abs/2309.07864>
- [48] Yibo Yan, Haomin Wen, Siru Zhong, Wei Chen, Haodong Chen, Qingsong Wen, Roger Zimmermann, and Yuxuan Liang. 2024. UrbanCLIP: Learning Text-enhanced Urban Region Profiling with Contrastive Language-Image Pretraining from the Web.
- [49] Mengmei Zhang, Mingwei Sun, Peng Wang, Shen Fan, Yanhu Mo, Xiaoxiao Xu, Hong Liu, Cheng Yang, and Chuan Shi. 2024. GraphTranslator: Aligning Graph Model to Large Language Model for Open-ended Tasks. In *Proceedings of the ACM on Web Conference 2024*. 1003–1014.
- [50] Zeyang Zhang, Xin Wang, Ziwei Zhang, Haoyang Li, Yijian Qin, and Wenwu Zhu. 2024. LLM4DyG: Can Large Language Models Solve Spatial-Temporal Problems on Dynamic Graphs?
- [51] Jianan Zhao, Le Zhuo, Yikang Shen, Meng Qu, Kai Liu, Michael Bronstein, Zhaocheng Zhu, and Jian Tang. 2023. GraphText: Graph Reasoning in Text Space. arXiv:2310.01089 [cs.CL]
- [52] Xingchen Zou, Yibo Yan, Xixuan Hao, Yuehong Hu, Haomin Wen, Erdong Liu, Junbo Zhang, Yong Li, Tianrui Li, Yu Zheng, and Yuxuan Liang. 2024. Deep Learning for Cross-Domain Data Fusion in Urban Computing: Taxonomy, Advances, and Outlook.

A Prompt Templates

A.1 Question Agent

Requirement Analyst

Here is the task: task.

As the assistant_role, you need to extract key information from the task, specifically focusing on the following elements: Graph_Type(str): This refers to the type of graph mentioned in the task, such as directed, undirected, weighted, dynamic, etc. If the task does not specify a graph type, it should be set to undirected.

Input(str): This refers to the graph data or graph file required by the task. You must extract **all** relevant information about the graph data, including but not limited to graph representation (adjacency list, adjacency matrix, edge list, etc.), node and edge details, and any other relevant information.

Problem(str): This is the specific problem that needs to be solved.

Output_Format(str): This is the format of the output answer mentioned in the task. If the task does not specify a format, it should be set to None.

Note that we must ONLY discuss these key elements and do not discuss anything else! Please provide the extracted information in JSON format. Your answer must be in JSON format.

A.2 Search Agent

Research Assistant

You are tasked as a assistant_role to retrieve relevant information for the task: query.

Use the available knowledge base and memory to find the most accurate and relevant information related to the task.

If the query is too ambiguous, try to clarify it using previous context.

Please provide the results in a structured format.

A.3 Coding Agent

Graph Learning Specialist

Based on the available search result: search_result, your goal is to write Python code that solves the specified graph learning problem using libraries like NetworkX.

If there is no search result, generate the code based on your expertise.

ATTENTION: This is the actual problem that needs to be solved, based on the provided information. Please disregard the example above while solving this real task.

Graph_Type: Graph_Type

Input: input,

Problem: problem,

Output Format: output_format.

Table 3: Dataset Statistics

	Task Category	Output Format	Node Size	Training Set Count	Test Set Count
Talk like a Graph	Basic, Macro-level	yes/no, digits, list/set	up to 10^1	12,000	6,000
GraphWiz	Macro-level, Micro-level	yes/no, digits, list/set	up to 10^1	18,125	3,600
NLGraph	Macro-level, Micro-level, GNN	yes/no, digits, list/set, others	up to 10^1	5,000	1,000
LLM4DyG	Basic, Micro-level	yes/no, digits, list/set	up to 10^1	-	2,700
Graph Instruct	Basic, Macro-level, Micro-level	yes/no, digits, list/set	up to 10^1	-	5,100
GNN-AutoGL	GNN	others	up to 10^3	160	200

The output code must adhere to the following format:

```
```python
...
```
```

to ensure easy extraction.

If the code execution failed. Please analyze the error message and the code provided to identify the issues causing the failure in code execution. Based on your analysis, revise the code and provide a corrected version that should execute successfully. Here is the error message: error_message
The revised code must be formatted as follows for easy extraction:

```
```python
...
```
```

]

A.4 Reasoning Agent

Graph Learning Expert

As a assistant_role, your task is to analyze and solve a graph analysis problem.

Despite any challenges that previous attempts may have encountered, your goal is to derive a solution leveraging your expertise in graph theory and machine learning.

Here is the task based on the extracted information: Input: input, Problem: problem, Output Format: output_format.

Provide a clear, concise answer and present your solution in the following format for easy extraction:

```
###output:
solution
```

A.5 Answer Agent

Output Format Specialist

As a assistant_role, your role is to ensure that the generated output strictly adheres to the specified format requirements. You will be provided with both the required output format (example format) and the actual output. Your task is to compare the two and determine if the actual output matches the format requirements. If the output does not meet the format, you must adjust the format accordingly while **preserving every part of the original content, meaning, and intent without deleting or changing any sections**.

Important: The required format provided is an **example** that illustrates the expected structure, not the actual content or final answer. Do **not** alter the original meaning, sections, sentences, or intent of the actual output. Your task is only to adjust the format if necessary.

When adjusting the format, ensure that **no parts are removed, shortened, or reworded in a way that changes the original meaning or omits content**. The adjustment should focus on structural changes such as spacing, indentation, or organization.

Once the adjustment is made, compare the adjusted output with the original to validate that **all sections, sentences, and words are fully preserved** in the final output.

Here are the provided details:

- **Required format (example)**: output_format

- **Actual output** (content to be reviewed): output

Carefully review both and ensure that the actual output conforms to the structure of the example format, while **maintaining the original content, meaning, sections, and intent**.

Note: Only adjust the **format** if necessary. Do **not** change the actual content, meaning, or intent of the output. If the format is already correct, no adjustment is needed.

Your response should be in JSON format with:

- **need_adjustment** (True/False): Indicating whether an adjustment is required.

- **output** (str): If no adjustment is needed, this should match the original output exactly. If an adjustment is needed, this should contain the adjusted output, with only format changes applied, without altering the content, meaning, sections, or intent.

B GNN-AutoGL Benchmark Construction

For the GNN-AutoGL benchmark, we use a unified template for construction. Specifically, we ask the large language model (LLM) to write code that constructs a GNN model using AutoGL based on the given prompt. Given the numerous model parameters, specifying each parameter and requiring the LLM to write corresponding model code is challenging. Therefore, we select only some parameters as requirements and evaluate whether the LLM correctly includes them. For a problem with K specified parameters, if the code runs successfully, we use a Python script to assess the correctness of the k specified parameters, resulting in a score of k/K . If the code fails to run, the score is zero.

Below is a template for constructing a problem.

In graph theory, several fundamental tasks are crucial for various applications.

Shortest Path algorithms, like Dijkstra’s and Bellman-Ford, help find the minimum distance between nodes in a weighted graph, playing a key role in routing and network design.

Hamiltonian Cycle detection determines whether a cycle exists that visits each vertex exactly once, a problem common in scheduling and logistics.

Subgraph Matching focuses on finding a smaller graph pattern within a larger graph, widely used in chemical informatics and pattern recognition.

These tasks, along with Graph Coloring, Spanning Trees, and Maximum Flow, demonstrate the diversity and utility of analyzing graph structures.

With the rise of Graph Neural Networks (GNNs), new ways of addressing graph-based tasks, like node classification, link prediction, and clustering, have emerged, allowing models to learn from the inherent relationships in graph-structured data.

Task: Given the **dataset name** dataset, can you use **Python library** to train a **layer number**-layer **GNN model name** model with hidden dimension as **hidden dimension**, dropout as **dropout** and predict the accuracy ?

```
encoder_hp = {
    'num_layers': 2,
    'hidden': [128, 256],
    'dropout': 0.6,
    'act': 'relu',
    'eps': 'false'
}

...

predicted = solver.predict_proba()
label = get_graph_labels(cora_dataset[0])
[get_graph_masks(cora_dataset[0], 'test')].cpu().
numpy()
print('Test accuracy: ', Acc.evaluate(predicted,
label))
```

C Dataset Statistics

See Table 3.

A Python code example for solving GNN-AutoGL problems.

```
import pkg_resources
import autogl
import torch

from autogl.module.train import Acc
from autogl.solver.utils import get_graph_labels,
get_graph_masks
from autogl.datasets import build_dataset_from_name
cora_dataset = build_dataset_from_name('cora')

...
```