
PROTOLENS: ADVANCING PROTOTYPE LEARNING FOR FINE-GRAINED INTERPRETABILITY IN TEXT CLASSIFICATION

✉ **Bowen Wei**

Department of Computer Science
George Mason University
Fairfax, VA 22030
bwei2@gmu.edu

✉ **Ziwei Zhu**

Department of Computer Science
George Mason University
Fairfax, VA 22030
zzhu20@gmu.edu

ABSTRACT

Deep neural networks have achieved remarkable performance in various text-based tasks but often lack interpretability, making them less suitable for applications where transparency is critical. To address this, we propose ProtoLens, a novel prototype-based model that provides fine-grained, sub-sentence level interpretability for text classification. ProtoLens uses a Prototype-aware Span Extraction module to identify relevant text spans associated with learned prototypes and a Prototype Alignment mechanism to ensure prototypes are semantically meaningful throughout training. By aligning the prototype embeddings with human-understandable examples, ProtoLens provides interpretable predictions while maintaining competitive accuracy. Extensive experiments demonstrate that ProtoLens outperforms both prototype-based and non-interpretable baselines on multiple text classification benchmarks. Code and data are available at <https://anonymous.4open.science/r/ProtoLens-CE0B/>.

1 Introduction

Deep neural networks (DNNs) have achieved remarkable success in various natural language processing tasks, including text classification [Kowsari et al., 2019], sentiment analysis [Medhat et al., 2014], and question answering [Allam and Haggag, 2012]. However, their black-box nature presents significant challenges for interpretability, limiting their use in high-stakes applications where transparency, user trust, and accountability are paramount [Castelvecchi, 2016, Rudin, 2019]. While post-hoc explanation methods attempt to address this [Jacovi et al., 2018, Mishra et al., 2017], they often lack faithfulness and consistency in explaining predictions [Rudin, 2019]. In contrast, inherently interpretable models guarantee transparency, facilitating understanding and trust in model outputs [Molnar, 2020].

Among various approaches aimed at enhancing model interpretability, prototype-based methods have emerged as a prominent line of research. It enables models to generate predictions by comparing inputs to prototypical examples, similar to human reasoning that relies on analogies to familiar cases Dong and Xing [2018], Hong et al. [2023], Zhang et al. [2023], Ming et al. [2019a], Gautam et al. [2022], Ming et al. [2019b], Rajagopal et al. [2021], Sourati et al. [2023]. Such prototype-based models provide an intuitive form of interpretability, facilitating an understanding of model predictions through direct reference to interpretable examples. For instance, in a movie review classification task, a prototype might represent a review like "This movie was amazing, with stunning visuals and a gripping storyline", which the model would use to classify new reviews with similar sentiments. The model can explain its classification of a new review by showing how closely it matches this prototypical example.

Despite the potential of prototype-based models for enhancing interpretability, existing approaches encounter significant limitations in text-based applications [Hong et al., 2023, Ming et al., 2019a]. Typically, these models define prototypes at the instance/sentence level, which often lacks the granularity needed for fine interpretability in complex or lengthy texts. For example, in a movie review like "The visuals were stunning, but the plot was too predictable", a sentence-level prototype might only capture the general sentiment of the review, missing the nuance that the visuals were positive, while the plot had negative aspects. This coarse granularity makes it challenging to provide insightful explanations when different sentiments or nuances coexist within a single text. In contrast, more fine-grained prototype modeling, such

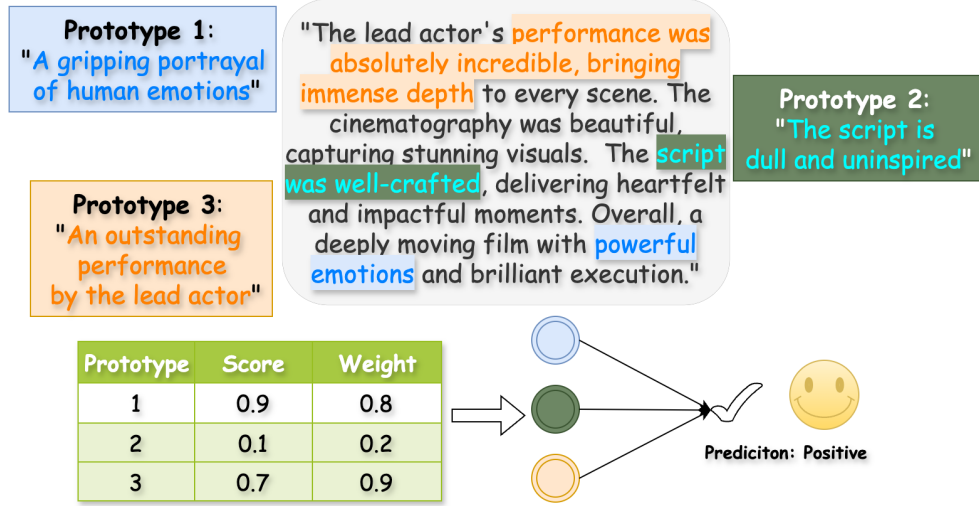


Figure 1: Interpretable classification by ProtoLens.

as sub-sentence level, is crucial for delivering detailed interpretative insights, allowing the model to explain specific aspects of the text, like "stunning visuals" or "predictable plot".

To address this challenge, a novel prototype-based model ProtoLens is designed for finer-grained interpretability. ProtoLens builds on the concept of prototypical learning but extends it in key ways that make it better suited for handling the complexities inherent in textual data. The general reasoning process of ProtoLens is illustrated by the example in Figure 1: ProtoLens leverages three prototypes related to "emotion", "performance", and "script", and extracts prototype-specific text units from the input review. Based on extracted units, Prototype 1 and 2 are activated and thus positive prediction is derived.

There are two core modules in the proposed ProtoLens. First, for a specific prototype, the **Prototype-aware Span Extraction** module employs a Dirichlet Process Gaussian Mixture Model (DPGMM) [Görür and Edward Rasmussen, 2010, Rasmussen, 1999] to extract relevant text spans in inputs for the purpose of model prediction and interpretation. This module enables sub-sentence extraction and offers a more accurate and finer-grained extraction of text spans for certain prototypes. Second, we devise the **Prototype Alignment** mechanism, which adaptively aligns the learned prototype embeddings with representative data samples throughout training. By this, we ensure that learned prototypes are semantically reasonable and effective for interpretation.

Extensive experiments demonstrate that ProtoLens not only outperforms competitive baselines on multiple text classification benchmarks but also provides more intuitive and user-friendly explanations for its predictions.

2 Related Work

Post-hoc Explanations. Several post-hoc methods interpret DNN models by analyzing gradients or neuron activations, such as Integrated Gradients [Sayres et al., 2019, Qi et al., 2019], DeepLift [Li et al., 2021], and NeuroX [Nalls et al., 2015]. Tsang et al. [2018] proposed a hierarchical method to capture interaction effects, later adapted by Jin et al. [2019] for text classification. In sentiment analysis, contextual decomposition [Murdoch et al., 2018] identifies sentiment words and their contributions. Attention-based models, such as Bahdanau [2014], Rocktäschel et al. [2015], analyze attention weights, though Jain and Wallace [2019] question their explanatory power.

Prototype-based Deep Neural Networks. Prototype-based deep neural networks enhance interpretability by using prototypes as intuitive references for decision-making, a concept with roots in traditional models [Sørgaard, 1991, Fikes and Kehler, 1985, Kim et al., 2014]. ProtoPNet [Chen et al., 2019] pioneered the integration of prototypical reasoning into deep learning for image classification, while ProtoVAE [Gautam et al., 2022] advanced this with a variational autoencoder for diverse, interpretable prototypes. In text classification, ProSeNet [Ming et al., 2019a] introduced prototype-based reasoning, later extended by ProtoAttend [Arik and Pfister, 2020] with attention mechanisms for dynamic prototype selection. ProtoryNet [Hong et al., 2023] further evolved the field by modeling prototype trajectories for improved interpretability across multiple domains.

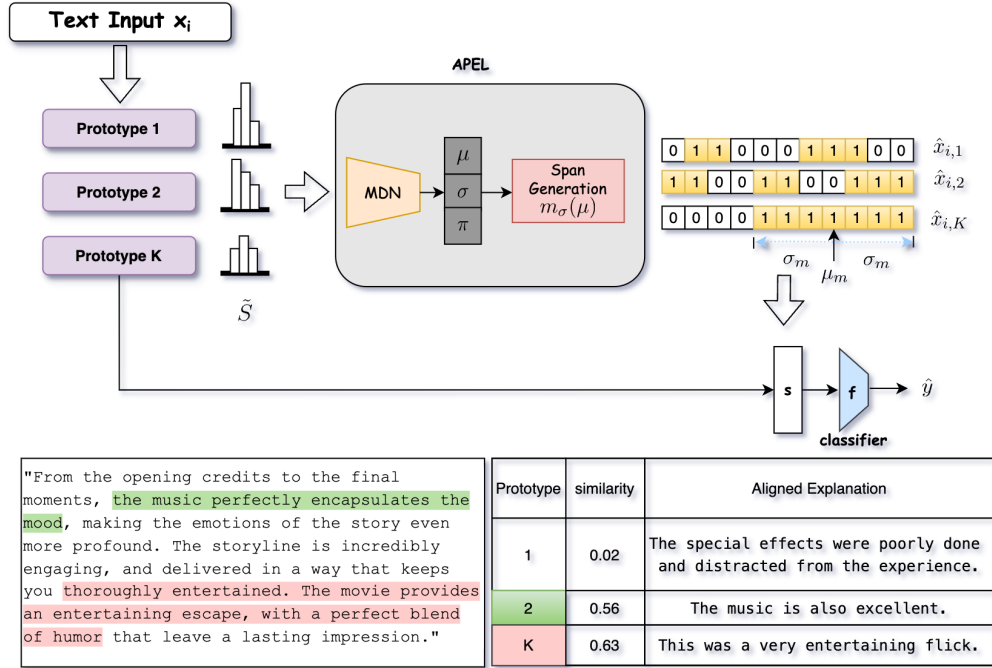


Figure 2: Model Structure.

Prototype Aligned Interpretation		
	top-3 representative candidates	Sentiment Score
Prototype 0	1. He, too does an excellent job in this movie. 2. I have a lot of respect for his acting after viewing his performance in this movie. 3. I was deeply impressed with the character he played.	0.843
Prototype 1	1. This is supposed to be a horror film, but it's lacking in that area and isn't the least bit scary. 2. I happen to be a horror movie fan, but this film was just so poor, words fail me. 3. Don't waste your time - even the tried and true horrifying trigue classics fail in this movie.	-0.809
Prototype 2	1. This show gave great laughs in premieres, and it still does during re-runs. 2. When we started watching this series on cable, I had no idea how addictive it would be. 3. it was actually a pretty funny show.	0.723
Prototype 3	1. It lacks substance and style! 2. It's silly, not thoughtful, and boring. 3. It's talky, illogical, slow, and ultimately very boring.	-0.956
Prototype 4	1. This movie was poorly acted, poorly filmed, poorly written, and overall horribly executed. 2. The film itself is poorly constructed and acted. 3. The plot is slashed to bits and the acting is horrible.	-0.854

Figure 3: Sampled Aligned interpretation of prototypes with corresponding text sentences.

Unlike previous methods, our approach embeds interpretability directly into the model, offering sub-sentence level interpretability, providing more granular insights than word- or sentence-level approaches.

3 Method

To deliver inherently interpretable predictions at a fine-grained level, we introduce **ProtoLens**, a prototype-based interpretable neural network. ProtoLens is designed to overcome two primary challenges: (C1) How to effectively extract text spans associated with a given prototype to provide interpretable predictions? and (C2) How to ensure learned prototypes are semantically reasonable and effective for interpretation? To address C1, we propose a Prototy-Aware Span Extraction module, which extracts most relevant text spans for prototypes by a Dirichlet Process Gaussian Mixture Model. To address C2, we design a Prototype Alignment mechanism to adaptively align prototype embeddings to representative data samples through training. The overall model architecture is illustrated in Figure 2.

Model Structure. Given a corpus of textual data $\mathcal{D} = \{(x_i, y_i)\}$, where $i = 1, \dots, N$, each instance x_i is associated with a label $y_i \in \mathcal{Y}$, our model processes the text through a text encoder, such as BERT, $r : \mathcal{X} \rightarrow \mathbb{R}^d$, where \mathcal{X} represents the space of text inputs and d is determined by the encoder architecture.

Positive Text Instance

Cosimo (Luis Guzmán) is told in prison about a perfect heist. Since he's behind bars and can't do it himself he has to leave it to his girl Rosalind (Patricia Clarkson). Soon there are five guys organizing the crime- five guys with very little brain capacity. Brothers Anthony and Joe Russo are the directors of Welcome to Collinwood (2002). It's a *crime comedy that's often very funny*. You can't help but laughing when everything goes wrong with these guys. There are *some great actors playing these characters*. William H. Macy plays Riley. Isaiah Washington is Leon. Sam Rockwell is Pero. Michael Jeter is Toto. Andy Davoli is Basil. Gabrielle Union plays his love interest Michelle. Jennifer Esposito plays Pero's love interest Carmela. George Clooney (also producer) plays Jerzy, the tattooed guy in a wheelchair. This is a *highly entertaining flick*. I certainly recommend it.

Top-3 Activated Prototype	Prototype 0	Prototype 2	Prototype 5
Aligned Interpretation	1. This is a very entertaining film with lots of comedy and plenty of laughs. 2. I thought the whole film was decent and interesting. 3. Overall, this is a fun film & I highly recommend it.	1. This film had some very funny moments. 2. Some of the comedy parts are really funny. 3. A couple of the scenes are funny.	1. Some very good character actors in this fine film. 2. The acting by all of these actors is very good. 3. The actors deliver solid enough performances.
Extracted Span	"highly entertaining flick"	"crime comedy that's often very funny"	"some great actors playing these characters"
Similarity	0.708	0.549	0.730
Sentiment weight	0.985	0.247	0.931
Prediction	Positive		

Figure 4: Case study of a positive class text instance.

Negative Text Instance

I was sitting at home and flipping channels when I ran across what potentially sounded like an interesting film. I like Destruction type movies and decided to watch it. I don't know why but I *ended up watching it the whole 2 hours*. We have seen this type of movie I don't know how many times. Back in 1998 - 2000 there were dozens of films that dealt with global destruction of some sort. The best one on my list so far is Deep Impact which was more believable than this one. Here are *my problems with this film: 1 cheap special effects, like something out of the old computer*. 2 no background information or explanation on weather patterns. If you are going to make a movie about weather, at least have some decency to entertain the viewer with technical details. 3 How come only 2 or 3 people figure out that the storm is converging on Chicago... no more experts left in the field? 4 where are some interesting characters? I truly don't care for anyone except maybe the pregnant woman. I felt that *there was no character development*. 5 no thought provoking moment what so ever and factually incorrect theme. And this is only the first part of the film. I bet the conclusion will show us few destruction scenes and a search and rescue operation just like it has been done many times before. And judging by the special effects in the first part of the movie, I can only imagine what we are to expect. Of course, at the end, the main characters will survive and life will go on... how original

Top-3 Activated Prototype	Prototype 4	Prototype 7	Prototype 9
Aligned Interpretation	1. But instead the Special Effects are poorly done. 2. The special effects are unconvincing. 3. Very poor and disorienting camera work and editing.	1. I had to force myself to sit through it. 2. I actually forced myself to watch the rest of it hoping it would get better. 3. In fact, I stopped watching it halfway through, which is something I rarely do...	1. I just found it incoherent, tasteless, and boring. 2. But it was just too plain boring, stupid, uninteresting and unnecessary. 3. It was too slow, too predictable, and not moving enough.
Extracted Span	"problems with this film: 1 cheap special effects, like something out of the old computer"	"ended up watching it the whole 2 hours"	"there was no character development"
Similarity	0.657	0.676	0.664
Sentiment weight	-0.956	-0.809	-0.756
Prediction	Negative		

Figure 5: Case study of a negative class text instance.

The text instance is passed through an **Prototype-aware Span Extraction** module, containing a set of trainable prototypes $\mathcal{P} = \{\mathbf{p}_k \in \mathbb{R}^d : k = 1, \dots, K\}$, where each prototype is represented by a learnable embedding, and K is the number of prototypes specified by the user. The model will deliver classifications by comparing the input to these prototypes. For each prototype, we aim to identify relevant text spans in the input. Specifically, for prototype k and input instance x_i , a span $\mathbf{R}_i^k = [R_{i,t}^k]_{t=1}^T$ is generated, where $R_{i,t}^k \in \{0, 1\}$ indicates whether the token at position t is selected for prototype k . Each prototype k has an independent span \mathbf{R}_i^k for every instance x_i , capturing the most relevant regions pertinent to that specific prototype. The generated spans are then used to refine the token embeddings of x_i :

$$\mathbf{Z}_i^k = r(\mathbf{R}_i^k \odot x_i), \quad (1)$$

where \odot denotes element-wise multiplication. The refined embedding \mathbf{Z}_i^k thus represents the most relevant portions of x_i with respect to prototype k .

The similarity between the refined representation \mathbf{Z}_i^k and prototype \mathbf{p}_k is then computed as $s_i^k = \text{RMSNorm}(\cos(\mathbf{Z}_i^k, \mathbf{p}_k))$. The final prediction is computed via an interpretable model f applied to the similarity vector $\mathbf{s}_i = [s_i^1, s_i^2, \dots, s_i^K]$: $\hat{y}_i = f(\mathbf{s}_i)$, where \mathbf{s}_i captures the proximity to each prototype, quantifying their influence on the final prediction; and f can be any interpretable models, such as decision tree or logistic regression. In this paper, we adopt logistic regression as f .

3.1 Prototype-aware Span Extraction

Given a text instance x_i , we divide it into parts $x_i = (c_t)_{t=1}^T$ using a sliding window approach, where c_t denotes the t -th part and T is the total number of parts. Each part is an n -gram span, with n as a hyperparameter controlling the

granularity of text partation. The text encoder processes each part $c_t \in x_i$ to produce an embedding $\mathbf{e}_t = r(c_t) \in \mathbb{R}^d$. The proximity $s_{t,k}$ between the part embedding \mathbf{e}_t and the prototype embedding \mathbf{p}_k is then measured using cosine similarity: $s_{t,k} = \cos(\mathbf{e}_t, \mathbf{p}_k)$.

The intermediate output of the module is the similarity vector between each text input and prototype k , denoted as $\tilde{s}_k = (s_{t,k})_{t=1}^T$, which is used as the input to the DPGMM.

3.1.1 Similarity Approximation via GMM

Effectively capturing the most relevant text spans that align with a prototype is challenging due to the complex patterns and information in the text. We apply a Dirichlet Process Gaussian Mixture Model (DPGMM) [Görür and Edward Rasmussen, 2010, Rasmussen, 1999] to model similarity distributions using Gaussian components, with higher similarity values highlighting important regions.

The learned Gaussian parameters correspond to high-similarity regions, thereby facilitating the identification of key relevant text parts. This enhances the model’s capability to capture complex distributions and improves interpretability by emphasizing critical text regions.

Given \tilde{s}_k , DPGMM leverages this similarity vector to determine the number of Gaussian components dynamically, focusing on the most relevant parts and effectively capturing intricate relationships. Each \tilde{s}_k is approximated using up to M Gaussian components:

$$\tilde{s}_k = \sum_{m=1}^M \pi_m \cdot \mathcal{N}(\tilde{s}_k \mid \mu_m, \sigma_m), \quad (2)$$

where π_m denotes the mixture weight, and $\mathcal{N}(\tilde{s} \mid \mu_m, \sigma_m)$ represents the Gaussian distribution parameterized by the mean μ_m and the standard deviation σ_m .

To model each similarity distribution as a mixture of Gaussian components, we use a neural network that takes a hidden representation h as input, which is derived from \tilde{s} via a two-layer MLP:

$$h = \text{MLP}(\tilde{s}_k), \quad (3)$$

This hidden representation h is then used to generate the parameters of the Gaussian mixture, including the mixture weights π , means μ , and standard deviations σ , allowing the model to approximate the similarity distribution effectively.

Means (μ) and Standard Deviations (σ). The parameters of the Gaussian components are computed as follows:

$$\mu = \text{sigmoid}(\mathbf{W}_\mu h + \mathbf{b}_\mu) \times T, \quad (4)$$

$$\sigma = \exp(\mathbf{W}_\sigma h + \mathbf{b}_\sigma), \quad (5)$$

where μ and σ are the mean and standard deviation for each of the M Gaussian components.

Mixture Weights (π). To dynamically determine the mixture weights, we employ the Stick-Breaking Process [Ren et al., 2011], with the Dirichlet Process (DP) [Teh et al., 2010] implicitly implemented through the stick-breaking formulation. The DP provides a nonparametric Bayesian approach that allows the model to determine the appropriate number of components adaptively, which is crucial for handling data with unknown complexity.

We define a maximum number of Gaussian components, M , which represents the potential number of components for approximating the similarity distribution. The mixture weights π_m for each component m are generated as follows:

$$\nu_m = \text{sigmoid}(\mathbf{W}_\pi h + \mathbf{b}_\pi), \quad (6)$$

$$\pi_m = \nu_m \prod_{\ell=1}^{m-1} (1 - \nu_\ell), \quad m = 1, \dots, M, \quad (7)$$

Here, ν_m is computed by applying a sigmoid function to a linear transformation of the hidden representation h . The Stick-Breaking Process ensures that the mixture weights π_m sum to one and adaptively determine the number of active components, enabling the model to capture complex and potentially multi-modal distributions.

Table 1: Performance of ProtoLens in comparison with baselines.

Model	IMDB	Amazon	Yelp	Hotel	Steam
MPNet	0.846	0.899	0.950	0.961	0.913
Bag-of-words	0.877	0.830	0.908	0.905	0.844
ProSeNet	0.863	0.875	0.932	0.930	0.834
ProtoryNet	0.871	0.890	0.941	0.949	0.876
ProtoLens	0.903*	0.937*	0.962*	0.963*	0.931*

Table 2: Performance of ProtoLens with different ablation settings on various datasets.

Dataset	ProtoLens	w/o Diversity	w/o Alignment
IMDB	0.903	0.882	0.886
Amazon	0.937	0.926	0.927
Yelp	0.962	0.931	0.943
Hotel	0.963	0.947	0.953
Steam	0.931	0.917	0.923

3.1.2 Span Extraction

The learned μ can be viewed as an anchor point, representing the location with the highest probability density between the text instance and its corresponding prototype, identifying the most similar unit of the text for that prototype. We next extract the span based on the anchor, thereby capturing prototype-specific information. To achieve this, we introduce a span function, as illustrated in Figure 8. In this context, μ represents the anchor point, while σ defines the range around the anchor, indicating how far from the anchor the model should be captured. The variable x refers to the relative distance to μ . This function allows the model to focus on a specific area around μ , with the spread of this focus determined by σ .

The span function is computed as:

$$m_{\mu,\sigma}(x) = \min(\max(\frac{1}{R}(R + \sigma - |\mu - x|), 0), 1) \quad (8)$$

where μ is the anchor (the position with the highest similarity), σ controls how far from μ the model should be captured, and R is a hyperparameter that adjusts the smoothness of the span.

3.2 Prototype Alignment

A core requirement for delivering interpretable classifications that are understandable for humans is to make sure learned prototypes are semantically meaningful. The learned prototypes are represented as numerical embeddings, which are not inherently interpretable by human users and require further interpretation.

Hence, guidance is needed to ensure these prototype embeddings are semantically meaningful. To this end, we propose a prototype alignment mechanism that maps the prototypes to representative sentences from the training data throughout the learning process.

Representative Candidates. We begin by encoding all sentences in the training samples into embeddings. In the embedding space, we apply the k-means clustering to group the sentences based on their semantic similarity. The top 50 sentences closest to each cluster center obtained from the k-means algorithm serve as representative examples of each cluster, making them suitable candidates for aligning prototypes.

Prototype Alignment. In Figure 9, we depict the prototype alignment process in ProtoLens. At one epoch during training, for each prototype with its current learned embedding \mathbf{p}_k , the top 3 most similar candidate sentences (green circles) from the representative candidates are selected. These candidates are averaged to form a representative embedding \mathbf{c}_k (purple cross), which encapsulates the meaning from actual training data. The prototype is then updated towards \mathbf{c}_k (orange arrow), resulting in an updated prototype \mathbf{p}'_k (yellow star).

Specifically, \mathbf{p}_k is updated towards \mathbf{c}_k controlled by a weight factor ω_k :

$$\omega_k = \text{sigmoid}(\gamma \cdot (d_k - \tau)), \quad (9)$$

where d_k represents the Euclidean distance between \mathbf{p}_k and \mathbf{c}_k , τ is the movement threshold and γ controls the smoothness of the transition.

The updated prototype \mathbf{p}'_k is derived as a weighted combination of \mathbf{p}_k and the movement towards \mathbf{c}_k :

$$\mathbf{p}'_k = \omega_k \cdot (\mathbf{p}_k + \tau \cdot \mathbf{u}_k) + (1 - \omega_k) \cdot \mathbf{c}_k, \quad (10)$$

where \mathbf{u}_k is the unit vector pointing from \mathbf{p}_k to \mathbf{c}_k , defined as:

$$\mathbf{u}_k = \frac{\mathbf{c}_k - \mathbf{p}_k}{d_k + \epsilon}, \quad (11)$$

with ϵ being a small value to prevent division by zero.

If \mathbf{p}_k is far from \mathbf{c}_k (i.e., $d_k \geq \tau$), \mathbf{p}_k will move a distance of τ toward \mathbf{c}_k . Conversely, if $d_k \leq \tau$, \mathbf{p}_k is directly aligned with \mathbf{c}_k . This process ensures that the prototypes shift toward semantically meaningful regions without abrupt changes.

3.3 Learning Objectives

The learning objectives of the proposed model consist of three key components that contribute to both prediction accuracy and the interpretability of the learned representations.

3.3.1 GMM Loss

To approximate complex similarity distributions between text samples and prototypes, we employ a Negative Log-Likelihood (NLL) loss for GMM jointly trained with the model, which is given by:

$$\mathcal{L}_{\text{NLL}} = -\log\left(\sum_{m=1}^M \pi_m \cdot \mathcal{N}(\tilde{s} \mid \mu_m, \sigma_m) + \epsilon\right), \quad (12)$$

where π_m , μ_m , and σ_m are the mixture weights, means, and standard deviations of the m -th Gaussian component, respectively, and ϵ is a small constant added for numerical stability.

The overall loss for the GMM is defined as:

$$\mathcal{L}_{\text{GMM}} = \mathbf{E}[\mathcal{L}_{\text{NLL}}] + \mathcal{L}_{\text{L1}}, \quad (13)$$

where an L_1 regularization term is introduced to promote sparsity in the mixture weights: $\mathcal{L}_{\text{L1}} = \lambda \sum_{m=1}^M |\pi_m|$, where λ controls the regularization strength. This sparsity encourages the model to focus on a few significant Gaussian components. λ is set to $1e^{-3}$ for all experiments.

3.3.2 Diversity Loss

To promote diverse prototype representations and mitigate redundancy, we introduce a **Diversity Loss** based on cosine distance:

$$\mathcal{L}_{\text{div}} = \sum_{i \neq j} D_{ij}, \quad (14)$$

where $D_{ij} = 1 - \cos(\mathbf{p}_i, \mathbf{p}_j)$ be the cosine distance between prototypes. Minimizing this diversity loss enhances generalization and interpretability by maintaining a diverse set of prototypes.

3.3.3 Overall Objective

The final objective function for the proposed model is a weighted combination of the aforementioned loss components:

$$\mathcal{L} = \text{CrossEntropy}(y, \hat{y}) + \alpha \mathcal{L}_{\text{GMM}} + \beta \mathcal{L}_{\text{div}}, \quad (15)$$

where y represents the true labels, \hat{y} denotes the prediction, α and β are hyperparameters that control the balance between accuracy, Gaussian mixture modeling, and prototype diversity. α and β is set to $1e^{-1}$ and $1e^{-3}$ for all experiments, respectively.

4 Experiments

In this section, we conduct comprehensive experiments to evaluate the proposed model and answer the following research questions: **RQ1**: How does ProtoLens perform in terms of classification accuracy compared to state-of-the-art (SOTA) baselines? **RQ2**: What is the quality of the model interpretations? **RQ3**: What are the effects of the proposed Prototype Alignment mechanism and Diversity loss on ProtoLens? **RQ4**: What are the impacts of different hyperparameters on ProtoLens?

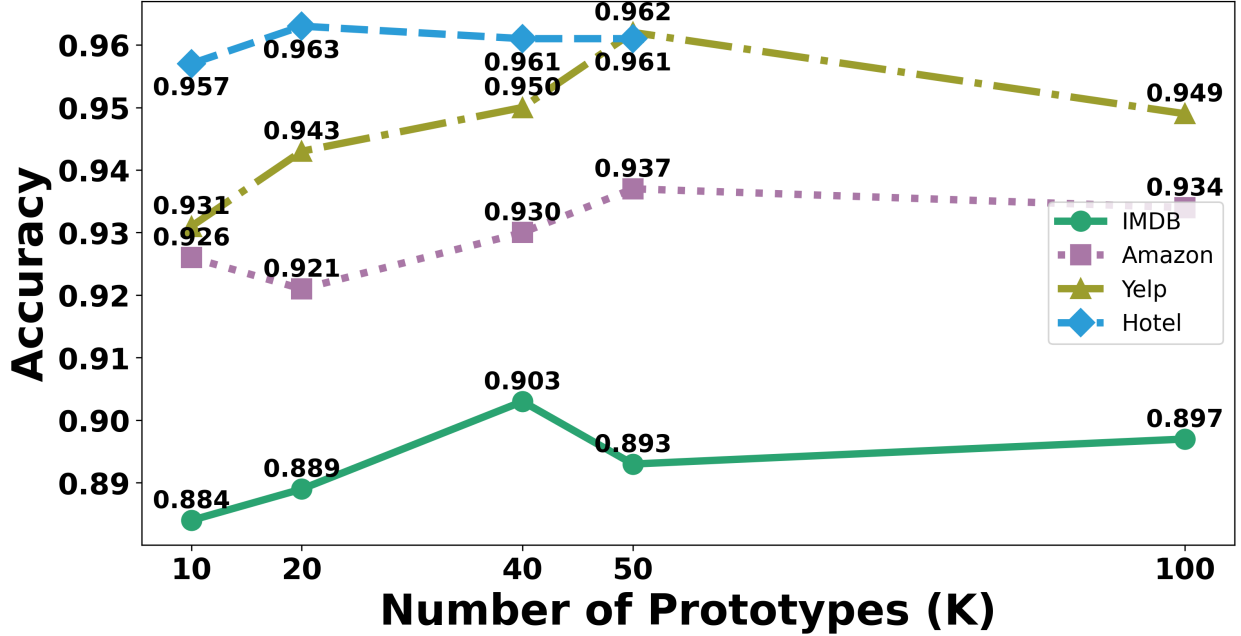


Figure 6: Performance of ProtoLens in comparison with different number of prototypes.

4.1 Experimental Setup

Datasets. To evaluate the performance of ProtoLens, we conducted extensive experiments using five diverse sentiment classification datasets, including IMDB, Yelp, Amazon, Hotel, and Steam. Details of these datasets are shown in Appendix A.

Reproducibility. The ProtoLens model was implemented using PyTorch. For training, the prototype number K is selected from $\{10, 20, 40, 50, 100\}$. The learning rate is selected from $\{1e-4, 1e-5, 5e-5\}$, with a decay of 10% every 10 epochs. We used the AdamW optimizer Loshchilov [2017] with a batch size of 16 for 25 epochs and the n-gram size is selected from $\{1, 3, 5, 7, 9\}$. The experiments were conducted on an NVIDIA A100 80GB GPU. Code and data are available at <https://anonymous.4open.science/r/ProtoLens-CE0B/>.

Baselines. We compare ProtoLens against a range of baselines, encompassing both interpretable and non-interpretable models. The interpretable baselines include ProSeNet Ming et al. [2019a] and ProtoryNet [Hong et al., 2023], both are prototype-based methods that provide insights into their predictions via learned prototypical representations. Additionally, we include a MPNet [Song et al., 2020a] and a Bag-of-Words model Zhang et al. [2010] using TF-IDF representations and Logistic Regression for interpretable classification Hosmer Jr et al. [2013].

4.2 Prediction Accuracy (RQ1)

We evaluate the accuracy of ProtoLens against several competitive baselines, including both prototype-based and non-prototype-based methods. The results are presented in Table 1. ProtoLens consistently achieves the highest scores, outperforming the baselines in all cases. The consistently higher performance of ProtoLens demonstrates its effectiveness and robustness across diverse domains, highlighting its superiority in leveraging fine-grained interpretability without sacrificing predictive accuracy.

4.3 Model Interpretations (RQ2)

The interpretability of our proposed ProtoLens is two-fold. First, ProtoLens employs prototypes that are aligned with real sentences from the training set, representing concepts with assigned weights. For a given text instance, the model reveals which concepts are present and their respective importance for the prediction, resulting in intrinsic interpretability. Second, ProtoLens extracts prototypical spans from the text that maximally activate the corresponding concept. Users can intuitively inspect these concepts by comparing the selected spans from the input with the corresponding prototypes, providing fine-grained, prototype-based interpretability.

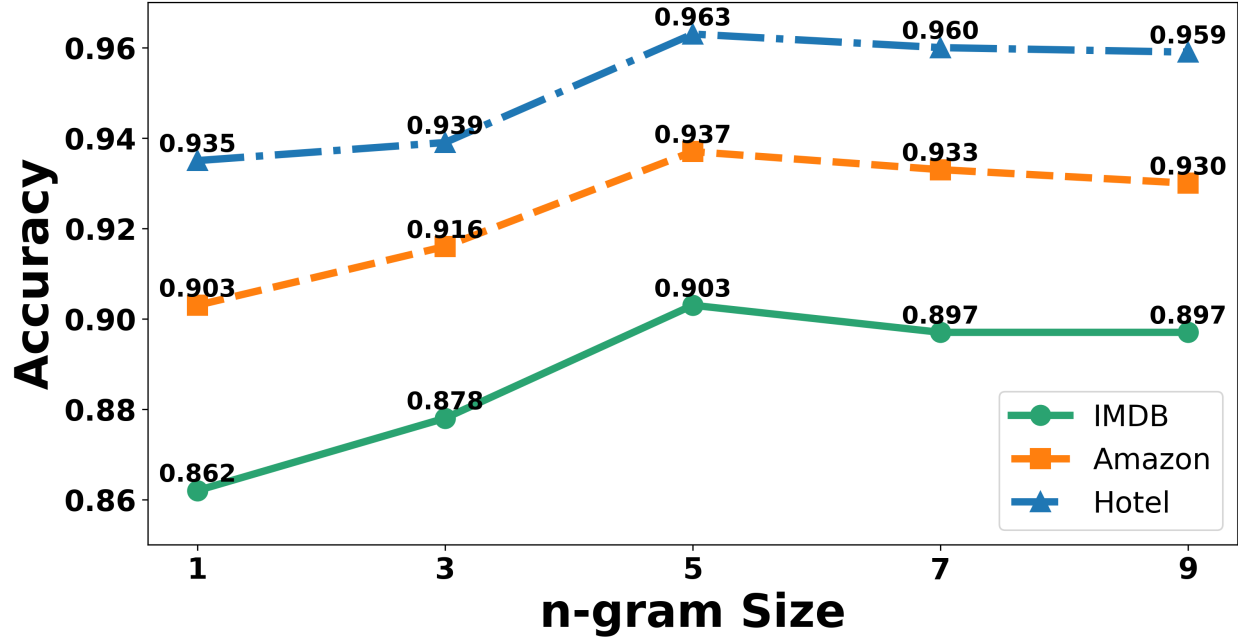


Figure 7: Performance of ProtoLens in comparison with different n-gram size.

4.3.1 Prototype Interpretation

In this section, we present an example of ProtoLens trained on the IMDB dataset with $K = 10$ prototypes. Figure 3 showcases five randomly selected prototypes along with their aligned sentence interpretations. These prototypes span a wide range of concepts, including acting, horror elements, humor, storyline, and film execution.

What stands out is that ProtoLens achieves high accuracy while relying on concise and interpretable prototypes, often represented by short sentences. This allows for rapid and straightforward comprehension of the model’s reasoning process. Each prototype captures key characteristics of the corresponding text, providing insightful interpretations for various aspects of the movie, such as acting quality, humor, or poor execution. This feature enhances both the model’s interpretability and usability, as users can easily relate the prototypes to human-understandable concepts, making the predictions more transparent. A detailed prototype interpretation for all datasets is provided in Appendix

4.3.2 Classification Interpretation

When conducting classification on a text sample, ProtoLens extracts the most relevant spans from the sample for all prototypes. Similarities between spans and prototypes are then calculated to determine which concepts are activated for the sample. Last, interpretable classification is delivered based on the similarities. We present a positive example in Figure 4 and a negative example in Figure 5, both from the IMDB dataset.

As shown in Figure 4, the top three prototypes with the highest similarity scores significantly influence the classification. Prototype 0 captures the concept of a "highly entertaining flick" (similarity score 0.708, sentiment weight 0.985), Prototype 2 reflects humor with the span "crime comedy that’s often very funny" (score 0.549, weight 0.247), and Prototype 5 highlights good acting with "some great actors playing these characters" (score 0.730, weight 0.931). These prototypes, focusing on entertainment, comedy, and acting, lead the model to correctly predict a "Positive" sentiment.

In contrast, Figure 5 shows a negative example. The text activates prototype 4, reflecting dissatisfaction with special effects, as captured in the span "problems with this film: 1 cheap special effects," with a similarity score of 0.657 and a sentiment weight of -0.956. Prototype 7 reflects frustration with the movie, highlighted by the span "ended up watching it the whole 2 hours," scoring 0.676 with a weight of -0.809. Prototype 9 captures disappointment with the lack of character development, aligned with the span "there was no character development," with a similarity score of 0.664 and weight of -0.756. These prototypes highlight negative aspects of the movie, leading the model to correctly predict the sentiment as "Negative".

4.4 Ablation Study (RQ3)

To demonstrate the effectiveness of the Prototype Alignment and Diversity Loss, we compare ProtoLens trained with and without these components. Prototype Alignment ensures that prototypes maintain their semantic faithfulness. The Diversity Loss encourages prototypes to be distinct, reducing redundancy in representation. The results, shown in Table 2, indicate that both the Prototype Alignment and Diversity Loss are essential for maintaining ProtoLens’s high performance and interpretability, as their removal leads to significant declines in accuracy across datasets. A detailed analysis is provided in Appendix E.

4.5 Hyperparameter (RQ4)

We explored the impact of varying the number of prototypes K and n-gram sizes on ProtoLens’s performance, identifying dataset-specific optimal values that balance model complexity and classification accuracy. In conclusion, the optimal number of prototypes K varies by dataset, with $K = 50$ performing best for Amazon and Yelp, $K = 40$ for IMDB, and $K = 20$ for Hotel, while an n-gram size of 5 consistently yields the best results across all datasets, balancing complexity and performance. A detailed analysis is provided in Appendix F.

5 Conclusion

In this paper, we present ProtoLens, a prototype-based model offering fine-grained, sub-sentence level interpretability for text classification. We introduce a Prototype-aware Span Extraction module with a Prototype Alignment mechanism to ensure prototypes remain semantically meaningful and aligned with human-understandable examples. Extensive experiments across multiple benchmarks show that ProtoLens outperforms both prototype-based and non-interpretable baselines in accuracy while providing more intuitive and detailed explanations.

6 Limitations

While ProtoLens offers significant advancements in interpretability through prototype-based reasoning and fine-grained sub-sentence level analysis, there are several limitations to consider. First, the quality of the learned prototypes heavily depends on the training data. If the data contains inherent biases, these biases may be reflected in the prototypes, potentially leading to biased predictions or explanations. This limitation underscores the importance of careful data curation and ongoing monitoring of the model’s outputs to mitigate bias.

Second, ProtoLens currently focuses on text classification tasks and has not yet been evaluated on more complex natural language processing (NLP) tasks such as machine translation or summarization. Adapting ProtoLens to these tasks may require significant architectural changes to maintain interpretability without compromising performance.

Future work could explore methods to address these limitations, such as developing techniques to automatically detect and mitigate biases, extending ProtoLens to more complex tasks, and improving the efficiency and user-friendliness of the learned interpretations.

7 Ethics

We have carefully considered the ethical implications of our work. ProtoLens is designed to enhance interpretability in deep neural networks, particularly for text classification tasks. By providing more transparent and intuitive explanations, ProtoLens aims to improve trust and accountability in AI systems, which is crucial in high-stakes applications such as healthcare, legal, and financial domains.

We are committed to ensuring that the use of ProtoLens is aligned with ethical standards, promoting transparency and fairness in decision-making processes. However, as with all AI models, there is a potential risk of misuse or bias amplification if the model is trained on biased data. To mitigate this, we emphasize the importance of careful data curation and ongoing monitoring of model outputs to identify and address any unintended biases. We encourage users of ProtoLens to conduct thorough bias audits and ensure that the model is applied in a fair and responsible manner.

Furthermore, the datasets used in our experiments, including IMDB, Yelp, Amazon, Hotel, and Steam reviews, are publicly available and widely used in the research community. We have ensured that no personally identifiable information (PII) is present in the data, and that our use of these datasets complies with relevant ethical guidelines.

In conclusion, we believe that ProtoLens contributes positively to the field of interpretable AI by improving transparency and user understanding. We acknowledge the importance of continuously evaluating and mitigating potential risks to ensure that AI systems remain fair, accountable, and ethical in their applications.

References

- Kamran Kowsari, Kiana Jafari Meimandi, Mojtaba Heidarysafa, Sanjana Mendu, Laura Barnes, and Donald Brown. Text classification algorithms: A survey. *Information*, 10(4):150, 2019.
- Walaa Medhat, Ahmed Hassan, and Hoda Korashy. Sentiment analysis algorithms and applications: A survey. *Ain Shams engineering journal*, 5(4):1093–1113, 2014.
- Ali Mohamed Nabil Allam and Mohamed Hassan Haggag. The question answering systems: A survey. *International Journal of Research and Reviews in Information Sciences (IJRRIS)*, 2(3), 2012.
- Davide Castelvocchi. Can we open the black box of ai? *Nature News*, 538(7623):20, 2016.
- Cynthia Rudin. Stop explaining black box machine learning models for high stakes decisions and use interpretable models instead. *Nature machine intelligence*, 1(5):206–215, 2019.
- Alon Jacovi, Oren Sar Shalom, and Yoav Goldberg. Understanding convolutional neural networks for text classification. *arXiv preprint arXiv:1809.08037*, 2018.
- Saumitra Mishra, Bob L Sturm, and Simon Dixon. Local interpretable model-agnostic explanations for music content analysis. In *ISMIR*, volume 53, pages 537–543, 2017.
- Christoph Molnar. *Interpretable machine learning*. Lulu. com, 2020.
- Nanqing Dong and Eric P Xing. Few-shot semantic segmentation with prototype learning. In *BMVC*, volume 3, page 4, 2018.
- Dat Hong, Tong Wang, and Stephen Baek. Protorynet-interpretable text classification via prototype trajectories. *Journal of Machine Learning Research*, 24(264):1–39, 2023.
- Yifei Zhang, Neng Gao, and Cunqing Ma. Learning to select prototypical parts for interpretable sequential data modeling. In *Proceedings of the AAAI Conference on Artificial Intelligence*, volume 37, pages 6612–6620, 2023.
- Yao Ming, Panpan Xu, Huamin Qu, and Liu Ren. Interpretable and steerable sequence learning via prototypes. In *Proceedings of the 25th ACM SIGKDD International Conference on Knowledge Discovery & Data Mining*, pages 903–913, 2019a.
- Srishti Gautam, Ahcene Boubekki, Stine Hansen, Suaiba Salahuddin, Robert Jenssen, Marina Höhne, and Michael Kampffmeyer. Protovae: A trustworthy self-explainable prototypical variational model. *Advances in Neural Information Processing Systems*, 35:17940–17952, 2022.
- Yao Ming, Panpan Xu, Furui Cheng, Huamin Qu, and Liu Ren. Protosteer: Steering deep sequence model with prototypes. *IEEE transactions on visualization and computer graphics*, 26(1):238–248, 2019b.
- Dheeraj Rajagopal, Vidhisha Balachandran, Eduard Hovy, and Yulia Tsvetkov. Selfexplain: A self-explaining architecture for neural text classifiers. *arXiv preprint arXiv:2103.12279*, 2021.
- Zhivar Sourati, Darshan Deshpande, Filip Ilievski, Kiril Gashteovski, and Sascha Saralajew. Robust text classification: Analyzing prototype-based networks. *arXiv preprint arXiv:2311.06647*, 2023.
- Dilan Görür and Carl Edward Rasmussen. Dirichlet process gaussian mixture models: Choice of the base distribution. *Journal of Computer Science and Technology*, 25(4):653–664, 2010.
- Carl Rasmussen. The infinite gaussian mixture model. *Advances in neural information processing systems*, 12, 1999.
- Rory Sayres, Ankur Taly, Ehsan Rahimy, Katy Blumer, David Coz, Naama Hammel, Jonathan Krause, Arunachalam Narayanaswamy, Zahra Rastegar, Derek Wu, et al. Using a deep learning algorithm and integrated gradients explanation to assist grading for diabetic retinopathy. *Ophthalmology*, 126(4):552–564, 2019.
- Zhongang Qi, Saeed Khorram, and Fuxin Li. Visualizing deep networks by optimizing with integrated gradients. In *CVPR workshops*, volume 2, pages 1–4, 2019.
- Junbing Li, Changqing Zhang, Joey Tianyi Zhou, Huazhu Fu, Shuyin Xia, and Qinghua Hu. Deep-lift: Deep label-specific feature learning for image annotation. *IEEE transactions on Cybernetics*, 52(8):7732–7741, 2021.
- Mike A Nalls, Jose Bras, Dena G Hernandez, Margaux F Keller, Elisa Majounie, Alan E Renton, Mohamad Saad, Iris Jansen, Rita Guerreiro, Steven Lubbe, et al. Neurox, a fast and efficient genotyping platform for investigation of neurodegenerative diseases. *Neurobiology of aging*, 36(3):1605–e7, 2015.

- Michael Tsang, Youbang Sun, Dongxu Ren, and Yan Liu. Can i trust you more? model-agnostic hierarchical explanations. *arXiv preprint arXiv:1812.04801*, 2018.
- Xisen Jin, Zhongyu Wei, Junyi Du, Xiangyang Xue, and Xiang Ren. Towards hierarchical importance attribution: Explaining compositional semantics for neural sequence models. *arXiv preprint arXiv:1911.06194*, 2019.
- W James Murdoch, Peter J Liu, and Bin Yu. Beyond word importance: Contextual decomposition to extract interactions from lstms. *arXiv preprint arXiv:1801.05453*, 2018.
- Dzmitry Bahdanau. Neural machine translation by jointly learning to align and translate. *arXiv preprint arXiv:1409.0473*, 2014.
- Tim Rocktäschel, Edward Grefenstette, Karl Moritz Hermann, Tomáš Kočiský, and Phil Blunsom. Reasoning about entailment with neural attention. *arXiv preprint arXiv:1509.06664*, 2015.
- Sarthak Jain and Byron C Wallace. Attention is not explanation. *arXiv preprint arXiv:1902.10186*, 2019.
- Pål Sørgaard. Evaluating expert system prototypes. *AI & society*, 5:3–17, 1991.
- Richard Fikes and Tom Kehler. The role of frame-based representation in reasoning. *Communications of the ACM*, 28(9):904–920, 1985.
- Been Kim, Cynthia Rudin, and Julie A Shah. The bayesian case model: A generative approach for case-based reasoning and prototype classification. *Advances in neural information processing systems*, 27, 2014.
- Chaofan Chen, Oscar Li, Daniel Tao, Alina Barnett, Cynthia Rudin, and Jonathan K Su. This looks like that: deep learning for interpretable image recognition. *Advances in neural information processing systems*, 32, 2019.
- Sercan O Arik and Tomas Pfister. Protoattend: Attention-based prototypical learning. *Journal of Machine Learning Research*, 21(210):1–35, 2020.
- Lu Ren, Lan Du, Lawrence Carin, and David B Dunson. Logistic stick-breaking process. *Journal of Machine Learning Research*, 12(1), 2011.
- Yee Whye Teh et al. Dirichlet process. *Encyclopedia of machine learning*, 1063:280–287, 2010.
- I Loshchilov. Decoupled weight decay regularization. *arXiv preprint arXiv:1711.05101*, 2017.
- Kaitao Song, Xu Tan, Tao Qin, Jianfeng Lu, and Tie-Yan Liu. Mpnet: Masked and permuted pre-training for language understanding, 2020a. URL <https://arxiv.org/abs/2004.09297>.
- Yin Zhang, Rong Jin, and Zhi-Hua Zhou. Understanding bag-of-words model: a statistical framework. *International journal of machine learning and cybernetics*, 1:43–52, 2010.
- David W Hosmer Jr, Stanley Lemeshow, and Rodney X Sturdivant. *Applied logistic regression*. John Wiley & Sons, 2013.
- Kaitao Song, Xu Tan, Tao Qin, Jianfeng Lu, and Tie-Yan Liu. Mpnet: Masked and permuted pre-training for language understanding. *Advances in neural information processing systems*, 33:16857–16867, 2020b.

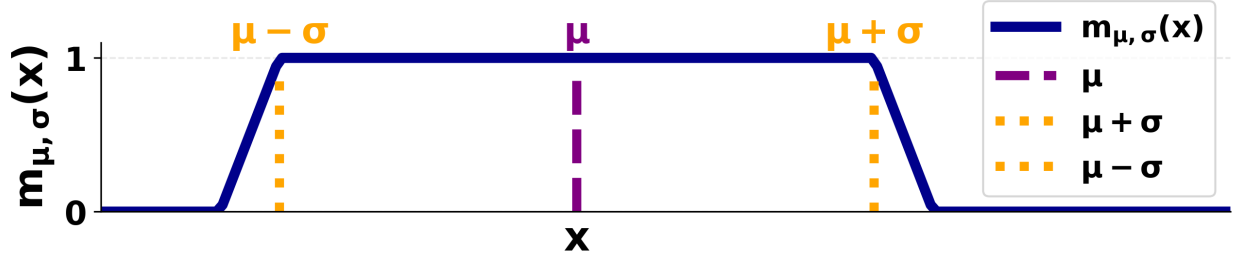


Figure 8: Span Function $m_{\mu, \sigma}(x)$.

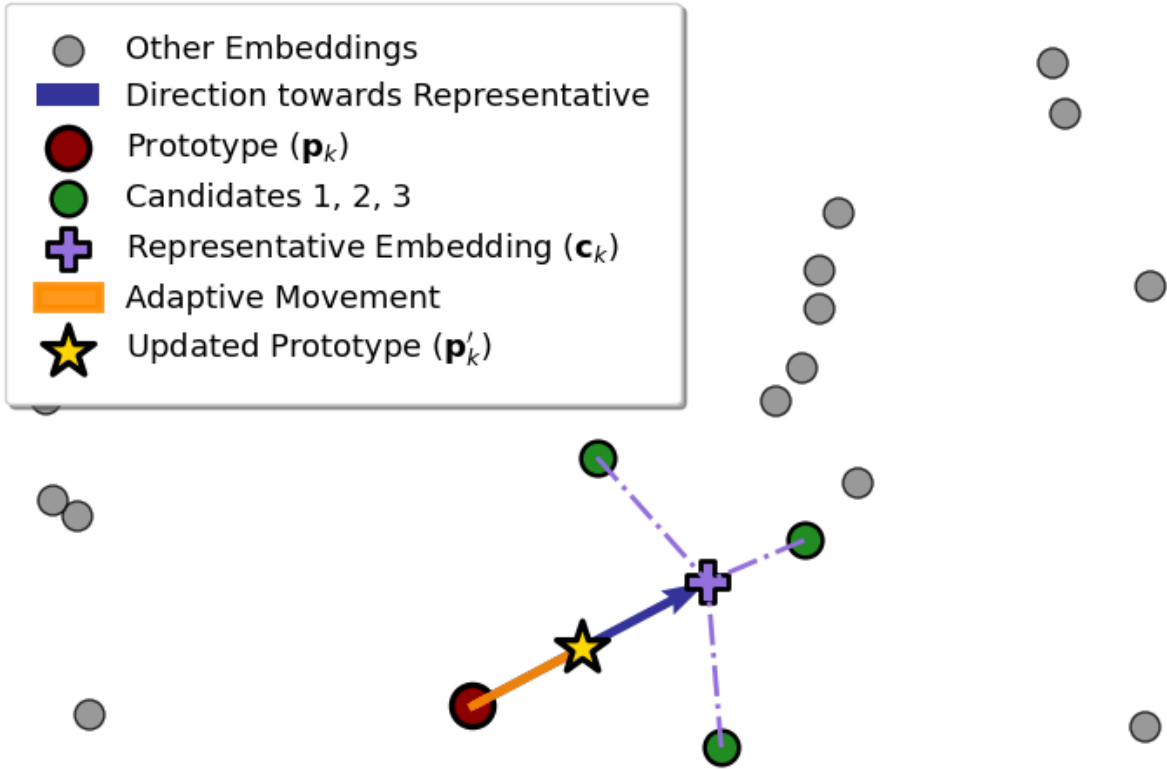


Figure 9: Prototype Alignment.

A Datasets

The IMDB dataset contains 25,000 balanced training and test samples, and follows a binary sentiment classification format. The dataset was divided into training (90%) and validation (10%) partitions. The Yelp Reviews dataset consists of 580,000 samples, with training and test sets of 550,000 and 30,000 samples respectively. Sentiments were binarized, treating 1-2 stars as negative and 3-4 stars as positive. The Amazon dataset was formed by selecting 30,000 random reviews, with 24,000 samples used for training and validation, and 6,000 for testing. The Hotel dataset includes 20,000 reviews evaluating 1,000 hotels, reduced to a balanced subset of 4,508 reviews (2,254 positive, 2,254 negative). Finally, the Steam Reviews dataset consists of 130,000 pre-processed reviews, balanced between positive and negative sentiments, with reviews of less than 10 characters or containing fewer than two sentences removed.

In all experiments, pre-trained embeddings from the BERT-based language model Song et al. [2020b] were employed to convert raw text into sentence embeddings, enabling downstream analysis.

IMDB

Prototype Aligned Interpretation		
Prototype 0	top-3 representative candidates	Sentiment Score
Prototype 0	<ol style="list-style-type: none"> 1. He, too does an excellent job in this movie. 2. I have a lot of respect for his acting after viewing his performance in this movie. 3. I was deeply impressed with the character he played. 	0.843
Prototype 1	<ol style="list-style-type: none"> 1. This is supposed to be a horror film, but it's lacking in that area and isn't the least bit scary. 2. I happen to be a horror movie fan, but this film was just so poor, words fail me. 3. Don't waste your time - even the tried and true horrifying trigue classics fail in this movie. 	-0.809
Prototype 2	<ol style="list-style-type: none"> 1. This show gave great laughs in premieres, and it still does during re-runs. 2. When we started watching this series on cable, I had no idea how addictive it would be. 3. it was actually a pretty funny show. 	0.723
Prototype 3	<ol style="list-style-type: none"> 1. It lacks substance and style! 2. It's silly, not thoughtful, and boring. 3. It's talky, illogical, slow, and ultimately very boring. 	-0.956
Prototype 4	<ol style="list-style-type: none"> 1. This movie was poorly acted, poorly filmed, poorly written, and overall horribly executed. 2. The film itself is poorly constructed and acted. 3. The plot is slashed to bits and the acting is horrible. 	-0.854
Prototype 5	<ol style="list-style-type: none"> 1. But sometimes it is interesting to see what goes on through peoples' minds. 2. But, an interesting insight into human nature. 3. There is an underlying theme here. 	0.546
Prototype 6	<ol style="list-style-type: none"> 1. The music and song just fantastic.. 2. There is great music on the soundtrack. 3. The music is also wonderfully matched and haunting. 	0.494
Prototype 7	<ol style="list-style-type: none"> 1. I'll have to assume that they just didn't have the budget to make a decent film. 2. Seriously, does Hollywood think movies like this are good enough? 3. As a writer I find films this bad making it into production a complete slap in the face. 	-0.398
Prototype 8	<ol style="list-style-type: none"> 1. The overall results is just plain bad. 2. Apart from a couple very entertaining song & dance numbers, this is pretty terrible. 3. It is slow, boring and bordering on pointless. 	-0.421
Prototype 9	<ol style="list-style-type: none"> 1. Stylistically, the film is also beautiful.. 2. But this film is full of wonderful surprises and performances. 3. Filmed in a theatrical way and excellent acted. 	0.643

Figure 10: Aligned interpretation of prototypes with corresponding text sentences on the IMDB dataset.

B Classification Performance

C Prototype Interpretation

D Classification Interpretation

E Ablation Study

To demonstrate the effectiveness of the Prototype Alignment and Diversity Constraint, we compare ProtoLens trained with and without these components. Prototype Alignment ensures that prototypes maintain their semantic faithfulness.

Prototype Aligned Interpretation		
Prototype 0	top-3 representative candidates	Sentiment Score
	1. Yeah, the bar area is nice and colorful. 2. The inside of the location is decent, it mostly has tables a few booths and a new expanded bar. 3. It is always clean, outside patio with mist and a smoking section, TVs throughout the bar area.	0.797
Prototype 1	1. This place is better than you could imagine based on the concept and is well worth the meal. 2. The food is great, good portions and quality, yummy selections. 3. Not only is the food great, the service is impeccable.	0.765
Prototype 2	1. The food is horrible the service was bad. 2. The food was terrible and I would not recommend this place to anybody. 3. This is the WORST restaurant I have EVER been to and experienced.	-0.686
Prototype 3	1. When I came back to ask for a refund they were very rude about it and refused to help. 2. They then got my order wrong and said they wouldn't do anything about it when I told them. 3. I asked for a refund from the company and not a peep out of them.	-0.388
Prototype 4	1. I have to say I was truly disappointed by the flavors. 2. The flavors are \ok\, nothing special. 3. The only flavor I didn't care for was the red velvet.	-0.782
Prototype 5	1. Oh and the noise level was too high. 2. the place looked dirty and disorganized and smelled bad! 3. There was a dingy smell and a security guard wandering the aisles...	-0.433
Prototype 6	1. Service was good, friendly staff. 2. Service was excellent, staff was friendly. 3. The staff was nice and service was prompt.	0.517
Prototype 7	1. In addition to these items, the bread garlic butter that is served with the meal was also great. 2. We each ordered something different off the menu and everything was just scrumptious! 3. We were teated to a nice spread including vegetarian pasta primavera spicy!	0.432
Prototype 8	1. I am NEVER going back here and wouldn't recommend anyone to even try the place. 2. I wasn't impressed by this place and I don't think I'll be returning anytime soon. 3. I will never come here again.	-0.364
Prototype 9	1. Great price at \$5.95 and plenty of food for me. 2. Prices are so reasonable, and with a restaurant.com coupon it was just dirt cheap. 3. The prices are insanely cheap for what you get.	0.481

Figure 11: Aligned interpretation of prototypes with corresponding text sentences on the Yelp dataset.

The Diversity Constraint encourages prototypes to capture distinct, non-redundant features, enhancing generalization and reducing redundancy in representation. The results are shown in Table 2.

Impact of Diversity Constraints. The removal of diversity constraints (*w/o Diversity*) leads to a noticeable performance decline across all tested datasets, notably on IMDB (from 0.903 to 0.882), Amazon (from 0.937 to 0.926), Yelp (from 0.962 to 0.931) and Hotel (from 0.963 to 0.947). This indicates that the diversity loss plays a crucial role in encouraging distinct and varied prototype representations, which helps the model generalize better across different data points. The drop in accuracy suggests that when prototypes become more redundant, they lose their ability to represent the diversity in the dataset, limiting the model's interpretability and performance.

Impact of Prototype Alignment. The ablation results for removing prototype alignment (*w/o Alignment*) show a decline in performance, particularly on the Yelp dataset (from 0.963 to 0.943), highlighting the importance of prototype alignment. Aligning prototypes with representative embeddings ensures they remain semantically meaningful, leading to more accurate and interpretable predictions. The slight performance drop across other datasets, such as IMDB and

Hotel

Prototype Aligned Interpretation		
Prototype 0	top-3 representative candidates	Sentiment Score
	1. Its close to restaurants and really any place you want to go... 2. The location is outstanding and I suppose you get what you pay for in that aspect. 3. Great clean place to stay.	0.674
Prototype 1	1. The room had no sound proof. 2. The air conditioning did not work well in either of the rooms in which we stayed. 3. The heater in the room did not work properly.	-0.730
Prototype 2	1. The carpet is disgusting and filthy. 2. The carpeted floors were very dirty and were not vacuumed. 3. Carpet was dirty smelled and had stains all over.	-0.862
Prototype 3	1. the bed in my room was also one of the most comfortable hotel beds 2. it was clean beds very comfortable. 3. the beds and pillows were comfortable.	0.238
Prototype 4	1. Room was clean and good. 2. The room was clean and roomy. 3. The room was clean in very nice condition and everything worked well.	0.991
Prototype 5	1. My first impression was quite good for the price. 2. All in all a good experience. 3. U get what u pay for..	0.329
Prototype 6	1. I'm thrilled you had a wonderful stay. 2. I am glad that you enjoyed your stay at the hotel. 3. Enjoyed my stay at the hotel.	0.808
Prototype 7	1. The room we stayed in was smelly dirty and poorly cleaned. 2. The room smelled old and the bathroom was gross. 3. When we entered our room it had a very bad odor.	-0.926
Prototype 8	1. The staff were delightful and most helpful with special mention of the front desk! 2. Staff were extremely friendly and helpful we felt very welcomed. 3. The staff were friendly and helpful when checking in.	0.777
Prototype 9	1. The bathtub was peeling and dirty and the mold on the shower curtain was horrible. 2. The pool and hot tub was filthy. 3. Black mold in the shower and lamps that did not work.	-0.758

Figure 12: Aligned interpretation of prototypes with corresponding text sentences on the Hotel dataset.

Amazon, further emphasizes that the adaptive update process enabled by prototype alignment promotes more stable and reliable learning, improving the model’s interpretability and accuracy.

F Hyperparameter

Effect of K . The number of prototypes, denoted by K , plays a crucial role in determining the balance between model interpretability and classification performance. As shown in Figure 6, increasing K generally leads to improved accuracy across most datasets, with the exception of some slight fluctuations. For instance, in the IMDB dataset, increasing K from 10 to 40 boosts the performance from 0.884 to 0.903, while for the Yelp dataset, a similar increase elevates the accuracy from 0.931 to 0.950. The improvements plateau or slightly decrease for higher values of K , suggesting diminishing returns beyond a certain point.

Steam

Prototype Aligned Interpretation		
Prototype 0	top-3 representative candidates	Sentiment Score
Prototype 0	<ol style="list-style-type: none"> 1. Servers suck devs suck glitches and cheaters run rampant its just not worth the time. 2. The server of game is tooooooooooo rubbish. 3. The servers are abandoned always laggy and lots of disconnections. 	-0.654
Prototype 1	<ol style="list-style-type: none"> 1. Two more maps possible gamemodes incoming weather and new weapons keeps the game interesting. 2. The constant updates and dlc which keep the gameplay fresh and original. 3. The addition of new maps vehicles guns and players keeps everything fresh and makes every game a new experience. 	0.826
Prototype 2	<ol style="list-style-type: none"> 1. I got to say that gta 5 is awesome so much you to do on the game itself. 2. Gta v is a great game and its great playing with your friends. 3. There is so much to do in gta v. I recommend this game! 	0.911
Prototype 3	<ol style="list-style-type: none"> 1. The developers have disallowed mods which is simply outrageous. 2. So the games makers have decided to cut off mods. 3. However the developers are ruining their game by removing mod support. 	-0.235
Prototype 4	<ol style="list-style-type: none"> 1. I dont recomend buying this game. 2. If you are a fan of this game type then dont bother buying this game at the moment. 3. This game sucks do not buy it. 	-0.963
Prototype 5	<ol style="list-style-type: none"> 1. Even on my old I702x i can run this game pretty smoothly on normal settings! 2. Runs smooth even on bad pc s on low settings of course. 3. The game runs silky smooth and looks great even on my modest hardware with only 1gb video memory. 	0.577
Prototype 6	<ol style="list-style-type: none"> 1. The game is an amazing game. 2. Personally this is one of my favourite game. 3. It is an amazing game. 	0.935
Prototype 7	<ol style="list-style-type: none"> 1. You basically spend 30 minutes looting just to end up dying by something you cant even do anything about. 2. Sometimes you don't see anyone for 15 minutes and then you die from any sniper anywhere on the map. 3. You literally run around pick up crap shoot at people and usually die very quickly. 	-0.403
Prototype 8	<ol style="list-style-type: none"> 1. It is the worst game every created. 2. It is honestly a terrible game. 3. It's a garbage game plain and simple. 	-0.806
Prototype 9	<ol style="list-style-type: none"> 1. Game is great but full of hackers hackers everywhere! 2. I like this game but atm its full of hackers. 3. So many hackers have appeared in this game. 	-0.359

Figure 13: Aligned interpretation of prototypes with corresponding text sentences on the Steam dataset.

The optimal value of K appears to be dataset-dependent. For example, $K = 50$ yields the best performance on the Amazon and Yelp datasets with 0.937 and 0.962, respectively, while $K = 40$ provides the best performance on the IMDB dataset (0.903). Meanwhile, for the Hotel dataset, $K = 20$ achieves the highest accuracy at 0.963. This variation indicates that the ideal number of prototypes may depend on the complexity and size of the dataset.

Overall, increasing K allows the model to capture more fine-grained patterns by using a larger set of prototypes, but setting K too high may introduce unnecessary complexity without substantial accuracy gains. Thus, choosing K involves a trade-off between maintaining a manageable number of interpretable prototypes and achieving high predictive performance.

Effect of n-gram. An n-gram is a hyperparameter that determines the granularity of text division. As shown in Figure 7, an n-gram size of 5 achieves the best performance across all datasets, with notable improvements on IMDB (0.903), Amazon (0.937), and Hotel (0.963), indicating that $n = 5$ is the optimal n-gram size, providing the best trade-off between incorporating sufficient context and avoiding unnecessary complexity. For smaller n-gram sizes (e.g., $n = 1, 3$),

Amazon

Prototype Aligned Interpretation		
	top-3 representative candidates	Sentiment Score
Prototype 0	<ol style="list-style-type: none"> 1. I won't be going back. 2. I'm sad to say that I won't be going back. 3. I definitely will not be going back. 	-0.579
Prototype 1	<ol style="list-style-type: none"> 1. The decor is nice and there are TV's everywhere, including at every booth. 2. The place is nicely laid out and there are a decent number of tables more than the Tempe location. 3. That aside, the ambience is great and the decor is beautiful. 	0.648
Prototype 2	<ol style="list-style-type: none"> 1. The food did not look appealing. 2. The food was just not good. 3. The food seemed to be uninspired and lacked flavor. 	-0.613
Prototype 3	<ol style="list-style-type: none"> 1. I enjoyed this place and will go back, perhaps today. 2. I've been here numerous times over the years and always had a great time. 3. I went to this place a couple times and took some new friends there today. 	0.582
Prototype 4	<ol style="list-style-type: none"> 1. It's too bad the horrible service outweighed the tasty food. 2. Needless to say, horrible management, even worse customer service and I will NOT be returning to this location! 3. Just a really bad experience all around with the slow service and sub par food. 	-0.865
Prototype 5	<ol style="list-style-type: none"> 1. This is one of the worse restaurants ever! 2. Words can't express how appalled I am about our food experience at this restaurant. 3. The food and service this past week when we dined was awful! 	-0.719
Prototype 6	<ol style="list-style-type: none"> 1. She made sure my order was right and worked closely with me to ensure everything was perfect. 2. I will give kudos to our hostess, who was lovely. 3. They were so positive and they gave us recommendations. 	0.547
Prototype 7	<ol style="list-style-type: none"> 1. The drinks are expensive, but they're made pretty well. 2. but I digress. The drinks are FANTASTIC. 3. The drinks are just what you would expect from a place that is membership only - strong and tasty. 	0.282
Prototype 8	<ol style="list-style-type: none"> 1. So after waiting nearly 15 minutes for anyone to even come and take our order we left. 2. We waiting a good ten minutes before we were even acknowledged, and it was 3pm, restaurant was near empty. 3. We waited 15 minutes, no one came to our table, we watched 3 other servers walk by. 	-0.364
Prototype 9	<ol style="list-style-type: none"> 1. All of the staff were friendly and service was great.. 2. Service was good and the place was clean. 3. The waiting and serving staff were excellent, they were very helpful. 	0.405

Figure 14: Aligned interpretation of prototypes with corresponding text sentences on the Amazon dataset.

performance is slightly lower, likely due to the model's limited ability to capture broader contextual information. On the other hand, a larger n-gram size ($n = 7, 9$) does not yield improved performance and even leads to a decrease in accuracy on all datasets, as seen with IMDB and Amazon. This suggests that including too large of a n-gram introduces noise, which results in slight performance degradation.

Positive Text Instance

Good Movie, acting was terrific especially from Eriq Ebouaney Lumumba and very well directed. It also shows how Lumumba was cornered by the Belgians, U S A and United Nations and how they labelled him a 'communist' to scare people as they did to all the Honest True African leaders like Nkrumah, Kenyatta, Nyerere and many others. It shows how western countries preach democracy while they have something else on the back of their minds. It is a story of injustice, struggle and brutality. There should have been an explanation why he Lumumba couldn't keep the second largest country in Africa in one piece. And also what was going on with Tshombe and Katanga. Just heads up if you gonna watch the movie Tshombe was controlling the Katanga region which if I am not mistaken is the number one copper producer in the world. In all it is a good movie to see. You will learn something new about Africa, it's leaders and it's people and probably will open your eyes why this continent is ridden with wars.

Top-3 Activated Prototype	Prototype 10	Prototype 12	Prototype 14
Aligned Interpretation	1. In all it is a good movie to see., 2. Overall, this is a fun film & I highly recommend it. 3. It's GREAT and a film EVERYONE must see.	1. This was the most visually stunning, amazing and incredible story I've ever experienced. 2. Everything about it was wonderful! 3. The story was completely absorbing and entertaining.	1. Some very good character actors in this fine film. 2. The acting by all of these actors is very good. 3. The actors deliver solid enough performances.
Extracted Span	"good movie to see"	"is a story of injustice, struggle"	"Good Movie, acting was terrific especially"
Similarity	0.732	0.319	0.720
Sentiment weight	0.846	0.247	0.687
Prediction	Positive		

Figure 15:

Negative Text Instance

I caught this movie on Sci-Fi before heading into work. If you've any interest in seeing Dean Cain dive and avoid being enveloped in flames at least a dozen times, this movie is for you. If that doesn't peak your interest, well, I'm afraid you'll wish that YOU were the one about to be enveloped in flames, because this movie is pretty bad. The acting, to begin with, is awful, awful, awful. The characters are all completely obnoxious, and the dialogue is worse than your typical Z-grade, Sci-Fi movie. Towards the end, the movie began to remind me of 'Hollow Man' complete with escape via elevator shaft, except with a Dragon, not a naked, invisible man. Unlike other similar flicks, however, this one wasn't even awesomely bad... it was just plain bad.

Top-3 Activated Prototype	Prototype 3	Prototype 4	Prototype 8
Aligned Interpretation	1. It lacks substance and style! 2. It's silly, not thoughtful, and boring. 3. It's talky, illogical, slow, and ultimately very boring.	1. This movie was poorly acted, poorly filmed, poorly written, and overall horribly executed. 2. The film itself is poorly constructed and acted. 3. The plot is slashed to bits and the acting is horrible.	1. The overall results is just plain bad. 2. Apart from a couple very entertaining song & dance numbers, this is pretty terrible. 3. It is slow, boring and bordering on pointless.
Extracted Span	"this movie is pretty bad"	"acting, to begin with, is awful, awful, awful"	"it was just plain bad"
Similarity	0.467	0.558	0.626
Sentiment weight	-0.956	-0.854	-0.421
Prediction	Negative		

Figure 16: