

Satori: Towards Proactive AR Assistant with Belief-Desire-Intention User Modeling

CHENYI LI*, Tandon School of Engineering, New York University, United States

GUANDE WU*, Tandon School of Engineering, New York University, United States

GROMIT YEUK-YIN CHAN, Adobe Research, United States

DISHITA G TURAKHIA, Tandon School of Engineering, New York University, United States

SONIA CASTELO QUISPE, Visualization and Data Analytics Lab, New York University, United States

DONG LI, Tandon School of Engineering, New York University, United States

LESLIE WELCH, Brown University, United States

CLAUDIO SILVA, New York University, United States

JING QIAN, Tandon School of Engineering, New York University, United States

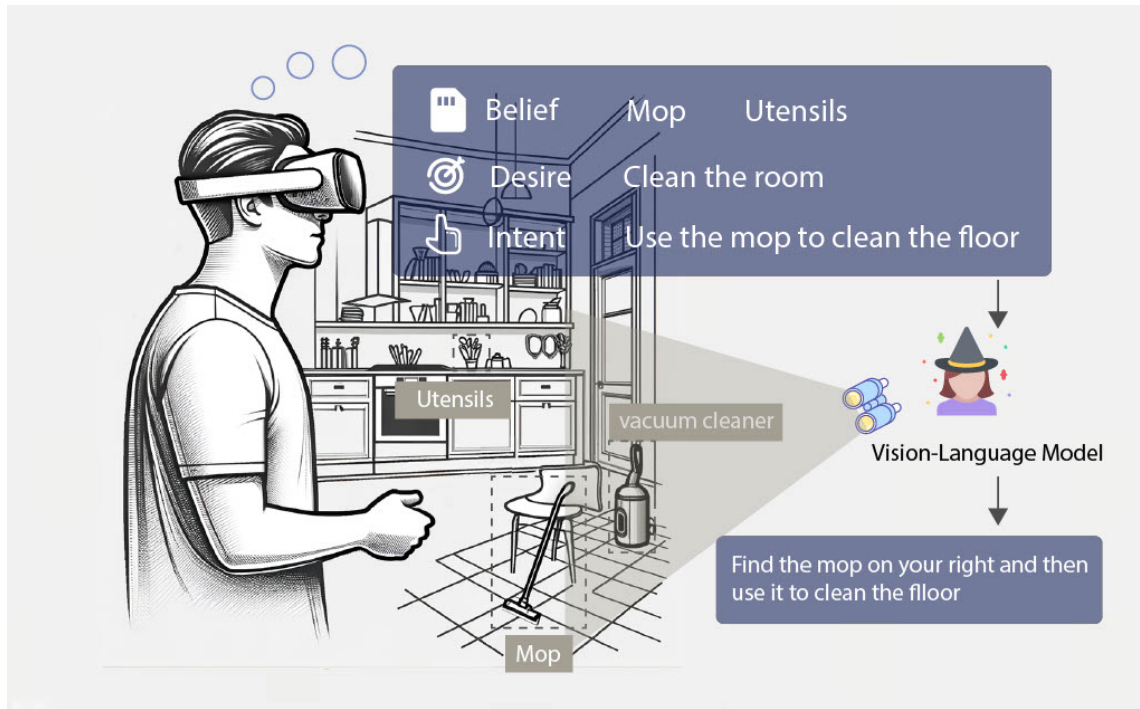


Fig. 1. Satori is a mind-reading monkey-shaped monster in Japanese folklore. We name our system by Satori to highlight the importance of understanding the user state (human mind) in building proactive AR assistants. The Satori system combines the users’ self-knowledge and their goal of the task to the immediate user action with an LLM model to provide visual assistance that is relevant to the user’s immediate needs. We call this **proactive AR assistance**. This is achieved by implementing the Belief-Desire-and-Intention model based on two formative studies with 12 experts. Here the belief reflects whether the users know where the task object is, and how to do certain tasks (e.g., knowledge level); the desire component is the **actionable goal**; and the intent the **immediate next step** needed to complete the actionable goal. The code will be open-sourced upon acceptance.

Augmented Reality assistance are increasingly popular for supporting users with tasks like assembly and cooking. However, current practice typically provide reactive responses initialized from user requests, lacking consideration of rich contextual and user-specific information. To address this limitation, we propose a novel AR assistance system, Satori, that models both user states and environmental contexts to deliver proactive guidance. Our system combines the Belief-Desire-Intention (BDI) model with a state-of-the-art multi-modal large language model (LLM) to infer contextually appropriate guidance. The design is informed by two formative studies involving twelve experts. A sixteen within-subject study find that Satori achieves performance comparable to an designer-created Wizard-of-Oz (WoZ) system without relying on manual configurations or heuristics, thereby enhancing generalizability, reusability and opening up new possibilities for AR assistance.

CCS Concepts: • **Human-centered computing** → **Mixed / augmented reality**.

Additional Key Words and Phrases: Augmented reality assistant, proactive virtual assistant, user modeling

ACM Reference Format:

Chenyi Li, Guande Wu, Gromit Yeuk-Yin Chan, Dishita G Turakhia, Sonia Castelo Quispe, Dong Li, Leslie Welch, Claudio Silva, and Jing Qian. 2018. Satori: Towards Proactive AR Assistant with Belief-Desire-Intention User Modeling . 1, 1 (October 2018), 42 pages. <https://doi.org/XXXXXXXX.XXXXXXX>

1 Introduction

Satori 悟り, a Japanese ghost-like deity long known to read human minds, responds to one’s thoughts before actions arrive. While such supernatural beings belong to folklore, modern AI technologies are beginning to emulate this capability, striving to predict human actions and provide proactive assistance during task interactions [38]. Proactive virtual/digital assistance, which determine the optimal *content* and *timing* without explicit user commands, are gaining traction for their ability to enhance productivity and streamline workflows by anticipating user needs from context and past interactions [62]. However, there is a scarcity of research to understand how to best design and implement such system.

*Both authors contributed equally to this research.

Authors’ Contact Information: Chenyi Li, chenyili@nyu.edu, Tandon School of Engineering, New York University, New York, New York, United States; Guande Wu, guandewu@nyu.edu, Tandon School of Engineering, New York University, New York City, New York, United States; Gromit Yeuk-Yin Chan, ychan@adobe.com, Adobe Research, San Jose, California, United States; Dishita G Turakhia, d.turakhia@nyu.edu, Tandon School of Engineering, New York University, New York City, New York, United States; Sonia Castelo Quispe, Visualization and Data Analytics Lab, New York University, New York, New York, United States; Dong Li, dl5214@nyu.edu, Tandon School of Engineering, New York University, Brooklyn, New York, United States; Leslie Welch, Brown University, Providence, Rhode Island, United States; Claudio Silva, New York University, New York City, New York, United States; Jing Qian, jqian1590@gmail.com, Tandon School of Engineering, New York University, Brooklyn, New York, United States.

Permission to make digital or hard copies of all or part of this work for personal or classroom use is granted without fee provided that copies are not made or distributed for profit or commercial advantage and that copies bear this notice and the full citation on the first page. Copyrights for components of this work owned by others than the author(s) must be honored. Abstracting with credit is permitted. To copy otherwise, or republish, to post on servers or to redistribute to lists, requires prior specific permission and/or a fee. Request permissions from permissions@acm.org.

© 2018 Copyright held by the owner/author(s). Publication rights licensed to ACM.

Manuscript submitted to ACM

Most current assistance in augmented reality (AR) remain *reactive*, responding to user commands or environmental triggers without the capability for more *active* engagement. Such reactive systems require users to initiate interactions, which can be inefficient in AR environments where users often have limited attention for interface interactions or busy with physical tasks. Some AR assistants incorporate proactive elements; for instance, in maintenance tasks, they provide guidance based on recognized objects or components [44, 61]. Yet, these systems are made with fixed rules and often lack adaptability and reusability, struggling to generalize across diverse tasks or support effective multitasking.

Designing proactive assistance for AR is particularly challenging due to the need to understand both the user's state and the 3D physical environment. Users often perform real-world tasks such as maintenance and assembly while wearing AR headsets. The assistance should therefore be relevant to the user's current immediate tasks and long-term goals. Due to limited attention and assistive nature in tasks, timely assistance is crucial. Providing assistance too early, too late, or simply too frequent can increase cognitive load and negatively impact the user's experience [2].

To identify the in-depth benefits, challenges for creating a proactive AR assistance and explore how to design one, we conducted two formative studies to explore the benefits, challenges, and potential solutions for developing such a system. The first study involved six professional AR designers and revealed several challenges: 1) limited generalizability and reusability of current non-proactive AR assistance, and 2) difficulties in accurately detecting user intentions; and the 3) the need to balance general advice with task-specific solutions. The professionals recognized that using proactive AR assistance could potentially improving the scalability and efficiency, but also highlighted technical challenges related to accurately tracking and understanding users' actions.

Building on the findings from the first study, the second formative study engaged six experts (three HCI researchers and three psychology researchers) in a participatory design to explore strategies for making AR assistance more proactive. The design sessions highlighted several key factors: understanding human actions, recognizing surrounding objects and tools, assessing the current task, and anticipating immediate next steps. These insights were integrated with the well-established Belief-Desire-Intention (BDI) theory, resulting in an AR-specific adaptation that guided the development of our system, Satori.

To adapt the BDI theory for AR assistance, Satori needed to account for the limitations of AR headset hardware, which primarily relies on egocentric vision. We built the BDI model's prediction framework using an ensemble of egocentric vision models combined with a multi-modal Large Language Model (LLM) to leverage its robust task-learning capabilities. The BDI model is crucial for regulating both the timing and content of the assistance provided. We propose a multi-modal assistance framework where the intention (i.e., immediate next step) determines the content of the assistance. Meanwhile, Scene objects and user action history regulates the timing of the assistance. This approach ensures that the AR assistance delivers relevant information at appropriate moments, enhancing the user's experience without overwhelming them.

We evaluated Satori against four everyday AR tasks designed by six professional AR designers and found that Satori's proactive guidance was as effective, useful, and comprehensible as AR guidance applications created by the designers. Additionally, Satori's guidance allowed participants to switch between tasks without the need for pre-training or scanning. Our findings indicate that the application of the BDI model not only successfully understood users' intentions but also captured the semantic context of a given task, reducing the need to craft AR guidance for every specific scenario and improving the generalizability and reusability of AR guidance.

To summarize, our contributions include:

- (1) The design requirements for creating a proactive AR assistant and adapting the BDI model for AR environments, based on two consecutive formative studies involving twelve experts;
- (2) An AR proactive assistant system, Satori, that applies concepts from the BDI model combined with a deep model-LLM fusion architecture to infer users' current tasks and intentions, providing guidance for immediate next steps through multimodal feedback;
- (3) A sixteen-user empirical study demonstrating that our proactive AR assistant delivers performance comparable to designer-created AR guidance in terms of timing, comprehensibility, usefulness, and efficacy.

2 Related Work

2.1 Virtual Assistant in AR/VR

Virtual assistants in AR/MR can well support the task in assembly [7, 35], surgery [20, 69], maintenance [6, 22, 36] and cooking [16]. These assistant systems are often task-oriented and their principles do not easily generalize to other domains. One way to improve generalizability is via a command-based AR assistant, which can enhance user confidence in the agent's real-world influence and awareness [32]. Yet, they require the user's explicit commands and limit usability. Our work builds on the previous research as a virtual assistant in AR/MR, while addressing the users' needs without explicit commands or domain limitations.

Pre-made assistance in AR and VR applications typically involves prepared actions or reminders triggered by specific user inputs or situations. This kind of assistance is simple and intuitive, providing users with readily available support that can be accessed on-demand or in time sequences [45], which is straightforward to implement and use [78]. Assistants require extensive user manual interactions to describe and confirm the user's needs. For example, Sara et al. demonstrated an AR maintenance assistant while the technician still needs to manually confirm the completion of each step and proceed to the next step using touchpad controls or voice commands [78].

Proactive assistance, on the other hand, is designed to actively recognize context information and infer user intentions even if they are not explicitly provided [18, 70, 80]. Such assistance normally does not require human intervention [41, 79, 94] and can easily be scalable for everyday AR tasks, such as health care [71, 81], navigation [66] and laboratory education [83]. They enhance usability [82], foster trust [39], and improve task efficiency [93]. During AR interactions, proactive assistance often takes into account the user's surrounding environment, predicts the user's goals and offers context-aware recommendations, often for the sake of improving attention [29, 59, 60, 85]. However, existing proactive assistant relies on pre-determined contextual signals such as the location, time, and events to trigger the assistants to intervene [60]. For instance, Ren et al. [76] propose a proactive interaction design method for smart product-service systems, using functional sensors to gather explicit contextual data (e.g., physical location, light intensity, environment temperature) to predict implicit user states (e.g., user attention level). Although these methods advance the progress of proactive assistance, such signals may not align with the actual users' needs, leading to ineffective and obtrusive assistance [42, 91]. To address this, we propose to model the user's intent directly to determine a better timing and type of guidance.

Furthermore, even though proactive assistants have been widely used, most AR assistants today remain passive as defining user intents is difficult in everyday settings. One main challenge is that understanding users' intent relies not only on the explicit cues (e.g., verbal or signals) but also significantly on the implicit non-verbal cues and visual embodiment [32]. Successfully decomposing and reasoning with the implicit cues improves the chances of intent referring. Recent advancements in vision-language models offer new opportunities to be used to understand visual

embodiment if integrated into virtual assistants. Therefore, we propose a multimodal input mechanism that takes both voice and visual cues to support a better understanding of users' interaction intentions.

2.2 Understanding User Intention

Understanding user intention in electronic devices, ranging from smart mobile devices to augmented reality (AR) systems, is essential for improving user interaction and experience. Research in the field of information needs has highlighted the importance of intention classification and systematic taxonomy to achieve this goal. Border proposed the taxonomy of web searches, classifying intentions into navigational, informational, and transactional [11]. This foundational work laid the groundwork for more detailed classifications. For instance, Dearman et al. categorized information needs and sharing entries into nine distinct categories, extending the concept of information needs to a collaborative level [17]. This classification allows developers to design products that better facilitate collaborative sharing of information. Church et al. found that contexts such as location, time, social interactions, and user goals influence users' information needs. For example, it was found that users generated more needs with locational or temporal dependencies when they were on the go. Users also require more geographical information when they are commuting. This study enabled researchers to design an information search platform SocialSearchBrowser to fit different users' information needs in a context-sensitive way [14]. Additionally, Li et al. furthered this branch of research by developing a design space of digital follow-up actions for multimodal information [52]. They classified actions into 17 types and identified seven categories of follow-up actions by qualitative analysis of users' diaries. They also deployed the system on mobile AR and conducted a user study to test the capacity of follow-up action designs. The study showed that the system could accurately predict user's general actions, provide proactive assistance, and reduce frictions [52]. Generally, prior studies on information needs, particularly on mobile devices, demonstrated that intention taxonomy could inspire the design of information search systems with more proactive and contextual assistance.

2.3 Belief-Desire-Intention Framework

The Belief-Desire-Intention (BDI) model [8, 15, 30, 49] is a framework to simulate human decision-making behaviors in both individual [74] and multi-agent settings [33, 48, 65]. The model originates from folk psychology and is extensively applied in cognitive modeling, agent-oriented programming, and software development. This model comprises three primary components: beliefs, desires, and intentions [8]. Beliefs represent the information that humans perceive about a situation (e.g., it is raining), limited by their perceptions. Desires are the goals that individuals aim to achieve given the current situation (e.g., A person prefers not to get wet during a rainy day). Intentions are "conduct-controlling pro-attitudes, ones which we are disposed to retain without reconsideration, and which play a significant role as inputs to [means-end] reasoning" [8]. In other words, user's behavior towards achieving the desire (i.e., goals) by selecting and committing to specific plans of action (e.g. The person plans to get an umbrella).

Previous studies have demonstrated the effectiveness of the BDI framework in modeling human behavior [33, 65]. Therefore, the BDI model can help in the building of intelligent agents in various applications. For example, in agent-oriented programming, the BDI model is pervasively used to model an agent executing programming functions. Agent-oriented software engineering utilizes beliefs, actions, plans, and intentions to develop programs. The BDI model enables more rational and autonomous executions in unpredictable environments, such as AgentSpeak(L) [73], 3APL [28], JACK [12], JADEX [9], and GOAL [27]. One benefit of using the BDI framework is that it makes agent behavior intelligible to end users and stakeholders. By committing to specific courses of action or intentions, BDI agents enhance user understanding and predictability of actions [1, 5, 19, 21, 25, 31, 34, 67, 75, 86].

Though BDI-inspired agents have enabled automatic decisions, making decisions in AR requires a different type of intelligent and realistic behavior. The environment for AR applications involves complex real-world dynamics, such as egocentric video, audio, and gestural inputs [4]. The users' interaction goals, physical actions, and surrounding context (e.g., objects, tools, interaction agents) further increase the difficulty of providing in-time assistance [53].

Although the BDI framework has not yet been applied to AR, our work draws inspiration from the philosophy and design of prior BDI-based systems to enhance AR assistance. With recent advancements in large language models (LLMs), BDI-driven agents present a promising direction [5], as LLMs can naturally serve as interpreters and reasoning machines, bridging language and text within the BDI framework.

2.4 User Modelling in Human-AI Collaboration

Modelling the user state is a long-standing problem in HCI [3, 58]. Previous research focuses on the user goal and intent [92], Expertise modeling to support adaptive computing systems [87], and the study of the memory of the user for AR/MR-specific research [26, 84]. The BDI model, a commonly accepted psychological framework [24, 49], becomes crucial in the emergent human-AI collaboration, necessitating a better model of the user state [43]. Existing research, however, focuses on the user's intention and goal and seldom addresses the user's knowledge or belief [23, 47, 89, 90]. Furthermore, there's a lack of distinction between high-level goals (desires) and immediate goals (intents) [37]. Hence, we propose a general model for the user state, amalgamating belief, desire, and intent.

3 Formative Study 1: Design with Professional AR Designers

We first conduct a formative study to explore the problem space and potential benefits of proactive AR assistance. The study begins with a semi-structured interview on participants' background knowledge, followed by four different interaction scenarios that are common everyday AR tasks shown to participants for design feedback. A final apparatus combining participants' design feedback is created for later study.

3.1 Participants

Using email and snowball sampling, we recruited six professional AR designers (three female and three male, age: $\bar{x} = 30$). Since we want to collect insights from experienced individuals, all participants are professional AR designers currently working in companies with at least three years of experience developing AR applications and who have experience creating AR applications for real-world guiding tasks. Participants are paid \$30 per hour.

3.2 Task Design

The study contains two sessions: a semi-structured interview and a task to design AR assistance for four everyday scenarios. Each participant was asked to design two out of the four scenarios, ensuring a balanced distribution across scenarios. As a result, each scenario was designed by three different participants.

In the first session, we asked participants about their prior working experience with AR assistants, the challenges they faced in creating them, potential benefits, and applications in everyday settings. We further collected their responses on insights, potential benefits, and use scenarios of proactive assistants.

In the second session, designers were asked to design AR assistants for two everyday scenarios. The scenarios were assigned in a pre-determined order to balance the total number of designs. Since these scenarios are in everyday settings,

we use WikiHow¹ to obtain detailed, step-by-step instructions as the **task’s background information** for participants. The tasks have an average of 7 steps, but participants can add additional substeps if needed. We take screenshots and videos using Hololense 2 following the obtained instructions. We use them as visual guidance to demonstrate the **task’s interaction context**. The tasks are presented to participants as digital forms containing the above information, and participants are asked to design: 1) if guidance is needed for the current step; 2) guidance appearing timing and duration; 3) modality of guidance; 4) content of guidance. The above questions focus on the questions of “if”, “when”, “how”, and “what” in AR guidance, which are common ways to guide users in the literature and current practice[*todo*].

3.3 Procedure

Since participants reside globally, the experiment was conducted remotely via Zoom after obtaining their informed consent. Participants were first asked to introduce their background, describe their daily work, and discuss projects related to AR guidance. We further inquired about their insights into the advantages and disadvantages of AR guidance, including challenges faced during development and by end users. Finally, we presented the concept of proactive AR guidance and solicited their opinions on potential challenges, applications, and feasibility.

After the semi-structured interviews, participants received digital forms containing materials to design AR guidance for their assigned tasks, including textual descriptions, corresponding images, and videos. During this phase, participants were introduced to the process outlined in the previous paragraph. The experimenters addressed any questions participants raised via Zoom.

On average, the study’s first session lasted approximately 28 minutes ($\bar{x} = 28$), while the second session took around 60 minutes ($\bar{x} = 60$). The entire experiment lasted about 1.5 hours. All participants successfully completed the design task, resulting in the creation of four AR task designs.

3.4 Results

3.4.1 Interview result.

Benefits of AR Assistance. The experimenters found AR guidance particularly beneficial in providing real-time, contextual information that enhances both the user’s awareness and decision-making in physical environments. A key advantage of AR is its ability to **reveal forgotten or overlooked information**. For instance, E1 emphasized that “*I find that AR assistance most useful when it helps the user realize something they might not know... they might forget about an object, or are not aware that this object could be used in this situation... then (with AR guidance) they have this Eureka moment.*” The “Eureka moment” refers to the moments where users suddenly realize the utility of objects or actions they hadn’t considered. This function is especially useful in spatial tasks, as mentioned by E2 and E3. E2 highlighted that by overlaying visual cues such as arrows or animations directly onto the environment, AR can help the user better understand complex electrical circuits. E3 stated that “*in tasks with spatially sensitive movements...AR is a proper medium because users can intuitively know what they need to do.*” E3 further introduced that the users received spatially positioned guidance on turning knobs or pressing buttons in a machine operation task, which was more intuitive than traditional 2D instructions. Additionally, E4 stated that AR **reduced interaction costs**, particularly for tasks that require high-frequency operations, and enabled hands-free operations, making it highly valuable in scenarios like cooking. The first-person perspective offered by AR also aids in better comprehension of instructions, as mentioned by E7, especially for individuals with limited experience, such as students in laboratory settings.

¹<https://www.wikihow.com/>

Challenges of AR Assistance. The interview revealed several key challenges in designing AR assistance. One major challenge is the **difficulty of generalizing AR content to fit diverse contexts**, as AR designers often create designs based on their assumptions about the user’s environment. However, users may interact with objects that fall outside these initial assumptions. As E1 noted, “*It’s hard to cover all the edge cases of what a person might have... I assume they’re in an indoor space, but that might not be the case,*” highlighting the complexity of accommodating varied environments. Another challenge, as E5 noted, is the **lack of a standardized approach in the expansive interaction design space**, especially compared to traditional 2D interaction. E3 pointed out the difficulty in creating 3D visual assets from scratch, further complicating the process. Additionally, **designing effective assistance that accurately aligns with user actions and intentions** remains problematic. Both E3 and E4 noted the difficulty in defining an accurate mapping between user actions and AR responses. E4 emphasized that misinterpreting user behavior can result in irrelevant or unhelpful guidance. For example, recommending a taxi when the user merely intends to walk. E3 also emphasized the difficulty faced by task experts without engineering expertise, stating, “*Suppose I am a designer and I know nothing about coding, but I still want to make AR assistance for users, how should I do that?*” Finally, E6 highlighted that current designs often **fail to account for users’ prior experiences with AR**, which could hinder novices from gaining an immersive experience in spatial interactions.

Benefits of Proactive AR Assistance. The experts highlighted several benefits of Proactive AR assistance from both the AR developers and users point of view.

For AR Developers: First of all, E1, E2, and E6 agreed that proactive assistance could tremendously **reduces development time and increases efficiency**. For instance, E2 remarked, “*We will definitely see a huge improvement in the efficiency of the content creation through this auto-generation process.*” Similarly, E1 noted that automatically assist user can simplify tasks such as adding labels, recognizing objects, and generating guidance. She continued to offer an example of a cooking app where such automation would be particularly useful in identifying ingredients or suggesting cooking steps.

Both E1 and E3 highlighted how **automatic AR design could generalize across different domains**. According to E1, “*If we have a pipeline... using computer vision, it would save a lot of time... could have a universal pipeline to create guidance.*” Moreover, E3 pointed out that proactive AR assistance may be adapt as authoring tools like spatial programming and program-by-demonstration, increasing the accessibility for non-developer experts. E4, E5, and E6 envision the potential of the automatic design process as **provide proactive guidance**. E4 pointed out that such assistance anticipates the user’s intentions and the environment to provide accurate guidance. E6 added that they could be used to detect errors in gestures and automatically provide corrective guidance.

For users:, designers pointed that proactive assistance may help avoid information overload. E5 emphasized that automatic detection of user intent could help avoid information overload by presenting only relevant information. It may also gain trust from users since the proactive assistances make the user think that they understand.

Challenges of Proactive AR Assistance Design. Key challenges of automatic AR design center on scalability and user understanding. E1 highlighted the need for a universal system that can operate across different devices and domains. However, as E3 elaborated, **scalability** remains a significant hurdle because AR systems require domain-specific knowledge to provide effective guidance. As E3 noted, “*Scalability is the main issue... AR systems must lie in a specific domain, and it’s hard to do this for every domain.*” E6 added that the automatic system must be adept at managing unforeseen situations, which require a deep understanding of the task at hand. Even with the help of large language models, further training and customization of the tasks were necessary. Experts E2, E4, E5, and E6 also emphasized the

Modality	Detailed Assistance Type	Content
text	text	overview; instruction information; reminder
visuals	animations	instruction
	image	instruction
	arrows	location; interaction point
	progress bar	check progress
audio	checkpoint cue	step completion; warning
	sound cue	step completion; warning
	voice	instruction
gadget	timer	count time

Table 1. Types of assistance provided across different modalities suggested by AR design experts.

difficulty of accurately detecting user intentions. E5 highlighted the limited field of view in AR headsets and the low accuracy of detection algorithms in real-world environments, as she noted “*Sometimes, the system might trigger guidance when the user doesn’t need it, which could lead to confusion.*” Similarly, E4 discussed how AR software in the industry struggled to fully understand complex user environments and actions in real-time. Furthermore, E2 mentioned that such automation can also confuse users due to its lack of self-explanatory features. E2 stated that “*if (the system is) fully automatic, you need the system to have some type of feedback. Automation without feedback may confuse the user.*”

Finally, E6 stressed the need to **balance general advice with task-specific solutions.** AR systems must remain relevant to the user’s current task, offering guidance that is both practical and actionable. E5 also stated the challenge to balance the initiative of the user and the system. As she remarked, “*Finding the balance between system flexibility and the control it gives users is a challenge.*”

3.4.2 Design result. Designers opted to display appropriate content at the right time. For each step, AR professionals designed the relevant assistance. The designers used user-centered and object-centered strategies to determine **when** to assist. The user-centered strategy relies on the user’s actions. For example, one designer created the instructions to show up when the user gets stuck in the step or when the user shows intention. The object-centered relies on an object’s status. For example, one expert designed a reminder to change the mop pad when the old pad is dirty in the room cleaning task. Some designers created instructions to show up when the user finishes the last step and when something unexpected happens. They also designed a success cue when the user complete the step.

The expert-designed assistance expands multiple modalities, including text, visuals, audio, and another tool. Notably, the experts tended to choose a certain type of modality (“how”) for different contents (“what”). Table 1 shows an overview of the assistance modality and content. Text assistance is usually used to show an overview of the step, detailed sub-steps in the step, information about the object, or a gentle reminder. The visuals designed by the expert can be classified into visual overlays (e.g., arrows, progress bar, checkpoint cue), images, and animations. The arrows and other visual highlights are used to indicate the locations or interaction points of the objects. The progress bar is designed for the progress check for the user. The image and animation can illustrate the detailed instructions. The checkpoint cue is designed to show the user step completion or warning. The audio assistance can create a timely warning, step-by-step guidance, or a success cue. The timer is designed to count time for time-sensitive steps, for instance, making pour-over coffee.

3.4.3 Wizard of Oz system. We asked the AR professionals to design an apparatus that can be used for later empirical study. Each designer made two AR assistance designs for two tasks. The WoZ contains image, voice, and text-based assistance. The images were sourced from task instructions on WikiHow, and the text and voice guidance were developed based on expert designs and WikiHow instructions. In total, AR designers created each task three times. We combined similar timing, modality, and content to form one final AR assistance per task. We then implement these AR assistances in Unity and employ a wizard-of-oz to trigger the assistance timely and accurate via wireless keyboard control. To visualize highlights, we overdraw visuals about interaction points, task locations, and the quantities of materials directly on static images. The animations were simplified by concatenating multiple images to offer step-by-step guidance. The resulting system is video-recorded over Microsoft HoloLens and sent back to AR professionals for recognition. All designers agree with how each step is implemented after any discrepancies are resolved through either clarification or modification to the apparatus.

4 Formative Study 2: Co-Design With the Psychological and HCI Experts

To build an automated AR assistance that proactively provides user assistive information (instructions or tips) and understands the current task, we recruited six experts from computer science and psychology (E1-6) to spur discussions for potential solutions over two sessions of dyadic interviews. The study is focused on **how to design** the system by asking the experts to discuss **factors** that construct a proactive assistance system. We paired experts with complementary backgrounds to form three groups (Groups A, B, and C) as table 2 shows. Their ideas and design decisions are then formed as design findings that motivate our system implementations.

4.1 Dyadic Interviews

We conduct two sessions of dyadic interviews where two experts of complementary backgrounds were grouped to discuss the solutions to the presented challenges. Dyadic interviews allow two participants to co-work towards open-ended questions [64]. This setup let us understand how to design the proacting AR assistance from interaction and user modeling.

4.2 Challenges

Based on the findings from professional AR designers in the previous formative study, we further performed a round of literature survey by searching *AR assistance*, *embodied assistant*, and *immersive assistant* on Google Scholar and ACM DL. We filter out the unrelated papers and derive the *design challenges* from the filtered paper collection. Two authors separately reviewed these papers and coded the key challenges from them. In total, we found 25 common challenges and grouped them by themes, following the concepts from thematic analysis [10].

4.2.1 C1: Triggering assistance at right time is challenging. The AR assistance needs to be triggered at the proper time during AR interaction. Improper timing strategy may disappoint the users and reduce the user’s trust [40]. For example, when the user is occupied or under stress, frequent displaying of AR assistance may further increase the user’s stress. Current proactive assistants regulate the timing using the user’s intent and actions [79], or using fixed intervals to display assistance periodically. However, these methods do not consider the user’s goal and lead to sub-optimal performance.

4.2.2 C2: Reusability and scalability in AR assistance is a problem. Most of the existing AR assistance systems are designed as ad-hoc solutions, where the forms of assistance (image, text, and voice) are developed individually [60, 66, 71]

Expert	Background	Gender	Group
E1	HCI	M	A
E2	Psychology	F	A
E3	Computer Vision & Psychology	F	B
E4	Psychology	M	B
E5	HCI	M	C
E6	Psychology	M	C

Table 2. Expert background in the co-design. We paired one computer science expert with one psychology expert per each group. In total three groups participated the co-design.

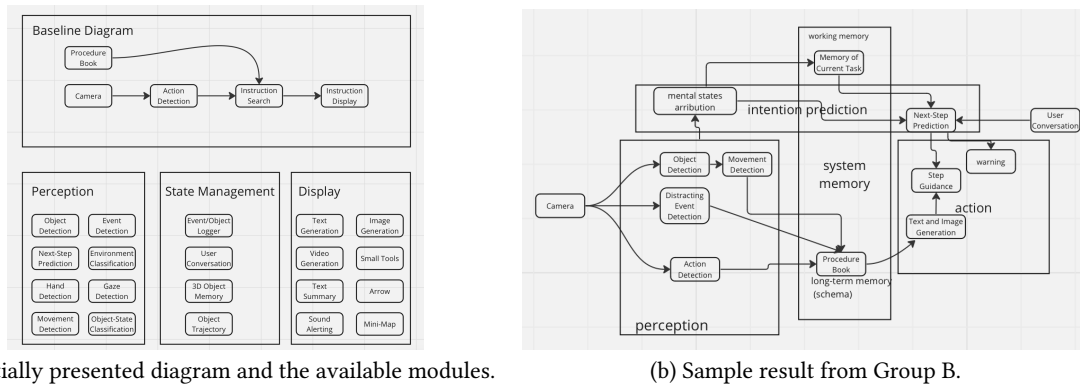


Fig. 2. Participatory design in the first session. The experts need to collaborate on creating a desired assistant framework based on the provided baseline diagram. At the bottom of figure (a), the experts can find the system components for perception.

and re-adapt to later use. This is because each interaction scenario is different; thus, contextual information is required. Designers often need to modify their designs during development, resulting in unnecessary slowdowns.

4.2.3 C3: Task interruption and Multi-task tracking is difficult. Users handling multiple tasks at once is common in everyday life but challenging for AR assistance [?]. If the assistance cannot respond correctly following the user's immediate task switching or pausing, the interaction efficacy will be affected, resulting in users not trusting the assistive system [57, 95]. However, existing technologies that can provide proactive AR assistance are limited in reasoning the current task in a multi-task setting.

4.3 First session: participatory design

To formalize **how do we design a proactive system** capable of determining what to show users for task completion, we first present the background knowledge of AR assistance, modalities, applications, and challenges described in Sec 4.2. During the presentation, we clarified any concerns experts raised. At the end of the presentation, each dyadic group is asked to discuss 1) what the system needs to know to act proactively, 2) what kind of features the system needs to have, and 3) whether user modeling would be helpful, and 4) how do we mitigate the known challenges?

After a 50-minute open-ended discussion, we provided them with a list of commonly used tracking, computer perception, contextual understanding, and display technologies and introduced their functions (Fig 2). Based on the

discussion, the dyadic group can add more categories or functions to this list if they find it theoretically useful for proactive assistance. Their modified lists are illustrated in Miro ².

4.4 Second session: design for implementation

The second session involved reconvening the same groups of experts for dyadic interviews. Initially, we presented the outcomes of the first session alongside our synthesized framework, seeking confirmation that it accurately reflected their initial ideas. This was followed by an open discussion where the experts delved into the framework’s details and made adjustments to refine it further. This session, which lasted approximately one hour for each of the three groups of experts, was essential for finalizing the design framework for the AR assistant.

4.5 Data Collection

We screen-recorded both the discussions and the participatory design sessions. The audio from these recordings was then transcribed into text using Zoom’s auto-transcription feature. Two co-authors independently analyzed the video recordings and transcribed text, coding the findings into similar insights. The insights are then combined into the following findings, and discrepancies are resolved through discussion.

4.6 Key Findings

- [KI1] BDI may be beneficial for building AR assistants. During the discussions, all three psychology experts (E2, E4, and E6) brought up the importance of considering **What the user sees and understands in the surroundings** when discussing C1. For instance, E4 emphasized, “... *it is important to model the human’s mental space, so we can adjust the AR (assistance’s) timing.*” E4 further introduced the *belief-desire-intention* model, describing it as a well-established cognitive model for understanding human behavior and could be used towards proactive assistance. E2 emphasized the importance of providing this feedback loop to ensure the assistant correctly understands the user’s goals, thus enhancing the effectiveness of the multi-task AR assistant.
- [KI2] User intention can bias the guidance type and content and it reveals the user’s immediate and concrete goal. Group A and Group C recognized the importance of understanding user intention (i.e., immediate step in a task performance). In the participatory design, both groups included next-step prediction as an essential system design component. Additionally, E1 stated, “*We can understand the attention (and the intended action) of users; for example, during the cooking, his attention is on doing something not important (and we can drag his attention back to the correct step).*” E6 mentioned a series of possible functions for inferring short-term memory based on the egocentric view, which E5 opposed, highlighting that current computer vision methods cannot do this reliably. As a result, new methods are required to infer user’s intention.
- [KI3] High-level goals, or desire, improves the transparency in the task switching, or Multi-tasking. E1 and E2 agreed that to support multi-tasking effectively, it is necessary for users to view the assistant’s inferred task or desire. This idea aligns with the BDI model, as mentioned by E2. We further validated this concept with E1-3 and confirmed their proposed ideas were consistent. We also shared the concept with E5 and E6, and they agreed it is crucial for multi-task assistance design.
- [KI4] Modern AI models enable new opportunities in understanding the context, environment, objects, and actions in an image. E5 has extensive experience in traditional computer vision models and expressed concerns that

²<https://miro.com>

current computer vision models may not be sufficient due to the inaccuracy of action and intent prediction. Even if users' intention (i.e., immediate goals) can be detected, predicted intent cannot be fully used because these models often lack the ability to handle complex scenarios or make accurate decisions based on intent predictions. E1, who has significant experience in large language model (LLM) development, suggested that multi-modal LLMs like GPT-4V could offer a solution because of their advanced reasoning capabilities. Given the strong outcomes of current multimodal LLMs, exploring on efficiently prompting them may help to better detect context, environment, objects, and actions with its strong reasonings.

5 Design Requirements

Summarizing the key findings the aforementioned formative study, we propose the design requirements for proactive AR assistance.

- [D1] BDI model can be used (K1) in deciding the timing and content of the assistant. Ideas from the belief component help the assistant filter the duplicated and unnecessary assistants while consideration of desire adds the importance of the current task.
- [D2] Proactively, AR assistance should provide multi-modal, multi-task assistance based on the user's current intention. The assistance should guide the intended task step with auxiliary support to enhance the user's capability for completing the task; and the user should be able to exit and entry any other tasks during the task performance [K12].
- [D3] AR assistants should communicate the system state to the user to ensure transparency and interpretability [K13]. Due to the intricate complexity of the physical space, predicting assistance for physical tasks is non-trivial, and users may lose trust in the AR assistant if unexpected conditions occur. Providing the immediate reasoning paths leading to the final assistance is beneficial for users to understand the system status and maintain trust.
- [D4] LLMs are useful to actively perceive the environment, model the user's action status track the task using the implemented BDI model, and select appropriate assistance [K14].

6 Satori System

In this section, we present the design of our proposed Satori system, guided by the design requirements summarized above. Satori is a proactive AR assistant that implements the BDI model to provide multimodal assistance at the appropriate time, using the multi-modal LLM and an ensemble of vision models. We first adapt the BDI model for the AR domain and describe our implementation for predicting the BDI model in Satori. Next, we detail the implementations for timing prediction and assistance prediction. Among the modalities of assistance, image generation is the most important and nuanced. Therefore, we propose a novel image generation pipeline based on DALLE-3 and a customizable prompting method. Finally, we describe our interface and interaction design, which enhances the affordance and interpretability of the assistant.

6.1 Implementing BDI model for AR Assistance

To fulfill [D1], we need to align the BDI model with the constraints and affordances of AR-mediated tasks. To do so, we must account for the unique characteristics of AR technology, including limited field of view, real-time environmental mapping, and the blend of physical and digital information.

6.1.1 Belief. Human *belief* is a complex psycho-neural function integrally connected with memory and cognition [56, 68]. Precise modeling of human belief within the constraints of AR technology is not feasible without access to human neural signals. For AR assistance, primary information sources are visual perception and user communication. We propose a two-fold method from capturing **scenes and objects** from visual input, and **past action history** from user communication, to approximate the user’s belief state within AR constraints.

Scenes provide information on the user’s current task context and potential shifts in their desires and intentions. For example, when the user looks at task-unrelated areas, the assistant can reduce assistance to avoid distraction. We represent the scene by the label predicted by the image classification model.

Object information helps users to locate and interact with relevant objects. We use two different models for object detection. A Detr model [13] to detect objects in the scene in zero-shot [13]; and LLaVA model to detect objects that are being held/touched/moved by human hands while prompting it to “*detect the objects interacting with the human hands*” [54]. We did not use the object detection models in this case because these models are trained to predict a fixed set of labels, limiting the generalizability.

Action and assistant history enables non-repeating guidance; for repeated actions, the system progresses from detailed visual guides to concise text instructions, reducing cognitive load as the user gains familiarity. This history contains a log of user interactions and the AR assistant responses, such as both the type of assistance provided and descriptions of each instance. This log serves as a reference to determine whether the user has previously encountered specific assistance. Utilizing this historical data aids in accurately inferring the user’s expectations regarding the type of support they receive, allowing for more tailored and effective assistance in future interactions.

6.1.2 Desire. *Desire* represents the user’s high-level goals, such as cleaning a room or organizing a shelf. We infer the user’s desire using a standalone LLM agent, which analyzes the current camera frame and supports voice interaction with the user. Voice interaction allows the user to provide feedback on the predicted desire, and the transcribed text can then be used by the LLM agent to adjust the desire prediction.

6.1.3 Intention. *Intention* refers to the user’s immediate, low-level actions, such as grabbing a broom to sweep. It focuses on specific steps contributing to broader goals. Recognizing intent is crucial for providing action-oriented AR assistance. We infer intention primarily through perceptual information (**[D1]**), including visual cues and user interactions with objects. Voice commands serve as a secondary source. The system compares the intention with a desire to detect potential user errors.

6.1.4 Intention forecasting. To predict user intentions, we propose using a multi-modal LLM to forecast upcoming user intentions. Intention forecasting is inherently challenging due to the vast range of potential future actions and the ambiguous nature of user goals. Predicting intentions between humans is difficult, and similarly, prior experiments show that current action forecasting models struggle in our scenario due to misalignment with the label set. We constrain the forecasting process by incorporating user desire, which helps narrow down the range of possible future intentions. By setting a specific desire in Sec. 6.1.2, the search space for the next intention is significantly reduced. We then prompt the LLM to predict the intention within this constrained context **[D4]**. This prediction process follows a search-and-reflect framework consisting of three stages:

- (1) **Analysis Stage:** The LLM first analyzes the current desired task and its corresponding task plan. This involves understanding the user’s goal and breaking it down into actionable steps, thereby establishing a foundation for anticipating the next actions.

- (2) **Prediction Stage:** Based on the current action and the established task plan, the LLM determines the next plausible steps. This involves leveraging contextual cues and understanding typical sequences of actions related to the current task.
- (3) **Reflection Stage:** The LLM evaluates the feasibility of the predicted next steps by considering the available objects and tools in the scene. Actions that require missing or unavailable objects are eliminated, ensuring that only viable actions are suggested. This filtering helps refine the prediction further by aligning it with the actual scene context, reducing irrelevant or impossible options.

6.2 BDI-Driven Timing Prediction

The assistance timing is basically determined by the occurrence of user intention. When the intention is detected, the corresponding assistance should be generated and presented. However, the user may be distracted in the real scenario. Therefore, a delayed assistance mechanism is implemented based on the user’s perceived scene captured by the ego-centric camera. To implement, we use a combination of intention forecasting and Early forecasting mechanisms. In a standard pipeline, intention forecasting begins only after the previous action is completed. This approach can negatively impact user experience due to the latency, requiring users to wait for the pipeline to finish processing. To address this issue, we propose an early forecasting mechanism. While the intention forecasting pipeline runs and caches continuously, a parallel process early forecasting mechanism detects when an action is completed. Once the action is detected as finished, the cached intention and the corresponding assistance are immediately displayed. This way the user no longer has to wait for the intention forecasting pipeline to complete, which is normally high in latency.

6.2.1 Early forecasting mechanism with action finish detection. This pipeline aims to minimize waiting times, providing a more seamless and responsive interaction. It allows the AR assistance to proactively anticipate user needs and deliver timely guidance as soon as an action is completed, rather than waiting for the forecasting process to begin afterward. Unlike conventional action recognition or temporal grounding tasks, action completion detection lacks pre-trained models or large-scale datasets. To address this, we use the zero-shot learning capabilities of vision-language models and propose an ensemble-based approach to balance latency and effectiveness in predicting the next action.

Implementation: We use an in-step checkpoint to predict the action finish detection. We use checkpoints to mark where a user successfully finishes steps progress toward task completion. These checkpoints are derived from various cues, such as action detection results, object states, and hand-object interaction states. A task planner (formulated as boolean statements) is used to generate these checkpoints.

To see if a checkpoint is reached, we ensemble the local image captioning model BLIP-2 [51] with the online GPT-4V model. Since the BLIP-2 model has lower accuracy, its predictions require double confirmation to be considered reliable, while the GPT-4V model is inherently trusted. This ensemble strategy optimizes the performance of action completion detection by leveraging the strengths of both models, ensuring more accurate and timely assistance in the AR environment.

6.3 Multi-Modal Assistance Prediction

6.3.1 Assistance design. AR assistance can come in different modalities such as sound, text, image, etc [D2]. Each has different functions and should be used depending on the scene context and users’ actions. For that, we implement:

- (1) **Textual assistance:** is essential for guiding users toward their desired outcomes. We use white text on a black, transparent container to ensure readability.

- (2) **Tool and object utility visualization:** For tasks involving tools visual cues can aid proper handling and support operation tailored to the task context. We focus on automatically generating a single image using DALLE-3 model to represent action and objects with illustration styles. For more complex actions, we also employ multiple images as an alternative. We elaborated the design and implementation in Sec 6.4 .
- (3) **Timer:** For tasks requiring specific timing (e.g., boiling water, monitoring reactions), timer offers a way to count. We implement a timer in AR to proactively counting time for users during time-related tasks.

6.3.2 *Inferring modality.* Given the predicted intention, the AR assistance should infer assistance modalities. For example, a cook chopping carrots while waiting for water to boil involves multiple components: time management (monitoring boiling time), and tool utilization (using a knife, water pitcher, etc.). The AR assistant can then provide targeted assistance for each of these components. This component-based approach enhances the scalability and adaptability of the AR assistance system. By reusing assistance strategies for tasks that share similar intention components, the system improves efficiency and consistency in delivering guidance.

6.3.3 *Regulating assistance content.* To avoid increasing task load and reading time, the assistant omits image-based assistance if similar content has already been displayed in recent interactions. When an object is present in the user’s belief state, an indicator showing the object’s location in the scene is provided. By aligning generated image assistance with the user’s scene context, the system enhances user engagement. The assistance images should incorporate scene information and be consistent with the current belief state.

6.4 Image Assistance Generation

Image assistance aims to provide clear and straightforward instructions for tool usage. Image assistance is generated using the DALLE-3 model to flexibly adapt to current user states and contexts [55].

Clarity and conciseness are prioritized in the design of each image. Avoiding any unnecessary details that might confuse or overwhelm the user is important. Second, **consistent formatting** needs to be maintained throughout all images. The similar design style reduces cognitive load and helps users quickly grasp the instructions without needing to adapt to a new format.

Additionally, some images are **action-oriented**, with directions explicitly demonstrated through the arrows to guide the user step by step. This visual cue enhances comprehension by focusing the user’s attention on the required actions.

Lastly, an **immersive experience** is emphasized by ensuring that the objects depicted in the images are consistent with those in the user’s real-world environment. This consistency aligns with the user’s belief state [D1], allowing for a more seamless and intuitive interaction between the system and the physical task at hand.

6.4.1 *Prompt template with modifier.* We have developed a prompt template and an associated modifier taxonomy using the above design consideration. The prompt template is structured to encapsulate all necessary elements of an instructional image in a standardized format:

```
[Object][Attributes][Action].[Indicator][Attributes][Direction].[Background].[Style Modifier].
[Quality Booster]
```

Each element in the prompt template, detailed in Table 3, is associated with a specific modifier to refine its description. The basic prompt includes *Object* and *Action* modifiers, which depict the action and the targeted object within the assistance image. The *Attribute* modifier incorporates real-world attributes such as color, shape, and materials of the objects, enhancing task immersion and operational accuracy. Additionally, *Indicator* modifiers, such as arrows, and

Modifier	Description	Example
Object	Denotes the main object or the tool	button
Indicator	Graphic element that points out specific parts or directions	arrow
Attribute	Attributes of objects or indicators, such as shape and color	red
Action	Specifies the action being performed by the object	press
Direction	Clarifies the direction in which the action or attention is guided	pointing to right
Background	Specifies the absence or presence of a background	no background
Style Modifier	Dictates the artistic style of the illustration	instructional illustration
Quality Booster	Enhancements that improve the overall clarity and effectiveness	accuracy

Table 3. Taxonomy of image assistance generation prompt modifiers.

Direction modifiers explicitly highlight the action direction or focal points for user attention. The *Background* modifier removes unnecessary details, clarifying the image. The *Style Modifier* governs the aesthetic of the image; we choose to apply the "flat, instructional illustration" style based on feedback from experiments, ensuring that the visuals maintain a consistent appearance. Lastly, the *Quality Booster* enhances image quality with descriptors such as "accurate" and "concise," further ensuring clarity and effectiveness in the visual assistance provided.

6.4.2 Examples. We present two examples of image assistance generation to demonstrate the effectiveness of our template, as shown Fig.3. Please refer to the supplementary materials for details.




Fig. 3. Comparison of naively generated image from GPT model (i.e., Raw) with our proposed prompt (i.e., Ours). (a) "One hand presses a white button on a white espresso machine. A large red arrow points to the button. No background, in the style of flat, instructional illustrations. Accurate, concise, comfortable color style." (b) "One hand presses a white button on a white espresso machine." (c) "Cut stem of a red flower up from bottom, with white scissors at 45 degrees. One big red arrow pointing to bottom of the flower stem. In the style of flat, instructional illustrations. No background. Accurate, concise, comfortable color style." (d) "Cut stem of a red flower up from bottom with white scissors at 45 degrees."

6.4.3 Implementing image assistance generation. We propose using Dalle-3 to generate visual illustrations. The image generation pipeline receives an initial prompt input, which includes the user's next-step intention and a list of key objects, from the guidance generation pipeline. The pipeline finalizes the prompt by integrating the information with modifier, as outlined in the prompt template. For generating multiple images to support complex illustrations, we first decompose the user's next-step intention, if applicable, and then form the final prompts, which are sent to the Dalle-3 model in parallel.



(a) Interface with belief and desire state display. (b) Interface with task assistance confirmation displayed on top.

Fig. 4. The interface displays the user's belief and desire states, action completion feedback, and assistance content. In this example, the user is connecting a game console to the monitor. The interface accurately represents the belief state as "Switch dock" and the desired state as "Connect Switch." The action checkpoint indicates that the current step is completed. (b) A task assistance confirmation appears when the system detects step completion. The confirmation prompts the user, asking if they are about to use a coffee filter and whether they need image assistance.

6.5 Interface and Interaction Design

6.5.1 Interface design. As shown in Figure 4, the Satori interface displays the current assistance and the related BDI states. At the top of the interface, Satori presents the desired task (e.g., *Connect Switch* in the example) and the in-belief object indicator (e.g., *Switch deck*), as shown in Figure 4(a). These BDI states help users understand and track the assistant's state, aligning with design requirement [D3]. The in-belief object indicator shows the relative position of the object that the user needs to interact with. The arrow indicates the relative position of the object relative to the user. The object is detected in advance and stored in the modeled belief state, which is an in-memory program variable. The object will change based on the user's intention, and its location will be updated based on object detection results. In the center of the interface, as shown in Figure 4(a), are the in-step checkpoints described in Sec. 6.2.1. These checkpoints help users track the progress of the current step of the task, thereby improving the interpretability of the model's predictions. Users can control the checkpoints manually, and when all checkpoints are reached (represented by green check symbols in the example), the AR assistant will display the next guidance step.

6.5.2 Interaction design. In the Satori system, we support multiple interactions for the user to feedback on the model prediction and adjust the system states. The voice interaction is used to convey the user's intention and desire directly. The AR assistant can adjust the BDI states based on the transcribed text. Satori presents the next assistance when the current action is detected to be finished. In the early version of the system, we found that users could be overwhelmed when the action state changed abruptly. Therefore, it is necessary to display a confirmation panel asking whether the system's intention prediction matches the user's intention, as shown in Fig.4. Moreover, when a user's desired task involves multiple steps (especially when the number of steps exceeds five), errors in the earlier steps may propagate to later steps without human correction. For example, in making coffee, if the assistant fails to detect that the coffee beans have been ground, it may continue prompting the user to grind the beans. To address this, we allow users to manually control the assistant and provide feedback on the current prediction. When new assistance is displayed, the user must confirm whether it matches their needs, as shown in Fig. 4(b) (*Looks you are going to open a coffee filter and place it in the brewer...*). For accessibility, we provide an option for audio output through button control.

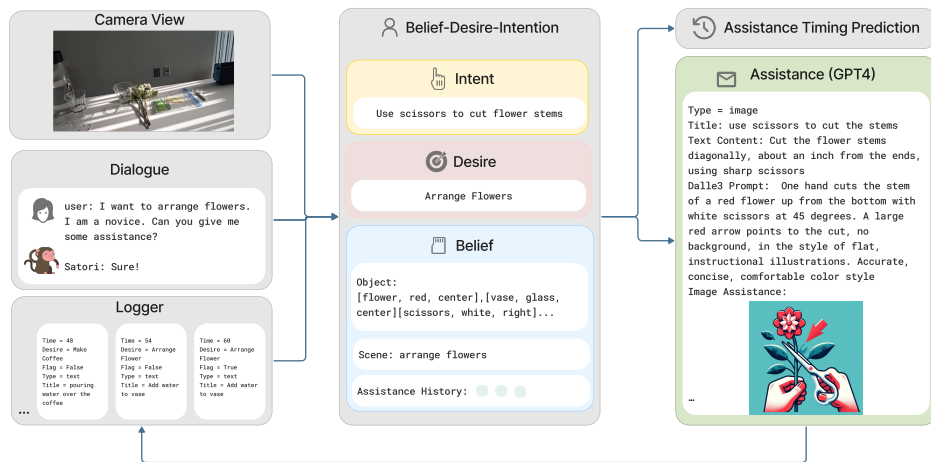


Fig. 5. Overview of BDI user model. The input is the camera’s view, the dialogue (the voice communication between the user and the GPT model), and the historical logger (prior Assistance already happened). The flowchart displays how each input is transferred to the corresponding components in the BDI model. The last layer of the model contains how the parameters in the Assistance is affected by the BDI model, for example, the *Belief* component would affect the timing and frequency of the assistance.

6.6 Other Implementation Details

We implemented the timing prediction and next assistance prediction modules on GPT-4o model. We concat the last four frames and feed OpenAI’s API with the prepared prompt text. The frame is sampled on 1 FPS. We implemented the spatial object belief by using the OWL-ViT model [63], which is the zero-shot object detection model. The scene belief is implemented with the zero-shot image recognition model CLIP model [72]. The action history belief is preserved by an array recording the data. We implemented our interface on Unity with MRTK framework. We stream the HoloLens video stream to a streaming server, where the different downstream ML modules are triggered by the streams of data and then run parallel.

6.6.1 Prompt techniques. We enhance the reasoning capabilities of the LLM components by applying the Chain-of-Thought (CoT) technique along with in-context examples [88]. CoT reasoning allows the model to deliver assistance in a structured manner by sequentially following logical steps. By conceptualizing the BDI model as a series of thoughts, the model can systematically produce the appropriate assistance. To facilitate CoT, we encode the concepts in the BDI model and formalize the output using XML format. Each thought in the process is marked with a hashtag, enabling the model to decompose complex tasks into manageable steps, thereby improving the accuracy and relevance of the provided assistance.

7 Evaluation

We evaluate Satori prototype through an open-ended exploratory study, focusing on the following research questions:

- (1) Can Satori provide the correct assistant content at the right *timing*?
- (2) Can Satori provide *comprehensible and effective* guidance?
- (3) How does our proposed system guide users compared to guidance made by professional AR experts?




Fig. 6. Study procedures. (a) The participant is assembling a mop during the task room cleaning, following Satori system. (b) The participant is connecting a HDMI cable to a Nintendo Switch dock during the task connecting Nintendo Switch, following Satori system. (c) The participant is preparing a filter during the task of making coffee, following WoZ system. (d) The participant is trimming flower stems during the task of arranging flowers, following WoZ system.

7.1 Conditions

Participants were presented with two conditions, Wizard-of-OZ (WoZ) and Satori, respectively. They completed both conditions in a counterbalanced order to control for sequencing effects. The tasks (indexed as 1, 2, 3, and 4) and conditions were presented in a counterbalanced order to mitigate the learning effects.

7.2 Study Procedure

7.2.1 Participants. A total of sixteen participants (P01-P16, 11 male, 5 female) were recruited via a university email group and flyer. The average age was 23.8 with the maximum age at 27 and a minimum age at 21. 10/16 participants had the AR experience before the study. Each participant was compensated with a \$30 gift card for their participation. Sickness information was collected from participants both before and after the study, and no sickness was observed following the study.

7.2.2 Apparatus. We used a Microsoft HoloLens 2 headset as the AR device for the study. They use the Satori system described earlier while performing the tasks. The headset connects to a server with a Nvidia 3090 graphics card to fetch real-time results.

7.2.3 Tasks. The study began with a brief tutorial introducing participants to the AR interface of two systems. Afterward, participants were assigned four daily tasks designed to evaluate the guidance provided by both systems. The four tasks were initially sampled from WikiHow³ and subsequently rewritten to ensure a consistent task load across them. Following RQ2, we selected these particular tasks because they represent typical daily activities that are neither too familiar nor too complex for the average user.

- (1) *Arranging Flowers:* Participants arranged a variety of flowers into a vase, testing the system's ability to provide accurate and aesthetic guidance.
- (2) *Connecting Nintendo Switch:* This task involved setting up a Nintendo Switch with a monitor, evaluating the system's technical guidance and troubleshooting support.
- (3) *Room Cleaning:* Participants assembled a mop and a duster, and cleaned the desk and floor, where the AR system suggested assembling instruction and cleaning strategy.
- (4) *Making Coffee:* This task required making coffee using the pour-over method, with the AR assistant providing instructions on tool usage and pouring techniques.

³<https://www.wikihow.com/>

The participants completed the task with the help of WoZ system or Satori system, as shown in Fig.6. After each task completion, participants evaluated their experience using a usability scale and assessed their cognitive load using the NASA Task Load Index. We also conducted a brief, recorded interview, asking participants about the advantages, disadvantages, usefulness, and timeliness of the two systems. The experiments were supervised by the Institutional Review Board (IRB), and all task sessions were video-recorded. These recordings were securely stored on an internal server inaccessible from outside the university. Participant provided consent, and their personal identity was strictly protected. We collected data on participants' well-being both before and after the experiment and observed no significant adverse effects. The duration of the entire study is 2 hours on average. All the participants completed the four tasks using both systems.

7.3 Evaluation Metrics

To assess the performance of Satori and the user experience, we utilized the following evaluation metrics.

7.3.1 Usability scale. To answer RQ1 and RQ2, we used the system usability scale consisting of a series of questions designed to measure the timeliness, ease of use, effectiveness and satisfaction of the AR interface. We designed our questionnaire based on [50] by selecting the usability-related questions and adding some task-specific questions. Final questions included items such as *I think the guidance appeared at the right moment*, *I can easily comprehend the content via the text/audio/image guidance*, *The guidance's content is helpful in completion the task*, *I found that the guidance accurately reflects my task intentions*, and *Overall, I think the system can be beneficial in my everyday life*. In total, there are 11 questions. Responses were collected on a seven-point Likert scale from *strongly disagree* to *strongly agree*, allowing us to quantitatively gauge user satisfaction and system usability. We computed the mean and confidence intervals for each question using the bootstrapping method. Specifically, 1,000 bootstrap samples were generated from the original data set to compute the mean of each sample. The 95% confidence intervals were derived from the percentiles of the bootstrap distribution to provide a robust estimate of the uncertainty around the mean.

7.3.2 NASA task load index. To further answer RQ2, we also used the NASA TLX form consisting of a series of scales to evaluate the cognitive loads. The evaluation includes mental demand, physical demand, temporal demand, performance, effort, and frustration. They are rated within a 100-point range. We calculated the mean and confidence intervals for each question using the bootstrapping technique. In this process, 1,000 bootstrap samples were drawn from the original dataset to estimate the mean for each sample. The 95% confidence intervals were then obtained from the percentiles of the bootstrap distribution, offering a reliable measure of the uncertainty surrounding the mean.

7.4 Data Analysis

For NASA-TLX and usability scale, we first average the measured task loads across the four tasks for each participant under each condition. Then we conduct the Wilcoxon Signed-Rank test on the averaged data to test whether there is a significance in the task loads between the WoZ condition and Satori condition.

7.4.1 Wilcoxon signed-rank one-sided test . Simply verifying that there is no significant difference between Satori and WoZ condition does not ensure that the two conditions are similar. Instead, we aim to test whether Satori is no worse than the WoZ by a predefined margin Δ . To achieve this, we use a one-sided Wilcoxon signed-rank test,

The test defines $D_i = X_{Ai} - X_{Bi}$ as the difference between the scores for each participant i under Conditions S (Satori) and W (WoZ), respectively. The adjusted difference accounting for the margin is given by $D'_i = D_i - \Delta = X_{Ai} - X_{Bi} - \Delta$.

Question	Condition	Mean	95% CI	Vanilla		Non-Inferiority	
				W	p-value	W	p-value
[Q1] I can easily comprehend content via text/audio/image guidance.	Satori	6.25	[6.00, 6.75]	26.500	0.099	89.500	0.001
	WoZ	5.94	[5.25, 6.50]				
[Q2] The guidance's content is helpful in completion the task.	Satori	6.22	[5.75, 6.75]	26.000	0.094	131.000	0.000
	WoZ	5.80	[5.50, 6.50]				
[Q3] I think the guidance appear at the right moment.	Satori	5.97	[6.00, 6.50]	17.500	0.090	125.000	0.001
	WoZ	5.53	[5.00, 6.25]				
[Q4] I found that the guidance accurately reflects my task intentions.	Satori	6.48	[6.00, 7.00]	11.500	0.016	134.500	0.000
	WoZ	5.95	[5.62, 6.50]				
[Q5] The guidance appears at a adequate location.	Satori	6.23	[5.88, 6.75]	15.000	0.032	131.500	0.000
	WoZ	5.66	[5.25, 6.25]				
[Q6] I am able to complete my work quickly using this system.	Satori	6.08	[5.50, 6.62]	30.000	0.273	108.500	0.003
	WoZ	5.75	[5.25, 6.50]				
[Q7] It was easy to learn to use this system.	Satori	6.48	[6.00, 7.00]	22.000	0.179	103.500	0.001
	WoZ	6.06	[5.75, 7.00]				
[Q8] How engaged I am using the system?	Satori	6.16	[5.88, 6.50]	20.500	0.145	109.500	0.002
	WoZ	5.75	[5.38, 6.50]				
[Q9] The system's guidance matches the context.	Satori	6.27	[6.00, 6.75]	32.500	0.357	91.000	0.001
	WoZ	6.05	[5.62, 7.00]				
[Q10] Overall, the system's guidance frequency is suitable.	Satori	6.30	[5.75, 6.75]	30.000	0.156	97.500	0.002
	WoZ	5.92	[5.75, 6.50]				
[Q11] Overall, I think the system can be beneficial in my everyday life.	Satori	5.94	[5.50, 6.50]	30.000	0.277	105.500	0.005
	WoZ	5.58	[5.25, 6.25]				

Table 4. Results for NASA TLX Questions and Non-Inferiority Tests. The table summarizes the mean scores and 95% confidence intervals (CI) for each system (our Satori system and WoZ designed by AR designer) across various user experience questions related to system usability and cognitive load. The “Vanilla” columns provide the Wilcoxon signed-rank test results (W statistic and p-values) for significant differences between systems. The “Non-Inferiority” columns show W statistics and p-values testing if Satori’s performance is non-inferior to WoZ within a set margin. Green-highlighted cells indicate established non-inferiority, suggesting that Satori performs as well as or better than WoZ in user guidance and cognitive demand.

The hypotheses for this non-inferiority test are:

$$H_0 : \text{median}(D') > 0 \quad (\text{A is worse than B by more than } \Delta),$$

$$H_1 : \text{median}(D') \leq 0 \quad (\text{A is no worse than B by at most } \Delta).$$

Similar to the vanilla Wilcoxon signed-rank test, the procedure involves ranking the absolute adjusted differences $|D'_i|$, calculating the sum of ranks for positive (W^+) and negative (W^-) differences, and using the test statistic $W = \min(W^+, W^-)$ to compute a one-sided p-value. This p-value indicates whether we can reject H_0 in favor of H_1 . We chose the margin value $\Delta_{TLX} = 2.5$ for NASA TLX and Δ_{us} for the usability scale as they represent half of the rating interval.

8 User Study Result

8.1 Usability Scale Result

We present the participants’ raw scale data across the different tasks in Figure 8 and processed statistics in Table 4. The usability of Satori was assessed using a series of questions (Q1-Q11) related to the ease of comprehension, helpfulness,

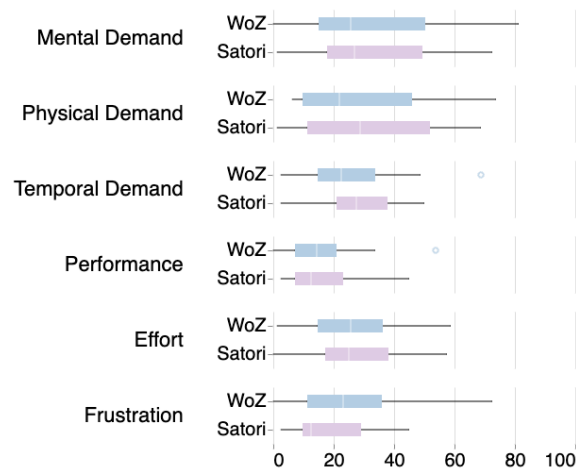


Fig. 7. NASA TLX box plot for WoZ and Satori. The plot illustrates the distribution of cognitive load ratings across six dimensions: Mental Demand, Physical Demand, Temporal Demand, Performance, Effort, and Frustration. Each box represents the interquartile range (IQR) with the median marked by a horizontal line, showing the variability and central tendency of participants' workload ratings for both systems. The comparison highlights differences in perceived workload between the WoZ and Satori conditions, providing insights into the effectiveness and usability of each approach.

timeliness, and overall effectiveness of the system's guidance. For most questions, there was no significant difference between Satori and the WoZ condition, as indicated by p-values above the conventional significance threshold (e.g., Q1: $p = 0.099$, Q2: $p = 0.094$, Q3: $p = 0.090$, Q6: $p = 0.273$). However, non-inferiority tests demonstrated that Satori was not worse than the WoZ condition for these questions, with p-values well below 0.05 (e.g., Q1: $p = 0.001$, Q2: $p = 0.000$, Q6: $p = 0.001$) and a margin $\delta = 0.5$. Below we will analyze the fine-grained results.

8.1.1 Satori can provide the timely assistance. Satori demonstrates its capability to provide timely guidance to users by dynamically aligning its assistance with the user's current task context. This result is reflected by Q3 ($p = 0.090$ and $p_{non_inferiority} \leq 0.05$) and Q11 ($p = 0.357$ and $p_{non_inferiority} \leq 0.05$). Specifically, Satori achieved the higher user scale compared to the WoZ condition. For instance, P6 noted that "there is no circumstance, where my intention does not align with the provided guidance," underscoring the perceived reliability of Satori in understanding and anticipating user needs. Furthermore, the BDI model helps regulate the assistance timing and eliminate duplicated guidance, contributing to a better user rating.

8.1.2 Satori can provide comprehensible and effective guidance through the multi-modal content and intention-related task instructions. Reflected by Q2 ($p = 0.094$ and $p_{non_inferiority} \leq 0.05$), Satori provides helpful content for guiding the user to achieve their desired task. We find that the participants highly appreciate the multi-modal content's effectiveness in this guidance. For example, P3 stated, "I liked that it combines the various modalities of text, audio, and image to generate guidance, I believe that was helpful on multiple occasions where I might have been uncertain with only a single modality." Furthermore, the assistance matching the participant's belief state contributes to the effectiveness of the system. P14 commented, "The guidance helps me a lot, especially in coffee making. It provides me with very detailed instructions including time, and amount of coffee beans I need. I would have to google it if I don't have the guidance." Similarly, P8 appreciated the assistance for the detailed guidance, noting, "For task like arranging the flower vase, the intricate details

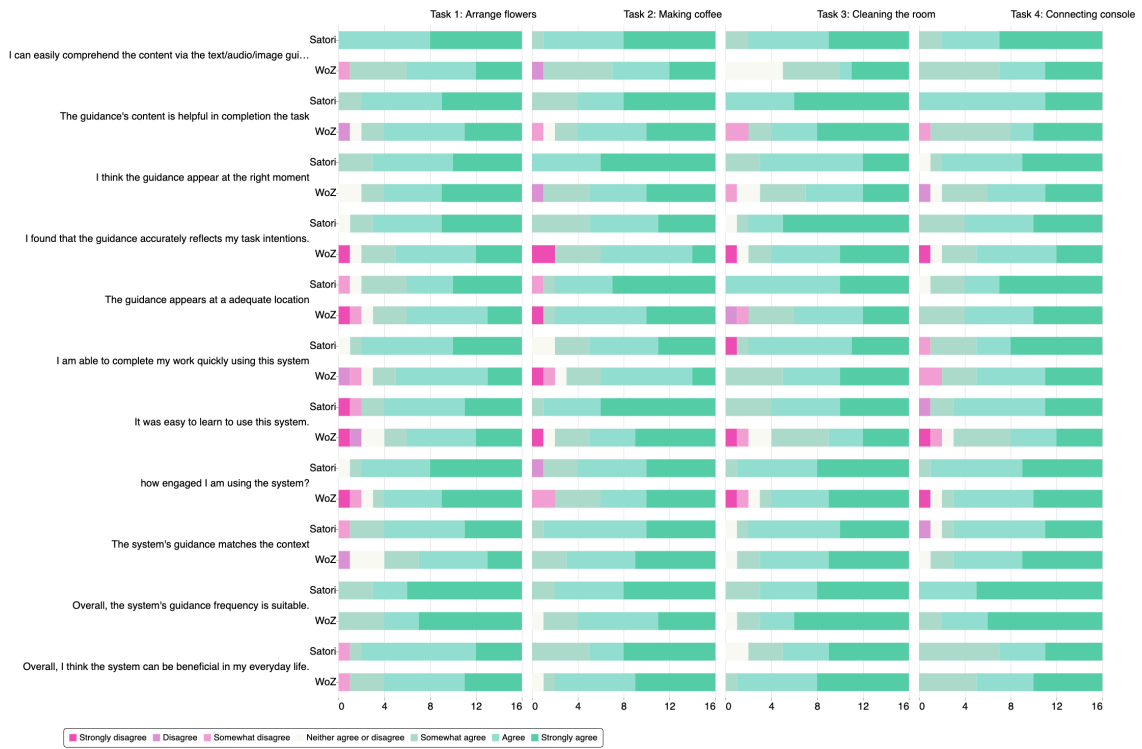


Fig. 8. User ratings on the system usability using a seven-point Likert scale. There are twelve participants in the study and the ratings are encoded by the color from red to blue. The figure compares the responses for Satori and WoZ systems across four tasks: Arranging Flowers, Making Coffee, Cleaning the Room, and Connecting a Console. Each bar represents the distribution of responses for a specific usability question, highlighting differences in user satisfaction, comprehensibility, and task support provided by both systems.

like trim the leaves, cutting the stem at 45 degree etc. are very necessary details that I might not have performed on my own.” The comprehensibility of the assistance content is proved by Q1 ($p = 0.099$ and $p_{non_inferiority} < 0.05$). The image content is comprehensible with our carefully designed image prompts. For example, P1 noticed that “the picture of the second one is very nice and it looks good.” We also notice that the WoZ also bears impressive accessibility, as P8 remarked, “Guidance as a whole (text, images, and animations) was very helpful. Whereas, text alone as shown in the image lacks information.”

8.1.3 Satori demonstrates competitiveness with the WoZ condition, achieving similar effectiveness in task guidance while fostering a more engaging and trustworthy user experience. We observe that for all questions, Satori demonstrates a non-inferior result compared to the WoZ condition ($p_{non_inferiority} < 0.05$). Given that the WoZ was designed by experts who carefully considered the timing and content of the assistance for the specific scenario, this result indicates that Satori can achieve promising outcomes without requiring extensive manual effort, thus demonstrating better generalizability. Participant feedback underscores this increased engagement facilitated by Satori’s design. For example, P3 remarked, “Not a singular component by itself, but all components together do make me more engaged,” indicating that the combination of transparency, interpretability, and contextual guidance creates a cohesive and compelling user experience. Similarly, P10 expressed a sense of active involvement in the task, stating, “Yes. It may automatically detect

Manuscript submitted to ACM

my progress to make me more engaged in the task.” This sentiment reflects how the system’s automatic action finish display aligns with user expectations and promotes a sense of partnership between the user and Satori system. While Satori effectively matches the guidance performance of the WoZ and excels in fostering engagement, it does have limitations in the modalities of guidance provided. Unlike the WoZ, which utilizes more varied and dynamic modalities, such as animations and warnings, Satori’s guidance is comparatively straightforward. P1 pointed out, *“The animation is really clear,”* highlighting the benefit of animated guidance that the WoZ offers, which is only available in WoZ system.

8.1.4 Perceived latency and system errors. Even though Satori manages to reduce latency through the early forecasting mechanism, the latency is still observable to participants. P8 mentioned, *“most of the time the system knows what I have done in the past step eventually, but I wish it could be more responsive so I don’t need to wait for the system to recognize what I have done.”* This latency is mainly caused by the action finish detection module, which shares GPU resources with the belief prediction module. We notice that the data transfer between the GPU and CPU can sometimes lead to latency in the action finish detection module. We could eliminate this latency by adding more computing resources to avoid memory sharing between different modules. Another technical challenge contributing to these delays is the limited field of view (FoV) of the HoloLens 2, which affects the system’s ability to capture complete contextual information when the user’s head position changes, such as looking up. In such cases, the camera may fail to detect relevant scene information, resulting in a temporary guidance mismatch. However, we also notice that Satori’s interaction mechanisms, which allow users to manually adjust or correct the system’s understanding, can help participants address the system latency manually. For example, P12 mentioned, *“I like the check mark and the previous/next step.”*

8.1.5 Satori shows promising results for building a proactive AR assistant in everyday life. Q11 ($p = 0.277$ and $p_{non_inferiority} < 0.05$) indicates that participants believe Satori has the potential to be generalized to everyday scenarios. For example, P9 mentioned, *“ maybe when we need to assemble furniture, instead of going through the manual back and forth all the time, we can just have this system to guide us.”* Since Satori does not rely on a specific label set or manual configuration, it can be directly applied to new tasks. Furthermore, Q7 ($p = 0.179$ and $p_{non_inferiority} < 0.05$) suggests that Satori has a flat learning curve, which was supported by participant feedback, as most participants acknowledged they would not need additional training. Such ease of learning opens opportunities to turn Satori into a system for learning new tasks, as P10 mentioned, *“(The system can be used for) learning to complete a difficult task.”*

8.2 NASA TLX Result

We present the test results in Table 5 and the mean values in Figure 7. When there is no significant difference between Satori and WoZ on all TLX measures, Satori achieves significantly no-worse than the WoZon performance and frustration.

8.2.1 Mental Demand, physical demand, and temporal demand. For the Mental Demand dimension, there is no significant difference between Satori and the WoZ condition ($p = 0.744$). The 95% confidence interval for Satori is [17.50, 43.81], while for the WoZ condition, it is [16.25, 50.00]. These overlapping confidence intervals suggest similar levels of mental demand perceived by participants in both conditions. A similar pattern is reflected in the physical demand ($p = 0.776$ and $p_{non_inferiority} = 0.281$). We observe that the physical demand may be attributed to the increased interaction required by Satori. As shown in Sec. 6.5, Satori exploits interaction for intention confirmation and assistance control. Such interactions with the buttons can be challenging in HoloLens 2, requiring participants to perform the clicking action multiple times. For example, P9 mentioned, *“the biggest difficulty for me was using the AR device. It was frustrating*

Question	Condition	Mean	95% CI	Vanilla		Non-Inferiority	
				W	<i>p</i> -value	W	<i>p</i> -value
Mental Demand	Satori	34.06	[17.50, 43.81]	60.500	0.744	78.000	0.316
	WoZ	33.12	[16.25, 50.00]				
Physical Demand	Satori	32.34	[11.25, 50.00]	55.000	0.776	80.000	0.281
	WoZ	30.47	[10.00, 43.75]				
Temporal Demand	Satori	28.52	[21.25, 37.50]	46.000	0.274	65.000	0.388
	WoZ	26.41	[15.00, 32.50]				
Performance	Satori	16.17	[7.50, 21.25]	44.000	0.593	95.500	0.022
	WoZ	17.27	[7.50, 20.00]				
Effort	Satori	28.20	[17.50, 37.50]	52.500	0.464	58.500	0.353
	WoZ	26.02	[15.00, 36.25]				
Frustration	Satori	19.84	[10.00, 28.75]	41.500	0.175	126.000	0.001
	WoZ	26.95	[11.25, 34.38]				

Table 5. Results for NASA TLX Questions and Non-Inferiority Tests. This table shows the mean scores and 95% confidence intervals (CI) for Satori and WoZ systems across six dimensions: Mental Demand, Physical Demand, Temporal Demand, Performance, Effort, and Frustration. The Vanilla Wilcoxon signed-rank test results and non-inferiority tests (highlighted in green) indicate whether the Satori system performs comparably or better than the WoZ system in terms of cognitive load.

when I failed to click on the button multiple times.” The Temporal demand shows a similar pattern ($p = 0.274$ and $p_{non_inferiority} = 0.388$), indicating that Satori does not increase the time pressure for completing the task.

8.2.2 Performance. The performance dimension shows no significant difference between Satori and the Wizard-of-Oz condition ($p = 0.593$). Furthermore, the non-inferiority test indicates that Satori is no worse than the Wizard-of-Oz condition ($p = 0.593$ and $p_{non_inferiority} < 0.05$), strictly verifying that Satori provides a performance experience that is equivalent to that of the WoZ condition.

8.2.3 Effort. Regarding Effort, there is no significant difference between Satori and the WoZ condition ($p = 0.464$ and $p_{non_inferiority} = 0.353$). We believe this is reasonable, as most of the effort lies in task completion rather than using the AR assistant interface.

8.2.4 Frustration. Satori achieved strictly no-worse-than performance compared to the WoZ condition ($p = 0.175$ and $p_{non_inferiority} < 0.05$). Furthermore, the mean values suggest that Satori has lower frustration ($mean_{Satori} = 19.84$ and $mean_{WoZ} = 26.94$). We believe this can be explained by the more engaging user experience and the system’s transparency. As P5 mentioned, “It (Satori) gives me the impression that the machine understands what I’m doing, making its instructions feel trustworthy.” This aligns with our findings in Sec. 8.1.3.

9 Discussion

9.1 Towards the Proactive AR Assistant

Our Satori system represents an early attempt to provide appropriate assistance at the right time. The study findings in timing, comprehensibility, and cognitive load all demonstrated that Satoriperforms similar to AR assistance created by human designers. However, there is still substantial room for improvement to fully realize the vision of a truly proactive AR assistant. For example, the current system still has a latency about 2-3 seconds, limiting application to non-rapid performance. We describe insights below:

9.1.1 A broader range of assistance modalities is needed to accommodate the diversity of human tasks. Human tasks are inherently diverse, ranging from highly cognitive activities to more physical tasks [?]. Therefore, expanding the modalities of assistance could significantly enhance the system’s adaptability and usability. For example, incorporating additional modalities such as auditory warnings, dynamic animations, and spatial object indicators could provide more intuitive and immediate feedback, especially in tasks requiring quick reflexes or spatial awareness. These modalities can help bridge the gap between virtual guidance and real-world task execution by aligning the assistance more closely with the specific demands of the task.

9.1.2 Greater access to environmental information is crucial for predicting the timing and content of the assistance. Currently, the Hololens 2 setup only provides an egocentric view of the user’s environment, which restricts the information available to the model. This limitation constrains the performance of our system, particularly in understanding the broader context of the user’s surroundings and interactions. Enhancing the system with additional environmental sensing capabilities, such as better cameras or third-person views, could provide a more holistic understanding of the environment. This would allow the AR assistant to offer more precise and contextually appropriate guidance. For instance, a third-person view could help in scenarios where the user’s immediate perspective is limited or obstructed, enabling the system to infer critical information that would otherwise be missed [46].

9.1.3 Consideration of collaborative interactions and social dynamics is crucial for future development. Humans often perform tasks in group settings, where individual intentions are influenced by social interactions, such as collaboration, negotiation, and shared goals. In our formative studies, the AR designers mentioned that the truly proactive AR assistant should be capable of recognizing these social contexts and adapting its guidance to support not only individual users but also the group as a whole. Other non-AR studies also confirm the importance of collaborative interaction in designing an AI assistant [?].

9.2 Limitation and Future Directions

The primary limitation lies in the incomplete prediction of user beliefs (i.e., surrounding objects, history, and actions). In psychology, human beliefs are highly complex and nuanced, and our current implementation only partially captures this complexity. Research in cognitive psychology suggests that human beliefs are influenced by a variety of factors including personal experiences, social influences, and cognitive biases [30, 77]. Thus, our system may benefit from incorporating more sophisticated models of belief formation and updating, drawing from interdisciplinary research on cognitive science and decision-making.

Additionally, our implementation relies on the GPT model, which suffers from latency issues. Although we experimented with LLaVA in our preliminary studies, the results were not satisfactory. To address this, we plan to explore alternative models and techniques for improving the efficiency and responsiveness of our system. This may involve fine-tuning existing models or investigating novel architectures that better suit our application domain.

Furthermore, the limited field of view provided by devices such as the Hololens poses a challenge for object detection and prediction accuracy. This limitation becomes particularly evident when users raise their heads to view visual content, as the camera may not be centered on the relevant task objects. Future iterations of our system could explore strategies to mitigate this issue, such as incorporating multi-view object detection algorithms or optimizing the placement of virtual elements within the user’s field of view.

9.3 Design Lessons

In designing Satori, we went through multiple iterative stages. Our initial goal was to build an AR guidance system that provided step-by-step instructions based on predefined recipes. However, this approach proved to have limited usability due to the lack of generalizability of predefined recipes and the difficulty in creating them. To address this, we shifted our focus to supporting a more flexible task model using task-agnostic machine learning models. We experimented with various implementations based on object detection, action detection, and our current backbone GPT models. A major challenge we encountered was cascading errors, where an error in one step could lead to further errors in subsequent steps. For instance, if an earlier step is not detected as completed and the user proceeds to the next step, the system might fail to detect this transition and remain stuck, as the user’s actions no longer correspond to the expected step. To address this issue, we introduced user interaction into the system. Although we observed that this interaction could increase task load and lead to some negative feedback, it allowed users to provide feedback on model predictions, thereby improving prediction accuracy in the remaining steps.

10 Conclusion

We presented Satori, a proactive AR assistant system that integrates the BDI model with a deep model-LLM fusion architecture to provide context-aware, multimodal guidance in AR environments. Our research addresses the current limitation by focusing on proactive assistance that can understand user intentions, anticipate needs, and provide timely and relevant guidance during complex tasks. Through two formative studies involving twelve experts, we identified key design requirements for adapting the BDI model to the AR domain, emphasizing the importance of understanding human actions, surrounding objects, and task context. Building on these findings, Satori was developed to leverage the BDI model for inferring user intentions and guiding them through immediate next steps. Our empirical study with sixteen users demonstrated that Satori performs comparably to designer-created AR guidance systems in terms of timing, comprehensibility, usefulness, and efficacy, while also offering greater generalizability and reusability. The results of our research indicate that combining the BDI model with multi-modal deep learning architectures provides a robust framework for developing proactive AR assistance. By capturing both user intentions and semantic context, Satori reduces the need for customized AR guidance for each specific scenario, addressing the scalability challenges faced by current AR systems. Our work opens new possibilities for enhancing AR experiences by providing adaptive, proactive assistance that can support users effectively across a wide range of tasks and environments.

References

- [1] Dejanira Araza-Illan, Tony Pipe, and Kerstin Eder. 2016. Model-based testing, using belief-desire-intentions agents, of control code for robots in collaborative human-robot interactions. *arXiv preprint arXiv:1603.00656* (2016).
- [2] James Baumeister, Seung Youb Ssin, Neven AM ElSayed, Jillian Dorrian, David P Webb, James A Walsh, Timothy M Simon, Andrew Irlitti, Ross T Smith, Mark Kohler, et al. 2017. Cognitive cost of using augmented reality displays. *IEEE transactions on visualization and computer graphics* 23, 11 (2017), 2378–2388.
- [3] David Benyon and Dianne Murray. 1993. Adaptive systems: from intelligent tutoring to autonomous agents. *Knowl. Based Syst.* 6, 4 (1993), 179–219. [https://doi.org/10.1016/0950-7051\(93\)90012-1](https://doi.org/10.1016/0950-7051(93)90012-1)
- [4] Dan Bohus, Sean Andrist, Nick Saw, Ann Paradiso, Ishani Chakraborty, and Mahdi Rad. 2024. SIGMA: An Open-Source Interactive System for Mixed-Reality Task Assistance Research–Extended Abstract. In *2024 IEEE Conference on Virtual Reality and 3D User Interfaces Abstracts and Workshops (VRW)*. IEEE, 889–890.
- [5] Rafael H Bordini, Amal El Fallah Seghrouchni, Koen Hindriks, Brian Logan, and Alessandro Ricci. 2020. Agent programming in the cognitive era. *Autonomous Agents and Multi-Agent Systems* 34 (2020), 1–31.
- [6] Diego Borro, Ángel Suescun, Alfonso Brazález, José Manuel González, Eloy Ortega, and Eduardo González. 2021. WARM: Wearable AR and tablet-based assistant systems for bus maintenance. *Applied Sciences* 11, 4 (2021), 1443.

- [7] Carola Botto, Alberto Cannavò, Daniele Cappuccio, Giada Morat, Amir Nematollahi Sarvestani, Paolo Ricci, Valentina Demarchi, and Alessandra Saturnino. 2020. Augmented Reality for the Manufacturing Industry: The Case of an Assembly Assistant. In *2020 IEEE Conference on Virtual Reality and 3D User Interfaces Abstracts and Workshops, VR Workshops, Atlanta, GA, USA, March 22-26, 2020*. IEEE, 299–304. <https://doi.org/10.1109/VRW50115.2020.00068>
- [8] Michael Bratman. 1987. Intention, plans, and practical reason. (1987).
- [9] Lars Braubach, Alexander Pokahr, and Winfried Lamersdorf. 2005. Jadex: A BDI-agent system combining middleware and reasoning. In *Software agent-based applications, platforms and development kits*. Springer, 143–168.
- [10] Virginia Braun and Victoria Clarke. 2012. *Thematic analysis*. American Psychological Association.
- [11] Andrei Broder. 2002. A taxonomy of web search. In *ACM Sigir forum*, Vol. 36. ACM New York, NY, USA, 3–10.
- [12] Paolo Busetta, Ralph Rönquist, Andrew Hodgson, and Andrew Lucas. 1999. Jack intelligent agents-components for intelligent agents in java. *AgentLink News Letter* 2, 1 (1999), 2–5.
- [13] Nicolas Carion, Francisco Massa, Gabriel Synnaeve, Nicolas Usunier, Alexander Kirillov, and Sergey Zagoruyko. 2020. End-to-end object detection with transformers. In *European conference on computer vision*. Springer, 213–229.
- [14] Karen Church and Barry Smyth. 2009. Understanding the intent behind mobile information needs. In *Proceedings of the 14th international conference on Intelligent user interfaces*. 247–256.
- [15] Philip R Cohen and Hector J Levesque. 1990. Intention is choice with commitment. *Artificial intelligence* 42, 2-3 (1990), 213–261.
- [16] J. D’Agostini, L. Bonetti, A. Salee, L. Passerini, G. Fiacco, P. Lavanda, E. Motti, Michele Stocco, K. T. Gashay, E. G. Abebe, S. M. Alemu, R. Haghani, A. Voltolini, Christophe Strobbe, Nicola Covre, G. Santolini, M. Armellini, T. Sacchi, D. Ronchese, C. Furlan, F. Facchinato, Luca Maule, Paolo Tomasin, Alberto Fornaser, and Mariolino De Cecco. 2018. An Augmented Reality Virtual Assistant to Help Mild Cognitive Impaired Users in Cooking a System Able to Recognize the User Status and Personalize the Support. In *2018 Workshop on Metrology for Industry 4.0 and IoT, Brescia, Italy, April 16-18, 2018*. IEEE, 12–17. <https://doi.org/10.1109/METROI4.2018.8428314>
- [17] David Dearman, Melanie Kellar, and Khai N Truong. 2008. An examination of daily information needs and sharing opportunities. In *Proceedings of the 2008 ACM conference on Computer supported cooperative work*. 679–688.
- [18] Yang Deng, Wenqiang Lei, Minlie Huang, and Tat-Seng Chua. 2023. Rethinking Conversational Agents in the Era of LLMs: Proactivity, Non-collaborativity, and Beyond. In *Proceedings of the Annual International ACM SIGIR Conference on Research and Development in Information Retrieval in the Asia Pacific Region (Beijing, China) (SIGIR-AP ’23)*. Association for Computing Machinery, New York, NY, USA, 298–301. <https://doi.org/10.1145/3624918.3629548>
- [19] Brian R Duffy, Mauro Dragone, and Gregory MP O’Hare. 2005. Social robot architecture: A framework for explicit social interaction. In *Android Science: Towards Social Mechanisms, CogSci 2005 Workshop, Stresa, Italy*. 3–4.
- [20] David Escobar-Castillejos, Julieta Noguez, Fernando Bello, Luis Neri, Alejandra J Magana, and Bedrich Benes. 2020. A review of training and guidance systems in medical surgery. *Applied Sciences* 10, 17 (2020), 5752.
- [21] Loris Fichera, Daniele Marletta, Vincenzo Nicosia, and Corrado Santoro. 2011. Flexible robot strategy design using belief-desire-intention model. In *Research and Education in Robotics-EUROBOT 2010: International Conference, Rapperswil-Jona, Switzerland, May 27-30, 2010, Revised Selected Papers*. Springer, 57–71.
- [22] James Frandsen, Joe Tenny, Walter Frandsen Jr, and Yuri Hovanski. 2023. An augmented reality maintenance assistant with real-time quality inspection on handheld mobile devices. *The International Journal of Advanced Manufacturing Technology* 125, 9 (2023), 4253–4270.
- [23] Qi Gao, Wei Xu, Mowei Shen, and Zaifeng Gao. 2023. Agent Teaming Situation Awareness (ATSA): A Situation Awareness Framework for Human-AI Teaming. *CoRR* abs/2308.16785 (2023). <https://doi.org/10.48550/ARXIV.2308.16785> arXiv:2308.16785
- [24] Michael Georgeff, Barney Pell, Martha Pollack, Milind Tambe, and Michael Wooldridge. 1999. The belief-desire-intention model of agency. In *Intelligent Agents V: Agents Theories, Architectures, and Languages: 5th International Workshop, ATAL’98 Paris, France, July 4–7, 1998 Proceedings* 5. Springer, 1–10.
- [25] Sebastian Gottifredi, Mariano Tucut, Daniel Corbatta, Alejandro Javier García, and Guillermo Ricardo Simari. 2008. A BDI architecture for high level robot deliberation. In *XIV Congreso Argentino de Ciencias de la Computación*.
- [26] Morgan Harvey, Marc Langheinrich, and Geoff Ward. 2016. Remembering through lifelogging: A survey of human memory augmentation. *Pervasive Mob. Comput.* 27 (2016), 14–26. <https://doi.org/10.1016/J.PMCJ.2015.12.002>
- [27] Koen V Hindriks. 2009. Programming rational agents in GOAL. In *Multi-agent programming: Languages, tools and applications*. Springer, 119–157.
- [28] Koen V Hindriks, Frank S de Boer, Wiebe van der Hoek, and John-Jules Ch Meyer. 1998. Formal semantics for an abstract agent programming language. In *Intelligent Agents IV Agent Theories, Architectures, and Languages: 4th International Workshop, ATAL’97 Providence, Rhode Island, USA, July 24–26, 1997 Proceedings* 4. Springer, 215–229.
- [29] Pranut Jain, Rosta Farzan, and Adam J Lee. 2023. Co-Designing with Users the Explanations for a Proactive Auto-Response Messaging Agent. *Proceedings of the ACM on Human-Computer Interaction* 7, MHCI (2023), 1–23.
- [30] Daniel Kahneman and Amos Tversky. 2013. Prospect theory: An analysis of decision under risk. In *Handbook of the fundamentals of financial decision making: Part I*. World Scientific, 99–127.
- [31] Burak Karaduman, Baris Tekin Tezel, and Moharram Challenger. 2023. Rational software agents with the BDI reasoning model for Cyber-Physical Systems. *Engineering Applications of Artificial Intelligence* 123 (2023), 106478.

- [32] Kangsoo Kim, Luke Boelling, Steffen Haesler, Jeremy Bailenson, Gerd Bruder, and Greg F Welch. 2018. Does a digital assistant need a body? The influence of visual embodiment and social behavior on the perception of intelligent virtual agents in AR. In *2018 IEEE International Symposium on Mixed and Augmented Reality (ISMAR)*. IEEE, 105–114.
- [33] Sojung Kim, Hui Xi, Santosh Mungle, and Young-Jun Son. 2012. Modeling human interactions with learning under the extended belief-desire-intention framework. In *IIE Annual Conference. Proceedings*. Institute of Industrial and Systems Engineers (IISE), 1.
- [34] David Kinny, Michael Georgeff, and Anand Rao. 1996. A methodology and modelling technique for systems of BDI agents. In *European workshop on modelling autonomous agents in a multi-agent world*. Springer, 56–71.
- [35] Maximilian König, Martin Stadlmaier, Tobias Rusch, Robin Sochor, Lukas Merkel, Stefan Braunreuther, and Johannes Schilp. 2019. MA 2 RA-manual assembly augmented reality assistant. In *2019 IEEE International Conference on Industrial Engineering and Engineering Management (IEEM)*. IEEE, 501–505.
- [36] Fotios K Konstantinidis, Ioannis Kansizoglou, Nicholas Santavas, Spyridon G Mouroutsos, and Antonios Gasteratos. 2020. Marma: A mobile augmented reality maintenance assistant for fast-track repair procedures in the context of industry 4.0. *Machines* 8, 4 (2020), 88.
- [37] Chulmo Koo, Youhee Joun, Heejeong Han, and Namho Chung. 2016. A structural model for destination travel intention as a media exposure: Belief-desire-intention model perspective. *International Journal of Contemporary Hospitality Management* 28, 7 (2016), 1338–1360.
- [38] Matthias Kraus, Marvin R. G. Schiller, Gregor Behnke, Pascal Bercher, Michael Dorna, Michael Dambier, Birte Glimm, Susanne Biundo, and Wolfgang Minker. 2020. "Was that successful?" On Integrating Proactive Meta-Dialogue in a DIY-Assistant using Multimodal Cues. In *ICMI '20: International Conference on Multimodal Interaction, Virtual Event, The Netherlands, October 25-29, 2020*, Khiet P. Truong, Dirk Heylen, Mary Czerwinski, Nadia Berthouze, Mohamed Chetouani, and Mikio Nakano (Eds.). ACM, 585–594. <https://doi.org/10.1145/3382507.3418818>
- [39] Matthias Kraus, Nicolas Wagner, Zoraida Callejas, and Wolfgang Minker. 2021. The Role of Trust in Proactive Conversational Assistants. *IEEE Access* 9 (2021), 112821–112836. <https://doi.org/10.1109/ACCESS.2021.3103893>
- [40] Matthias Kraus, Nicolas Wagner, and Wolfgang Minker. 2020. Effects of Proactive Dialogue Strategies on Human-Computer Trust. In *Proceedings of the 28th ACM Conference on User Modeling, Adaptation and Personalization, UMAP 2020, Genoa, Italy, July 12-18, 2020*, Tsvi Kuflik, Ilaria Torre, Robin Burke, and Cristina Gena (Eds.). ACM, 107–116. <https://doi.org/10.1145/3340631.3394840>
- [41] Matthias Kraus, Nicolas Wagner, and Wolfgang Minker. 2021. Modelling and Predicting Trust for Developing Proactive Dialogue Strategies in Mixed-Initiative Interaction. In *ICMI '21: International Conference on Multimodal Interaction, Montréal, QC, Canada, October 18-22, 2021*, Zakia Hammal, Carlos Busso, Catherine Pelachaud, Sharon L. Oviatt, Albert Ali Salah, and Guoying Zhao (Eds.). ACM, 131–140. <https://doi.org/10.1145/3462244.3479906>
- [42] Matthias Kraus, Nicolas Wagner, and Wolfgang Minker. 2022. ProDial - An Annotated Proactive Dialogue Act Corpus for Conversational Assistants using Crowdsourcing. In *Proceedings of the Thirteenth Language Resources and Evaluation Conference, LREC 2022, Marseille, France, 20-25 June 2022*, Nicoletta Calzolari, Frédéric Béchet, Philippe Blache, Khalid Choukri, Christopher Cieri, Thierry Declerck, Sara Goggi, Hitoshi Isahara, Bente Maegaard, Joseph Mariani, Hélène Mazo, Jan Odijk, and Stelios Piperidis (Eds.). European Language Resources Association, 3164–3173. <https://aclanthology.org/2022.lrec-1.339>
- [43] Yi Lai, Atreyi Kankanhalli, and Desmond C. Ong. 2021. Human-AI Collaboration in Healthcare: A Review and Research Agenda. In *54th Hawaii International Conference on System Sciences, HICSS 2021, Kauai, Hawaii, USA, January 5, 2021*. ScholarSpace, 1–10. <https://hdl.handle.net/10125/70657>
- [44] Ze-Hao Lai, Wenjin Tao, Ming C Leu, and Zhaozheng Yin. 2020. Smart augmented reality instructional system for mechanical assembly towards worker-centered intelligent manufacturing. *Journal of Manufacturing Systems* 55 (2020), 69–81.
- [45] Jean-François Lapointe, Mohand Saïd Allili, Luc Belliveau, Loucif Hebbache, Dariush Amirkhani, and Hicham Sekkati. 2022. AI-AR for Bridge Inspection by Drone. In *Virtual, Augmented and Mixed Reality: Applications in Education, Aviation and Industry: 14th International Conference, VAMR 2022, Held as Part of the 24th HCI International Conference, HCII 2022, Virtual Event, June 26 - July 1, 2022, Proceedings, Part II*. Springer-Verlag, Berlin, Heidelberg, 302–313. https://doi.org/10.1007/978-3-031-06015-1_21
- [46] Gun A Lee, Hye Sun Park, and Mark Billinghurst. 2019. Optical-reflection type 3d augmented reality mirrors. In *Proceedings of the 25th ACM symposium on virtual reality software and technology*. 1–2.
- [47] Mina Lee, Percy Liang, and Qian Yang. 2022. CoAuthor: Designing a Human-AI Collaborative Writing Dataset for Exploring Language Model Capabilities. In *CHI '22: CHI Conference on Human Factors in Computing Systems, New Orleans, LA, USA, 29 April 2022 - 5 May 2022*, Simone D. J. Barbosa, Cliff Lampe, Caroline Appert, David A. Shamma, Steven Mark Drucker, Julie R. Williamson, and Koji Yatani (Eds.). ACM, 388:1–388:19. <https://doi.org/10.1145/3491102.3502030>
- [48] Seung Ho Lee. 2009. *Integrated human decision behavior modeling under an extended belief-desire-intention framework*. The University of Arizona.
- [49] Alan M Leslie, Tim P German, and Pamela Polizzi. 2005. Belief-desire reasoning as a process of selection. *Cognitive psychology* 50, 1 (2005), 45–85.
- [50] James R Lewis. 1995. IBM computer usability satisfaction questionnaires: psychometric evaluation and instructions for use. *International Journal of Human-Computer Interaction* 7, 1 (1995), 57–78.
- [51] Junnan Li, Dongxu Li, Silvio Savarese, and Steven C. H. Hoi. 2023. BLIP-2: Bootstrapping Language-Image Pre-training with Frozen Image Encoders and Large Language Models. In *International Conference on Machine Learning, ICML 2023, 23-29 July 2023, Honolulu, Hawaii, USA (Proceedings of Machine Learning Research, Vol. 202)*, Andreas Krause, Emma Brunskill, Kyunghyun Cho, Barbara Engelhardt, Sivan Sabato, and Jonathan Scarlett (Eds.). PMLR, 19730–19742. <https://proceedings.mlr.press/v202/li23q.html>
- [52] Jiahao Nick Li, Yan Xu, Tovi Grossman, Stephanie Santosa, and Michelle Li. 2024. OmniActions: Predicting Digital Actions in Response to Real-World Multimodal Sensory Inputs with LLMs. In *Proceedings of the CHI Conference on Human Factors in Computing Systems*. 1–22.

- [53] David Lindlbauer, Anna Maria Feit, and Otmar Hilliges. 2019. Context-aware online adaptation of mixed reality interfaces. In *Proceedings of the 32nd annual ACM symposium on user interface software and technology*. 147–160.
- [54] Haotian Liu, Chunyuan Li, Qingyang Wu, and Yong Jae Lee. 2024. Visual instruction tuning. *Advances in neural information processing systems* 36 (2024).
- [55] Vivian Liu and Lydia B. Chilton. 2022. Design Guidelines for Prompt Engineering Text-to-Image Generative Models. In *CHI '22: CHI Conference on Human Factors in Computing Systems, New Orleans, LA, USA, 29 April 2022 - 5 May 2022*, Simone D. J. Barbosa, Cliff Lampe, Caroline Appert, David A. Shamma, Steven Mark Drucker, Julie R. Williamson, and Koji Yatani (Eds.). ACM, 384:1–384:23. <https://doi.org/10.1145/3491102.3501825>
- [56] Frederick Hansen Lund. 1925. The psychology of belief. *The Journal of Abnormal and Social Psychology* 20, 1 (1925), 63.
- [57] Amama Mahmood, Jeanie W. Fung, Isabel Won, and Chien-Ming Huang. 2022. Owning Mistakes Sincerely: Strategies for Mitigating AI Errors. In *CHI '22: CHI Conference on Human Factors in Computing Systems, New Orleans, LA, USA, 29 April 2022 - 5 May 2022*, Simone D. J. Barbosa, Cliff Lampe, Caroline Appert, David A. Shamma, Steven Mark Drucker, Julie R. Williamson, and Koji Yatani (Eds.). ACM, 578:1–578:11. <https://doi.org/10.1145/3491102.3517565>
- [58] Michael F. McTear. 1993. User modelling for adaptive computer systems: a survey of recent developments. *Artif. Intell. Rev.* 7, 3-4 (1993), 157–184. <https://doi.org/10.1007/BF00849553>
- [59] Anna-Maria Meck, Christoph Draxler, and Thurid Vogt. 2023. How may I interrupt? Linguistic-driven design guidelines for proactive in-car voice assistants. *International Journal of Human-Computer Interaction* (2023), 1–15.
- [60] Christian Meurisch, Maria-Dorina Ionescu, Benedikt Schmidt, and Max Mühlhäuser. 2017. Reference model of next-generation digital personal assistant: integrating proactive behavior. In *Adjunct Proceedings of the 2017 ACM International Joint Conference on Pervasive and Ubiquitous Computing and Proceedings of the 2017 ACM International Symposium on Wearable Computers, UbiComp/ISWC 2017, Maui, HI, USA, September 11-15, 2017*, Seungyon Claire Lee, Leila Takayama, and Khai N. Truong (Eds.). ACM, 149–152. <https://doi.org/10.1145/3123024.3123145>
- [61] Christian Meurisch, Cristina A. Mihale-Wilson, Adrian Hawlitschek, Florian Giger, Florian Müller, Oliver Hinz, and Max Mühlhäuser. 2020. Exploring User Expectations of Proactive AI Systems. *Proc. ACM Interact. Mob. Wearable Ubiquitous Technol.* 4, 4 (2020), 146:1–146:22. <https://doi.org/10.1145/3432193>
- [62] Ondrej Miksik, I. Munasinghe, J. Asensio-Cubero, S. Reddy Bethi, S.-T. Huang, S. Zylfo, X. Liu, T. Nica, A. Mitrocsak, S. Mezza, Rory Beard, RuiBo Shi, Raymond W. M. Ng, Pedro A. M. Mediano, Zafeirios Fountas, S.-H. Lee, J. Medvesek, H. Zhuang, Yvonne Rogers, and Pawel Swietojanski. 2020. Building Proactive Voice Assistants: When and How (not) to Interact. *CoRR abs/2005.01322* (2020). arXiv:2005.01322 <https://arxiv.org/abs/2005.01322>
- [63] Matthias Minderer, Alexey Gritsenko, Austin Stone, Maxim Neumann, Dirk Weissenborn, Alexey Dosovitskiy, Aravindh Mahendran, Anurag Arnab, Mostafa Dehghani, Zhuoran Shen, et al. 2022. Simple open-vocabulary object detection. In *European Conference on Computer Vision*. Springer, 728–755.
- [64] David L Morgan, Jutta Ataie, Paula Carder, and Kim Hoffman. 2013. Introducing dyadic interviews as a method for collecting qualitative data. *Qualitative health research* 23, 9 (2013), 1276–1284.
- [65] Alexandre Pauchet, Nathalie Chaignaud, and Amal El Fallah Seghrouchni. 2007. A computational model of human interaction and planning for heterogeneous multi-agent systems. In *Proceedings of the 6th international joint conference on Autonomous agents and multiagent systems*. 1–3.
- [66] Veljko Pejovic and Mirco Musolesi. 2015. Anticipatory mobile computing: A survey of the state of the art and research challenges. *ACM Computing Surveys (CSUR)* 47, 3 (2015), 1–29.
- [67] David Pereira, Eugnio Oliveira, Nelma Moreira, and Lus Sarmento. 2005. Towards an architecture for emotional BDI agents. In *2005 portuguese conference on artificial intelligence*. IEEE, 40–46.
- [68] Nicolas Porot and Eric Mandelbaum. 2021. The science of belief: A progress report. *Wiley Interdisciplinary Reviews: Cognitive Science* 12, 2 (2021), e1539.
- [69] Long Qian, Anton Deguet, and Peter Kazanzides. 2018. ARassist: augmented reality on a head-mounted display for the first assistant in robotic surgery. *Healthcare technology letters* 5, 5 (2018), 194–200.
- [70] Rodrigo Chacón Quesada and Yiannis Demiris. 2022. Proactive Robot Assistance: Affordance-Aware Augmented Reality User Interfaces. *IEEE Robotics & Automation Magazine* 29, 1 (2022), 22–34. <https://doi.org/10.1109/MRA.2021.3136789>
- [71] Mashfiqui Rabbi, Min Hane Aung, Mi Zhang, and Tanzeem Choudhury. 2015. MyBehavior: automatic personalized health feedback from user behaviors and preferences using smartphones. In *Proceedings of the 2015 ACM International Joint Conference on Pervasive and Ubiquitous Computing, UbiComp 2015, Osaka, Japan, September 7-11, 2015*, Kenji Mase, Marc Langheinrich, Daniel Gatica-Perez, Hans Gellersen, Tanzeem Choudhury, and Koji Yatani (Eds.). ACM, 707–718. <https://doi.org/10.1145/2750858.2805840>
- [72] Alec Radford, Jong Wook Kim, Chris Hallacy, Aditya Ramesh, Gabriel Goh, Sandhini Agarwal, Girish Sastry, Amanda Askell, Pamela Mishkin, Jack Clark, et al. 2021. Learning transferable visual models from natural language supervision. In *International conference on machine learning*. PMLR, 8748–8763.
- [73] Anand S Rao. 1996. AgentSpeak (L): BDI agents speak out in a logical computable language. In *European workshop on modelling autonomous agents in a multi-agent world*. Springer, 42–55.
- [74] Anand S Rao and Michael P Georgeff. 1997. Modeling rational agents within a BDI-architecture. *Readings in agents* (1997), 317–328.
- [75] Anand S Rao and Michael P Georgeff. 1998. Decision procedures for BDI logics. (1998).
- [76] Mengyang Ren, Liang Dong, Ziqing Xia, Jingchen Cong, and Pai Zheng. 2023. A Proactive Interaction Design Method for Personalized User Context Prediction in Smart-Product Service System. *Procedia CIRP* 119 (2023), 963–968. <https://doi.org/10.1016/j.procir.2023.01.021> The 33rd CIRP Design

- Conference.
- [77] Lee Ross and Richard E Nisbett. 2011. *The person and the situation: Perspectives of social psychology*. Pinter & Martin Publishers.
 - [78] Gabriele Sara, Giuseppe Todde, and Maria Caria. 2022. Assessment of video see-through smart glasses for augmented reality to support technicians during milking machine maintenance. *Scientific Reports* 12, 1 (2022), 15729.
 - [79] Ruhi Sarikaya. 2017. The Technology Behind Personal Digital Assistants: An overview of the system architecture and key components. *IEEE Signal Process. Mag.* 34, 1 (2017), 67–81. <https://doi.org/10.1109/MSP.2016.2617341>
 - [80] Andreas J. Schmid, Oliver Weede, and Heinz Worn. 2007. Proactive Robot Task Selection Given a Human Intention Estimate. In *RO-MAN 2007 - The 16th IEEE International Symposium on Robot and Human Interactive Communication*. 726–731. <https://doi.org/10.1109/ROMAN.2007.4415181>
 - [81] Benedikt Schmidt, Sebastian Benchea, Rüdiger Eichin, and Christian Meurisch. 2015. Fitness tracker or digital personal coach: how to personalize training. In *Proceedings of the 2015 ACM International Joint Conference on Pervasive and Ubiquitous Computing and Proceedings of the 2015 ACM International Symposium on Wearable Computers, UbiComp/ISWC Adjunct 2015, Osaka, Japan, September 7-11, 2015*, Kenji Mase, Marc Langheinrich, Daniel Gatica-Perez, Hans Gellersen, Tanzeem Choudhury, and Koji Yatani (Eds.). ACM, 1063–1067. <https://doi.org/10.1145/2800835.2800961>
 - [82] Maria Schmidt, Wolfgang Minker, and Steffen Werner. 2020. How Users React to Proactive Voice Assistant Behavior While Driving. In *Proceedings of The 12th Language Resources and Evaluation Conference, LREC 2020, Marseille, France, May 11-16, 2020*, Nicoletta Calzolari, Frédéric B chet, Philippe Blache, Khalid Choukri, Christopher Cieri, Thierry Declerck, Sara Goggi, Hitoshi Isahara, Bente Maegaard, Joseph Mariani, H l ne Mazo, Asunci n Moreno, Jan Odijk, and Stelios Piperidis (Eds.). European Language Resources Association, 485–490. <https://aclanthology.org/2020.lrec-1.61/>
 - [83] Philipp M. Scholl, Matthias Wille, and Kristof Van Laerhoven. 2015. Wearables in the wet lab: a laboratory system for capturing and guiding experiments. In *Proceedings of the 2015 ACM International Joint Conference on Pervasive and Ubiquitous Computing, UbiComp 2015, Osaka, Japan, September 7-11, 2015*, Kenji Mase, Marc Langheinrich, Daniel Gatica-Perez, Hans Gellersen, Tanzeem Choudhury, and Koji Yatani (Eds.). ACM, 589–599. <https://doi.org/10.1145/2750858.2807547>
 - [84] Junxiao Shen, John J. Dudley, and Per Ola Kristensson. 2023. Encode-Store-Retrieve: Enhancing Memory Augmentation through Language-Encoded Egocentric Perception. *CoRR* abs/2308.05822 (2023). <https://doi.org/10.48550/ARXIV.2308.05822> arXiv:2308.05822
 - [85] Naai-Jung Shih, Hui-Xu Chen, Tzu-Yu Chen, and Yi-Ting Qiu. 2020. Digital preservation and reconstruction of old cultural elements in augmented reality (AR). *Sustainability* 12, 21 (2020), 9262.
 - [86] K Ujjwal and J Chodorowski. [n. d.]. A case study of adding proactivity in indoor social robots using belief-desire-intention (bdi) model, vol. 4 (4)(2019).
 - [87] Kent P. Vaubel and Charles F. Gettys. 1990. Inferring User Expertise for Adaptive Interfaces. *Hum. Comput. Interact.* 5, 1 (1990), 95–117. https://doi.org/10.1207/S15327051HCI0501_3
 - [88] Jason Wei, Xuezhi Wang, Dale Schuurmans, Maarten Bosma, Fei Xia, Ed Chi, Quoc V Le, Denny Zhou, et al. 2022. Chain-of-thought prompting elicits reasoning in large language models. *Advances in neural information processing systems* 35 (2022), 24824–24837.
 - [89] Guande Wu, Jianzhe Lin, and Cl udio T. Silva. 2022. IntentVizor: Towards Generic Query Guided Interactive Video Summarization. In *IEEE/CVF Conference on Computer Vision and Pattern Recognition, CVPR 2022, New Orleans, LA, USA, June 18-24, 2022*. IEEE, 10493–10502. <https://doi.org/10.1109/CVPR52688.2022.01025>
 - [90] Guande Wu, Chen Zhao, Claudio Silva, and He He. 2024. Your Co-Workers Matter: Evaluating Collaborative Capabilities of Language Models in Blocks World. *arXiv preprint arXiv:2404.00246* (2024).
 - [91] Jun Xiao, Richard Catrambone, and John T. Stasko. 2003. Be Quiet? Evaluating Proactive and Reactive User Interface Assistants. In *Human-Computer Interaction INTERACT '03: IFIP TC13 International Conference on Human-Computer Interaction, 1st-5th September 2003, Zurich, Switzerland*, Matthias Rauterberg, Marino Menozzi, and Janet Wesson (Eds.). IOS Press.
 - [92] Surya B. Yadav. 2010. A conceptual model for user-centered quality information retrieval on the World Wide Web. *J. Intell. Inf. Syst.* 35, 1 (2010), 91–121. <https://doi.org/10.1007/S10844-009-0090-Y>
 - [93] Neil Yorke-Smith, Shahin Saadati, Karen L. Myers, and David N. Morley. 2012. The Design of a Proactive Personal Agent for Task Management. *Int. J. Artif. Intell. Tools* 21, 1 (2012). <https://doi.org/10.1142/S0218213012500042>
 - [94] Nima Zargham, Leon Reicherts, Michael Bonfert, Sarah Theres Voelkel, Johannes Sch ning, Rainer Malaka, and Yvonne Rogers. 2022. Understanding Circumstances for Desirable Proactive Behaviour of Voice Assistants: The Proactivity Dilemma. In *CUI 2022: 4th Conference on Conversational User Interfaces, Glasgow, United Kingdom, July 26 - 28, 2022*, Martin Halvey, Mary Ellen Foster, Jeff Dalton, Cosmin Munteanu, and Johanne Trippas (Eds.). ACM, 3:1–3:14. <https://doi.org/10.1145/3543829.3543834>
 - [95] Naim Zierau, Christian Engel, Matthias S llner, and Jan Marco Leimeister. 2020. Trust in Smart Personal Assistants: A Systematic Literature Review and Development of a Research Agenda. In *Entwicklungen, Chancen und Herausforderungen der Digitalisierung: Proceedings der 15. Internationalen Tagung Wirtschaftsinformatik, WI 2020, Potsdam, Germany, March 9-11, 2020. Zentrale Tracks*, Norbert Gronau, Moreen Heine, Hanna Krasnova, and K. Pousttchi (Eds.). GITO Verlag, 99–114. https://doi.org/10.30844/WI_2020_A7-ZIERAU

A Implementation Details

A.1 Backend Streaming Server

The backend server receives the streaming data from HoloLens 2 headset, processes the data, and sends the processed result back to HoloLens 2. To implement this pipeline, we implement a streaming server with Redis-Stream and create an extension module with the Lambda program.

A.1.1 Hardware. Due to hardware limitations, we are unable to host our entire backend program on a single server. As a result, we distribute the backend server across two devices. One server is equipped with an Intel Core™ i7-8700K CPU @ 3.70GHz and an NVIDIA GeForce GTX 1080 GPU. The other server features an Intel® Core i9-10980XE CPU @ 3.00GHz and two NVIDIA RTX 3090 GPUs.

Stream	Description	Data Format
main	The stream which contains the frames sent by HoloLens 2 headset	Image Bytes
processed_main	The stream which contains the frames processed by an image recognition module to filter out the related frames	Image Bytes
guidance	The stream used to store the generated guidance result	JSON
assistant:images	The stream used to store the generated image assistance.	Protobuf Bytes
intent:belief	The stream used to store the inferred belief state.	JSON
intent:desire	The stream used to store the inferred desire state	JSON
intent:task_plan	The stream used to store the task plan consisting the desired task plan and action checkpoints generated by the task plan LLM	JSON
intent:task:checkpoints	The stream used to store the inferred states of the action checkpoints	JSON
intent:task:step:nex	The stream used to store the inferred next intended action.	JSON
intent:task:step:current	The stream used to store the inferred next intended action.	JSON
feedback	The stream used to store the user' feedback.	JSON

Table 6. The stream list used in the system. We list the stream names, corresponding descriptions, and data formats in the table. The names in the open-sourced code may be slightly different from the names in the development build.

A.1.2 Redis-Streams Module. To accommodate this setup and enable data communication across multiple devices, we introduced the Redis-Streams module. Redis Streams is a feature index designed to handle high-throughput streaming data. It allows for managing time-ordered events and is particularly useful for building message queues and real-time data processing systems. We use it for handling the streaming data generated by HoloLens 2, enabling efficient processing and communication of the data across the HoloLens client, backend server, and distributed model servers. The basic unit in this module is the *Stream* class, which is defined by a stream key and a pre-defined format, supporting various data types such as the Protobuf bytes, JSON, plain strings, and image bytes. Each stream consists of a series of entries, where

each entry represents a piece of data indexed by the timestamp. The stream data can be added, read, and processed by the different clients and servers. We list the streams in Table 6. Our server supports both WebSocket and HTTP requests, enabling client-side applications to subscribe to streams using WebSocket connections and send new data into the streams via WebSocket as well. This setup provides real-time, bidirectional communication between the HoloLens device and the backend server. For scenarios where WebSocket is not available, we also support data submission and retrieval through standard HTTP requests, offering flexibility in how data is transmitted.

A.1.3 Lambda Extension to Redis-Streams Module. Lambda functions are stateless, event-driven functions that execute in response to specific events or data triggers. In the context of our streaming program, the stateless nature of Lambda functions makes them a suitable choice for handling real-time data processing tasks without the need for persistent state management. Our implementation is based on a class named *Pipeline* (the actual name used in the codebase), which serves as a stateless stream processor. Each Pipeline instance can subscribe to multiple streams, process the data as needed, and publish the processed results to output streams. For example, the object detection module subscribes to image streams, processes the images to detect objects, and then outputs the detected objects in JSON format to another stream. To simplify the development of such modules, we implemented a set of base classes for tasks such as running GPT models and performing image analysis. These base classes provide common functionalities, allowing other services to extend and implement specific processing logic with minimal effort. Given the high frame rate (fps) of the image stream and the fact that our machine-learning modules may not need or be capable of processing data at such high frequencies, we introduced a frequency adjustment mechanism. This mechanism allows the Lambda function to cache incoming frames and process them at a configurable interval, reducing the computational load and ensuring efficient processing.

A.2 Client Implementation

We implemented our HoloLens 2 interface using Unity and the Mixed Reality Toolkit (MRTK). For data communication, we utilized Google’s Protocol Buffers (Protobuf) module and used the NativeWebSocket library to establish WebSocket connections. We acquired the main camera frames from the HoloLens 2 using the Research Mode and the corresponding C++ API.

B BDI Inference and Assistance Generation Prompt

```

1 You are an AR assistant helping users with tasks. Given an image, a task guidance and
   the next step, generate guidance in the required format. Please make sure your
   guidance is not too simple and can actually help the user.
2
3 <TASK_DESCRIPTION>: [Task description]
4 <NEXT_STEP>: [Description of the next step]
5 <image>: [first-person perspective image of the user's environment]
6
7 <INSTRUCTIONS>:
8 Based on the <NEXT_STEP>, provide the following:
9 0.<DESIRE> [Based on the given <NEXT_STEP>, generate the user's high-level goal. Refer
   to the <TASK_DESCRIPTION> for possible tasks' goal. Output this high-level desire
   prefixed with <DESIRE>.]

```

- 10 1. <INTENT> [Describe a basic, concrete action in the step. keep concise and clear]
- 11 2. <META_INTENT> [Generate meta-intent from given meta-intent list [make a tool,
interact with time-dependent tools, interact with time-independent tools, interact
with materials] based on the user_intent <INTENT>. Output this single meta-intent
prefixed with <META_INTENT>. \
12 The meta-intent refers the user's most fundamental intent without the contextual
information.
13 make a tool example intent: assemble Swiffer mop, make coffee filter, arrange flower
creatively;
14 interact with time-dependent tool example intent: use grinder to grind coffee, heat
food using microwave;
15 interact with time-independent example intent: connect to VR headset, use a mop, use
a stainer;
16 interact with materials example intent: add ingredients to a bowl, pour water into a
cup, cut flower stems]
- 17 3. <GUIDANCE_TYPE> [Select between 'image' and 'timer'. Based on the identified
<META_INTENT>, select the corresponding guidance type from the following mappings: \
18 {"make a tool": "image",
19 "interact with time dependent-tools": "timer",
20 "interact with time independent-tools": "image",
21 "interact with materials": "image"}]
- 22 4. <TEXT_GUIDANCE_TITLE> [Short title]
- 23 5. <TEXT_GUIDANCE_CONTENT> [Generate text guidance content best fit for the user in this
step. This guidance should consider the contextual information, e.g. the properties
object in real environment, the tips that user should pay attention to. Output based
on the <STEP_DESCRIPTION> and user's <INTENT>, the object interaction list
<OBJECT_LIST> and level of detail <LOD>, starting with <TEXT_GUIDANCE_TITLE> and
<TEXT_GUIDANCE_CONTENT>. NOT generate text guidance for <DESIRE>, only generate
guidance for the fundamental action <INTENT>\
- 24 In <TEXT_GUIDANCE_CONTENT>, incorporate concrete numbers as required by the
<TASK_DESCRIPTOR> if possible.]
- 25 6. <DALLE_PROMPT> [Based on <INTENT>, <OBJECT_LIST> and <EXPERTISE>, generate a DALLE
prompt with the following template in appropriate detail. The prompt should not
consider <DESIRE>. The prompt should integrate the intent <INTENT>, assistance
<TEXT_GUIDANCE_CONTENT> and object interactions <OBJECT_LIST> to depict action
clearly and include a red arrow (<INDICATOR>) showing action direction.\
- 26 if <EXPERTISE> is novice, prompt DALLE to show actions and interacting objects using
the template: "<INTENT>or<TEXT_GUIDANCE_CONTENT> <OBJECT_LIST>. <INDICATOR>".
27 if <EXPERTISE> is expert, prompt DALLE to show final result of the <INTENT> using
the template: "<INTENT>or<TEXT_GUIDANCE_CONTENT> <OBJECT_LIST>.<INDICATOR>".]
- 28 7. <OBJECT_LIST> [Key objects with properties in the image: identify key objects which
the user is interacting with following the <STEP_DESCRIPTION> and the properties of
the objects, e.g. color, shape, texture, size. Output an object interaction list
with descriptions of properties.]
- 29 8. <HIGHLIGHT_OBJECT_FLAG> [True if key objects to highlight]

```

30 9. <HIGHLIGHT_OBJECT_LOC> [Location of key object if applicable]
31 10. <HIGHLIGHT_OBJECT_LABEL> [Name of key object if applicable]
32 11. <CONFIRMATION_CONTENT> [Select confirmation content based on <META_INTENT> from the
    following options, and insert <INTENT> into sentence, starting with
    <CONFIRMATION_CONTENT>: "Looks like you are going to <INTENT>, do you need
    <GUIDANCE_TYPE>?"]
33 ---
34 Example:
35 Input:
36 <TASK_DESCRIPTION> Making pour-over coffee
37 <NEXT_STEP> Pour water into the coffee brewer
38 <image> [image of using a black coffee brewer and metal kettle]
39 Output:
40 <INTENT> Pour water into coffee brewer
41 <DESIRE> make coffee
42 <META_INTENT> interact with time-dependent tools
43 <GUIDANCE_TYPE> timer
44 <TEXT_GUIDANCE_TITLE> pour water into coffee brewer
45 <TEXT_GUIDANCE_CONTENT> Pour water into coffee brewer.
46 <DALLE_PROMPT> Hand pouring water from gooseneck kettle into pour-over coffee maker. Red
    arrow shows pour direction. Timer displays 30 seconds.
47 <OBJECT_LIST> Coffee brewer (black), Kettle (metal, gooseneck), Coffee grounds (dark
    brown)
48 <HIGHLIGHT_OBJECT_FLAG> True
49 <HIGHLIGHT_OBJECT_LOC> center
50 <HIGHLIGHT_OBJECT_LABEL> coffee brewer
51 <CONFIRMATION_CONTENT> Looks like you are going to pour water into a black coffee
    brewer, do you need a timer assistance for it?

```

C Image Generation Prompt

We generated images for each step as a backup, although images may not always be the most suitable modality for every step. We provided the prompts and the corresponding generated images as references. To maintain consistent styles, we appended “*in the style of flat, instructional illustrations. No background. Accurate, concise, comfortable color style*” to the end of each prompt. We also prefixed the prompt with “*I NEED to test how the tool works with extremely simple prompts. DO NOT add any detail, just use it AS-IS.*” to prevent any modification to the prompts.

C.1 Task1: Arrange Flowers

Prompt1: pouring half of flower food packet into glass vase. Red arrow indicating the pouring action.

Prompt2: pour 16 oz of water from glass measuring cup into a glass vase. Red arrow shows pouring direction. Highlight "16 oz" on the measuring cup.

Prompt3: Trim yellow and purple flower leaves below the waterline in a glass vase using white scissors. Red lines indicate the waterline.

Prompt4: trimming 2-3 inches off yellow and purple flower stems at a 45-degree angle with white scissors. Red line highlights the cutting angle.

Prompt5: Arrange yellow and purple flowers neatly in a glass vase filled with water. Red arrows indicate the positioning steps for a neat arrangement.



Fig. C.1. Steps for arranging flowers.

C.2 Task2: Clean Room

Prompt1: connect green mop poles to white square mop pad of swiffer mop. Red arrows indicate the connection points.

Prompt2: wrapping white square mop pad around green mop poles of swiffer sweeper. Red arrows indicate wrapping direction around mop head.

Prompt3: inserting white square mop pad into four sockets on green mop head. Red arrows highlight insertion points.

Prompt4: connect yellow swiffer duster handles. Red arrow shows the alignment and connection direction.

Prompt5: connect yellow handles to blue feather dusters of swiffer duster. Red arrows show the connection points.

Prompt6: mop the floor with green swiffer sweeper mop using white square mop pad. Red arrow illustrates mopping motion across the floor.

Prompt7: dusting a white desk using a blue feather duster with a yellow handle. Red arrows highlight careful dusting around fragile items.

C.3 Task3: Make Pour-Over Coffee

Prompt1: Measure 11g coffee beans using a silver kitchen scale. Red arrow points to the digital display showing 11g. Coffee beans are dark brown.

Prompt2: Grinding coffee beans into powder using a black grinder. Red arrows highlight the grinding action.

Prompt3: placing a brown coffee filter on a white coffee brewer. Red arrows show movement toward the brewer.




Fig. C.2. Steps for cleaning the room.

Prompt4: Place the white coffee brewer on a cup and wet the coffee filter using a black gooseneck kettle. Red arrow points from brewer to the cup. Red arrow indicates the water pouring direction.

Prompt5: Adding dark brown coffee grounds to a brown coffee filter in a white coffee brewer. Red arrow emphasizes the pouring motion of the coffee grounds.

Prompt6: setting the silver kitchen scale to zero. Red arrow highlighting the zero mark on the display.

Prompt7: Pouring water from black gooseneck kettle into white coffee brewer with dark brown coffee grounds in 30 seconds, using circular motion. Red arrow shows circular pour direction. Highlight timer displays 30 seconds and 50g on silver kitchen scale.

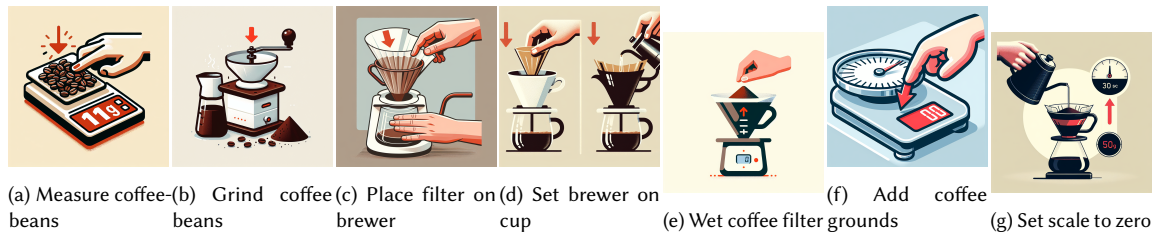


Fig. C.3. Steps for making pour-over coffee.

C.4 Task4: Connect Switch to Monitor

Prompt1: Connect the black HDMI cable to the black HDMI port on the Nintendo Switch dock. Red arrow indicates the connection direction.

Prompt2: connecting black type C power cable to the black dock of the Nintendo switch. Red arrow shows the connection direction.

Prompt3: connecting black power cable to an AC outlet. Red arrow shows the direction of connection.

Prompt4: Inserting Nintendo Switch into black Nintendo Switch dock. Red arrow shows direction of insertion.

Prompt5: Press the power button on the Nintendo Switch console to turn it on. Red arrow indicates the power button location.

Prompt6: black monitor with a visible power button in the left corner. pressing power button on monitor to turn it on. Red arrow indicates the power button location.

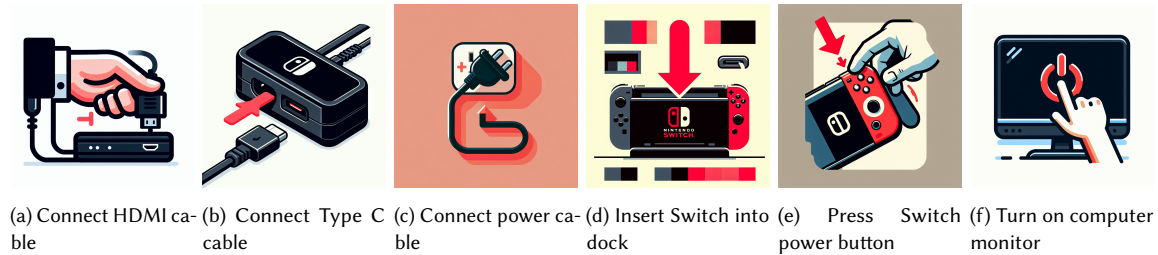


Fig. C.4. Steps for connecting the Nintendo Switch to a monitor.

C.5 Comparison between original prompt and modified prompt

As stated in Sec.6.4.2, we present two examples of image assistance generation to demonstrate the effectiveness of our template, as shown Fig.3.

The first example involves the task of making coffee. The basic prompt, without any modifier, is “*presses a button on an espresso machine.*” Our enhanced prompt incorporates specific modifiers for clarity: “*presses a white button on a white espresso machine. A red arrow points to the button. No background, styled in flat, instructional illustrations. Accurate, concise, comfortable color style.*”

In the second scenario, the user needs to cut the stem of a flower at a specific angle. The raw prompt reads: “*cuts stem of a flower up from the bottom with scissors at 45 degrees.*” Our proposed prompt, enriched with detailed modifiers, is “*One hand cuts the stem of a red flower up from the bottom with white scissors at 45 degrees. A large red arrow points to the cut, set against a white background in the style of flat, instructional illustrations. Accurate, concise, comfortable color style.*”

As shown in Fig 3, Fig 3a and Fig 3c, derived from our template, eliminate unnecessary details and emphasize the core action of pressing a button. Clear visual elements, such as bold outlines and directional arrows, highlight the instructed action, making it immediately apparent what action is being instructed. This type of imagery is especially effective in instructional materials where rapid comprehension is essential. In contrast, Fig 3b and Fig 3d may introduce ambiguity in an instructional context due to their realistic depiction that includes reflective surfaces and shadows. While aesthetically pleasing, this level of detail can distract from the core instructional message. Therefore, our template enhances image clarity and directly aligns with the user’s need for clear, actionable instructions in their specific context.

D User Study Interview Quote

We clustered the opinions shared by participants and presented the corresponding quotes. The opinions were collected through transcriptions of in-person interviews conducted after the experiments and from follow-up questionnaires.

D.1 Satori System

D.1.1 Satori system is better for novice users. P8: “if someone is new to, let’s say, doing a certain task, there were visual cues that were there, which we had to see on the screen and replicate that.”

P6: “if someone who doesn’t know what is a grinder, or doesn’t know what is the brewer, or stuff like that, it (animation) actually showed me.”

D.1.2 *Satori system can provide clear and useful instructions.* P8: “*though the tasks were simple, the instructions were very clear in both the things.*”

P14: “*The guidance helps me a lot, especially in coffee making. It provides me with very detailed instructions including time, and amount of coffee beans I need. I would have to google it if I don’t have the guidance.*”

D.1.3 *Satori system can detect my intentions.* P9: “*the provided guidance pretty much aligned with my intention all the time. The confirmation message helps but also annoyed me a bit since it showed up after every step.*”

P12: “*In my experience, most of the time the system knows what I have done in the past step eventually, but I wish it could be more responsive so I don’t need to wait for the system to recognize what I have done*”

D.1.4 *Design in Satori makes the users more engaged and feel trustworthy.* P9: “*I like to have a voice talking to me more for emotional support such as compliments after completing one step successfully.*” P5: “*The automatic step-by-step experience is highly engaging and makes me excited about its future. It gives me the impression that the machine understands what I’m doing, making its instructions feel trustworthy.*” P10: “*It automatically detects my progress.*” P12: “*I like how the system automatic play the text that you finished the task which made me more engaged at the beginning, but awwhen I realize that it often takes time for the system to know you have finished and I have to wait for it, that engagement and enthusiasm faded.*”

D.1.5 *Satori system can not always detect the completion of a step.* P8: “*most of the time... if I have to associate a number with it, 60% of the time... it wasn’t able to pick if I did finish the task or not.*”

D.1.6 *Satori is bit lag behind Woz in terms of timely assistance.* P4: “*It was a bit delayed compared to the second one.*”

P6: “*(Satori) I think maybe it took a little bit extra. I think five, 10 seconds extra I needed to show the image properly for it to understand that I’ve done the stuff. The second one, (WOZ) I saw that it could comprehend much more easily.*”

D.1.7 *Satori main frustration point is detection of finish.* P3: “*But also I think that it would be helpful if it actually did recognize all of the things that I was doing.*”

P2: “*the first system, what I feel is the guidance was good. The images were nice, the animation was on point, just the detection was not good.*”

P9: “*I just hope the detection, whatever algorithm, can be more accurate, so I don’t need to click it by myself.*”

D.1.8 *The substep checkpoint and steps are useful.* P9: “*I like the mission kind of point of view, and it shows each step, like the sub-steps, with the progress checkings, like the circle thing. It’s easier for me to understand if I’m working on the correct step, or if I already messed something up before I even noticed.*”

P13: “*what you are doing and the overall objectives and individual steps. To show, like, it’s easy to understand what step I did and going back and forth.*”

D.1.9 *Combination of visual, text and audio modality makes task completion easier.* P3: “*So I like that the second system (SATORI) has also like a text feedback. So in case I’m lost, I can just figure it out. I think this one (WOZ) did not have a text feedback. So once I miss the voice, if I happen to miss the voice or if I forget, if it’s a long task, then I might forget exactly where I am or what the subtasks involved in this task are.*”

P3: “*Animations are helpful in either case. But the second one seems kind of more detailed. But I just feel that might be just because it combines different modalities. That I feel like better, a better sense of where I am in the task.*”

P5: “*like, the images and the text and audio..the whole thing is composed more neatly.*”

D.1.10 *Image assistance is useful.* P1: “*the picture of the second one is very nice and it looks good.*”

P2: *“The images were nice, the animation was on point.”*

P6: *“what I liked better was there was animation for everything. So yeah, I mean, if someone who doesn’t know what is a grinder, or doesn’t know what is the brewer, or stuff like that, it actually showed me. And who doesn’t know how to cut below the waterline and stuff like that, it actually showed me the animation on whether to cut.”*

D.1.11 *Image assistance is confusing, or complex.* P1: *“but I think it can be more simple because maybe many content in the picture is not necessary for me. icon can be just show the most important thing during the task and not many extra lines or something.”*

P5: *“But in the second system, you just use, like, the AI-generated images. And that sometimes is just not, like, matching the real setting. So, sometimes if you use the real live objects, it may make the image instruction more clear.”*

P14: *“sometimes the figure is confusing, I think because it’s in flash style and it’s sometimes it’s a little different from what the actual item is.”*

D.1.12 *Timer is useful.* P13: *“...for example the system gives video instructions on how to fold the coffee filter and place it in the cone; that’s very helpful. I also like the timer when I make the coffee”*

D.1.13 *Satori system gives user higher satisfaction on the assistance.* P2: *“I felt the first one was much better, but the second was, I felt I was able to do the task much faster. Reason: the first system, what I feel is the guidance was good. The images were nice, the animation was on point, just the detection was not good.”*

D.1.14 *Task transitions are natural for both.* P2: *“in the two systems is it (natural). I felt there was a lag in first, in system one, but in system two, it was everything was robust.”*

D.1.15 *Satori can be applied in daily life.* P12: *“I think this specific scenario is actually pretty helpful because sometimes we need to connect different devices that are new to us. I had a similar issue with my Wi-Fi router and modem at my apartment last year and I have to call a specialist to come and fix it, but an AR tutorial will be helpful.”*

P8: *“Things like IKEA assembly etc., would be a great use case.”*

P13: *“cooking, assembling equipment (ex. PC) or furnitures (ex. shelf), operating on machines (ex. coffee maker), exercise (ex. different yoga moves)”*

P9: *“...maybe when we need to assembly a furniture, instead of going through the manual back and forth all the time, we can just have this system to guide us.”*

D.2 WoZ

D.2.1 *WoZ system detect user’s intentions.* P9: *“There is no misalignment between my intentions and the provided guidance”*

P13: *“sometimes there are time lag, but mostly it works fine”*

D.2.2 *The modality design is not as much as helpful.* P1: *“The timing of the first one is really not useful for me because I cannot figure out whether which way it will present to me. Maybe the voice, maybe the image. There was a time that I think it will be a voice to lead me but actually there is an image but I didn’t know. I just wait for the voice and I don’t know how to do the next.”*

P2: *“...However, the lack of text guidance made some tasks more difficult.”*

P4: *“Its guidance was not uniform. It showed text, audio, images randomly. When I need a animation to help, it only showed me a text.”*

D.2.3 Woz helps user complete the task faster and smoother. P2: "I felt the first one was much better, but the second was, I felt I was able to do the task much faster. I would definitely prefer like the system two, over like system one, because it's much faster, even though there are less instructions (WOZ)."

P8: "This system had through-and-through audio guidance. This helped me feel the process was much smoother"

P2: "The guidance in System B was helpful due to the fast detection of task completion. For example, when connecting the mop and duster, the system quickly recognized the task as complete."

D.2.4 Animation and image assistance are better. P9: "animation from the last one, from the first system, was easier to follow compared to the images that's in today's system."

"The system gives me realistic images and voice guidance."

Received September 2024; revised 1 May 2024