

Raising the Stakes: Performance Pressure Improves AI-Assisted Decision Making

NIKITA HADUONG, University of Washington, USA

NOAH A. SMITH, University of Washington, USA and Allen Institute for AI, USA

AI systems are used in many domains to assist with decision making, and although the potential for AI systems to assist with decision making is much discussed, human-AI collaboration often underperforms. Investigation into why the performance potential is not realized has revealed many factors, including (mis)trust in the AI system and mental models of AI capabilities on subjective tasks. Performance pressure is known to influence human decision making behavior, yet how it interacts with human-AI decision making is understudied. In this work, we show the effects of performance pressure on AI advice reliance when laypeople (Amazon Mechanical Turk crowdworkers) complete a common AI-assisted task (fake review detection) and thus have inherently low performance pressure. We manipulate performance pressure by leveraging people’s loss aversion towards potential monetary gains when completing a task. We find that when the stakes are high, people use AI advice more appropriately than when stakes are lower, regardless of the presence of an AI explanation. Furthermore, when the AI system gives incorrect advice, people correctly discount the poor advice more often when the stakes are higher than when they are lower. We conclude by discussing the implications of how performance pressure influences AI-assisted decision making and encourage future research to incorporate performance pressure analysis.

CCS Concepts: • **Human-centered computing** → **Empirical studies in HCI**; **Empirical studies in interaction design**.

Additional Key Words and Phrases: AI-assisted decision-making, performance pressure, overreliance, human-centered AI, explainable AI, human-AI interaction, decision support systems, financial pressure

1 Introduction

AI decision aids are available across many industries (e.g., medical diagnoses [13, 15], financial management [52], and criminal recidivism risk [31]), and when used in a complementary way with humans, have the potential to outperform either the human or AI working alone. The potential is not necessarily realized, however, because of several challenges: debates on ethical responsibility of decisions [8, 26, 44], the human ability to recognize when AI advice should be taken [43], mental models (biases) regarding AI performance and ability [12, 27] to perform well on subjective tasks, and effects of how the AI advice is delivered [46]. Many research directions thus aim to resolve these barriers to complementarity in human-AI performance, including examining the effects of having AI systems explain predictions [4] using explainable AI (XAI) methods, introducing cognitive forcing functions when presenting AI advice [6], adjusting AI advice interactions/presentation methods [40], and adjusting task framing to account for mental models about the types of tasks AI can work with [9].

In AI-assisted decision making, the human makes the final decision, bearing full responsibility for its consequences. Performance pressure from responsibility can influence decision making behavior [2]. The bulk of research working towards complementary human-AI performance isolates human behavior away from the effects of performance pressure because the field is rapidly evolving its understanding of how humans perceive and work with AI tools. Intrinsically high and low stakes tasks are used in these experiments, but the stakes have little tangible effect or implication for evaluators. Hence, we observe a gap in the literature of how people rely on AI assistants *under performance pressure*, or when stakes matter personally.

In this work, we seek to understand how performance pressure affects AI advice usage when AI advice is provided as a second opinion. We induce performance pressure through a pay-by-performance scheme framed as a *loss*. Participants are

Authors’ Contact Information: Nikita Haduong, qu@cs.washington.edu, University of Washington, Seattle, Washington, USA; Noah A. Smith, nasmith@cs.washington.edu, University of Washington, Seattle, Washington, USA and Allen Institute for AI, Seattle, Washington, USA.

told their potential bonus, and for every incorrect answer, the bonus is reduced. This simple payment framing effectively creates performance pressure for participants in an inherently low stakes task, and we observe that participants under pressure rely on the AI more appropriately. Furthermore, we explore how the positive effects of XAI perform in performance pressure conditions, finding nuances to its benefits.

Our contributions are:

- We demonstrate how to induce high-stakes AI-assisted decision making behavior in a low-stakes setting; this approach can generalize to many pre-existing study designs.
- We show that the effects of XAI on AI assisted decision making have similar (but not additive) effects to performance pressure, suggesting opportunities for designing adaptive decision making environments when an XAI may be unavailable or inappropriate.
- We observe XAI having a negative effect on appropriate AI reliance (i.e., the usage of AI advice to make a higher quality decision), resulting in an increase of overreliance on AI advice and discuss implications for XAI making people trust the AI *too* much.

2 Background

The high sensitivity of advice taking makes it challenging to design systems that can assist with decision making. People are influenced by many factors when taking advice, such as their personal expertise [42], the advisor’s reputation [51], or the style of advice delivery (e.g., inviting or broadcasting) [11, 33], resulting in inconsistent advice taking behavior that can be challenging to predict. For example, even if advice is objectively high quality (e.g., advice based on fact), it may still be discounted, i.e., not incorporated in the final decision [50]. AI advisors are expected to complement human decision making and result in higher collaborative performance, compared to individual performance, but recent studies have observed that over- and under-reliance on AI advice result in suboptimal collaboration [7, 24].

Toward appropriate AI advice use. Algorithmic aversion has been shown to be task-dependent, in line with ideas on biases about how well AI can perform on subjective tasks. When the task is subjective, e.g., predicting speed dating results, Castelo et al. [9] found increased algorithmic aversion, as opposed to an objective task, e.g., predicting financial outcomes. Hypothesizing that people discount AI advice because they do not trust the AI, researchers have used explainable AI (XAI) methods and shown the explanations alongside the AI. Many studies have observed XAI improving appropriate AI reliance (e.g., Ben David et al. [5], Lee et al. [29], Panigutti et al. [38]). In contrast, Fleiß et al. [17] observed the opposite: when decisions were about quantifiable skills, rather than soft skills, adding explanations did not significantly increase AI advice reliance. Jiang et al. [25] similarly observed XAI failing when the user is too uncertain. Another set of methods to mitigate poor AI reliance is through cognitive forcing functions—interventions that cause a decision maker to engage in analytical thinking [28]. Rastogi et al. [40] successfully employ a cognitive forcing function to reduce anchoring bias—a bias where people weight earlier information higher—by adding a time delay before showing AI advice.

Decision making under pressure. An important environmental factor to consider is the influence of stressors on the human decision maker. Decision making often occurs under different stressors such as time stress or decision responsibility. Different stressors can influence decision making in different ways [22], and when multiple stressors are present, their compound effect can present itself in additive, synergistic, and antagonistic ways [20]. The influence of stress on AI-assisted decision making is an understudied factor, although recent works have begun studying the effect

of time pressure. Swaroop et al. [48] study how AI-assisted decision makers perform under time pressure, which is a common scenario such as making decisions in the operating room or while carrying out search and rescue missions. They design a task where users are given a profile of medical symptoms for an alien and need to provide a medical diagnosis. The task carries a real-world resemblance but is approachable to laypeople. Gazit et al. [18] studied AI-assisted decision making under the pressure of responsibility and observed how responsibility pressures overrode logical reasoning, resulting in lower appropriate AI reliance. The experiment setup involved surveying managers in business organizations, using experts with real responsibilities but asking about their behaviors rather than empirically observing them. Further work is needed to understand the role of responsibility and pressure in AI assisted decision making.

Manipulating performance pressure. Performance pressure can be manipulated through different consequences, e.g., rewards and reputation [47]. High quality crowdworker data can be collected by using an appropriate financial incentive in the form of a fair base pay and bonuses. A higher potential reward, or bonus, can increase the pressure on the crowdworker to have higher performance. A common way of presenting the bonus is to frame it as a *gain*, e.g., “if you do a good job, you can earn a bonus”. Alternatively, the bonus could be framed as a *loss*, e.g., “if you do a poor job, you will lose your bonus”. The literature in risk aversion, the propensity to play it safe, and loss aversion, the fear of losing out, has observed a stronger pressure effect from framing incentives as a loss rather than a gain [32]. Grgić-Hlača et al. [19] designed a study investigating how trust in the AI advisor evolves and used the loss framing to much success. Their experiment involved users making AI-assisted decisions and updating their mental models of the AI behavior. In contrast, we are interested in studying the influence of external performance pressure stressors to encourage more appropriate AI reliance (i.e., correctly using AI advice to improve decision-making), rather than studying effects on user trust.

3 Experiment 1: How does performance pressure affect AI advice taking?

To understand how performance pressure manipulation influences AI advice-taking, we recruit Amazon Mechanical Turk crowdworkers (Turkers) and task them with judging whether a hotel review is genuine or fake (i.e., written with the intent to deceive; not to be confused with the orthogonal question of whether the review is human- or AI-generated). They are provided AI advice in the form of a prediction for the review classification. Our performance pressure manipulation involves manipulating the payment condition for participants.

Our hypotheses are as follows:

H1: We can influence AI advice reliance by applying performance pressure through a monetary bonus framed as a loss. Increased pressure will result in more appropriate AI advice reliance.

H2. We can predict the influence of the pressure manipulation through measuring the risk aversion level of participants. Participants with higher risk aversion will be more careful in their decision making.

H3. Participants will spend more time considering the AI advice under higher pressure, regardless of whether they change their decision, because they want to be more careful about their response.

3.1 Dataset

We use a binary classification task where users judge whether a review is genuine or written with the intent to deceive. We draw data from the Deceptive Opinion Spam Corpus [36, 37], which contains a balanced set of deceptive and genuine hotel reviews in both positive and negative polarities. The genuine hotel reviews were taken from travel websites

(e.g. TripAdvisor, Expedia), and the deceptive ones were written by Turkers. We sample 18 reviews from the test set, ensuring half were predicted incorrectly by the AI model. Two of the reviews were selected for use as practice. The sampled review length was between 250 and 600 words. Reviews had a mean length of 417 words (split on whitespace), 13/18 reviews had positive polarity, and 11/18 reviews were fake. The model mislabeled 7/11 fake reviews as genuine and 2/7 genuine reviews as fake.

Of the many classification datasets available, we chose fake review detection because it has real-world importance, is not an inherently high risk task (as compared to medical diagnosis), does not require expertise in the real-world setting (as compared to criminal recidivism), and likely has minimal relevance to the Turkers (e.g., the impact of predicting a review incorrectly has no personal effect on the Turker). Hence, the pressure to perform in the real world in this task should primarily be external, which parallels our experimental setup of simulating different levels of external performance pressure.

3.2 Model

We train an SVM classifier with TF-IDF features. Our model achieves 86% accuracy on the test set using 5-fold cross-fold validation, in line with the SVM used by Schemmer et al. [43]. We do not disclose the model performance in our study to avoid user bias about objective performance metrics of the advice.

3.3 User Interaction

To measure the influence of AI advice under different stakes conditions, we require a sequential decision making setup. For this reason, we use the judge-advisor system (JAS) [45]. Under JAS, a user will first make a judgment alone, then receive advice, and finally make a second judgment (either confirming or adjusting their initial judgment). The sequential nature allows us to measure influence by comparing the final judgment with initial pre-advice judgments. Our interface design is heavily inspired by [43] in order to compare our baseline conditions with previous work.

3.4 Experiment Setup

A total of 161 participants were recruited on Amazon Mechanical Turk. The Turk recruitment conditions were 95% HIT acceptance rate, and limited to U.S. workers. We included an attention check question after 8 reviews were judged, not including the two practice reviews. Only data from participants who passed the attention check were considered. After subjects accepted the HIT, they were directed to a consent form, then received instructions for the task. They completed two practice tasks without receiving AI advice to ensure they understood the JAS setup. During each task, reviewers decided whether a review was fake or genuine and rated their decision confidence on a scale of 0–100 using a range slider, received AI advice, then confirmed their decision and confidence level. Participants did not receive feedback on the correctness of their judgments, to prevent the influence of trust in the AI system. After two practice tasks, which are excluded from analysis, subjects judged 16 reviews, then completed a postsurvey. The postsurvey contained demographics questions and the Holt-Laury Risk Assessment (HL) [23] (Appendix A.3), which is a survey to determine the risk aversion preferences of users. The HL survey is a list of gambles where participants choose between “safe” and “risky” choices. Users are incentivized to answer truthfully on the survey because they can then earn a bonus of up to 3.85USD. The study was approved by our institution’s IRB, and participants were guaranteed a wage of 20USD/hr. Overall the study took about 30 minutes per participant. The participants received 5USD base pay for completing the task and were aware of the bonus from the HL survey. To ensure the wage rate, we gave all participants a flat 5USD bonus, for participants to receive a total pay of 10USD.

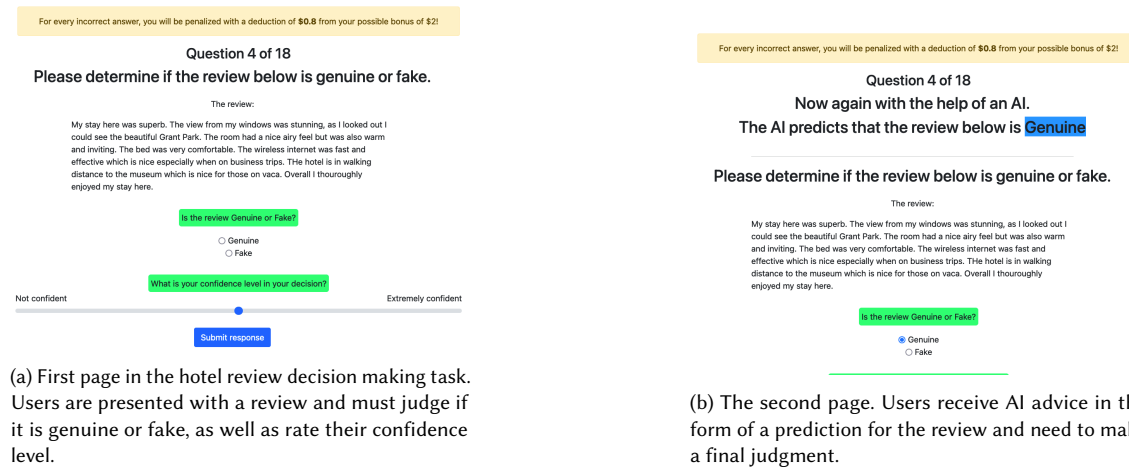


Fig. 1. The user interface in Experiment 1 pay-by-performance condition, showing a question from the “high stakes” task set. The user first encounters the review in (a) and makes a judgement. Then they receive AI advice (b) in the form of a model prediction and need to make their judgment again. Their previous judgment prefills the response form.

Conditions. We use a between-subjects design varying payment conditions, and a within-subjects design varying the amount of pressure. In the baseline condition, full-payment (FP), participants are informed that they will receive a fixed payment (5USD + survey bonus) for the task. In the performance pressure condition, pay-by-performance (PbP), participants are informed they can earn bonuses, in addition to the 5USD base pay, based on their performance. We also use a within-subjects design to study effects of different amounts of pressure. The tasks were evenly split into two groups, “high” and “low” stakes groups, and the tasks within each group were randomized. The group order was also randomized. In pay-by-performance, the groups were labeled with different losses: in the “high” stakes group, every incorrect answer incurs a loss of 0.8USD from a potential bonus of 2USD; in the “low stakes” condition, every incorrect answer incurs a loss of 0.1USD from a potential bonus of 1USD. In full-payment, the items in the groups are all treated the same as there are no “stakes” for any items. Figure 1 shows an example of the PbP condition in the “high stakes” task set.

Dependent Variables. The following measures are our dependent variables:

- Relative positive AI reliance (RAIR; Appendix A Equation 1): the number of cases where the human correctly changes their mind to follow the AI advice, divided by the number of cases where the human could have done so [43]
- Relative positive self-reliance (RSR; Appendix A Equation 2): the number of cases where the human correctly maintains their judgment, disregarding the incorrect AI advice, divided by the number of cases where they could have done so
- Time spent considering the AI advice
- Total accuracy of the final answers given by the human

Analysis. We conduct significance testing between conditions on dependent variables using the Mann-Whitney U statistic and rank-biserial correlation (r_{rb}) to determine effect size.

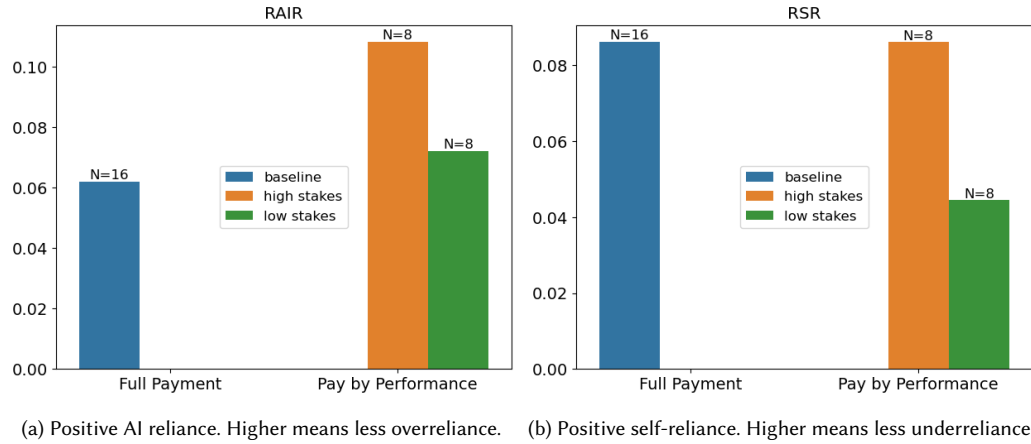


Fig. 2. Experiment 1: The pay-by-performance condition leads to higher RAIR (left) but lower RSR (right), than the full-payment condition. Both RAIR and RSR improve when stakes are higher. This means that high stakes lead to more appropriate usage of the AI advice: correctly changing one’s mind when the advice is correct (higher RAIR) and sticking to one’s initial judgment when it is wrong (higher RSR).

3.5 Results

After filtering out poor data (e.g., failed attention checks, using AI in the postsurvey, or multiple task durations > 4 standard deviations from the mean), we collected responses from 85 Turkers: 40 in FP, and 45 in PbP conditions. Participants’ demographics reported were: 53% female, 46% male, and 1% declined to say, and age 18–24 (3%), 25–31 (49%), 32–38 (21%), and 39+ (27%).

The risk aversion score is based on the quantity of safe choices made in the HL survey. 59% of participants had high risk aversion (≥ 7), 33% had moderate risk aversion (4–7), and 8% had low risk aversion (0–4).

In the full-payment (FP) condition, human accuracy was 48% overall, and 11.6% of decisions changed after seeing AI advice. In the pay-by-performance (PbP) condition, human accuracy was 49% overall (48% for high stakes task set and 49% for low stakes task set), and 16.3% of decisions changed after seeing AI advice. We observe no significant difference in performance between FP and PbP.

In the following discussion, we discuss significant results of analyzed variables in the context of our hypotheses.

Performance pressure via monetary loss aversion leads to overall more appropriate reliance on AI advice (H1). Figure 2 summarizes the difference in relative positive AI reliance (RAIR, left) and relative positive self-reliance (RSR), right across conditions. For both high and low stakes pay-by-performance, RAIR improves over the baseline full-payment condition; performance pressure increases the rate at which humans correctly change their minds given good AI advice. The high stakes pay-by-performance condition shows significantly higher RAIR than the full-payment condition ($p = 0.008$, $r_{rb} = 0.023$). The low stakes pay-by-performance improvement in RAIR over the full-payment condition was not significant ($p = 0.530$). The results are more nuanced when it comes to the rate at which humans correctly “stand their ground” and resist taking bad AI advice. For low-stakes items in the pay-by-performance condition, RSR is significantly worse than the baseline full-payment condition ($p = 0.013$, $r_{rb} = -.021$), but high-stakes items do not show a significant drop in RSR ($p = 0.995$). Note that in the low stakes case, participants would still receive a bonus even if

they were consistently wrong, but three wrong high stakes answers would result in no bonus. Hence humans will be less cautious in the low-stakes case and may therefore be prone to over-reliance on the AI advice.

We build multiple linear regression models to examine whether the performance pressure treatment is a predictor for the observed differences in RAIR and RSR. The significantly higher RAIR in high stakes pay-by-performance is captured by the linear regression models, indicating a weak effect ($p < 0.1$) for predicting RAIR (Appendix B.1 Table 2). The pay-by-performance treatment does not predict RSR, which is expected due to the mixed RSR between high and low stakes items.

Risk aversion scores are not a predictor for AI advice usage (H2). Although we observe the effects of pressure improving appropriate AI reliance, our regression analyses find minimal effects. The Holt-Laury (HL) risk aversion score had a slightly significant coefficient ($-.001$; $p < .05$) for the RSR dependent variable. The majority of our participants rated themselves as moderately to highly risk averse on the HL survey. As such, we interpret the coefficient as indicating negligible change in risk aversion. Therefore, we do not consider the HL score to be a predictor of AI reliance and reject H2 (Appendix B.1). We interpret this result as the HL survey being unable to capture the actual risk-taking behavior of our participants, perhaps due to the scale of the monetary incentive. Many empirical measures of risk attitude have faced challenges in capturing actual risk-taking behavior, and success [49] and failure [30] have both been reported with the HL survey. We observed risk-taking behavior in our study, thus it is possible a different risk aversion measurement would be more appropriate, e.g., the Arrow-Pratt measure [1, 39] or the multi-item questionnaire by Dohmen et al. [14]. Further work is needed to determine predictors for how performance pressure influences AI advice taking.

Overall, we find our pay-by-performance treatment effective in improving AI reliance when stakes are high, mitigating both overreliance and under-reliance. However, we observe mixed effects in low stakes tasks, given that participants are exposed to both high and low stakes task settings, where participants were more prone to over-relying on AI advice than in the baseline full-payment condition.

When stakes are higher, more time is spent considering AI advice (H3). In high stakes tasks, users spent more time considering AI advice (average 69.2 seconds), than in low stakes tasks (average 62.6 seconds). When AI advice was incorrect, users in high stakes cases spent on average 66.5 seconds considering the AI advice, while in the low stakes cases, they spent 56.0 seconds on average. However, variance was high (112 seconds), so these observations are not significant. We drop the task time dependent variable from further analyses due to the high variance.

4 Experiment 2: How does XAI hold up under pressure?

We explore how the inclusion of AI explanations affects AI reliance under pressure. In this experiment, subjects received an AI explanation simultaneously alongside the AI prediction. Our two treatment groups are full-payment XAI (FP-XAI) and pay-by-performance XAI (PbP-XAI). We use LIME feature importance explanations [41], which is a model-agnostic XAI model that aims to explain the importance of independent features—words, in our setting. A common explainable text visualization technique is to highlight words that indicate their importance to a model decision. Figure 3 shows an example of the PbP-XAI condition in the "high stakes" task set. Figure 3b shows an example of how text is highlighted to be associated with either a genuine or a fake prediction using the LIME method. We hypothesize:

H4. The positive effects from XAI will hold under pressure, potentially further increasing appropriate reliance of AI advice.

The experiment setup is otherwise identical to that of Experiment 1.

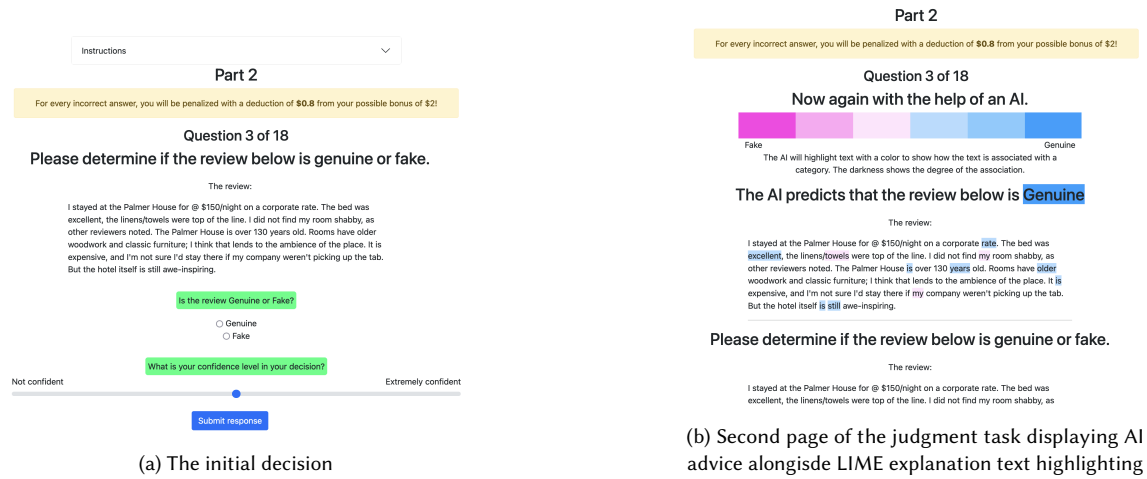


Fig. 3. Experiment 2: The user interface in PbP-XAI condition, showing a question from the “high stakes” task set. The differentiating element in this user interface from that for Experiment 1 is the yellow alert telling participants how incorrect answers will deduct from their potential bonus, and the LIME explanation highlighting in (b). The interface is otherwise identical to Experiment 1.

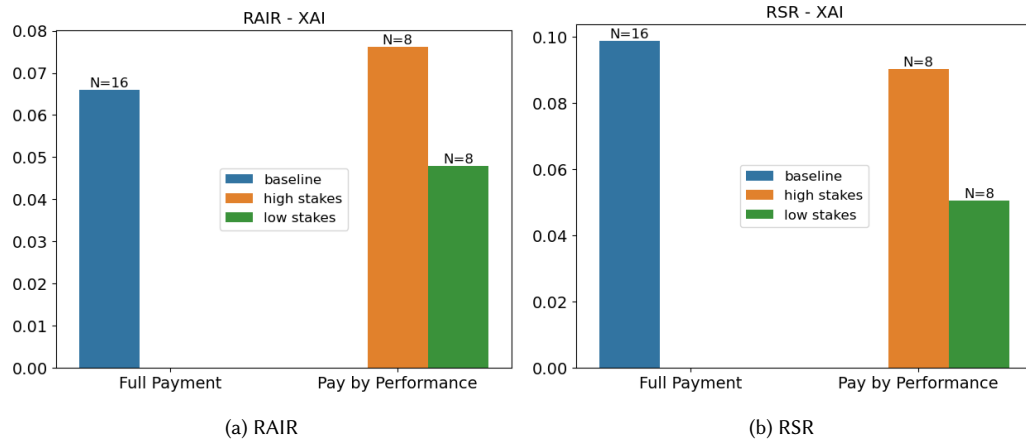


Fig. 4. Experiment 2: XAI closes the gap in full-payment and high stakes pay-by-performance conditions on correctly relying on AI (higher RAIR, left), improving full-payment RAIR over what we saw in Section 3. It appears to have a detrimental effect on low stakes pay-by-performance RAIR and self-reliance in pay-by-performance conditions (RSR, right). The explanations are convincing participants to over-rely on the AI advice.

4.1 Results

We collected data from 76 Turkers: 34 in FP-XAI and 42 in PbP-XAI. Participants’ demographics reported were: 41% female and 58% male, and age 18–24 (12%), 25–31 (42%), 32–38 (29%), and 39+ (17%). Due to rejecting the hypothesis that risk aversion score can predict AI reliance, we drop this variable in Experiment 2.

In the full-payment (FP) condition, human accuracy was 49% overall, and 12.6% of decisions changed after seeing AI advice. In the pay-by-performance (PbP) condition, human accuracy was 49% overall (48% for high stakes task

set and 49% for low stakes task set), and 11.5% of decisions changed after seeing AI advice. Slightly fewer decisions were changed in PbP-XAI than in the Experiment 1 pay-by-performance condition (4.8%). We observe no significant difference in performance.

XAI helps under-reliance and worsens over-reliance. Figure 4a summarizes the difference in relative positive AI reliance (RAIR, left) and relative positive self-reliance (RSR), right across conditions. For high stakes pay-by-performance, RAIR improves over the baseline full-payment condition, similarly to what we observe in Experiment 1. Unlike in Experiment 1, the improvement is not significant ($p = .553$). RAIR in low stakes pay-by-performance does not improve over the full-payment baseline ($p = .261$). When it comes to resisting taking bad AI advice, participants in the pay-by-performance condition perform worse than the full-payment baseline. Both high and low stakes pay-by-performance conditions exhibit lower RSR than the full-payment baseline, and in contrast to Experiment 1, the low stakes RSR is significantly lower than the full-payment baseline ($p = .009$, $r_{rb} = -.024$). These mixed results reject our hypothesis (H4) that the positive XAI effect holds under performance pressure. XAI was able to close the gap in RAIR between between full-payment-XAI and high stakes pay-by-performance, but it was detrimental to positive self-reliance. The presence of XAI encouraged participants to believe in the AI advice too much. We build multiple linear regression models to predict the drop in RSR for the pay-by-performance condition but find no significant effects (Appendix B.2).

4.2 Does XAI complement performance pressure?

XAI had a mixed effect on RAIR and RSR. We still observed improved RAIR in the pay-by-performance condition over the full-payment baseline, but the significant difference diminished. In contrast, XAI had a detrimental effect on RSR. We build multiple linear regression models with pay-by-performance condition and XAI presence as the independent variables to investigate whether there is a predictable effect from XAI. Our models do not find XAI to be a significant predictor for RAIR and RSR (Appendix B.3). These mixed results open up more questions that are outside of the scope of this study. For instance, how do different XAI methods compare under performance pressure? Since our task has no time constraint, perhaps providing many different XAI methods simultaneously to give subjects a more comprehensive overview of possible reasoning could be more effective. Subjects with more concern about performance pressure may desire as much information as possible to make the most informed decision. Perhaps the quantity of XAI methods should scale with the performance pressure in terms of informativeness and diversity.

Our regression results point towards the challenge in predicting how users will perform under performance pressure. We are able to capture significant AI advice behavior changes through Mann-Whitney U-tests, yet our predictive models are unsuccessful. The ability to predict how behavior changes under pressure will be important for informing the design of adaptive environments and XAI presence for AI assisted decision. We discuss further implications and potential directions for future work to build predictive models in Section 5.

4.3 How did participants judge reviews?

Our postsurvey included questions asking how participants used AI predictions and how they judged reviews.

Q. Describe why you did or did not use the AI advice. Several users admitted to guessing because they could not determine any relevant features indicating review quality (fake or genuine). Five users stated they find AI trustworthy, especially because “in todays world Ai is very smart and helpful”. Note that the AI model accuracy (86%) was not disclosed, and random chance performance on our task is 50%. This illustrates how loaded the term “AI” is, as it can prime users with high association bias. Two users did not trust the AI, particularly when the XAI condition highlighted

nonsensical words. One participant stated they did not use the AI advice because AI is unable to analyze emotional content in the review. The presence of the emotion feature for making judgments demonstrates the biases observed by Castelo et al. [9], where users expressed increased algorithmic aversion in subjective tasks over more objective tasks.

Q. Describe how you determined whether a review was fake or genuine. Five participants stated they paid attention to the emotion the review to determine whether a review was fake or genuine, although they did not specify which decision was associated with emotion.

5 Discussion

This work investigated how changing the payment method for crowdworkers influenced their AI advice taking behavior in an inherently low stakes task. A large body of literature has focused on improving AI reliance isolated from environmental factors such as pressure, but AI assisted decision making often occurs under pressure. Fortunately, simulating pressure effects in a lab environment can be a simple matter, and we demonstrate one such form of pressure, performance pressure through payment method, in this work.

5.1 AI advice reliance under pressure

There are many types of environmental pressures that an AI-assisted decision maker can be under, and interaction effects can vary widely. When looking at performance pressure, our findings show a subtle effect of how AI advice reliance changes under different levels of pressure. Higher performance pressure reduced overreliance on AI both with and without XAI (Figure 2a; Figure 4a). Unfortunately self-reliance suffered significantly when XAI was present. RSR in the pay-by-performance condition for both high and low stakes was lower than in the full-payment baseline (Figure 4b). We suspect the XAI was too persuasive, overpowering the influential benefits of performance pressure acting as a cognitive forcing function. The task was challenging: human performance was roughly random chance, so there could be an authority bias at play, where participants believe AI to be an authority figure (Section 4.3). The XAI explanation method also may have been confusing such that it created an illusion of expertise. It associated words with a prediction that may not have made sense (e.g., the linking verb “is” is associated with being genuine (Figure 3b)), but users reported associating emotional content with their prediction in the postsurvey (Section 4.3).

Since there is some evidence that XAI can improve AI reliance, an important possibility to consider is how different XAI fail, or can act in complementary ways, under effects of pressure. For example, one XAI method can be more effective than another depending on the task or stakeholders [25], but those findings may not hold under different pressure effects, if the pressure effect has an overriding negative influence, as we observe in Experiment 2 with XAI significantly lowering positive self-reliance. Further systematic work investigating AI assisted decision making within an environment where external environmental pressures are controlled will be vital to developing methods that improve AI reliance in the workforce. Our work with a single stressor, performance pressure, takes a first step at understanding how XAI influences AI reliance (in both positive and negative ways), and future work that can find stronger effects has the potential to guide research towards making adaptive XAI that remains effective under different environmental conditions.

5.2 Human Performance under Pressure

Human behavior changes under pressure, and we observe a positive influence on AI reliance *with minimal cost in time*, i.e., the pay-by-performance condition did not have a significant effect on task duration, yet AI reliance improved.

Our pay-by-performance treatment was able to act as a subtle but effective cognitive forcing function, leading us to believe there is potential for a synergistic effect when combined with time pressure, as in Swaroop et al. [48]. If users have the potential to improve accuracy under time pressure, and pay-by-performance can also improve AI reliance without costing significant time, then perhaps the two pressures will result in performance surpassing either individual treatment condition. The combination of both time and performance pressures also more realistically simulates real-world environments. For example, in the operating room, a surgeon will be under time pressure to perform the operation quickly, as well as performance pressure to perform a successful procedure. The two pressures cannot be disentangled in such a scenario.

Beyond the subtle influences of pressure treatments lies an important question in the detrimental effects of pressure, for example, choking. Choking under pressure is a phenomenon where a human experiences performance decline in critical high pressure settings and is often attributed to anxiety. Our experiments and Swaroop et al. [48] did not observe choking, although Swaroop et al. [48] did observe that slowing down AI overreliors in higher time pressure environments could improve their performance. A possible reason for this is increased anxiety due to their time pressure treatment. Only a fraction of participants had improved AI reliance under the time pressure treatment. Emotional regulation strategies can be effective in improving performance when anxiety is high [3], so if anxiety is the cause, then borrowing emotional regulation techniques may be helpful. As the AI reliance literature is already familiar with cognitive forcing functions being effective (e.g., slowing down the overreliors), another potential mitigation for choking may be to adapt methods from the distraction model: if choking occurs due to cognitive overload, an attention shift could refocus the user to pay attention to relevant information and avoid choking [16, 21, 34, 35]. A concrete example of adding a distractor could be as easy as adding a third color to LIME XAI explanations that are unrelated to the prediction.

5.3 Adaptive Environments for AI Assisted Decision making

Our work has illustrated the challenges in predicting how environmental stressors influence AI assisted decision making. The mixed effectiveness of incorporating XAI under pressures reinforces the findings of [25] where XAI is only effective for some people and some environments. This calls for building adaptive environments that can be personalized for the user and task to provide appropriate XAI methods, cognitive forcing functions, and other AI advice interventions. However, in order to develop these environments, we need the ability to predict ideal combinations of people, users, and intervention methods. Our limited success building predictive models demonstrates how the task will be challenging, but not impossible.

6 Limitations

Our experiments in simulating performance pressure through loss aversion used an inherently low-stakes task with crowdworkers. Varying the task to one with inherently high stakes, and comparing pressure influence between crowdworkers and experts, would be important to investigate. Varying the expertise of the subjects should also be done in conjunction with varying the XAI methods, because expertise can influence information seeking behavior [10]. We recruited participants from Amazon Mechanical Turk, one of many popular crowdsourcing platforms in the research community for recruiting laypeople. We rejected about 75% of submissions due to failing attention checks, being distracted, and using AI in open response questions.

7 Conclusion

AI assistance is already used in the real world for low and high risk tasks, and designing adaptive AI assistants that are domain-specific requires understanding the different factors influencing how humans use AI advice. In this paper, we investigated how performance pressure framed as financial responsibility influences the use of AI advice. We used a low-stakes task setting, fake review detection, and laypeople with little intrinsic motivation or expertise requirements, and found that our modest financial framing can effectively influence AI advice usage. When stakes were higher, users more successfully relied on AI appropriately, despite not spending significantly more time on the task. Our results contribute to the body of literature investigating how pressure influences AI assisted decision making. Our work aimed to create a more realistic setting to investigate AI advice reliance, and we found nuanced interaction effects between established AI advice reliance techniques and performance pressure. We believe studying AI advice reliance under stress factors will be an important research direction for the community and encourage future research to incorporate pressure analysis in their work to interpret results in a more realistic context.

References

- [1] Kenneth J Arrow. 1965. Aspects of the theory of risk bearing. *Yrjo Hahnsson Foundation* (1965).
- [2] Robert H Ashton. 1990. Pressure and performance in accounting decision settings: Paradoxical effects of incentives, feedback, and justification. *Journal of Accounting Research* 28 (1990), 148–180.
- [3] Yannick A Balk, Marieke A Adriaanse, Denise TD De Ridder, and Catharine Evers. 2013. Coping under pressure: Employing emotion regulation strategies to enhance performance under pressure. *Journal of Sport and Exercise Psychology* 35, 4 (2013), 408–418.
- [4] Gagan Bansal, Tongshuang Wu, Joyce Zhou, Raymond Fok, Besmira Nushi, Ece Kamar, Marco Tulio Ribeiro, and Daniel Weld. 2021. Does the Whole Exceed its Parts? The Effect of AI Explanations on Complementary Team Performance. In *Proceedings of the 2021 CHI Conference on Human Factors in Computing Systems* (Yokohama, Japan) (CHI '21). Association for Computing Machinery, New York, NY, USA, Article 81, 16 pages. <https://doi.org/10.1145/3411764.3445717>
- [5] Daniel Ben David, Yehezkel S Resheff, and Talia Tron. 2021. Explainable AI and adoption of financial algorithmic advisors: an experimental study. In *Proceedings of the 2021 AAAI/ACM Conference on AI, Ethics, and Society*. 390–400.
- [6] Zana Buçinca, Maja Barbara Malaya, and Krzysztof Z Gajos. 2021. To trust or to think: cognitive forcing functions can reduce overreliance on AI in AI-assisted decision-making. *Proceedings of the ACM on Human-computer Interaction* 5, CSCW1 (2021), 1–21.
- [7] Adrian Bussone, Simone Stumpf, and Dymna O’Sullivan. 2015. The Role of Explanations on Trust and Reliance in Clinical Decision Support Systems. In *2015 International Conference on Healthcare Informatics*. 160–169. <https://doi.org/10.1109/ICHI.2015.26>
- [8] Madalina Busuioc. 2021. Accountable artificial intelligence: Holding algorithms to account. *Public administration review* 81, 5 (2021), 825–836.
- [9] Noah Castelo, Maarten W. Bos, and Donald R. Lehmann. 2019. Task-Dependent Algorithm Aversion. *Journal of Marketing Research* 56, 5 (2019), 809–825. <https://doi.org/10.1177/0022243719851788> arXiv:<https://doi.org/10.1177/0022243719851788>
- [10] June M. L. Poon Cathy C. Durham, Edwin A. Locke and Poppy L. McLeod. 2000. Effects of Group Goals and Time Pressure on Group Efficiency, Information-Seeking Strategy, and Performance. *Human Performance* 13, 2 (2000), 115–138. https://doi.org/10.1207/s15327043hup1302_1 arXiv:https://doi.org/10.1207/s15327043hup1302_1
- [11] Karan R. Chhabra, Kathryn I. Pollak, Stephanie J. Lee, Anthony L. Back, Roberta E. Goldman, and James A. Tulsky. 2013. Physician communication styles in initial consultations for hematological cancer. *Patient Education and Counseling* 93, 3 (2013), 573–578. <https://doi.org/10.1016/j.pec.2013.08.023>
- [12] Elizabeth Clark, Tal August, Sofia Serrano, Nikita Haduong, Suchin Gururangan, and Noah A. Smith. 2021. All That’s ‘Human’ Is Not Gold: Evaluating Human Evaluation of Generated Text. In *Proceedings of the 59th Annual Meeting of the Association for Computational Linguistics and the 11th International Joint Conference on Natural Language Processing (Volume 1: Long Papers)*, Chengqing Zong, Fei Xia, Wenjie Li, and Roberto Navigli (Eds.). Association for Computational Linguistics, Online, 7282–7296. <https://doi.org/10.18653/v1/2021.acl-long.565>
- [13] Steven E Dilsizian and Eliot L Siegel. 2014. Artificial intelligence in medicine and cardiac imaging: harnessing big data and advanced computing to provide personalized medical diagnosis and treatment. *Current cardiology reports* 16 (2014), 1–8.
- [14] Thomas Dohmen, Armin Falk, David Huffman, Uwe Sunde, Jürgen Schupp, and Gert G. Wagner. 2011. Individual Risk Attitudes: Measurement, Determinants, and Behavioral Consequences. *Journal of the European Economic Association* 9, 3 (06 2011), 522–550. <https://doi.org/10.1111/j.1542-4774.2011.01015.x> arXiv:<https://academic.oup.com/jeea/article-pdf/9/3/522/10314305/jeea0522.pdf>
- [15] Loïc Duron, Alexis Ducarouge, André Gillibert, Julia Lainé, Christian Allouche, Nicolas Cherel, Zekun Zhang, Nicolas Nitché, Elise Lacave, Alois Pourchot, et al. 2021. Assessment of an AI aid in detection of adult appendicular skeletal fractures by emergency physicians and radiologists: a multicenter cross-sectional diagnostic study. *Radiology* 300, 1 (2021), 120–129.

- [16] Michael W Eysenck. 2012. Anxiety and cognitive performance. *HANDBOOK OF PSYCHOLOGY OF EMOTIONS* (2012), 87.
- [17] Jürgen Fleiß, Elisabeth Bäck, and Stefan Thalmann. 2024. Mitigating Algorithm Aversion in Recruiting: A Study on Explainable AI for Conversational Agents. *SIGMIS Database* 55, 1 (Feb. 2024), 56–87. <https://doi.org/10.1145/3645057.3645062>
- [18] Lior Gazit, Ofer Arazy, and Uri Hertz. 2023. Choosing between human and algorithmic advisors: The role of responsibility sharing. *Computers in Human Behavior: Artificial Humans* 1, 2 (2023), 100009.
- [19] Nina Grgić-Hlača, Claude Castelluccia, and Krishna P Gummadi. 2022. Taking advice from (dis) similar machines: the impact of human-machine similarity on machine-assisted decision-making. In *Proceedings of the AAAI Conference on Human Computation and Crowdsourcing*, Vol. 10. 74–88.
- [20] Robin Hale, Jeremy J. Piggott, and Stephen E. Swearer. 2017. Describing and understanding behavioral responses to multiple stressors and multiple stimuli. *Ecology and Evolution* 7, 1 (2017), 38–47. <https://doi.org/10.1002/ece3.2609> arXiv:<https://onlinelibrary.wiley.com/doi/pdf/10.1002/ece3.2609>
- [21] Lew Hardy, Richard Mullen, and Nikki Martin. 2001. Effect of task-relevant cues and state anxiety on motor performance. *Perceptual and motor skills* 92, 3 (2001), 943–946.
- [22] Jennifer Henderson, Maria Kavussanu, Andrew Cooke, and Christopher Ring. 2024. Some pressures are more equal than others: Effects of isolated pressure on performance. *Psychology of Sport and Exercise* 72 (2024), 102592. <https://doi.org/10.1016/j.psychsport.2024.102592>
- [23] Charles A. Holt and Susan K. Laury. 2002. Risk Aversion and Incentive Effects. *The American Economic Review* 92, 5 (2002), 1644–1655. <http://www.jstor.org/stable/3083270>
- [24] Maia Jacobs, Melanie F. Pradier, Thomas H. McCoy, Roy H. Perlis, Finale Doshi-Velez, and Krzysztof Z. Gajos. 2021. How machine-learning recommendations influence clinician treatment selections: the example of the antidepressant selection. *Translational psychiatry* 11, 1 (June 2021). <https://doi.org/10.1038/s41398-021-01224-x>
- [25] Jinglu Jiang, Surinder Kahai, and Ming Yang. 2022. Who needs explanation and when? Juggling explainable AI and user epistemic uncertainty. *International Journal of Human-Computer Studies* 165 (2022), 102839.
- [26] Deborah G Johnson. 2021. Algorithmic accountability in the making. *Social Philosophy and Policy* 38, 2 (2021), 111–127.
- [27] S Mo Jones-Jang and Yong Jin Park. 2023. How do people react to AI failure? Automation bias, algorithmic aversion, and perceived controllability. *Journal of Computer-Mediated Communication* 28, 1 (2023), zmac029.
- [28] Kathryn Ann Lambe, Gary O’Reilly, Brendan D. Kelly, and Sarah Curristan. 2016. Dual-process cognitive interventions to enhance diagnostic reasoning: a systematic review. *BMJ Qual Saf* 25 (12/2016 2016), 808–820. <https://doi.org/10.1136/bmjqs-2015-004417>
- [29] Benjamin Charles Germain Lee, Doug Downey, Kyle Lo, and Daniel S Weld. 2023. LIMEADE: From AI Explanations to Advice Taking. *ACM Transactions on Interactive Intelligent Systems* 13, 4 (2023), 1–29.
- [30] Jan-Erik Lönnqvist, Markku Verkasalo, Gari Walkowitz, and Philipp C Wichardt. 2015. Measuring individual risk attitudes in the lab: Task or ask? An empirical comparison. *Journal of Economic Behavior & Organization* 119 (2015), 254–266.
- [31] Carolyn McKay. 2020. Predicting risk in criminal procedure: actuarial tools, algorithms, AI and judicial decision-making. *Current Issues in Criminal Justice* 32, 1 (2020), 22–39.
- [32] Kimberly K. Merriman and John R. Deckop. 2007. Loss aversion and variable pay: a motivational perspective. *The International Journal of Human Resource Management* 18, 6 (2007), 1026–1041. <https://doi.org/10.1080/09585190701321591> arXiv:<https://doi.org/10.1080/09585190701321591>
- [33] Katelyn Morrison, Philipp Spitzer, Violet Turri, Michelle Feng, Niklas Kühl, and Adam Perer. 2024. The Impact of Imperfect XAI on Human-AI Decision-Making. *Proceedings of the ACM on Human-Computer Interaction* 8, CSCW1 (2024), 1–39.
- [34] Richard Mullen, Lew Hardy, and Andrew Tattersall. 2005. The effects of anxiety on motor performance: A test of the conscious processing hypothesis. *Journal of Sport and Exercise Psychology* 27, 2 (2005), 212–225.
- [35] Arne Nieuwenhuys and Raoul RD Oudejans. 2012. Anxiety and perceptual-motor performance: toward an integrated model of concepts, mechanisms, and processes. *Psychological research* 76 (2012), 747–759.
- [36] Myle Ott, Claire Cardie, and Jeffrey T. Hancock. 2013. Negative Deceptive Opinion Spam. In *Proceedings of the 2013 Conference of the North American Chapter of the Association for Computational Linguistics: Human Language Technologies*, Lucy Vanderwende, Hal Daumé III, and Katrin Kirchhoff (Eds.). Association for Computational Linguistics, Atlanta, Georgia, 497–501. <https://aclanthology.org/N13-1053>
- [37] Myle Ott, Yejin Choi, Claire Cardie, and Jeffrey T. Hancock. 2011. Finding Deceptive Opinion Spam by Any Stretch of the Imagination. In *Proceedings of the 49th Annual Meeting of the Association for Computational Linguistics: Human Language Technologies*, Dekang Lin, Yuji Matsumoto, and Rada Mihalcea (Eds.). Association for Computational Linguistics, Portland, Oregon, USA, 309–319. <https://aclanthology.org/P11-1032>
- [38] Cecilia Panigutti, Andrea Beretta, Fosca Giannotti, and Dino Pedreschi. 2022. Understanding the impact of explanations on advice-taking: a user study for AI-based clinical Decision Support Systems. In *Proceedings of the 2022 CHI Conference on Human Factors in Computing Systems*. 1–9.
- [39] JW Pratt. 1964. Risk aversion in the small and in the large, *econometrics* 32, jan.
- [40] Charvi Rastogi, Yunfeng Zhang, Dennis Wei, Kush R Varshney, Amit Dhurandhar, and Richard Tomsett. 2022. Deciding fast and slow: The role of cognitive biases in ai-assisted decision-making. *Proceedings of the ACM on Human-Computer Interaction* 6, CSCW1 (2022), 1–22.
- [41] Marco Tulio Ribeiro, Sameer Singh, and Carlos Guestrin. 2016. "Why Should I Trust You?": Explaining the Predictions of Any Classifier. In *Proceedings of the 22nd ACM SIGKDD International Conference on Knowledge Discovery and Data Mining* (San Francisco, California, USA) (KDD '16). Association for Computing Machinery, New York, NY, USA, 1135–1144. <https://doi.org/10.1145/2939672.2939778>
- [42] David Ronayne, Daniel Sgroi, et al. 2019. *Ignoring good advice*. University of Warwick, Centre for Competitive Advantage in the Global
- [43] Max Schemmer, Patrick Hemmer, Niklas Kühl, Carina Benz, and Gerhard Satzger. 2022. Should I follow AI-based advice? Measuring appropriate reliance in human-AI decision-making. *arXiv preprint arXiv:2204.06916* (2022).

- [44] Helen Smith. 2021. Clinical AI: opacity, accountability, responsibility and liability. *Ai & Society* 36, 2 (2021), 535–545.
- [45] Janet A Sniezek and Timothy Buckley. 1995. Cueing and cognitive conflict in judge-advisor decision making. *Organizational behavior and human decision processes* 62, 2 (1995), 159–174.
- [46] Mark Steyvers and Aakriti Kumar. 2023. Three challenges for AI-assisted decision-making. *Perspectives on Psychological Science* (2023), 17456916231181102.
- [47] Mike Stoker, Ian Maynard, Joanne Butt, Kate Hays, and Paul Hughes. 2019. The effect of manipulating individual consequences and training demands on experiences of pressure with elite disability shooters. *The sport psychologist* 33, 3 (2019), 221–227.
- [48] Siddharth Swaroop, Zana Bućinca, Krzysztof Z. Gajos, and Finale Doshi-Velez. 2024. Accuracy-Time Tradeoffs in AI-Assisted Decision Making under Time Pressure. In *Proceedings of the 29th International Conference on Intelligent User Interfaces* (Greenville, SC, USA) (*IUI '24*). Association for Computing Machinery, New York, NY, USA, 138–154. <https://doi.org/10.1145/3640543.3645206>
- [49] Elisabeth Vollmer, Daniel Hermann, and Oliver Mußhoff. 2017. Is the risk attitude measured with the Holt and Laury task reflected in farmers’ production risk? *European Review of Agricultural Economics* 44, 3 (04 2017), 399–424. <https://doi.org/10.1093/erae/jbx004> arXiv:<https://academic.oup.com/erae/article-pdf/44/3/399/17633268/jbx004.pdf>
- [50] Xiuxin Wang and Xiufang Du. 2018. Why does advice discounting occur? The combined roles of confidence and trust. *Frontiers in psychology* 9 (2018), 2381.
- [51] Ilan Yaniv and Eli Kleinberger. 2000. Advice taking in decision making: Egocentric discounting and reputation formation. *Organizational behavior and human decision processes* 83, 2 (2000), 260–281.
- [52] Constantin Zopounidis and Michael Doumpos. 2002. Multi-criteria decision aid in financial decision making: methodologies and literature review. *Journal of Multi-Criteria Decision Analysis* 11, 4-5 (2002), 167–186.

A Measures

A.1 RAIR and RSR

Calculating RAIR and RSR require four values:

- (1) *positive_ai_reliance*: when the initial judgment disagrees with the ground truth, the AI advice is correct, and the final judgment agrees with the AI advice
- (2) *negative_ai_reliance*: when the initial judgment agrees with the ground truth, the AI advice is incorrect, and the final judgment agrees with the AI advice
- (3) *positive_self_reliance*: when initial judgment agrees with ground truth, the AI advice is incorrect, and the initial judgment disagrees with AI advice
- (4) *negative_self_reliance*: when initial judgment disagrees with the ground truth, AI advice is correct, and final judgment disagrees with AI advice

$$RAIR = \frac{\textit{positive_ai_reliance}}{\textit{positive_ai_reliance} + \textit{negative_self_reliance}} \quad (1)$$

$$RSR = \frac{\textit{postive_self_reliance}}{\textit{negative_ai_reliance} + \textit{positive_self_reliance}} \quad (2)$$

A.2 Confidence change

We asked subjects to rate their confidence in their judgement for every decision. We expected confidence to change in the final judgment after considering the AI judgment. However, few subjects adjusted their confidence level, even if they changed their decision. We suspect this is due to the effort required to self-evaluate confidence level. As a result of little confidence change, we drop this measure in our analyses.

A.3 Holt-Laury Survey

The Holt-Laury survey measures how risk averse a respondent is by asking them to make a decision between pairs of gambles. The total number of safe choices then buckets users into their risk aversion score.

Participants saw the following instructions:

You will be presented with a series of lottery choices.

Your job is to indicate which option you would prefer for each of the ten paired lottery choices.

One of the choices will be randomly selected and played to determine your bonus.

Then they made decisions between gambles with the instruction "Please indicate your preference between each of the pairs of gambles."

10% chance of earning \$2.00 and 90% chance of earning \$1.60 vs. 10% chance of earning \$3.85 and 90% chance of earning \$0.10

20% chance of earning \$2.00 and 80% chance of earning \$1.60 vs. 20% chance of earning \$3.85 and 80% chance of earning \$0.10

30% chance of earning \$2.00 and 70% chance of earning \$1.60 vs. 30% chance of earning \$3.85 and 70% chance of earning \$0.10

40% chance of earning \$2.00 and 60% chance of earning \$1.60 vs. 40% chance of earning \$3.85 and 60% chance of earning \$0.10

50% chance of earning \$2.00 and 50% chance of earning \$1.60 vs. 50% chance of earning \$3.85 and 50% chance of earning \$0.10

60% chance of earning \$2.00 and 40% chance of earning \$1.60 vs. 60% chance of earning \$3.85 and 40% chance of earning \$0.10

70% chance of earning \$2.00 and 30% chance of earning \$1.60 vs. 70% chance of earning \$3.85 and 30% chance of earning \$0.10

80% chance of earning \$2.00 and 20% chance of earning \$1.60 vs. 80% chance of earning \$3.85 and 20% chance of earning \$0.10

90% chance of earning \$2.00 and 10% chance of earning \$1.60 vs. 90% chance of earning \$3.85 and 10% chance of earning \$0.10

100% chance of earning \$2.00 and 0% chance of earning \$1.60 vs. 100% chance of earning \$3.85 and 0% chance of earning \$0.10

A.4 Postsurvey

All postsurvey questions.

- (1) Indicate your age range (multiple choice)
- (2) Indicate your gender (multiple choice)
- (3) What is your highest level of education (or equivalent) completed? (multiple choice)
- (4) What is the area of study of your highest level of education completed?
- (5) If you are currently in an education program, what is the level of education? (multiple choice)
- (6) What is the area of study of your current education program?
- (7) Race (Select all that apply)
- (8) What's your native language?
- (9) Describe any proficiency in non-native languages
- (10) How familiar are you with the task? (Likert scale 1–5)

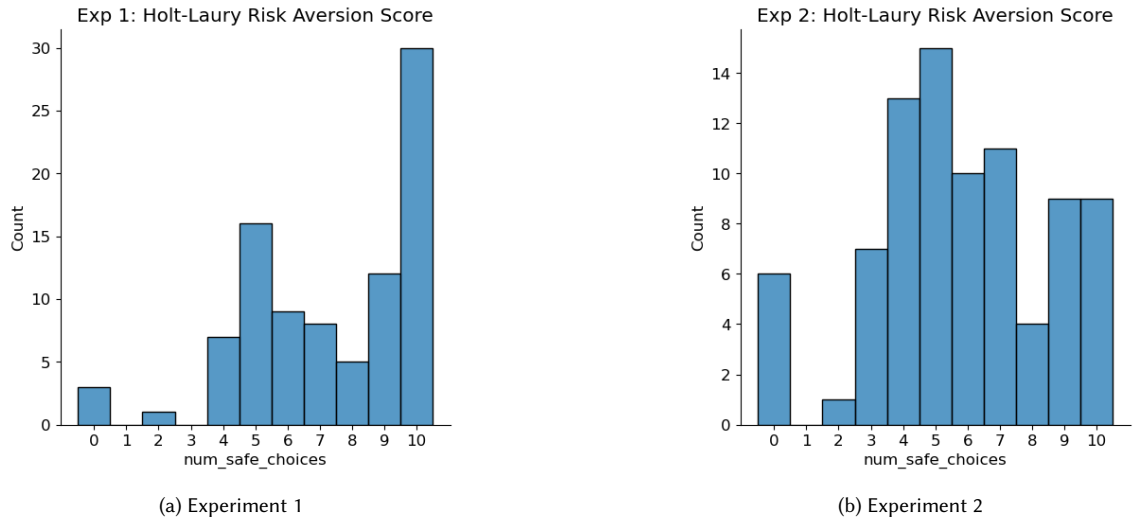


Fig. 5. Risk aversion score from the Holt-Laury survey. The greater the number of safe choices, the more risk averse. Our participants tended towards having moderate to high risk aversion.

- (11) Holt Laury Survey
- (12) Rate your task enjoyment (Likert scale 1–5)
- (13) Rate how much you used the AI advice (Likert scale 1–5)
- (14) Describe why you did or did not use the AI advice
- (15) Describe how you determined whether a review was fake or genuine

B Regression tables

The full regression analyses for both experiments and comparison between the two experiments is below.

B.1 Experiment 1Table 1. Experiment 1: Task accuracy OLS Regression. Standard errors in parentheses. * $p < .1$, ** $p < .05$, *** $p < .01$

DV: Task accuracy	Model (1)	Model (2)
Intercept	0.48*** (0.01)	0.45*** (0.03)
full-payment	0.00 (0.02)	0.00 (0.02)
risk aversion		0.00 (0.00)
R-squared	0.00	0.02
R-squared Adj.	-0.01	-0.00
N	85	85
R2	0.00	0.02

Table 2. Experiment 1: RAIR OLS Regression. Standard errors in parentheses. * $p < .1$, ** $p < .05$, *** $p < .01$

DV: RAIR	Model (1)	Model (2)
Intercept	0.09*** (0.01)	0.05 (0.03)
full-payment	-0.03 (0.02)	-0.03 (0.02)
risk aversion		0.01 (0.00)
R-squared	0.03	0.05
R-squared Adj.	0.02	0.03
N	85	85
R2	0.03	0.05

Table 3. Experiment 1: RSR OLS Regression. Standard errors in parentheses. * $p < .1$, ** $p < .05$, *** $p < .01$

DV: RSR	Model (1)	Model (2)
Intercept	0.07*** (0.01)	0.10*** (0.02)
full-payment	0.02 (0.02)	0.02 (0.02)
risk aversion		-0.00 (0.00)
R-squared	0.03	0.06
R-squared Adj.	0.01	0.03
N	85	85
R2	0.03	0.06

B.2 Experiment 2

Table 4. Experiment 2: Task accuracy OLS Regression. Standard errors in parentheses. * $p < .1$, ** $p < .05$, *** $p < .01$

DV: Task Accuracy	Model (1)
Intercept	0.49*** (0.02)
full-payment	0.00 (0.02)
R-squared	0.00
R-squared Adj.	-0.01
N	76
R2	0.00

Table 5. Experiment 2: RAIR OLS Regression. Standard errors in parentheses. * $p < .1$, ** $p < .05$, *** $p < .01$

DV: RAIR	Model (1)
Intercept	0.06*** (0.01)
full-payment	0.00 (0.02)
R-squared	0.00
R-squared Adj.	-0.01
N	76
R2	0.00

Table 6. Experiment 2: RSR OLS Regression. Standard errors in parentheses. * $p < .1$, ** $p < .05$, *** $p < .01$

DV: RSR	Model (1)
Intercept	0.07*** (0.01)
full-payment	0.03 (0.02)
R-squared	0.03
R-squared Adj.	0.02
N	76
R2	0.03

B.3 Comparison between Experiment 2 and Experiment 1 (XAI vs no-XAI)

Table 7. RAIR when comparing Experiment 2 (XAI) with Experiment 1, OLS Regression table. Standard errors in parentheses. * $p < .1$, ** $p < .05$, *** $p < .01$

DV: TRAIR	Model (1)	Model (2)
Intercept	0.08*** (0.01)	0.08*** (0.01)
full-payment	-0.02 (0.01)	-0.02 (0.01)
XAI		-0.01 (0.01)
R-squared	0.01	0.01
R-squared Adj.	0.00	-0.00
N	161	161
R2	0.01	0.01

Table 8. RSR when comparing Experiment 2 (XAI) with Experiment 1, OLS Regression table. Standard errors in parentheses. * $p < .1$, ** $p < .05$, *** $p < .01$

DV: RSR	Model (1)	Model (2)
Intercept	0.07*** (0.01)	0.06*** (0.01)
full-payment	0.03** (0.01)	0.03** (0.01)
XAI		0.01 (0.01)
R-squared	0.03	0.03
R-squared Adj.	0.02	0.02
N	161	161
R2	0.03	0.03

Table 9. Task accuracy when comparing Experiment 2 (XAI) with Experiment 1, OLS Regression table. Standard errors in parentheses.
 * $p < .1$, ** $p < .05$, *** $p < .01$

DV: Task accuracy	Model (1)	Model (2)
Intercept	0.49*** (0.01)	0.48*** (0.01)
full-payment	0.00 (0.01)	0.00 (0.01)
XAI		0.01 (0.01)
R-squared	0.00	0.00
R-squared Adj.	-0.01	-0.01
N	161	161
R2	0.00	0.00