

Hybrid Architecture for Real-Time Video Anomaly Detection: Integrating Spatial and Temporal Analysis

Fabien Poirier

Paris 8 University, LIASD, France

October 29, 2024

1 Abstract

We propose a new architecture for real-time anomaly detection in video data, inspired by human behavior combining spatial and temporal analyses. This approach uses two distinct models: for temporal analysis, a recurrent convolutional network (CNN + RNN) is employed, associating VGG19 and a GRU to process video sequences. Regarding spatial analysis, it is performed using YOLOv7 to analyze individual images. These two analyses can be carried out either in parallel, with a final prediction that combines the results of both analysis, or in series, where the spatial analysis enriches the data before the temporal analysis. In this article, we will compare these two architectural configurations with each other, to evaluate the effectiveness of our hybrid approach in video anomaly detection.

Keywords: Anomaly Detection, Real-Time, YOLOv7, VGG-GRU, Video Analysis, Modular Architecture

2 Introduction

Anomaly detection in videos is essential for various applications, ranging from security surveillance to disaster management, and the monitoring of large-scale events such as the Olympic Games. In such situations, the ability to quickly identify anomalies can have significant consequences, whether it is ensuring the safety of people or responding effectively to critical situations. However, traditional detection systems often rely on an isolated analysis of the temporal aspects of videos, limiting their ability to detect anomalies efficiently in complex environments.

Since videos are multimodal, incorporating both static visual information (images) and dynamic information (sequences of images), it is necessary to adopt

an approach capable of capturing the full richness of potential anomalies as efficiently and quickly as possible. To this end, we propose a hybrid architecture combining spatial analysis, for detecting objects and visual patterns in each image, with temporal analysis to model the dynamics of video sequences. For this purpose, we utilize YOLOv7, a state-of-the-art object detection model, coupled with a combination of VGG19 and GRU to model temporal sequences. This approach enables not only the detection of anomalies based on the presence of suspicious objects but also the identification of suspicious behaviors over time.

The originality of our approach lies in the integration of these two types of analysis. We explore two main configurations: a parallel approach (where spatial and temporal analyses are performed simultaneously and combined for a final prediction) against a sequential approach (where spatial analysis enriches the temporal analysis). This integration enhances the precision and reliability of anomaly detection by leveraging the strengths of each type of analysis.

This paper aims to evaluate the effectiveness of these hybrid configurations by comparing the parallel and sequential approaches, while also analyzing the impact of spatial analysis integration into our architecture. We trained and tested both approaches on a proprietary dataset. The results allow us to assess the specific contribution of spatial analysis, highlighting its strengths and limitations within the context of anomaly detection.

Related Work

Anomaly detection in videos has evolved considerably in recent years, thanks to improvements in deep learning technologies and data analysis techniques. This state of the art focuses on recent approaches in object and anomaly detection, as well as hybrid models that combine spatial and temporal analyses.

2.1 Object Detection

The evolution of object detection models has played a crucial role in improving anomaly detection systems. Zou et al. (2019) published a detailed review of the evolution of object detection techniques over the past two decades [25]. Notable advancements include the Recurrent Convolutional Neural Network (RCNN) [8], fast RCNN [7], and faster RCNN [16], as well as the You Only Look Once (YOLO) technology [13–15]. Successive versions of YOLO have brought significant improvements, with YOLOv4 introducing advanced data augmentation techniques [3], and YOLOv7, which uses the YOLOR (You Only Learn One Representation) architecture [24] for ultra-fast image analysis [23].

2.2 Anomaly Detection

Anomaly detection technologies have also diversified. Doshi and Yilmaz (2020) proposed an approach combining YOLOv3 (not retrained) for object detection and FlowNet 2 for optical flow feature extraction, with the information then

processed by a KNN [5] applied to surveillance camera images and the datasets CUHK Avenue, UCSD pedestrian, and ShanghaiTech.

Subsequently, they proposed MONAD (Multi-Objective Neural Anomaly Detector), an architecture composed of two main modules. The first is a feature extraction module based on deep learning, which uses a generative adversarial network (GAN) to predict future video frames and calculates the prediction error (MSE). This module also employs a lightweight object detector, YOLOv3, to extract localization information (center and area of the bounding box) and appearance information (class probabilities) of objects detected in each frame. For each object, a feature vector is constructed, combining the prediction error, localization information, and class probabilities. The second module, dedicated to anomaly detection, uses a non-parametric sequential algorithm to analyze feature vectors in real-time. It compares new observations to normal training data using a k-nearest neighbors (kNN) approach [6].

More recently, Mostafa (2022) introduced the AVAD (Autoencoder-based Video Anomaly Detection) method, which uses a convolutional autoencoder to detect abnormal frames and YOLOv5 (not retrained) to identify the objects responsible for anomalies [1], applying it to the same datasets as Doshi, including UCF Crime.

2.3 Synthesis

Current approaches often combine advanced object detection techniques with temporal analyses to improve the accuracy of anomaly detection. Hybrid models, which integrate spatial and temporal analyses, promise increased performance by capturing both object characteristics and temporal dynamics from videos.

3 Approach

In this article, we propose an architecture composed of two complementary analyses: a spatial analysis and a temporal analysis. Figure 1 illustrates this dual approach and its overall structure. For the spatial analysis, we have opted for the use of YOLOv7, chosen for its remarkable performance in terms of execution speed and detection accuracy. The temporal analysis, on the other hand, relies on a neural network combining VGG19 (Visual Geometry Group) and GRU (Gated Recurrent Unit), also including an MLP (Multi-Layer Perceptron). This model is designed to process sequences of 15 images, each with a size of 112x112 pixels. VGG-GRU has already been used to reach high performances in the detection of anomaly in videos [12]. Figure 2 presents in detail the structure of this temporal analysis model.

These two models have been trained on proprietary datasets specifically designed for our application. YOLOv7 was trained on a dataset comprising 10,000 images of firearms, 2000 images of fires containing flames or smoke, images of people, as well as images unrelated to these objects, to ensure ro-

bust and adaptable detection. The VGG-GRU model, on the other hand, was trained on a corpus of videos representing three classes of anomalies: fights (978 videos), gunshots (311 videos), and fires (298 videos). These videos were carefully edited to retain only the segments containing anomalies, and videos containing no anomalies were added to represent the “normal” class. One of the main advantages of this architecture lies in the flexibility of positioning the spatial analysis model, which can be loaded in parallel or in series according to the specific needs of the application.

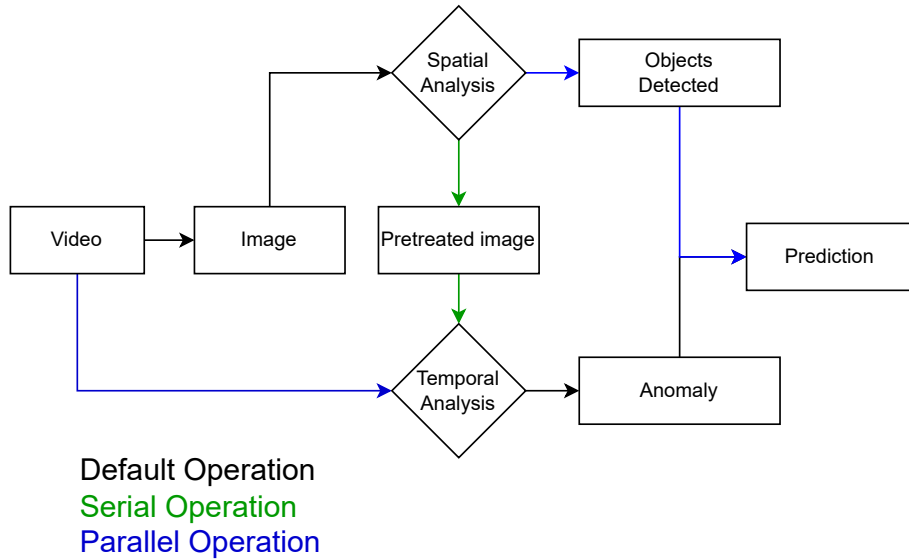


Figure 1: Proposed Architecture

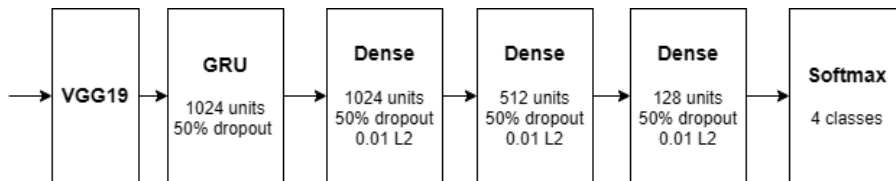


Figure 2: Structure of the Temporal Analysis Component VGG-GRU. The GRU layer has a dropout rate set to 50%, as do all Dense layers, which also have L2 regularization fixed at 0.01.

4 Experiments

In this section, we will present various experiments aimed at comparing the performance of our different architectures. We will begin by evaluating the

architecture in which our components are arranged in parallel.

4.1 Parallel Architecture

This architecture uses YOLOv7 to detect various key objects related to our anomalies, based on the assumption that the absence of these objects makes the occurrence of the anomaly highly unlikely. We focus on detecting people for the “fight“ anomaly, the presence of flames and smoke for “fire,“ and the IoU between a person and a firearm for the “gunshot“ anomaly. Once predictions are made by our two analysis modules, they are combined using the following logical rule:

1. If our model detects an anomaly, the predicted class will correspond to this anomaly.
2. Otherwise, if a key object is detected, we will predict the anomaly associated with that object. However, in the specific case of a weapon, we will first check if the Intersection over Union (IoU) between the weapon and a person is greater than 0 before predicting the “gunshot” anomaly.

For the “gunshot“ class, given that it involves two distinct objects and that a firearm only represents a risk when it is within reach of a person, we use the IoU (Intersection over Union) between these two objects when combining the results of our detections. This approach allows for a more precise evaluation of the spatial context of the detected objects. The results of our model are presented in Table 1.

Table 1: VGG-GRU + YOLO Performance

Accuracy	Precision	Recall	F1-Score
78.42%	85.60%	78.42%	81.16%

		Confusion matrix (in percent)			
		Fight	Gunshot	Fire	Normal
Truth	Predicted				
	Fight	63.66%	6.58%	1.93%	27.83%
	Gunshot	9.94%	66.06%	9.33%	14.67%
	Fire	13.66%	15.73%	57.71%	12.9%
Normal		7.43%	5.96%	3.98%	82.63%

4.1.1 Serial Architecture

As part of our serial analysis, we leveraged YOLOV7 to enrich our input data by applying various preprocessing techniques. Our main approach consisted of removing the background from images, leaving only the key objects detected by YOLO. This method is illustrated in Figure 3. The objective of this technique

is to focus our model’s attention on relevant elements, thus avoiding it from concentrating on parasitic background movements. During this experimentation, we explored two options for cases where no key objects were detected by YOLO:

- Retaining the original image without background: The results of this approach are presented in Table 3.
- Introducing an entirely black image: This alternative is presented in Table 2.

After a comparative analysis of these two approaches, we observed that using a black background seemed to improve the detection of the “normal“ class. However, this improvement came at the expense of accuracy for other classes (fight, fire). This observation led us to formulate the following hypothesis: in certain scenarios, key objects such as flames/smoke or people were present but were not detected by YOLO, or their detections did not reach the set reliability threshold. Consequently, the use of a black background resulted in the loss of this potentially crucial information. For all these experiments, we set YOLO’s confidence rate to 55% and the threshold to 25%.




Figure 3: Example of Mask Generated with YOLO

Given the behavioral nature of certain anomalies, particularly those involving human interactions, we leveraged the flexibility of our architecture to integrate YOLOv7-pose as a replacement for standard YOLOv7. This adaptation allows us to trace the skeleton of each person present on the screen, thus offering a more refined analysis of movements and postures. We experimented with two preprocessing approaches using YOLOv7-pose:

- Preservation of the background with superimposition of detected skeletons:
Visual illustration: Figure 4

Detailed results: Table 5

- Removal of the background, presenting only the skeletons on a black background:

Visual illustration: Figure 5

Detailed results: Table 4

Table 2: Performance for Mask with Black Background

Accuracy	Precision	Recall	F1-Score
75.58%	79.34%	75.58%	76.50%

Confusion matrix (in percent) for mask with black background

Truth \ Predicted	Predicted			
	Fight	Gunshot	Fire	Normal
Fight	55.52%	4.43%	1.76%	38.29%
Gunshot	16.20%	41.44%	1.53%	40.83%
Fire	14.09%	12.49%	20.59%	52.83%
Normal	10.55%	2.98%	2.09%	84.38%

Table 3: Performance for Mask without Black Background

Accuracy	Precision	Recall	F1-Score
72.22%	82.37%	72.22%	75.68%

Confusion matrix (in percent) for mask without black background

Truth \ Predicted	Predicted			
	Fight	Gunshot	Fire	Normal
Fight	63.06%	9.33%	1.96%	25.65%
Gunshot	25.99%	41.45%	2.29%	30.27%
Fire	19.23%	15.98%	32.44%	32.35%
Normal	15.33%	4.41%	2.07%	78.19%

The results of these two experiments revealed interesting trade-offs. The analysis of poses on a black background significantly improved the detection of anomalies related to human behaviors, such as fights and gunshots, compared to the previous preprocessing. This improvement is explained by the increased focus of the model on people’s movements and interactions, without distraction from the background. However, this approach also led to a notable decrease in the system’s ability to detect fires. The removal of the background effectively eliminated crucial visual information for identifying flames and smoke, rendering these anomalies undetectable. This experiment highlights the importance

of a judicious balance between focusing on human behaviors and preserving contextual information from the environment. It also underscores the need for an adaptive approach in anomaly detection, capable of adjusting based on the specific nature of the anomalies to be detected.

Table 4: YOLOv7-Pose + VGG-GRU without Background (3 Classes)

Accuracy	Precision	Recall	F1-Score
87.2%	90.9%	87.8%	89%

Confusion Matrix (in Percentage) for Pose Analysis without background

Truth \ Predicted	Predicted		
	Fight	Gunshot	Normal
Fight	64.5%	1%	34.5%
Gunshot	11.7%	70.7%	17.6%
Normal	9.5%	0%	90.5%

Table 5: YOLOv7-Pose + VGG-GRU with Background (4 Classes)

Accuracy	Precision	Recall	F1-Score
87.3%	87.6%	87.3%	87.1%

Confusion Matrix (in Percentage) for Pose Analysis without Black Background

Truth \ Predicted	Predicted			
	Fight	Gunshot	Fire	Normal
Fight	60.5%	2.4%	1.3%	35.8%
Gunshot	10%	55.6%	14.8%	19.6%
Fire	15.5%	10.6%	48%	25.9%
Normal	3.4%	0.6%	1%	95%




Figure 4: Pose Estimation by YOLOv7 with background

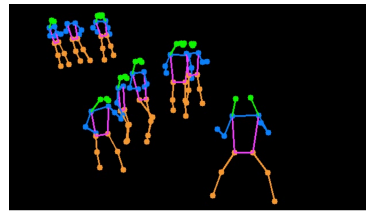


Figure 5: Pose Estimation by YOLOv7 without background

Given the potential impact of the anomalies discussed in this article, we aimed to conclude our experiments by measuring various processing times. Each

of these measurements was conducted on a laptop equipped with 32 GB of RAM, an Intel Core i9 processor with 16 cores clocked at 2.3 GHz, and an Nvidia GeForce RTX2080 GPU with 8 GB of dedicated memory. As expected, the parallel architecture proved to be significantly faster than the sequential one (tables 6, 7). This can be explained by the fact that, in the sequential setup, YOLOv7 must pre-process each video frame before being analyzed by our VGG-GRU model. However, the average prediction time for the sequential architecture remains reasonably fast, with an average of 1 to 1.5 seconds per prediction, allowing for a timely response when an anomaly is detected.

It is worth noting that the execution speed of the parallel model can be further improved by adjusting the number of frames YOLOv7 needs to analyze. Due to the combination of both models, it is not necessary to analyze every frame in a sequence to make a prediction. Because of the redundant information between successive frames, the model can be configured to analyze a reduced number of frames per sequence, which enhances processing speed.

Table 6: Execution time of YOLO and CGRU in parallel

Video duration	Average detections	Processing time
16s	601ms	15s
44s	533ms	35s
9s	994ms	12s
35s	1.1s	57s
23s	1s06	35s
1min 43	758ms	116s (1min 56)
50s	826ms	61s
1min	30 886ms	83s (1min 23)
2s	847ms	847ms
9s	870ms	11s
2s	1s	1s

Table 7: Execution time of YOLO and CGRU in serie

Video duration	Average detections	Processing time
16s	1s	26s
44s	1s	71s (1min 11)
9s	1.5s	20s
35s	1.5s	81s (1min 21)
23s	1.5s	48s
1min 43	1.2s	193s (3min 13)
50s	1.3s	102s (1min 42)
1min 05	1.4s	134s (2min 14)
2s	1.3s	1.3s
9s	1.3s	17s
2s	1.5s	1.5s

5 Conclusion

Our various experiments have allowed us to identify two optimal configurations for video anomaly detection, each addressing specific requirements:

- For precise anomaly detection: The serial configuration, combining YOLOv7

with VGG-GRU, has proven particularly effective. This approach excels in identifying human behavioral anomalies. The integration of pose estimation preprocessing and background removal has significantly improved results, offering detailed analysis adapted to situations where accuracy is paramount.

- For real-time analysis:

The parallel architecture, combining YOLOv7 and our VGG-GRU, offers

an optimal balance between reliability and speed. This configuration ensures prompt detection of anomalies while maintaining adequate accuracy, thus meeting the needs of applications requiring instant processing.

These results highlight the importance of an adaptive approach in video anomaly detection. Our modular architecture effectively responds to various scenarios, paving the way for diverse applications in the fields of security, surveillance, and event management. The flexibility of our system allows for prioritizing either precision or speed, depending on the specific requirements of each application.

5.1 Limitations and Future Work

Our study has highlighted several challenges and improvement perspectives for our anomaly detection system. Firstly, we observed that not all anomalies are necessarily linked to identifiable key objects, particularly in the case of natural disasters. Moreover, the presence of key objects does not always signify danger, as illustrated by the example of armed military personnel in airports. To overcome these limitations, we are considering directly transmitting the information collected by YOLO and VGG+GRU to our MLP, allowing it to automatically learn the conditions for anomaly detection. We also noticed confusion between certain anomaly classes, suggesting the potential benefit of exploring a binary model to verify this hypothesis. Another promising avenue would be to combine several different processing methods, particularly by only showing detected objects and representing people by their skeletons, which could improve the reliability of the serial model, albeit at the expense of detection speed. Finally, to enhance the robustness and versatility of our system, it would be wise to enrich our dataset with new anomaly classes and compare our architecture to other existing models in the field.

References

- [1] Manal Mostafa Ali. Real-time video anomaly detection for smart surveillance. *IET Image Processing*, 17(5):1375–1388, 2023.
- [2] Nicolas Ballas, Li Yao, Chris Pal, and Aaron Courville. Delving deeper into convolutional networks for learning video representations. *arXiv preprint arXiv:1511.06432*, 2015.
- [3] Alexey Bochkovskiy, Chien-Yao Wang, and Hong-Yuan Mark Liao. Yolov4: Optimal speed and accuracy of object detection, 2020.
- [4] Jean Phelipe de Oliveira Lima and Carlos Maurício Seródio Figueiredo. A temporal fusion approach for video classification with convolutional and lstm neural networks applied to violence detection. *Inteligencia Artificial*, 24(67):40–50, 2021.
- [5] Keval Doshi and Y. Yilmaz. Continual learning for anomaly detection in surveillance videos. *2020 IEEE/CVF Conference on Computer Vision and Pattern Recognition Workshops (CVPRW)*, pages 1025–1034, 2020.
- [6] Keval Doshi and Yasin Yilmaz. Online anomaly detection in surveillance videos with asymptotic bound on false alarm rate. *Pattern Recognition*, 114:107865, 2021.
- [7] Ross Girshick. Fast r-cnn. In *Proceedings of the IEEE international conference on computer vision*, pages 1440–1448, 2015.
- [8] Ross Girshick, Jeff Donahue, Trevor Darrell, and Jitendra Malik. Rich feature hierarchies for accurate object detection and semantic segmentation. In *Proceedings of the IEEE conference on computer vision and pattern recognition*, pages 580–587, 2014.
- [9] Shuiwang Ji, Wei Xu, Ming Yang, and Kai Yu. 3d convolutional neural networks for human action recognition. *IEEE transactions on pattern analysis and machine intelligence*, 35(1):221–231, 2012.
- [10] Mahshid Majd and Reza Safabakhsh. A motion-aware convlstm network for action recognition. *Applied Intelligence*, 49:2515–2521, 2019.
- [11] Balmukund Mishra, Deepak Garg, Pratik Narang, and Vipul Kumar Mishra. A hybrid approach for search and rescue using 3dcnn and pso. *Neural Computing and Applications*, pages 1–15, 2020.
- [12] Fabien Poirier, Rakia Jaziri, Camille Srour, and Gilles Bernard. Enhancing anomaly detection in videos using a combined yolo and a vgg gru approach. In *2023 20th ACS/IEEE International Conference on Computer Systems and Applications (AICCSA)*, pages 1–6. IEEE, 2023.
- [13] Joseph Redmon. Yolov3: An incremental improvement. *arXiv preprint arXiv:1804.02767*, 2018.

- [14] Joseph Redmon, Santosh Divvala, Ross Girshick, and Ali Farhadi. You only look once: Unified, real-time object detection. In *Proceedings of the IEEE conference on computer vision and pattern recognition*, pages 779–788, 2016.
- [15] Joseph Redmon and Ali Farhadi. Yolo9000: better, faster, stronger. In *Proceedings of the IEEE conference on computer vision and pattern recognition*, pages 7263–7271, 2017.
- [16] Shaoqing Ren, Kaiming He, Ross Girshick, and Jian Sun. Faster r-cnn: Towards real-time object detection with region proposal networks. *Advances in neural information processing systems*, 28, 2015.
- [17] Xingjian Shi, Zhourong Chen, Hao Wang, Dit-Yan Yeung, Wai-Kin Wong, and Wang-chun Woo. Convolutional lstm network: A machine learning approach for precipitation nowcasting. *Advances in neural information processing systems*, 28, 2015.
- [18] Lin Sun, Kui Jia, Dit-Yan Yeung, and Bertram E Shi. Human action recognition using factorized spatio-temporal convolutional networks. In *Proceedings of the IEEE international conference on computer vision*, pages 4597–4605, 2015.
- [19] Du Tran, Lubomir Bourdev, Rob Fergus, Lorenzo Torresani, and Manohar Paluri. Learning spatiotemporal features with 3d convolutional networks. In *Proceedings of the IEEE international conference on computer vision*, pages 4489–4497, 2015.
- [20] Roberta Vrskova, Róbert Hudec, Patrik Kamencay, and Peter Sykora. Human activity classification using the 3dcnn architecture. *Applied Sciences*, 2022.
- [21] Roberta Vrskova, Róbert Hudec, Patrik Kamencay, and Peter Sykora. A new approach for abnormal human activities recognition based on convlstm architecture. *Sensors (Basel, Switzerland)*, 22, 2022.
- [22] Roberta Vrskova, Róbert Hudec, Peter Sykora, Patrik Kamencay, and Miroslav Benco. Violent behavioral activity classification using artificial neural network. *2020 New Trends in Signal Processing (NTSP)*, pages 1–5, 2020.
- [23] Chien-Yao Wang, Alexey Bochkovskiy, and Hong-Yuan Mark Liao. YOLOv7: Trainable bag-of-freebies sets new state-of-the-art for real-time object detectors. *arXiv preprint arXiv:2207.02696*, 2022.
- [24] Chien-Yao Wang, I-Hau Yeh, and Hong-Yuan Mark Liao. You only learn one representation: Unified network for multiple tasks. *arXiv preprint arXiv:2105.04206*, 2021.
- [25] Zhengxia Zou, Zhenwei Shi, Yuhong Guo, and Jieping Ye. Object detection in 20 years: A survey. *arXiv preprint arXiv:1905.05055*, 2019.