

ChitroJera: A Regionally Relevant Visual Question Answering Dataset for Bangla

Deeparghya Dutta Barua^{1*}, Md Sakib Ul Rahman Sourove^{1*}, Md Fahim^{1,2*},
Fabiha Haider¹, Fariha Tanjim Shifat¹, Md Tasmim Rahman Adib¹,
Anam Borhan Uddin¹, Md Farhan Ishmam^{1,3}, Md Farhad Alam¹

¹Research and Development, Penta Global Limited

²CCDS Lab, Independent University, Bangladesh

³Kahlert School of Computing, University of Utah

{deeparghya.csedu, farhan.ishmam, pdcsedu}@gmail.com

Abstract

Visual Question Answer (VQA) poses the problem of answering a natural language question about a visual context. Bangla, despite being a widely spoken language, is considered low-resource in the realm of VQA due to the lack of proper benchmarks, challenging models known to be performant in other languages. Furthermore, existing Bangla VQA datasets offer little regional relevance and are largely adapted from their foreign counterparts. To address these challenges, we introduce a large-scale Bangla VQA dataset, ChitroJera, totaling over 15k samples from diverse and locally relevant data sources. We assess the performance of text encoders, image encoders, multimodal models, and our novel dual-encoder models. The experiments reveal that the pre-trained dual-encoders outperform other models of their scale. We also evaluate the performance of current large vision language models (LVLMs) using prompt-based techniques, achieving the overall best performance. Given the underdeveloped state of existing datasets, we envision ChitroJera expanding the scope of Vision-Language tasks in Bangla.

1 Introduction

Visual Question Answering (VQA), has gained relevance lately with the onset of transformer-based models facilitating a better understanding of language and context in different modalities. This has led to the focus in VQA research shifting from the perception of language and vision to understanding the reasoning of these opaque systems (Schwenk et al., 2022). VQA systems are also being used to aid in visual impairment (Gurari et al., 2018), enhance robotic systems (Sermanet et al., 2023), expedite the screening of medical conditions from relevant imagery (Lin et al., 2023), and so on. The performance of these systems is strongly coupled with the quality of the dataset that they are

trained on (Gong et al., 2023; Quionero-Candela et al., 2009). With that in mind, VQA datasets in English are being designed with increasing complexity, leaning more towards advanced reasoning instead of simple answers (Marino et al., 2019; Schwenk et al., 2022). The landscape for most low-resource languages, however, speaks quite differently with the major pain point being the lack of substantial datasets that are able to address even the most basic of answers.

Despite being a language with around 278 million¹ speakers, Bangla has received very limited exposure to the domain of visual question answering. The issues are multifaceted, with one aspect being the lack of pre-trained vision language models (VLMs) to entertain the idiosyncrasies of the language, and the other being the lack of datasets tailored for this particular purpose, further compounding the issue of VLM unavailability.

Presently, only four instances of VQA datasets have been compiled for Bangla (Islam et al., 2022; Rafi et al., 2022; Romero et al., 2024), all of which have certain limitations as per Tab. 1. The first work presents two datasets, Bengali-VQA-v1 and Bengali CLEVR, built on top of the existing English VQA datasets — VQA v1 (Antol et al., 2015) and CLEVR (Johnson et al., 2017) respectively. The second work presents Bengali-VQA-2.0, compiled from the English VQA v2.0 dataset. Among these, Bengali-VQA-v1 and Bengali-VQA-2.0 offer limited applicability to non-trivial VQA tasks, as the questions are restricted to binary answers. The answers in Bengali CLEVR do encompass multiple classes, but the issue that plagues all these datasets is that the source images and texts are derived from English datasets, which lack the cultural and geographical context associated with Bangla. Also, Bengali VQA 2.0 magnifies its scale

¹<https://www.ethnologue.com/insights/ethnologue200/>

*Equal Contribution

Datasets	#Q	#A	#I	Img Src.	Annot.	Val.	QT	CMA
Bengali VQA v1	5000	2	500	English	gTrans	Authors	Binary	✗
Bengali CLEVR	12291	1600	1271	English	gTrans	Authors	WH	✗
Bengali VQA 2.0	13046	2	3280	English	Manual	N/A	Binary	✗
CVQA (Bengali subset)	286	780	136	Bangla	Manual	Natives	WH	✓
ChitroJera (Ours)	15292	5542	15147	Bangla	GPT-4 Turbo	Experts	WH	✓

Table 1: **Comparison between existing datasets** based on the number of questions (#Q), answers (#A), and images (#I), source of images (Img Src.), annotation (Annot.) and Validation (Val.) methods, Question Type (QT), and categorical metadata availability (CMA). gTrans means Google Translate.

by relying on tactics that yield repetitive samples with minor differences. Lastly, CVQA (Romero et al., 2024) addresses some of these issues but as it explores 26 languages, the focus on Bangla is quite thin, yielding only 286 samples.

With the intent of addressing the shortcomings within the existing space of Bangla VQA, our contributions are as follows:

ChitroJera Dataset: We propose a new dataset for Bangla VQA, named ChitroJera, comprising 15k images and questions, synthesized using OpenAI GPT-4 Turbo with curated prompting and validated by linguistic experts. The images and text have a Bangla geocultural flavor, *i.e.* that they capture the cultural connotations associated with the Bangla-speaking region. We ensure diversity by imposing restrictions on the number of questions per image. For better analysis, we provide a categorical breakdown of the samples based on the subject of the questions. Comparison between our dataset and the existing ones can be found in Table 1.

Dual Encoder Models: Due to the lack of VLMs that are aligned on Bangla text with regional images, we introduce novel dual encoder-based models that outperform existing unimodal models and VLMs trained on English data sources, showing promising performance at its scale.

Extensive Experimentation: We conduct experiments on our dataset using state-of-the-art and widely adopted text encoders, visual encoders, and multimodal models fine-tuned for this task. We observe the performance of dual encoder models with and without pretraining, with ablations on different pretraining objectives and batch sizes. Finally, we assess large language models via zero-shot prompting and achieve the best performance.

2 ChitroJera Dataset

The creation of the ChitroJera dataset involves a meticulous sourcing and annotation process intended to address Bangla VQA tasks while preserving cultural nuances. We achieve this by focusing on internet sources representative of the Bangla-speaking demographic.

2.1 Dataset Collection

The question-answer pairs in the dataset have been collected from existing Bangla images and image captions found in the BanglaLekhaImage-Captions (Rahman et al., 2019), Bornon (Shah et al., 2022), and BNATURE (Faruk et al., 2020) datasets. These sources contain images from the internet which have been collected using keywords relevant to Bangladesh and its vicinity, transitively ensuring that our dataset is regionally relevant. A more detailed breakdown of the distribution of these sources can be found in Table 2.

2.2 Data Preprocessing

The caption-image mismatches in some of the source datasets have been corrected manually, the images have been deduplicated, and the erroneous ICC color profiles have been removed. The same image may have multiple captions, and for images with more than 3 captions, we choose the longest and the shortest captions, and a third caption that has the highest BERTScore with the former two. The reason behind this choice is to capture a diverse depiction of the image. While shorter captions typically convey the broader context, longer captions tend to include finer details. These three (or less) captions are concatenated to form the textual ground truth context for the question generation. The caption to context generation process has been highlighted in Algorithm 1.

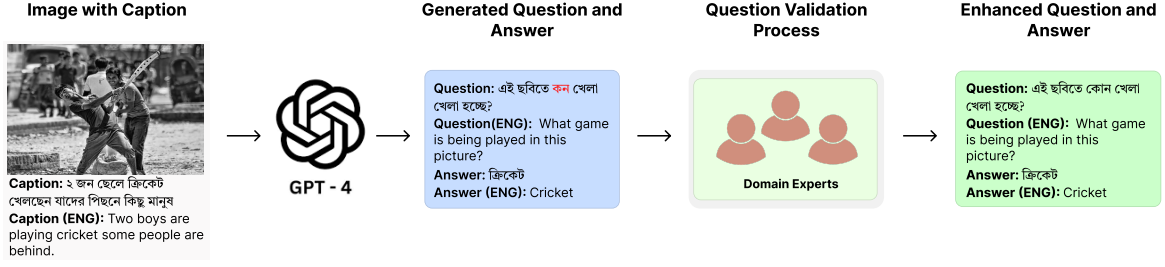


Figure 1: **Overview of the dataset generation pipeline.** The image-caption pairs are passed to GPT-4 Turbo using a curated prompt to generate QA pairs, then validated and corrected by the domain experts.

2.3 QA Pair Generation

We use OpenAI GPT-4 Turbo for the question-answer pair generation. The generated questions are comparatively more complex, diverse, and excel in other criteria, as seen in App. B. The prompts, reported in App. C.1, have been designed to constrain the answers to be within one to three words, ensuring that they succinctly capture what the question is asking without providing irrelevant information.

Source Distribution		
BanglaLekhaImageCaptions	8600	
Bornon	4292	
BNATURE	2400	
Splits		
Train	12231	
Validation	1529	
Test	1532	
General Statistics		
Samples	15292	
Captions	14927	
Images	15147	
Questions	13299	
Answers	5542	
WH-words	11	
Categories/Types	17	
Q&A Statistics		
	Q	A
Mean character length	33.50	7.10
Max character length	105	45
Min character length	11	1
Mean word count	5.86	1.43
Max word count	17	4
Min word count	3	1

Table 2: Dataset statistics of ChitroJera.

QA Pair LLM Selection		
Samples used	1000	
Cohen’s kappa coefficient	89.27%	
QA Pair Validation		
Samples used	2500	
	Acc. (#)	Acc. (%)
Annotator 1	2462	98.48
Annotator 2	2476	99.04

Table 3: Data annotation statistics of ChitroJera. Accuracy refers to the correctness of the QA pairs.

2.4 Dataset Annotation

We verify the quality and consistency of the synthesized QA pairs by defining a few evaluation criteria, namely caption-question alignment, image-question alignment, question correctness, and answer correctness; discussed thoroughly in App. E. Our approach to data validation is methodological. We employ two experts in Bangla linguistics to evaluate the dataset on the aforementioned criteria over a set of 2500 randomly selected samples. Both experts are native Bangla speakers, accredited in linguistic proficiency, possess strong cultural awareness, and conform to the same principles in assessing grammatical correctness. We hired them on an hourly basis. The rationale for hiring domain experts instead of general annotators lies in their deeper understanding of the linguistic nuances of Bangla, enabling them to uphold the quality of the dataset. Since the overhead of cross-checking between two annotators is low, any inter-annotator disagreement is disputed directly via discussion. If no consensus is reached, we discard the ambiguous sample. However, such cases are quite rare, with only 5 samples being flagged as such. The figures for the annotation statistics are shown in Table 3.

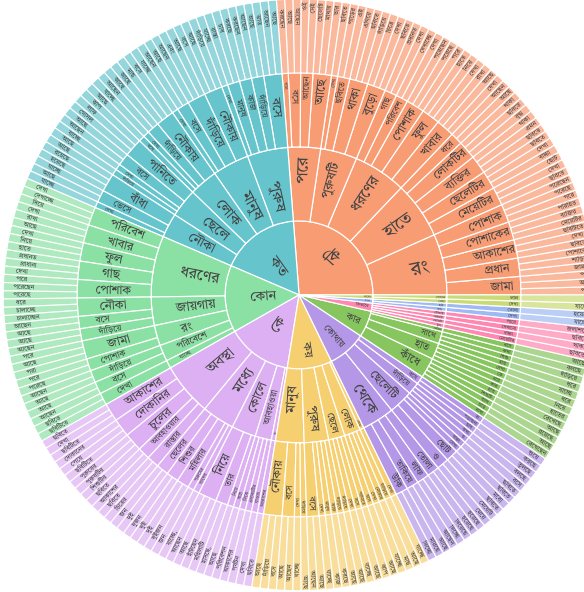


Figure 2: Question keyword distribution of ChitroJera.

2.5 Dataset Statistics

We randomly split the dataset into training, validation, and test sets with a ratio of 80:10:10. To capture a more diverse representation of different contexts, we restrict the number of questions for each image to one or, at most, two. The number of unique questions is lesser than its total number, i.e. the same question has been asked on different images. This enables the models to generalize effectively, even when the visual context significantly differs. While the ratio of unique questions to unique answers is approximately 2.4, it does not necessarily indicate a sparsity in the training distribution. This is due to the inclusion of suffixes in the answers, i.e. the same root word can take multiple forms. The statistics of ChitroJera are shown in Tab. 2.

Question Statistics. The questions generated by GPT-4 Turbo range from a minimum of 3 words to a maximum of 17 words, with a mean of 6 words. To assess the diversity of the questions, we chose a set of 11 wh-question words in Bangla that comprehensively cover all the grammatically correct questions. These are — “কি” (tag questions), “কোন” (which), “কত” (how many/much), “কোথায়” (where), “কয়” (how many/much), “কে” (who), “কার” (singular whose), “কখন” (when), “কিভাবে” (how), “কাদের” (plural whose) and “কবে” (when). Figure 2 offers an overview of the distribution of the keywords respectively. We hypothesize that the low sample count of questions using “কার” (singular whose), “কখন” (when), “কাদের” (plural

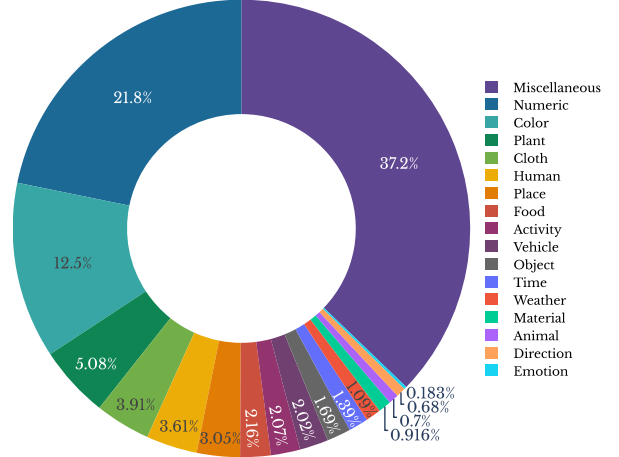


Figure 3: Answer category distribution of ChitroJera.

whose), and “কবে” (when) is due to the difficulty in assessing temporal and possessive qualities from still images and captions that are unassuming of its subjects.

Answer Statistics. The prompt used to generate the QA pairs (seen in App. C.1) limits the answers to short phrases. Hence, the answers are mostly single-word answers with some being single-character answers involving Bangla numerals. For gauging the distribution of the answers in terms of content, we employ a keyword-based method to classify them into the discrete and exclusive categories of “Numeric”, “Food”, “Place”, “Weather”, “Animal”, “Color”, “Plant”, “Material”, “Activity”, Emotion”, “Cloth”, “Direction”, “Human”, “Vehicle”, “Time” and “Object”; outlined in Figure 3.

3 Baselines

We establish different baselines on our dataset considering image modality, text modality, and both modalities along with LLMs and V-LLMs. We consider accuracy and BERTScore (Zhang et al., 2019) as our metrics. The experiment setup, implementation details, and model configurations used in creating baselines are reported in Appendix C.

3.1 Unimodal Fine-tuning

We analyze the impact of the text and image modalities of our dataset separately by fine-tuning a specific set of models. Following Marino et al. (2019); Schwenk et al. (2022), the problem is treated as a multi-class classification task, where each class represents a possible answer, with the loss being cross-entropy loss.

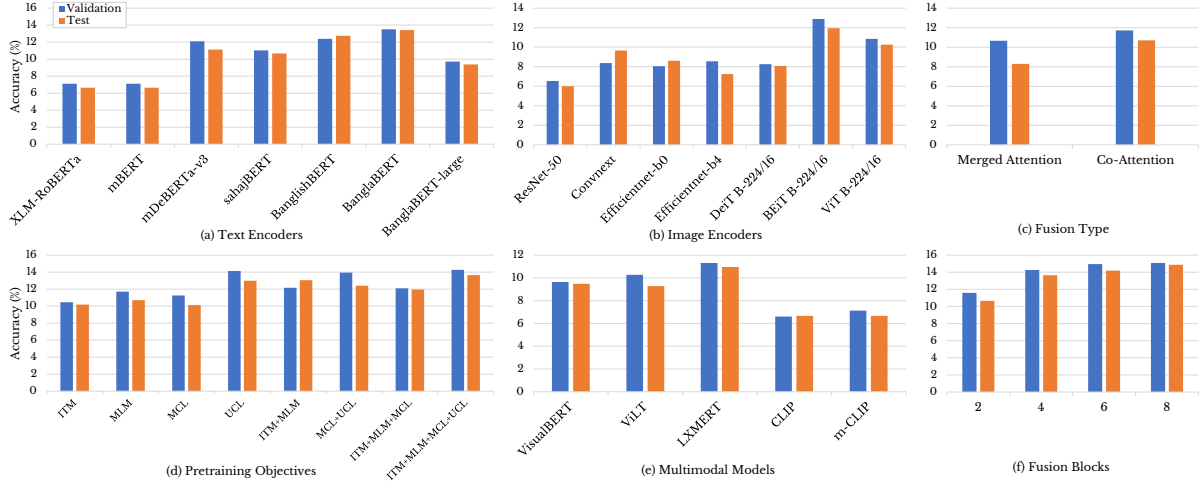


Figure 4: Validation and test accuracy across different text encoders, image encoders, multimodal models, fusion types, number of fusion blocks, and pretraining objectives.

In the text modality, we combine the question q with its corresponding caption c to define the combined input x_t where $x_t = \text{Ques: } q \text{ [SEP] Caption: } c$. This combined input x_t is then fed into a text encoder f_T and then an MLP classifier head to get the predictions $\hat{y} = \text{MLP}(f_T(x_t))$. Only the [CLS] token representation is taken from the feature extractor. We consider multilingual models like XLM-Roberta (Conneau et al., 2019), mBERT (Libovický et al., 2019), and mDeBERTa-v3 (He et al., 2021), and Bangla language models such as sahayBERT², BanglaBERT and BanglaBERT (Bhattacharjee et al., 2021) as our dataset is in Bangla. Following Fig. 4a BanglaBERT exhibits the best performance.

For the visual modality, we pass the input image x_{img} into an image encoder f_I followed by MLP classifier head to get the predictions $\hat{y} = \text{MLP}(f_I(x_{img}))$. In the experiments, ResNet (He et al., 2016), Convnext (Liu et al., 2022), Efficientnet, (Tan and Le, 2019), DeiT (Touvron et al., 2021), BEiT, (Bao et al., 2021), and ViT (Dosovitskiy et al., 2020) are considered, where we observe BEiT and ViT outperforming the others (Fig. 4b).

3.2 Multimodal Fine-tuning

For addressing both the image and the text modality simultaneously, we also finetune with different VLMs, such as VisualBERT (Li et al., 2019), ViLT (Kim et al., 2021), LXMERT (Tan and Bansal, 2019), CLIP (Radford et al., 2021), and m-CLIP (Chen et al., 2023). In this scenario, the combined text input x_t and the image input x_{img} are pro-

cessed by a VLM encoder f_{VL} . This yields separate text representation \mathbf{h}_T and the image representation \mathbf{h}_I , or combined representation \mathbf{h} , expressed mathematically as follows:

$$\begin{aligned} \text{VisualBERT, ViLT: } \mathbf{h} &= f_{VL}(x_t, x_{img}) \\ \text{LXMERT, CLIP, m-CLIP: } \mathbf{h}_T, \mathbf{h}_I &= f_{VL}(x_t, x_{img}) \end{aligned}$$

Next, we extract the [CLS] token representations, denoted as $h_T^{[CLS]}$ and $h_I^{[CLS]}$. For the classification task, we concatenate these two representations $h_{\text{concat}} = [h_T^{[CLS]}; h_I^{[CLS]}]$. This concatenated representation is then passed through a multilayer perceptron (MLP) to obtain the logits for classification. For VisualBERT and ViLT we simply pass $h^{[CLS]}$ to the MLP for classification. The performance of these models has been shown in Figure 4e, where LXMERT outperforms others, but still falls behind unimodal models like BanglaBERT. We hypothesize that this is due to the lack of exposure to Bangla text in their training data, limiting their ability to align both modalities.

3.3 Pretrained Dual Encoders

From the discussion in Section 3.2, pre-trained multimodal models are typically trained on image-English text pairs, resulting in a limited semantic understanding of Bangla text. To address this gap, we adopt a dual-encoder approach to extract semantic features. However, these unimodal models initially lack alignment between modalities, which we address by training a multi-modal fusion network on a pretraining dataset with specific pretraining objectives.

²<https://github.com/tanmoyio/sahajbert>

Following the experimental results of Sec. 3.1, we utilize the best-performing models from each modality: BanglaBERT for text, and both BEiT and ViT separately for the image. For pretraining datasets, we consider the image-caption dataset to align the dual encoders for both modalities. As described in Section 2.1, we use BanglaLekhaImage-Captions, Bornon, and BNATURE to generate our VQA dataset. Therefore, we omit these datasets for our pretraining tasks and instead use the Ban-Cap (Khan et al., 2022) dataset.

3.3.1 Pretraining Mechanism

During the pretraining stage, the image x_{img} and its corresponding captions are fed x_t into image encoder f_I and text encoder f_T separately, to extract image representations \mathbf{h}_I and text representations \mathbf{h}_T where $\mathbf{h}_I = f_I(x_{img})$; $\mathbf{h}_T = f_T(x_t)$. Here, $\mathbf{h}_I \in \mathbb{R}^{n_v \times d_v}$ and $\mathbf{h}_T \in \mathbb{R}^{n_t \times d_t}$, where n_v and n_t are the number of visual and textual tokens, respectively, and d_v and d_t are their dimensionalities. To align the image and text representations, a fusion module is employed. We explore two types of fusion modules: merged attention and co-attention like (Dou et al., 2022; Hendricks et al., 2021). The details about the experimental setup can be found in Appendix C.2.

Merged Attention: Merged attention integrates information from both modalities into a single attention mechanism. We concatenate both representations $\mathbf{h}_{VL} = [\mathbf{h}_I; \mathbf{h}_T] \in \mathbb{R}^{(n_v+n_t) \times d}$. \mathbf{h}_{VL} is passed into B different fusion blocks which is typically the transformer-encoder blocks (Vaswani et al., 2017).

Co-Attention: In the co-attention module, the features are processed through D separate transformer blocks, utilizing techniques like cross-attention for cross-modal interaction. For each block i , the representations are calculated as follows:

$$\begin{aligned} Q_I^i, K_I^i, V_I^i &= W_{Q_I}^i \mathbf{h}_I^i, W_{K_I}^i \mathbf{h}_I^i, W_{V_I}^i \mathbf{h}_I^i \\ Q_T^i, K_T^i, V_T^i &= W_{Q_T}^i \mathbf{h}_T^i, W_{K_T}^i \mathbf{h}_T^i, W_{V_T}^i \mathbf{h}_T^i \\ \mathbf{h}_I^i &= \text{Self-Attn}(Q_I^i, K_I^i, V_I^i) \\ \mathbf{h}_T^i &= \text{Self-Attn}(Q_T^i, K_T^i, V_T^i) \\ \mathbf{h}'_I &= \text{Cross-Attn}(Q_I^i, K_T^i, V_T^i) \\ \mathbf{h}'_T &= \text{Cross-Attn}(Q_T^i, K_I^i, V_I^i) \\ \mathbf{h}_I^{i+1} &= \text{MLP}(\mathbf{h}'_I); \mathbf{h}_T^{i+1} = \text{MLP}(\mathbf{h}'_T) \end{aligned}$$

Pretraining Objectives: We utilize four different losses namely Masked Language Modeling

Dual Encoders	Performance Metrics			
	Validation		Test	
	Acc.	BScore	Acc.	BScore
w/o Pretraining				
BanglaBERT				
+ ViT-224	11.45	89.01	10.64	88.71
+ BEiT-224	12.68	89.87	11.11	89.26
with Pretraining				
BanglaBERT				
+ ViT-224	14.26	90.78	13.64	90.59
+ BEiT-224	14.45	89.50	13.12	89.56

Table 4: Evaluation of dual-encoder pre-training with \mathcal{L}_{PT} training objectives using accuracy and BERTScore.

(MLM), Image-Text Matching (ITM), Multi-modal Contrastive Loss (MCL), and Unimodal Contrastive Loss (UCL), which are the most common and widely used pretraining objectives in the multimodal domain. From Figure 4d, combining all pretraining objectives as $\mathcal{L}_{PT} = \mathcal{L}_{ITM} + \mathcal{L}_{MLM} + \mathcal{L}_{MCL} + \mathcal{L}_{UCL}$. Detailed ablation study on pretraining objectives and their descriptions are presented in Appendix D.1.

Fusion Type: Following Fig. 4c, the Co-Attention fusion outperforms the Merged Attention fusion. Hence, we choose Co-Attention as the type of fusion for our further experiments.

Effect of Pre-training: Table 4 presents the performance results of the selected dual-encoders with and without pretraining. The table indicates that pretraining enhances the dual encoder accuracy by approximately 2-3% on both the validation and test datasets. Given that our pretraining dataset contains only 44k samples, the improvement is modest.

3.3.2 Feature Aggregation based Fine-tuning

When employing a co-attention-based network for modality fusion, we get image-aware text representations \mathbf{h}'_L and text-aware image representations \mathbf{h}'_I after pre-training. While fine-tuning for VQA classification, we extract the [CLS] token representations, denoted as $h'_T^{[CLS]}$ and $h'_I^{[CLS]}$. To derive the ultimate representation for classification, we explore two aggregation techniques.

- **Concat-based:** The final representation z is

Models	Performance Metrics					
	Validation			Test		
	Acc	BScore	LAVE	Acc	BScore	LAVE
Dual Encoder Fusion Type						
BanglaBERT-ViT [Concat]	14.26	90.78	15.83	13.64	90.59	16.08
BanglaBERT-BEiT [Concat]	14.45	89.50	20.60	13.12	89.56	20.10
BanglaBERT-ViT [Sum]	14.08	89.71	18.88	13.61	89.32	23.46
BanglaBERT-BEiT [Sum]	14.03	89.76	18.58	14.45	90.22	20.44
Open Source LLMs [Monolingual]						
BLIP-2	11.74	87.29	19.74	10.35	86.92	19.71
InstructBLIP	5.29	70.25	6.68	5.67	71.14	7.24
LLaVa-1.5-7B	7.93	74.86	8.80	6.73	73.75	7.93
LLaVA-OneVision-7B	7.89	73.64	8.79	6.68	71.64	7.88
Open Source LLMs [Multilingual]						
PaliGemma-3B	8.44	79.26	9.37	8.98	80.72	10.59
Pangea-7B	11.26	86.28	17.94	10.28	86.26	18.88
Qwen2.5-VL-7B	12.31	88.04	18.36	12.04	87.93	18.45
Phi-3.5-Vision	10.67	83.57	19.01	10.31	83.26	19.97
InternVL2-8B	11.98	87.33	17.22	11.24	87.01	16.85
Closed Weights/Source LLMs						
Gemini 2.0 Flash	23.07	90.15	62.31	26.58	89.15	66.08
Claude 3.7 Sonnet	21.55	88.72	52.76	28.09	89.48	63.82
GPT-4o	31.58	92.01	56.28	30.22	91.79	58.54
GPT-4 Turbo	33.35	92.28	61.30	32.83	92.18	57.79

Table 5: The performance of dual-encoder models using different modality aggregation techniques and large language models on the ChitroJera dataset.

calculated as follows:

$$z = \text{MLP}([h_T'^{[\text{CLS}]}; h_I'^{[\text{CLS}]}])$$

- **Summed-based:** In this case, the final representation z is calculated using:

$$z = \text{MLP}([h_T'^{[\text{CLS}]} + h_I'^{[\text{CLS}]}])$$

This aggregated representation z is then fed into the classification head followed by a linear layer for prediction.

3.4 LLM Prompting

We also investigate the performance of LLMs & V-LLMs using our dataset through different prompting techniques. We experiment with two types of prompting: caption-based and non-caption-based. In the non-caption-based prompting approach, we input an image x_{img} along with a question x_t . In contrast, the caption-based prompting method concatenates the corresponding caption for x_{img} from

our dataset alongside the question in x_t . In both types of prompting, we provide the necessary instructions to complete the task, as reported in App. F. We focus exclusively on zero-shot prompting for various LLMs and V-LLMs. Following the results of App. D.2, we selected the GPT models for further experiments.

4 Benchmarking and Analysis

Following Table 5, our evaluation largely focuses on the effectiveness of large language models, and to a smaller extent, the performance of our pretrained dual-encoder models at different configurations.

Dual Encoder Models: As shown in Table 5, the concat-based fusion technique outperforms the sum-based approach, with BEiT paired with BanglaBERT yielding better performance than the BanglaBERT-ViT combination. Concat-based fusion produces a 0.18% and 0.42% increase in

accuracy compared to their sum-based counterparts for BanglaBERT paired with ViT and BEiT encoders, respectively. Using the BEiT encoder produced a 0.19% increase in accuracy compared to ViT for concat-based fusion, but saw a 0.5% decline for sum-based fusion. Further details on the hyperparameters have been provided in the supplementary material.

Monolingual vs. Multilingual LLMs: It can be seen from the benchmarks that models that have an explicit focus on multilingualness, which are models that have been trained on multilingual data, perform better on our dataset compared to monolingual models, largely focused on English. The viability of the tokenizers in a monolingual or multilingual setting also plays an important role (Ali et al., 2024). Most of the monolingual models have sub-10% accuracy and LAVE scores, while nearly all the multilingual models make it past that.

Closed Source LVLMs: Among the closed source LVLMs, GPT family outperforms Gemini and Claude with a margin of around 10% in terms of accuracy. Besides accuracy, the performances of Gemini 2.0 Flash, Claude 3.7 Sonnet, GPT-4o, and GPT-4 Turbo are comparable in terms of BERTScore and LAVE, with Gemini having an edge in LAVE. For a rigid metric like accuracy, GPT-4 has a bigger advantage due to the exactness between the generated answers during QA pair synthesis and blind answer generation. In open-ended answer generation, metrics like accuracy do not paint the full picture (Mañas et al., 2024).

Dual Encoder vs. Open Source: Our dual encoder models outperform all open-source LVLMs, including multilingual ones, across all evaluation metrics. The best-performing model, BanglaBERT-BEiT[Concat], achieves 14.45% accuracy and 20.60% LAVE on the validation set, and 13.10% accuracy and 20.10% LAVE on the test set. These results surpass those of the top-performing zero-shot open-source LVLm, Qwen2.5 VL, which achieves 12.31% accuracy and 17.94% LAVE on the validation set, and 12.04% accuracy and 18.45% LAVE on the test set. While this comparison may not be entirely fair, it suggests that open-source LVLMs lack sufficient Bangla regional pre-training data, indicating the need for fine-tuning to improve performance.

Open Source vs. Closed Source LVLMs: Based on the benchmarks, the proprietary LLMs surpass the results of open-source models in every evaluation metric. Among the open-source models, Qwen2.5-VL-7B attains the best performance in accuracy and BERTScore. Phi-3.5-Vision, on the other hand, offers the best LAVE score, suggesting that while it does not get the answers as exact as Qwen2.5, it has a more holistic idea of what the correct answer might be, having considered semantic equivalence, synonyms, and variations in verbosity. Proprietary models, such as Gemini 2.0 Flash, Claude 3.7 Sonnet, GPT-4o, and GPT-4 Turbo, are trained on multilingual data. The scale of their training is reflected in the performance improvement over the open-source models.

5 Ablations and Hyperparameter Tuning

In the dual encoders, we use $M_{co_attn} = 4$ and $M_{merged_attn} = 8$ co-attention and merged attention modality fusion blocks respectively. Ablation on the number of modality fusion blocks M_{co_attn} is illustrated in Fig. 4.

Batch Size	Validation		Test	
	Acc.	BScore	Acc.	BScore
8	12.94	90.41	11.28	90.14
16	14.00	90.46	12.47	90.23
32	12.10	90.30	10.38	90.08
64	14.26	90.78	13.64	90.59

Table 6: Effect of batch size on the concat-based ViT-224 and BanglaBERT dual-encoder model, evaluated using accuracy and BERTScore.

As per Tab. 6, the accuracy and BERTScore show somewhat inconsistent improvement with the increase in batch size, with the best performance observed at size 64. Further details on the implementation and hyperparameters have been provided in App. C.2.

6 Error Analysis

From Appendix Fig. 11, it can be reasonably inferred that implicit answers can affect the V-LLM performance. In the first image, GPT-4o struggles with the ability to differentiate between two similar-looking objects, failing to tell a “টায়ার” (tire) apart from a “চাকা” (wheel) as both objects

are circular. The second example showcases an example of Western bias where the model is unable to recognize the action of drying paddy through manual labor, a common practice in rural Bengal. Finally, using accuracy, as a metric, treats answers too rigidly, especially where contextual relevance is not assessed. In the third example, the caption-less answer “সবজি বাজার” (vegetable market) is technically acceptable but is considered an error as the ground truth is “কাচা বাজার” (fresh market). For all three cases, adding the caption within the context makes the answers accessible in the textual domain and results in improved performance.

Categorically, Appendix Fig. 10a and 10b outline that GPT-4 Turbo exhibits inconsistent performance across all sets on the “Emotion” category, likely due to the low sample count in this category. Following appendix Fig. 10c and 10d, with the addition of captions to the context, the accuracy among different categories is largely maintained, with additional gains for the “Activity”, “Animal”, “Cloth”, “Food” and “Weather” classes. While “Emotion” retains a similarly poor trend as before, the “Material” class benefits immensely from the additional information.

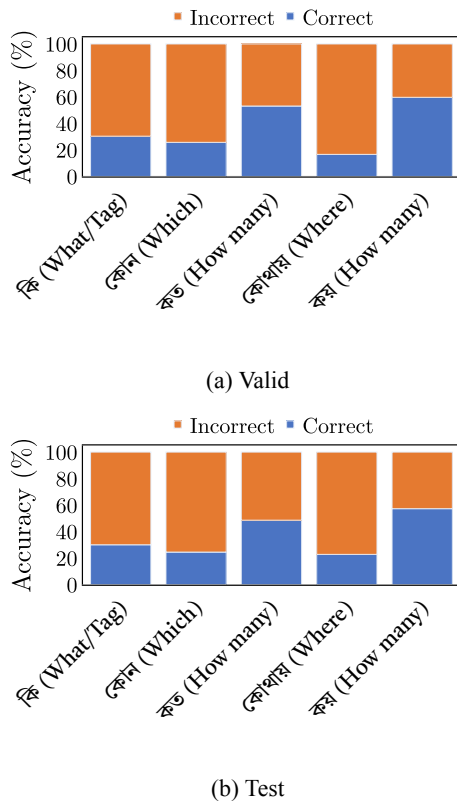


Figure 5: WH-word-based accuracy by GPT-4 Turbo on valid and test sets

For WH-words, GPT-4 Turbo attains 50% or more accuracy on counting questions on both test and validation splits, as seen in Fig. 5. For WH-words such as “কি” (what/tag question) and “কোনা” (which), the accuracy is close to the model average. Performance is comparatively poor for “কোথায়” (where), as spatial reasoning from a still image can be challenging. These findings resemble the explicit/implicit subject trend from the categorical breakdown. Note that Fig. 5 only lists the top 5 WH-words (in terms of sample count) for brevity.

7 Related Work

VQA Datasets and Models. Visual Question Answering datasets have significantly evolved over the years (Ishmam et al., 2024), with early datasets like DAQUAR (Malinowski and Fritz, 2014) and COCO-QA (Ren et al., 2015) providing initial benchmarks at restricted settings. The VQAv1 dataset (Antol et al., 2015) introduced free-form questions on real and synthetic images, which became a foundational benchmark despite the criticisms of linguistic bias, later addressed by VQAv2 (Goyal et al., 2017). Visual Genome (Krishna et al., 2017) and Visual 7W (Zhu et al., 2016) further enriched the VQA landscape by incorporating a vast number of QA pairs and scene graphs. CLEVR (Johnson et al., 2017), GQA (Hudson and Manning, 2019), and the recent OK-VQA (Marino et al., 2019) datasets, have pushed the boundaries by incorporating reasoning, external knowledge, and challenging biases in traditional datasets.

VQA methods have transitioned from the traditional joint encoding schemes (Antol et al., 2015; Fukui et al., 2016) to Vision Language Pre-training (VLP) (Li et al., 2019; Zhou et al., 2020; Kim et al., 2021; Bao et al., 2022; Li et al., 2022). The foundation of VLP lies in the transformer architecture (Vaswani et al., 2017), which can capitalize pre-training on large visual and textual corpora that can be fine-tuned for specific downstream tasks like VQA.

Multilingual and Bangla VQA. The majority of the aforementioned VQA datasets are focused on the English language while multilingual VQA (Changpinyo et al., 2022) extends the VQA capabilities to other languages. Early efforts in creating multilingual datasets, such as Multi30K (Elliott et al., 2016) and xGQA (Pfeiffer et al., 2021), have involved translating existing English datasets, gen-

erating synthetic multilingual data, and employing language-agnostic embedding to ensure comprehension of multiple languages. The associated models frequently relied on fine-tuning multilingual transformers like mBERT (Devlin et al., 2019) and XLM-R (Conneau and Lample, 2019) as modules for multilingual VQA systems.

Bengali-VQA-v1 and Bengali CLEVR (Islam et al., 2022) are derived from English VQA v1 (Antol et al., 2015) and CLEVR (Johnson et al., 2017) respectively, relying on machine translation. CVQA (Romero et al., 2024) takes a more refined approach by offering a VQA dataset of 26 languages built from the ground up with relevant cultural connections, with Bangla being one of them.

LLMs in VQA Tasks. Large language models have been employed in both traditional (Chappuis et al., 2022; Shao et al., 2023) and zero-shot settings (Guo et al., 2023; Liu et al., 2024a) of VQA. Multimodal Large Language Models (MLLMs) or Large Vision Language Models (LVLMs) (Zhang et al., 2024) like GPT-4 (Achiam et al., 2023) and LLaVA (Li et al., 2024) have shown great VQA performance in the zero-shot and few-shot settings. Our work evaluates both traditional and large VLMs on our dataset.

8 Discussion and Conclusion

We introduce ChitroJera, a VQA dataset deeply rooted in the geography, culture, and norms of the Bangla-speaking region. To our knowledge, ChitroJera is the first VQA benchmarking with images relevant to the Bengal region, filling a crucial gap in the Bangla vision-language landscape. Our novel dual-encoder models outperform existing unimodal and multimodal models of comparable scale, while V-LLMs, such as the GPT-4, attain superior performance primarily due to their scale and pre-training data. However, the performance gain due to the inclusion of captions outlines textual bias and the potential use of bias mitigation techniques in low-resource VQA. We anticipate that our work will foster improvements in future models, enabling better modality alignment with low-resource contexts and thereby, overall improved performance.

Limitations

Our work primarily explored WH-word questions of different types, with some exhibiting traits that are harder to capture from still images. Additionally, large language models might have implicit biases that prefer certain WH-words more than others, which can be somewhat mitigated via robust prompt engineering techniques. Since WH-words do not account for all types of questions either, the same question can be asked differently for better generalization.

Ethical Statement

Human annotators have been made aware of the full extent of the research and its potential outcomes. PII from image metadata and the content has been removed.

LLM Use: We acknowledge the implicit bias of the Large Language Models (LLMs) that have been used to generate the QA pairs of our dataset. LLMs have only been used to generate the synthesized dataset, correct grammatical errors, and polish written texts. The use of AI strictly adheres to the ACL AI Assistance policy³.

CO₂ Emission: With a carbon efficiency of 0.432 kgCO₂eq/kWh (OECD average), a total of 150 hours of computation was performed using Tesla P100 hardware (TDP of 250W) for the unimodal, multimodal, and dual encoder models. Total emissions of those experiments are estimated to be 16.2 kgCO₂eq.

References

- Josh Achiam, Steven Adler, Sandhini Agarwal, Lama Ahmad, Ilge Akkaya, Florencia Leoni Aleman, Diogo Almeida, Janko Altschmidt, Sam Altman, Shyamal Anadkat, et al. 2023. Gpt-4 technical report. *arXiv preprint arXiv:2303.08774*.
- Mehdi Ali, Michael Fromm, Klaudia Thellmann, Richard Rutmann, Max Lübbering, Johannes Levelling, Katrin Klug, Jan Ebert, Niclas Doll, Jasper Buschhoff, Charvi Jain, Alexander Weber, Lena Jurkschat, Hammam Abdelwahab, Chelsea John, Pedro Ortiz Suarez, Malte Ostendorff, Samuel Weinbach, Rafet Sifa, Stefan Kesselheim, and Nicolas Flores-Herr. 2024. [Tokenizer choice for LLM training: Negligible or crucial?](#) In *Findings of the Association for Computational Linguistics: NAACL 2024*,

³<https://2023.aclweb.org/blog/ACL-2023-policy/>

- pages 3907–3924, Mexico City, Mexico. Association for Computational Linguistics.
- Stanislaw Antol, Aishwarya Agrawal, Jiasen Lu, Margaret Mitchell, Dhruv Batra, C. Lawrence Zitnick, and Devi Parikh. 2015. Vqa: Visual question answering. In *Proceedings of the IEEE International Conference on Computer Vision (ICCV)*, pages 2425–2433.
- Hangbo Bao, Li Dong, Songhao Piao, and Furu Wei. 2021. Beit: Bert pre-training of image transformers. *arXiv preprint arXiv:2106.08254*.
- Hangbo Bao, Wenhui Wang, Li Dong, Qiang Liu, Owais Khan Mohammed, Kriti Aggarwal, Subhojit Som, Songhao Piao, and Furu Wei. 2022. Vlmo: Unified vision-language pre-training with mixture-of-modality-experts. *Advances in Neural Information Processing Systems*, 35:32897–32912.
- Abhik Bhattacharjee, Tahmid Hasan, Wasi Uddin Ahmad, Kazi Samin, Md Saiful Islam, Anindya Iqbal, M Sohel Rahman, and Rifat Shahriyar. 2021. Banglabert: Language model pretraining and benchmarks for low-resource language understanding evaluation in bangla. *arXiv preprint arXiv:2101.00204*.
- Soravit Changpinyo, Linting Xue, Idan Szepes, Ashish V Thapliyal, Julien Amelot, Michal Yarom, Xi Chen, and Radu Soricut. 2022. Maxm: Towards multilingual visual question answering. *arXiv preprint arXiv:2209.05401*.
- Christel Chappuis, Valérie Zermatten, Sylvain Lobry, Bertrand Le Saux, and Devis Tuia. 2022. Prompt-rsvqa: Prompting visual context to a language model for remote sensing visual question answering. In *Proceedings of the IEEE/CVF Conference on Computer Vision and Pattern Recognition*, pages 1372–1381.
- Guanhua Chen, Lu Hou, Yun Chen, Wenliang Dai, Lifeng Shang, Xin Jiang, Qun Liu, Jia Pan, and Wenping Wang. 2023. mCLIP: Multilingual CLIP via cross-lingual transfer. In *Proceedings of the 61st Annual Meeting of the Association for Computational Linguistics (Volume 1: Long Papers)*, pages 13028–13043, Toronto, Canada. Association for Computational Linguistics.
- Alexis Conneau, Kartikay Khandelwal, Naman Goyal, Vishrav Chaudhary, Guillaume Wenzek, Francisco Guzmán, Edouard Grave, Myle Ott, Luke Zettlemoyer, and Veselin Stoyanov. 2019. Unsupervised cross-lingual representation learning at scale. *arXiv preprint arXiv:1911.02116*.
- Alexis Conneau and Guillaume Lample. 2019. Cross-lingual language model pretraining. *Advances in neural information processing systems*, 32.
- Jacob Devlin, Ming-Wei Chang, Kenton Lee, and Kristina Toutanova. 2019. BERT: Pre-training of deep bidirectional transformers for language understanding. In *Proceedings of the 2019 Conference of the North American Chapter of the Association for Computational Linguistics: Human Language Technologies, Volume 1 (Long and Short Papers)*, pages 4171–4186, Minneapolis, Minnesota. Association for Computational Linguistics.
- Alexey Dosovitskiy, Lucas Beyer, Alexander Kolesnikov, Dirk Weissenborn, Xiaohua Zhai, Thomas Unterthiner, Mostafa Dehghani, Matthias Minderer, Georg Heigold, Sylvain Gelly, et al. 2020. An image is worth 16x16 words: Transformers for image recognition at scale. *arXiv preprint arXiv:2010.11929*.
- Zi-Yi Dou, Yichong Xu, Zhe Gan, Jianfeng Wang, Shuohang Wang, Lijuan Wang, Chenguang Zhu, Pengchuan Zhang, Lu Yuan, Nanyun Peng, et al. 2022. An empirical study of training end-to-end vision-and-language transformers. In *Proceedings of the IEEE/CVF Conference on Computer Vision and Pattern Recognition*, pages 18166–18176.
- Desmond Elliott, Stella Frank, Khalil Sima’an, and Lucia Specia. 2016. Multi30k: Multilingual english-german image descriptions. *arXiv preprint arXiv:1605.00459*.
- Al Momin Faruk, Hasan Al Faraby, Md. Muzahidul Azad, Md. Riduan Fedous, and Md. Kishor Morol. 2020. Image to bengali caption generation using deep cnn and bidirectional gated recurrent unit. In *2020 23rd International Conference on Computer and Information Technology (ICCIT)*, pages 1–6.
- Akira Fukui, Dong Huk Park, Daylen Yang, Anna Rohrbach, Trevor Darrell, and Marcus Rohrbach. 2016. Multimodal compact bilinear pooling for visual question answering and visual grounding. *arXiv preprint arXiv:1606.01847*.
- Youdi Gong, Guangzhen Liu, Yunzhi Xue, Rui Li, and Lingzhong Meng. 2023. A survey on dataset quality in machine learning. *Information and Software Technology*, 162:107268.
- Yash Goyal, Tejas Khot, Douglas Summers-Stay, Dhruv Batra, and Devi Parikh. 2017. Making the v in vqa matter: Elevating the role of image understanding in visual question answering. In *Proceedings of the IEEE conference on computer vision and pattern recognition*, pages 6904–6913.
- Jiaxian Guo, Junnan Li, Dongxu Li, Anthony Meng Huat Tiong, Boyang Li, Dacheng Tao, and Steven Hoi. 2023. From images to textual prompts: Zero-shot visual question answering with frozen large language models. In *Proceedings of the IEEE/CVF Conference on Computer Vision and Pattern Recognition*, pages 10867–10877.
- Danna Gurari, Qing Li, Abigale Stangl, Anhong Guo, Chi Lin, Kristen Grauman, Jiebo Luo, and Jeffrey P. Bigham. 2018. Vizwiz grand challenge: Answering visual questions from blind people. *2018 IEEE/CVF Conference on Computer Vision and Pattern Recognition*, pages 3608–3617.

- Kaiming He, Haoqi Fan, Yuxin Wu, Saining Xie, and Ross Girshick. 2020. Momentum contrast for unsupervised visual representation learning. In *Proceedings of the IEEE/CVF conference on computer vision and pattern recognition*, pages 9729–9738.
- Kaiming He, Xiangyu Zhang, Shaoqing Ren, and Jian Sun. 2016. Deep residual learning for image recognition. In *Proceedings of the IEEE conference on computer vision and pattern recognition*, pages 770–778.
- Pengcheng He, Jianfeng Gao, and Weizhu Chen. 2021. DeBERTaV3: Improving DeBERTa using ELECTRA-style pre-training with gradient-disentangled embedding sharing. *arXiv preprint arXiv:2111.09543*.
- Lisa Anne Hendricks, John Mellor, Rosalia Schneider, Jean-Baptiste Alayrac, and Aida Nematzadeh. 2021. [Decoupling the role of data, attention, and losses in multimodal transformers](#). *Transactions of the Association for Computational Linguistics*, 9:570–585.
- Drew A Hudson and Christopher D Manning. 2019. Gqa: A new dataset for real-world visual reasoning and compositional question answering. In *Proceedings of the IEEE/CVF conference on computer vision and pattern recognition*, pages 6700–6709.
- Md Farhan Ishmam, Md Sakib Hossain Shovon, MF Mridha, and Nilanjan Dey. 2024. From image to language: A critical analysis of visual question answering (vqa) approaches, challenges, and opportunities. *Information Fusion*, page 102270.
- Shahrukh Islam, Riyad Auntor, Minhajul Islam, Mohammad Hossain, A. B. M. Alim Al Islam, and Jan-natun Noor. 2022. [Note: Towards devising an efficient vqa in the bengali language](#). pages 632–637.
- Justin Johnson, Bharath Hariharan, Laurens van der Maaten, Li Fei-Fei, C. Lawrence Zitnick, and Ross Girshick. 2017. Clevr: A diagnostic dataset for compositional language and elementary visual reasoning. In *Proceedings of the IEEE Conference on Computer Vision and Pattern Recognition (CVPR)*, pages 2901–2910.
- Mohammad Faiyaz Khan, S.M. Sadiq-Ur-Rahman Shifath, and Md Saiful Islam. 2022. [BAN-cap: A multi-purpose English-Bangla image descriptions dataset](#). In *Proceedings of the Thirteenth Language Resources and Evaluation Conference*, pages 6855–6865, Marseille, France. European Language Resources Association.
- Wonjae Kim, Bokyung Son, and Ildoo Kim. 2021. Vilt: Vision-and-language transformer without convolution or region supervision. In *International conference on machine learning*, pages 5583–5594. PMLR.
- Ranjay Krishna, Yuke Zhu, Oliver Groth, Justin Johnson, Kenji Hata, Joshua Kravitz, Stephanie Chen, Yannis Kalantidis, Li-Jia Li, David A Shamma, et al. 2017. Visual genome: Connecting language and vision using crowdsourced dense image annotations. *International journal of computer vision*, 123:32–73.
- Chunyuan Li, Cliff Wong, Sheng Zhang, Naoto Usuyama, Haotian Liu, Jianwei Yang, Tristan Naumann, Hoifung Poon, and Jianfeng Gao. 2024. Llava-med: Training a large language-and-vision assistant for biomedicine in one day. *Advances in Neural Information Processing Systems*, 36.
- Junnan Li, Dongxu Li, Silvio Savarese, and Steven Hoi. 2023a. Blip-2: Bootstrapping language-image pre-training with frozen image encoders and large language models. In *International conference on machine learning*, pages 19730–19742. PMLR.
- Junnan Li, Dongxu Li, Caiming Xiong, and Steven Hoi. 2022. Blip: Bootstrapping language-image pre-training for unified vision-language understanding and generation. In *International conference on machine learning*, pages 12888–12900. PMLR.
- Liunian Harold Li, Mark Yatskar, Da Yin, Cho-Jui Hsieh, and Kai-Wei Chang. 2019. Visualbert: A simple and performant baseline for vision and language. *arXiv preprint arXiv:1908.03557*.
- Pengfei Li, Gang Liu, Jinlong He, Zixu Zhao, and Shenjun Zhong. 2023b. Masked vision and language pre-training with unimodal and multimodal contrastive losses for medical visual question answering. In *International Conference on Medical Image Computing and Computer-Assisted Intervention*, pages 374–383. Springer.
- Jindřich Libovický, Rudolf Rosa, and Alexander Fraser. 2019. How language-neutral is multilingual bert? *arXiv preprint arXiv:1911.03310*.
- Zhihong Lin, Donghao Zhang, Qingyi Tao, Danli Shi, Gholamreza Haffari, Qi Wu, Mingguang He, and Zongyuan Ge. 2023. [Medical visual question answering: A survey](#). *Artificial Intelligence in Medicine*, 143:102611.
- Cheng Liu, Chao Wang, Yan Peng, and Zhixu Li. 2024a. Zvqaf: Zero-shot visual question answering with feedback from large language models. *Neurocomputing*, 580:127505.
- Haotian Liu, Chunyuan Li, Qingyang Wu, and Yong Jae Lee. 2024b. Visual instruction tuning. *Advances in neural information processing systems*, 36.
- Zhuang Liu, Hanzi Mao, Chao-Yuan Wu, Christoph Feichtenhofer, Trevor Darrell, and Saining Xie. 2022. A convnet for the 2020s. In *Proceedings of the IEEE/CVF conference on computer vision and pattern recognition*, pages 11976–11986.
- Mateusz Malinowski and Mario Fritz. 2014. A multi-world approach to question answering about real-world scenes based on uncertain input. *Advances in neural information processing systems*, 27.

- Oscar Mañas, Benno Krojer, and Aishwarya Agrawal. 2024. Improving automatic vqa evaluation using large language models. In *In the AAAI*, 5.
- Kenneth Marino, Mohammad Rastegari, Ali Farhadi, and Roozbeh Mottaghi. 2019. [Ok-vqa: A visual question answering benchmark requiring external knowledge](#). In *Proceedings of the IEEE/cvf conference on computer vision and pattern recognition*, pages 3190–3199.
- Jonas Pfeiffer, Gregor Geigle, Aishwarya Kamath, Jan-Martin O Steitz, Stefan Roth, Ivan Vulić, and Iryna Gurevych. 2021. [xgqa: Cross-lingual visual question answering](#). *arXiv preprint arXiv:2109.06082*.
- Joaquin Quionero-Candela, Masashi Sugiyama, Anton Schwaighofer, and Neil Lawrence. 2009. Dataset shift in machine learning.
- Alec Radford, Jong Wook Kim, Chris Hallacy, Aditya Ramesh, Gabriel Goh, Sandhini Agarwal, Girish Sastry, Amanda Askell, Pamela Mishkin, Jack Clark, et al. 2021. Learning transferable visual models from natural language supervision. In *International conference on machine learning*, pages 8748–8763. PMLR.
- Mahamudul Rafi, Shifat Islam, s. M. Hasan Imtiaz Labib, Sajid Hasan, Faisal Shah, and Sifat Ahmed. 2022. [A deep learning-based bengali visual question answering system](#).
- Matiur Rahman, Nabeel Mohammed, Nafees Mansoor, and Sifat Momen. 2019. [Chittron: An automatic bangla image captioning system](#). *Procedia Computer Science*, 154:636–642. Proceedings of the 9th International Conference of Information and Communication Technology [ICICT-2019] Nanning, Guangxi, China January 11-13, 2019.
- Mengye Ren, Ryan Kiros, and Richard Zemel. 2015. Exploring models and data for image question answering. *Advances in neural information processing systems*, 28.
- David Romero, Chenyang Lyu, Haryo Akbarianto Wibowo, Teresa Lynn, Injy Hamed, Aditya Nanda Kishore, Aishik Mandal, Alina Dragonetti, Artem Abzaliev, Atnafu Lambebo Tonja, Bontu Fufa Balcha, Chenxi Whitehouse, Christian Salamea, Dan John Velasco, David Ifeoluwa Adelani, David Le Meur, Emilio Villa-Cueva, Fajri Koto, Fauzan Farooqui, Frederico Belcavello, Ganzorig Batnasan, Gisela Vallejo, Grainne Caulfield, Guido Ivetta, Haiyue Song, Henok Biadgign Ademtew, Hernán Maina, Holy Lovenia, Israel Abebe Azime, Jan Christian Blaise Cruz, Jay Gala, Jiahui Geng, Jesus-German Ortiz-Barajas, Jinheon Baek, Jocelyn Dunstan, Laura Alonso Alemany, Kumaranage Ravindu Yasas Nagasinghe, Luciana Benotti, Luis Fernando D’Haro, Marcelo Viridiano, Marcos Estechea-Garitagoitia, Maria Camila Buitrago Cabrera, Mario Rodríguez-Cantelar, Mélanie Jouit-teau, Mihail Mihaylov, Mohamed Fazli Mohamed Imam, Muhammad Farid Adilazuarda, Munkhjar-gal Gochoo, Munkh-Erdene Otgonbold, Naome Etori, Olivier Niyomugisha, Paula Mónica Silva, Pranjal Chitale, Raj Dabre, Rendi Chevi, Ruochen Zhang, Ryandito Diandaru, Samuel Cahyawijaya, Santiago Góngora, Soyeong Jeong, Sukannya Purkayastha, Tatsuki Kuribayashi, Thanmay Jayakumar, Tiago Timponi Torrent, Toqeer Ehsan, Vladimir Araujo, Yova Kementchedjieva, Zara Burzo, Zheng Wei Lim, Zheng Xin Yong, Oana Ignat, Joan Nwatu, Rada Mihalcea, Tamar Solorio, and Alham Fikri Aji. 2024. [Cvqa: Culturally-diverse multilingual visual question answering benchmark](#). *Preprint*, arXiv:2406.05967.
- Dustin Schwenk, Apoorv Khandelwal, Christopher Clark, Kenneth Marino, and Roozbeh Mottaghi. 2022. [A-okvqa: A benchmark for visual question answering using world knowledge](#). *Preprint*, arXiv:2206.01718.
- Pierre Sermanet, Tianli Ding, Jeffrey Zhao, Fei Xia, Debiddatta Dwibedi, Keerthana Gopalakrishnan, Christine Chan, Gabriel Dulac-Arnold, Sharath Maddineni, Nikhil J Joshi, Pete Florence, Wei Han, Robert Baruch, Yao Lu, Suvir Mirchandani, Peng Xu, Pan-nag Sanketi, Karol Hausman, Izhak Shafran, Brian Ichter, and Yuan Cao. 2023. [Robovqa: Multimodal long-horizon reasoning for robotics](#). *Preprint*, arXiv:2311.00899.
- Faisal Shah, Mayeesha Humaira, Md Jim, Amit Ami, and Shimul Paul. 2022. [Bornon: Bengali image captioning with transformer-based deep learning approach](#). *SN Computer Science*, 3.
- Zhenwei Shao, Zhou Yu, Meng Wang, and Jun Yu. 2023. Prompting large language models with answer heuristics for knowledge-based visual question answering. In *Proceedings of the IEEE/CVF Conference on Computer Vision and Pattern Recognition*, pages 14974–14983.
- Hao Tan and Mohit Bansal. 2019. Lxmert: Learning cross-modality encoder representations from transformers. *arXiv preprint arXiv:1908.07490*.
- Mingxing Tan and Quoc Le. 2019. Efficientnet: Re-thinking model scaling for convolutional neural networks. In *International conference on machine learning*, pages 6105–6114. PMLR.
- Gemini Team, Rohan Anil, Sebastian Borgeaud, Yonghui Wu, Jean-Baptiste Alayrac, Jiahui Yu, Radu Soricut, Johan Schalkwyk, Andrew M Dai, Anja Hauth, et al. 2023. Gemini: a family of highly capable multimodal models. *arXiv preprint arXiv:2312.11805*.
- Hugo Touvron, Matthieu Cord, Matthijs Douze, Francisco Massa, Alexandre Sablayrolles, and Hervé Jégou. 2021. Training data-efficient image transformers & distillation through attention. In *International conference on machine learning*, pages 10347–10357. PMLR.

- Ashish Vaswani, Noam Shazeer, Niki Parmar, Jakob Uszkoreit, Llion Jones, Aidan N Gomez, Łukasz Kaiser, and Illia Polosukhin. 2017. Attention is all you need. *Advances in neural information processing systems*, 30.
- Duzhen Zhang, Yahan Yu, Chenxing Li, Jiahua Dong, Dan Su, Chenhui Chu, and Dong Yu. 2024. Mmllms: Recent advances in multimodal large language models. *arXiv preprint arXiv:2401.13601*.
- Tianyi Zhang, Varsha Kishore, Felix Wu, Kilian Q Weinberger, and Yoav Artzi. 2019. Bertscore: Evaluating text generation with bert. *arXiv preprint arXiv:1904.09675*.
- Luowei Zhou, Hamid Palangi, Lei Zhang, Houdong Hu, Jason Corso, and Jianfeng Gao. 2020. Unified vision-language pre-training for image captioning and vqa. In *Proceedings of the AAAI conference on artificial intelligence*, volume 34, pages 13041–13049.
- Yuke Zhu, Oliver Groth, Michael Bernstein, and Li Fei-Fei. 2016. Visual7w: Grounded question answering in images. In *Proceedings of the IEEE conference on computer vision and pattern recognition*, pages 4995–5004.
- Liu Zhuang, Lin Wayne, Shi Ya, and Zhao Jun. 2021. [A robustly optimized BERT pre-training approach with post-training](#). In *Proceedings of the 20th Chinese National Conference on Computational Linguistics*, pages 1218–1227, Huhhot, China. Chinese Information Processing Society of China.

A Caption Filtering

Filtering has been used to form the context for the experiments with the captions included. If there are 3 or fewer captions, all of them are added to the context. However, for source images that have more than 3 captions available, filtering is required to remove redundant and repeated information. For this, we pick the longest and the shortest caption as these two are more likely to offer differing perspectives of the same image: the longer one captures more detail and the shorter one paints the big picture. Lastly, we also pick a third caption, the one with the closest BERTScore to the previous two captions. This captures slight differences in semantics and suffixation, if any. The algorithm that we use for caption filtering is shown in Algorithm 1.

B LLM Selection

We select the LLM for QA pair generation by comparing the ones generated by GPT-4 Turbo against the ones generated by Google Gemini 1.5 Pro.

Algorithm 1 Select Captions and Form Textual Ground Truth Context

Require: Set of captions $C = \{c_1, c_2, \dots, c_n\}$ for an image

Ensure: Textual ground truth context T

```

1:  $longest \leftarrow \operatorname{argmax}(\operatorname{len}(c_i))$ 
2:  $shortest \leftarrow \operatorname{argmin}(\operatorname{len}(c_i))$ 
3:  $C' \leftarrow C \setminus \{longest, shortest\}$ 
4:  $best\_bs \leftarrow -\infty$ 
5:  $best\_caption \leftarrow \text{None}$ 
6: for all  $c \in C'$  do
7:    $bsl \leftarrow \text{BERTScore}(c, longest)$ 
8:    $bss \leftarrow \text{BERTScore}(c, shortest)$ 
9:    $bs \leftarrow bsl + bss$ 
10:  if  $bs > best\_bs$  then
11:     $best\_bs \leftarrow bs$ 
12:     $best\_caption \leftarrow c$ 
13:  end if
14: end for
15:  $T \leftarrow longest + " " + shortest$ 
16: if  $best\_caption$  is not None then
17:    $T \leftarrow T + " " + best\_caption$ 
18: end if
19: return  $T$ 
```

This is performed over a sample of 1000 image-caption pairs, where two domain experts are asked to either pick GPT-4 Turbo or Gemini 1.5 Pro for each sample. Since there are exactly two annotators and all the criteria to be evaluated are categorical (binary), we find Cohen’s kappa coefficient to be a suitable basis for quantifying the agreement between the two annotators, obtaining a score of 89.27%. GPT-4 Turbo is picked in most of the instances, making it favorable over Gemini 1.5 Pro for the question synthesis, as evident from the confusion matrix in Table 7.

	Ann. 2 (GPT-4)	Ann. 2 (Gemini)
Ann. 1 (GPT-4)	979	3
Ann. 1 (Gemini)	1	17

Table 7: Confusion matrix of annotator LLM preferences for QA pair generation (GPT-4 Turbo vs. Gemini 1.5 Pro).

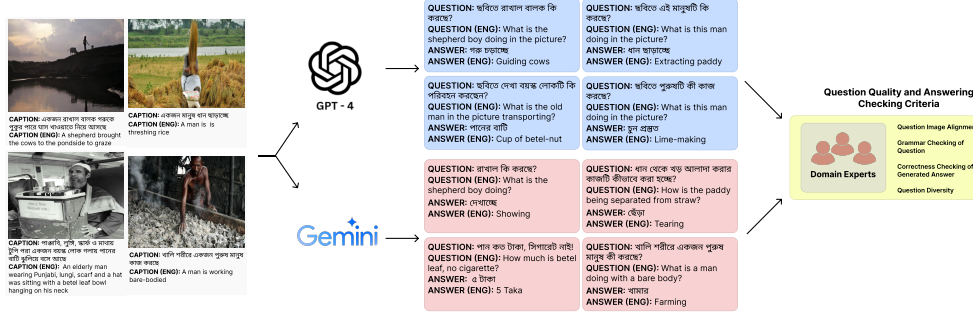


Figure 6: A flow of GPT-4 vs Gemini question answer generation and expert verification process.

C Experiment Setup

C.1 Prompt Design for Generating Question and Answers using LLMs

The prompt we used for generating questions and answers using LLMs by inputting captions and images is given below. We also set some guidelines so that the response from the LLMs aligns with our objectives.

Prompt to Generate the Question-Answer Pairs for the dataset

You are an expert in generating Bangla visual question answers. For a given image and the captions to the image, your task is to generate the question and the answer. You should always abide by the guidelines that are mentioned below:

GUIDELINE 1: The questions should be always image-aligned, caption-aligned, and informative

GUIDELINE 2: Try to generate the answer in one or two words. The answer must never contain more than three words

GUIDELINE 3: Generate the question-answer pair in the Bangla language

Here is the caption:

<CAPTION>

Based on the captions above and the image, generate one question-answer pair in Bangla. Generate the question-answer pair in the following format:

Q# <GENERATED QUESTION>, A# <GENERATED ANSWER>

C.2 Implementation Details

All of the pretraining experiments were conducted using Python (version 3.12) and PyTorch on an NVIDIA P100 GPU. All pretraining models used in the paper were sourced from the Huggingface Transformers library (version 4.40.1), which we also utilized for fine-tuning the models. We trained the models for 15 epochs using the AdamW optimizer. The learning rate is 2×10^{-5} , the epsilon

value of the optimizer is 10^{-6} , and the beta coefficients for computing the running average of the gradient and its square are 0.9 and 0.999, respectively.

For all operations, the seed value used to ensure random state consistency was 42. The dimensions of the text and vision projection layers are 768. We set the dropout rate to 0.1, effectively zeroing 10% of the input values. The fine-tuning experiments were done using the same versions of Python and PyTorch, with two NVIDIA Tesla T4 GPUs. The dimension for the hidden layer of the classification head is 256 across all experiments. All other hyperparameters remained unchanged.

C.3 Accuracy-BERTScore Mismatch.

Suffixes play a major role in Bangla, with the most common ones being “টা” or “টি” for inanimate objects and “জন” for enumerating people. As observed across all instances, the BERTScore is noticeably higher compared to the accuracy. This is because accuracy only accounts for exact matches which includes suffixes, whereas BERTScore also accommodates semantically close but not exact matches.

In Table 4, there are instances where the accuracy of a model is higher compared to the rest but the BERTScore is not, and vice-versa. This is because a change in accuracy does not necessarily guarantee an equivalent change in the BERTScore. For reference, the BERTScore between “তিন” and “তিনজন” is 0.95, whereas it is 0.96 between “তিন” and “তিনটি”. If the ground truth is “তিন”, the sample is misclassified in both the cases, and their accuracies will be the same (0), but the BERTScores will differ (0.96 & 0.95).

D Pretraining Objectives and Ablation Study

D.1 Pretraining Objectives

- **MLM:** Masked Language Modeling (MLM) (Devlin et al., 2019; Zhuang et al., 2021; Dou et al., 2022) involves randomly masking some input tokens in a sentence from an image-caption pair. The model is then trained to reconstruct the original tokens using the masked tokens and the corresponding visual input.
- **ITM:** Image-Text Matching (ITM) (Li et al., 2022) requires the model to identify which image-caption pairs in a batch are correctly matched and which are not.
- **MCL:** Multimodal Contrastive Loss (MCL) (He et al., 2020; Li et al., 2023b) focuses on learning the alignment between the two modalities by maximizing the similarity between images and their corresponding text captions while distinguishing them from negative examples.
- **UCL:** Unimodal Contrastive Loss (UCL) (Li et al., 2023b) aims to differentiate examples within a single modality, such as images or text, in latent space to ensure similar examples are close together.

D.2 Zero-shot baselines of LLMs

Prompting	Performance Metrics			
	Validation		Test	
	Acc.	BScore	Acc.	BScore
BLIP-2	11.20	87.53	11.78	87.64
LLaVa	18.90	90.34	17.18	90.33
Gemini	19.80	90.28	20.90	90.06
GPT-4	34.50	92.81	32.36	92.25
GPT-4o	32.30	92.32	30.26	91.85

Table 8: Performance of different prompt-based VLMs and Multimodal LLMs on 1000 samples of the validation and test set using accuracy and BERT score.

We assess the performance of several large vision-language models, including BLIP-2 (Li et al., 2023a), LLaVa (Liu et al., 2024b), and large language models like Gemini (Team et al., 2023), GPT-4, and GPT-4o (Achiam et al., 2023), on our dataset. This evaluation involves employing

prompt-based techniques, where these models are prompted to predict answers based on the given image and question. For this experiment, we used 1,000 samples from both the validation and test datasets. The prompt used is detailed in the Appendix. The results, shown in Table 8, indicate that GPT models consistently outperform other large VLMs and LLMs. Therefore, we selected GPT models for benchmarking on our dataset.

E Dataset Validation Criteria

- **Caption-question alignment:** This validates whether the question is aligned with the caption or not, ensuring that GPT-4 did not augment extraneous and irrelevant information to the generated question by hallucinating. The annotators remove any instance of extraneous information, if present.
- **Image-question alignment:** This is to validate if the question corresponds to the image or not. This prevents the samples from having errors due to invalid interpretation of the visual context and GPT-4’s inability to detect the subjects that are not apparent in some instances. The annotators handle any references to erroneous information from the question.
- **Question correctness:** This metric gauges whether the question is grammatically correct or not. Despite having resilience in terms of grammar in general, GPT-4 may have trouble generating proper structure for low-resource languages such as Bangla. Hence, the grammatical correctness is verified and enforced.
- **Answer correctness:** This is to check if the answer generated by GPT actually resolves the question or not. If the response doesn’t fully or partially address the question, it is revised.

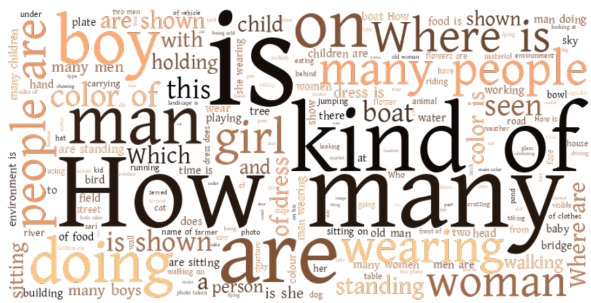


Figure 7: Bangla and English word clouds of the questions from the validation set.



Figure 8: Word cloud of the Questions of test set in Bangla and English

F Prompts used for LLMs for Prediction in our Dataset

Prompt to Generate Answers using GPT-3.5 (Text only model)

You are an expert Bangla question answering assistant. Given a caption, when asked a question with the context of the caption, your task is to generate the answer. You should always abide by the guidelines that are mentioned below:

- 1: Try to generate an answer of one or two words. The answer must never contain more than three words.
- 2: Always answer the question in Bangla language.

<CAPTION>,
<QUESTION>

When generating the Bangla answer of the question mentioned, generate in the following format:

A# <GENERATED ANSWER>

Prompt to Generate Answers with caption

You are an expert Bangla visual question answering assistant. Given an image with its caption, your task is to generate the answer when asked a question with the context of the image. You should always abide by the guidelines that are mentioned below:

- 1: Try to generate an answer of one or two words. The answer must never contain more than three words.
- 2: Always answer the question in Bangla language.

<CAPTION>
<QUESTION>

When generating the Bangla answer of the question mentioned, generate in the following format:

A#<GENERATED ANSWER>

Prompt to Generate Answers without caption

You are an expert Bangla visual question answering assistant. Given an image, your task is to generate the answer when asked a question. You should always abide by the guidelines mentioned below:

- 1: Try to generate an answer of one or two words. The answer must never contain more than three words.
- 2: Always answer the question in Bangla language

<QUESTION>

When generating the Bangla answer of the question mentioned, generate in the following format:

A# <GENERATED ANSWER>



(a) Full dataset (Bangla)



(b) Full dataset (English)

Figure 9: Word cloud of the Captions of full dataset in Bangla and English

G Word clouds

We also present word clouds for the question and answer texts across the train, validation, test, and overall datasets. These visualizations provide a clear overview of the most frequent terms, helping to identify common themes and vocabulary patterns within each subset of the data. From the Figures 7a and 8b, it can be observed that the validation and test splits of the datasets have similar distributions, with words like “কি” (tag question), “দাঁড়িয়ে” (standing), and “ছবিটিতে” (in the picture) having a large presence on both. Their English counterparts translate a bit differently due to the lack of certain kinds of suffixes, with phrases such as “How many”, “kind of” and “man” being prevalent. These words and phrases have multiple representations in Bangla, causing them to split across multiple smaller entities.

As opposed to the word clouds of the questions, the word clouds of the captions in Figure 9 have a noticeably different distribution, as they lack inquisitive words. This also suggests why the performance improves when the caption is added to the context, as new information not present in the questions is being added.

H Additional Error Analysis

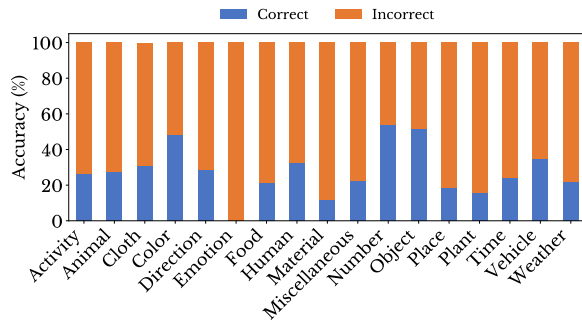
The experiment results suggest that even with the information used to create the questions being accessible to the models verbatim for zero-shot prompts, they struggle to get the answers correct across all the instances. The degree of error varies, but with none of the options achieving 70% or more accuracy, there is much room to analyze exactly where these models are performing poorly.

H.1 Category-wise Accuracy Score

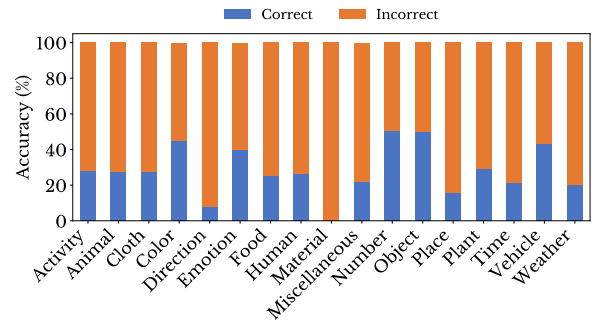
From Figure 10, it can be inferred the some of the categories, such as “Color”, “Human”, “Number”, “Object” and “Vehicle” perform consistently well across both the validation and test splits, with and without captions. All of these categories have one thing in common, that they can be inferred with ease from the images alone as their visual presence is explicit. On the other hand, the more abstract or implicit the category is, the harder it gets for the LLM to reason from the visual information alone. This is reflected in categories such as “Emotion”, “Direction” and “Time”.

H.2 Caption Error Analysis

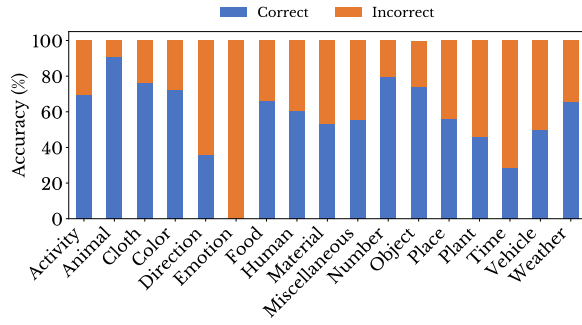
As reflected in Figure 11, the inclusion of captions in the context improve performance across all the models to some extent. GPT 3.5 seems to have a poorer understanding of Bangla expressions, as it answers the third question about the type of the market with an incomplete answer, where it fixates too much on the modifier instead of using the whole phrase coherently. GPT-4 and GPT-4o, on the other hand, obtain modest accuracy despite the metric requiring exact matches. This insinuates that the models answering incorrectly only using the image can either be attributed to the lack of knowledge regarding exact way the answer was used with the exact same suffixes, or being wrong entirely. The latter case can take place when the image does not provide enough fidelity, or when the cultural context is not immediately available to the model.



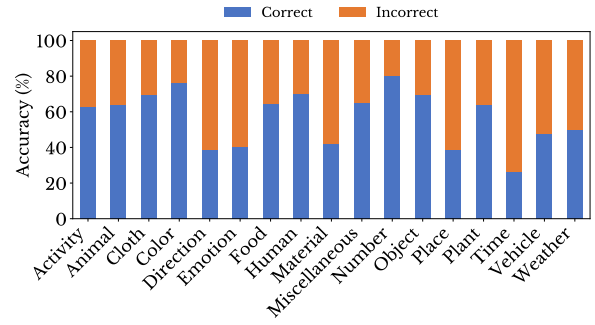
(a) Valid set without caption



(b) Test set without caption



(c) Valid set with caption



(d) Test set with caption

Figure 10: Category-based prediction accuracy by GPT-4 on valid and test sets with and without captions




Image			
Caption	নদীর পাড় দিয়ে তিনজন ছোট ছেলে টায়ার নিয়ে খেলতে খেলতে যাচ্ছে।	শাড়ি পরা দুইজন মহিলা পা দিয়ে ঠেলে ঠেলে ধান শুকাচ্ছে।	বৃষ্টির দিনে একটি কাচা বাজারের দৃশ্য দেখা যাচ্ছে।
Caption (ENG)	Three young boys are playing with tires by the riverside	Two women wearing saris are drying rice by pushing it with their feet.	On a rainy day, a scene of a local market can be seen
Question	শিশুরা কি দিয়ে খেলছে?	ছবিতে মহিলারা কী করছে?	ছবিতে দেখা যাচ্ছে কোন ধরনের বাজারের দৃশ্য?
Question (ENG)	What are the kids playing with?	What are the women doing in the picture?	What type of market is seen in the picture?
Answer	টায়ার (Tire)	ধান শুকাচ্ছে (Drying Paddy)	কাচা বাজার (Fresh Market)
Without Caption	GPT-4o: চাকা GPT-4o (ENG): Wheel GPT-4-turbo: টায়ার GPT-4-turbo(ENG): Tire	GPT-4o: চলছে GPT-4o (ENG): Walking GPT-4-turbo: ধান মাড়াই GPT-4-turbo(ENG): Paddy Threshing	GPT-4o: সবজি বাজার GPT-4o (ENG): Vegetable Market GPT-4-turbo: বাজার GPT-4-turbo(ENG): Market
With Caption	GPT-3.5: টায়ার GPT-3.5 (ENG): Tire GPT-4o: টায়ার GPT-4o (ENG): Tire GPT-4-turbo: টায়ার GPT-4-turbo(ENG): Tire	GPT-3.5: ধান শুকাচ্ছে। (ধান) GPT-3.5 (ENG): Drying Paddy (Paddy) GPT-4o: ধান শুকাচ্ছে GPT-4o (ENG): Drying Paddy GPT-4-turbo: ধান শুকাচ্ছে GPT-4-turbo(ENG): Drying Paddy	GPT-3.5: কাচা GPT-3.5 (ENG): Unripe GPT-4o: কাচা বাজার GPT-4o (ENG): Fresh Market GPT-4-turbo: কাচা বাজার GPT-4-turbo(ENG): Fresh Market

Figure 11: Error Analysis of GPT Models in Our Dataset using with Caption and without Caption Prompting