

Structural temporal logic for mechanized program verification

ELEFTHERIOS IOANNIDIS, University of Pennsylvania, United States

YANNICK ZAKOWSKI, ENS Lyon, Inria, France

STEVE ZDANCEWIC, University of Pennsylvania, United States

SEBASTIAN ANGEL, University of Pennsylvania, United States

Mechanized verification of liveness properties for programs with effects, nondeterminism, and nontermination is difficult. Existing temporal reasoning frameworks operate on the level of models (traces, automata) not executable code, creating a verification gap and losing the benefits of modularity and composition enjoyed by structural program logics. Reasoning about infinite traces and automata requires complex (co-)inductive proof techniques and familiarity with proof assistant mechanics (e.g., guardedness checker). We propose a structural approach to the verification of temporal properties with a new temporal logic that we call *Tic1*. Using *Tic1*, we internalize complex (co-)inductive proof techniques to structural lemmas and reasoning about variants and invariants. We show that it is possible to perform mechanized proofs of general temporal properties, while working in a high-level of abstraction. We demonstrate the benefits of *Tic1* by giving mechanized proofs of safety and liveness properties for programs with queues, secure memory, and distributed consensus.

CCS Concepts: • **Theory of computation** → **Program verification**; **Program specifications**.

Additional Key Words and Phrases: Formal Verification, Semantics, Temporal Logic, Program Verification, Proof Assistant, Systems Verification

1 Introduction

Mechanized program verification can be used to formally guarantee that executable code satisfies important properties, most notably *liveness* and *safety* properties. Liveness properties (“a good thing happens”) include *termination* and *fairness*, as well as *always-eventually* properties, and appear in web servers (“the server *always-eventually* replies to requests”), operating systems (“the memory allocator will *eventually* return a memory page”, “the scheduler is *fair*”) and distributed protocols (“a consensus is *always-eventually* reached”). Despite their prevalence in computer systems, liveness properties have been understudied compared to safety properties (“a bad thing never happens”), for which numerous general reasoning frameworks and verifications techniques exist [1, 3, 16, 22, 27, 33].

Arguably, the widespread success of mechanized safety verification has been due to the development of structural program logics, such as Hoare logic. The basic construct, the Hoare triple $\{P\} c \{Q\}$, specifies that if the precondition P holds before executing the command c , then the post-condition Q will hold afterward. Hoare logic has three crucial benefits that significantly simplifies the process of proving safety: (1) *modularity*; (2) *composition*; and (3) *structural proof rules*. Modularity allows one to perform local reasoning by breaking down complex programs into small modular components, making it easier to verify the correctness of individual parts without needing to understand the whole. Composition is given by the sequence rule, which combines triples $\{P\} c_1 \{Q\}$ and $\{Q\} c_2 \{R\}$ to get $\{P\} c_1; c_2 \{R\}$, building bigger proofs from smaller subproofs. Structural Hoare rules like assignment ($x := a$), conditionals (**if** c **then** a **else** b), and loops (**while** c **do** b) allow reasoning over standard program constructs while hiding their semantic interpretations.

Authors’ Contact Information: Eleftherios Ioannidis, University of Pennsylvania, Philadelphia, PA, United States, elefthei@cis.upenn.edu; Yannick Zakowski, ENS Lyon, Inria, Lyon, France, yannick.zakowski@inria.fr; Steve Zdancewic, University of Pennsylvania, Philadelphia, PA, United States, stevez@cis.upenn.edu; Sebastian Angel, University of Pennsylvania, Philadelphia, PA, United States, sebastian.angel@cis.upenn.edu.

Unfortunately, the picture could not be more different when it comes to proving liveness properties. While there are very powerful logics for reasoning about general concepts of progress and time, namely *temporal logics* [2, 6, 12, 17, 18, 25] these tend to be primarily focused on *semantic models* of program execution, for example coinductive traces and transition systems [2, 9, 10, 12, 14, 25, 28]. Reasoning about coinductive traces and transition systems in a proof assistant is arduous, requiring nested induction and coinduction techniques and deep understanding of complex mathematical concepts like the Knaster-Tarski lemma and the proof assistant’s mechanics (e.g. the guardedness checker). Furthermore, the benefits of *modularity*, *composition* and *structural proof rules* of Hoare Logic do not apply in the semantic domain. Certain liveness properties have been studied in a *syntactic* setting [11, 20, 21] but these are limited in expressivity. There has never been a general approach to mechanized, structural, temporal logic proofs.

Contributions: We introduce *Temporal Interaction and Choice Logic* (Tic1), a new structural program logic inspired by *computation tree logic* (CTL) [12]. Tic1 allows proving rich temporal properties compositionally, using syntax-driven lemmas, while hiding much of the complexity associated with (co-)inductive proof techniques behind high-level, reusable, structural proof lemmas. Our Tic1 framework packages over 15K lines of nested (co-)inductive proofs and definitions—in around 50 high-level lemmas that are easy to use. We posit this metatheory is rich enough to formally prove useful safety and liveness specifications and demonstrate its use with examples from sequential, concurrent and distributed programming: imperative programs with queues, secure shared memory, and a simple distributed consensus protocol.

Our programming languages are based on a denotational model in the ITree family [7, 34] capable of expressing infinite, non-deterministic, effectful programs (Figure 3), allowing for expressive programs with loops, concurrency, mutable state and message passing. Our development is formalized in the Coq proof assistant [32], relying only on the `eq_rect_eq` axiom, also known as *uniqueness of identity proofs*. Tic1 is released under an open-source license¹.

Related Work: Step-indexed logical relation frameworks like Iris [3, 16], can prove safety but not liveness properties. More recently, transfinite extensions to step-indexing [29] made it possible to prove *always* properties but not *always-eventually* properties. Fair Operational Semantics [20] are limited to binary *always-eventually* properties, specifically *good* vs *bad* events and do not generalize to arbitrary liveness properties. Other works on fairness including TaDa-Live [11] and LiLi [21], have limited expressive power and do not provide a general framework for arbitrary temporal specifications. Some deductive verification frameworks for temporal properties, for example Cyclist [31] lack support for expressing terminating programs. Temporal Rewriting Logic (TLR) [24] and the Maude language [23] also do not support finite or deadlocked programs and operate on the level of models, not on the level of executable programs.

Limitations: Tic1 has extensive support for backwards reasoning (systematically weakening a goal specification into smaller subgoals and proving them), less support is included at this point for forward reasoning (strengthening and combining known hypotheses to create new hypotheses). Some support for forward reasoning is offered through custom **Ltac** tactics and inversion lemmas we developed. Still as we report in the feature table of Figure 14, completeness of Tic1 is an open question we leave for future work.

2 Low-level temporal proofs

We now illustrate the challenges of proving a simple liveness property for a small program in Coq. Consider the `rotate` program in Figure 1—a simple infinite loop removes an element from the head of the queue and inserts it at the end. Our goal is to prove a queue element `x` will *always-eventually*

¹<https://github.com/vellvm/tic1>

Definition `rotate` := **Theorem** `rotate_agaf`: $\forall(x: T) (q: \text{list } T),$
`do (` $\langle(\text{instrQ rotate } (q ++ [x])), \text{Pure } |= \text{AG AF obs } (\lambda \text{hd} \Rightarrow \text{hd} = x)\rangle.$
`$x \leftarrow \text{pop}; \text{push } x$`
`) while (true)`

Fig. 1. Program `rotate` runs forever, pops an element from the head and appends it. The specification (`rotate_agaf`) is *always-eventually* x will appear in the head position.

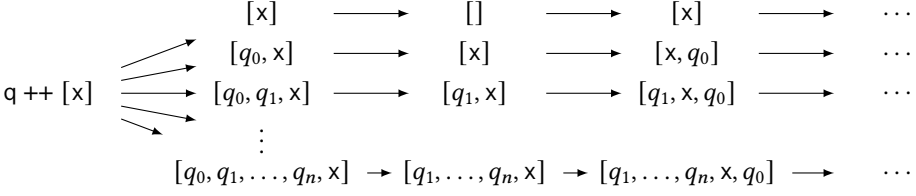


Fig. 2. Instrumentation of `rotate` with initial state $q ++ [x]$.

appear in the head position (AG AF using CTL notation [12]). A common technique for working with infinite programs is denoting to a coinductive tree of events. For `rotate`, the tree degenerates to a coinductive stream of alternating $[\text{pop}, \text{push}, \text{pop} \dots]$ events. The target specification (“always-eventually x appears in the head position”) is expressed in terms of queues (states), not events, so semantic interpretation of events to states given initial state $(q ++ [x])$ is necessary. Glossing over the semantics of queues, the translation of queue events to states matches the degenerate tree structure of Figure 2, where each infinite trace depends on the length of the initial q .

We must then express the property “always-eventually x appears in the head position” as a nested inductive/coinductive predicate over the degenerate tree structure in Figure 2, then prove it by nested induction (on the length of q) and coinduction on each trace. The proof is not easy—working directly with trees of traces and low-level induction/coinduction tactics we lose the benefits of *modular* and *structural* proof rules from program logics. Even the trivial-looking example `rotate` requires a non-trivial amount of infrastructure to prove, most of which is not reusable for other programs and specifications.

In contrast, with `Ticl`, proving the `rotate` example from Figure 1 is reduced to a straightforward application of the *invariance* rule for infinite do-while loops that we have already proved (for a preview, see Figure 24).

3 Definitions

Our goal is to build an expressive, temporal logic in the style of CTL [12] using a coinductive tree structure in place of the model. If we succeed, then we will be able to write and prove temporal properties over effectful, nondeterministic, possibly non-terminating programs.

We first give a definition of the coinductive model `ictree` and its algebraic theory. We define *instrumentation* over `ictree` structures as a way of evaluating programs while maintaining trace information. We give a Kripke small-step semantics to `ictree` and use the stepping relation to define the syntax and semantics of `Ticl` formulas. With regards to syntax, we introduce two syntactic categories of formulas; *prefix* formulas that capture the prefix of a tree (or infinite trees, for example *always*) and *suffix* formulas that capture terminating trees.

$\mathbf{ictree} \in (\text{Type} \rightarrow \text{Type}) \rightarrow \text{Type} \rightarrow \text{Type}$
 $\mathbf{ictree}_{E, X} \stackrel{\text{coind}}{=} \begin{array}{l} | \text{Ret } (x \in X) \\ | \text{Vis } (X \in \text{Type}) (e \in EX) (k \in X \rightarrow \mathbf{ictree}_{E, X}) \\ | \text{Guard } (t \in \mathbf{ictree}_{E, X}) \\ | \text{Br } (n \in \mathbb{N}) (k \in \text{fin}' n \rightarrow \mathbf{ictree}_{E, X}) \end{array}$
 $\mathbf{fin}' (n \in \mathbb{N}) \in \text{Type} = \text{fin } (S n)$
 $\emptyset \in \mathbf{ictree}_{E, X} \stackrel{\text{coind}}{=} \text{Guard } \emptyset$
 $\gg \in \mathbf{ictree}_{E, X} \rightarrow (X \rightarrow \mathbf{ictree}_{E, Y}) \rightarrow \mathbf{ictree}_{E, Y}$
 $(\text{Ret } x) \gg f = f x, \quad (\text{Vis } X e k) \gg f \stackrel{\text{coind}}{=} \text{Vis } X e (\lambda (x \in X) \Rightarrow (k x) \gg f)$
 $(\text{Guard } t) \gg f \stackrel{\text{coind}}{=} \text{Guard } (t \gg f), \quad (\text{Br } n k) \gg f \stackrel{\text{coind}}{=} \text{Br } n (\lambda (i \in \text{fin}' n) \Rightarrow (k i) \gg f)$
 $\mathbf{iter} \in (I \rightarrow \mathbf{ictree}_{E, I+R}) \rightarrow I \rightarrow \mathbf{ictree}_{E, R}$
 $\mathbf{iter} \text{ step } i \stackrel{\text{coind}}{=} (\text{step } i) \gg \lambda (lr \in I+R) \Rightarrow \begin{cases} \text{Guard } (\mathbf{iter} \text{ step } i'), & lr = \text{inl } i' \\ \text{Ret } (r), & lr = \text{inr } r \end{cases}$
 $\mathbf{trigger} (e \in EX) \in \mathbf{ictree}_{E, X} = \text{Vis } X e (\lambda (x \in X) \Rightarrow \text{Ret } x)$
 $\mathbf{branch} (n \in \mathbb{N}) \in \mathbf{ictree}_{E, \text{fin}' n} = \text{Br } n (\lambda (i \in \text{fin}' n) \Rightarrow \text{Ret } i)$
 $\oplus \in \mathbf{ictree}_{E, X} \rightarrow \mathbf{ictree}_{E, X} \rightarrow \mathbf{ictree}_{E, X}$
 $l \oplus r = \text{Br } _ \left(\lambda (i \in \text{fin } 2) \Rightarrow \begin{cases} 1, & i = F_1 \\ r, & i = FS F_1 \end{cases} \right)$

Fig. 3. Definitions and core combinators for ictree.

3.1 The ictree denotational model

3.1.1 Core definitions and up-to-guard equivalence. Interaction Trees and Choice Trees [7, 34] are commonly used to reason about nonterminating, nondeterministic, interactive programs. We define the ictree structure inspired by Choice Trees [7] in Figure 3. The coinductive ictree structure has visible event nodes (Vis), silent τ nodes (Guard) and finite non-deterministic choice with positive arity (Br). Finite non-determinism with positive arity is more limited compared to the dual notion of non-determinism in Choice Trees, but sufficient to verify our use cases.

Guard nodes much like τ nodes for ITrees are silent. The *stuck* (\emptyset) ictree represents the deadlocked state that cannot make any progress. Following the same methodology as ITrees [34] define a coinductive *up-to-guard* equivalence relation (\sim) that ignores a finite number of guards. The structure is a monad (\gg , Ret) and the iter combinator encodes both finite and infinite loops. We prove the monad equations hold with regards to \sim , among others in Figure 4. Equational reasoning on ictree structures is a powerful proof technique used extensively in our development and in combination with temporal reasoning in the examples later.

3.1.2 Semantic interpretation and instrumentation. Vis events are uninterpreted events. To reason about their meaning a semantic handler $h: E \rightsquigarrow M$ must be provided during interpretation, where M is a monad compatible with ictree structures. In this work we introduce *instrumentation*, a special case of semantic interpretation where every event ($e: E X$) is interpreted over a state monad transformer ($\text{stateT } S$), and leaves behind a trace of *observation* events (\log_W) in Figure 5. We call the monad $\text{InstrM}_{S,W}$ the *instrumentation monad*. Instrumentation events \log_W return the unit type and cannot be interpreted further, we can simply erase them without changing the semantics of program evaluation. The intuition for instrumentation is in Figure 2, instr is precisely the transformation from events to states using the semantics of queue operations and an initial state.

$$\begin{array}{c}
\frac{}{t \sim t} \text{SbREFL} \quad \frac{t \sim u}{u \sim t} \text{SbSYM} \quad \frac{t \sim u \quad u \sim v}{t \sim v} \text{SbTRANS} \quad \frac{}{\text{Guard } t \sim t} \text{SbGUARD} \\
\\
\frac{t \sim u \quad (\forall x, g x \sim k x)}{t \gg g \sim u \gg k} \text{SbBIND} \quad \frac{}{\text{Ret } v \gg k \sim k v} \text{SbBINDL} \quad \frac{}{x \leftarrow t;; \text{Ret } x \sim t} \text{SbBINDR} \\
\\
\frac{}{(t \gg k) \gg l \sim t \gg (\lambda x \Rightarrow k x \gg l)} \text{SbBINDASSOC} \quad \frac{x = y}{\text{Ret } x \sim \text{Ret } y} \text{SbRET} \\
\\
\frac{\forall x, h x \sim k x}{\text{Vis } e h \sim \text{Vis } e k} \text{SbVIS} \quad \frac{\forall x, h x \sim k x}{\text{Br } n h \sim \text{Br } n k} \text{SbBR}
\end{array}$$

Fig. 4. Equational theory for ictree with respect to *up-to-guard* equivalence relation.

$\log_W \in \text{Type} \rightarrow \text{Type} = | \text{Log } (w \in W) \in \log_W \text{ unit}$
 $\text{InstrM}_{S,W} \in \text{Type} \rightarrow \text{Type} = \text{stateT S ictree}_{\log_W}$
 $\text{instr} \in (E \rightsquigarrow \text{InstrM}_{S,W}) \rightarrow \text{ictree}_E \rightsquigarrow \text{InstrM}_{S,W}$
 $\text{instr } h (\text{Ret } x) s = \text{Ret } (x, s), \quad \text{instr } h (\text{Guard } t) s \stackrel{\text{coind}}{=} \text{Guard } (\text{instr } h t s)$
 $\text{instr } h (\text{Vis } X e k) s \stackrel{\text{coind}}{=} (h e s) \gg (\lambda '(x \in X, s' \in S) \Rightarrow \text{Guard } (\text{instr } h (k x) s'))$
 $\text{instr } h (\text{Br } n k) s \stackrel{\text{coind}}{=} \text{Br } n (\lambda (i \in \text{fin}' n) \Rightarrow \text{instr } h (k i) s)$

Fig. 5. Instrumentation of an $\text{ictree}_{E,X}$ with \log_W events over state S produces an instrumentation monad $\text{InstrM}_{S,W}$.

Note in $\text{InstrM}_{S,W}$ the type of concrete state (S) is different from the type of observations (W). In program verification a proof often needs to track auxiliary state for the sake of maintaining a strong invariant and proving a goal, called *ghost state*. For example, to prove liveness of the distributed consensus protocol in Section 5.3, we must keep track of each delivered message using *ghost state*, then show the sequence of delivered messages is monotonically decreasing with respect to some metric, until consensus is reached.

3.2 Kripke small-step semantics

Temporal logics are usually defined over infinite traces, finite [8] traces or various transition systems. We define a Kripke transition system as the base for Tic1 . Before defining the transition relation we must first define the notion of a *world* (\mathcal{W}_E). A world is an enumeration with a partial order (Figure 6) that “remembers” events of type E and the “status” of the transition system. A *Pure* world indicates no events observed yet, a world $(\text{Obs } e v)$ remembers the last observed event ($e: E X$) and response ($v: X$), a world $\text{Val } x$ indicates the return value (x) of a pure program, and world $\text{Finish } e v x$ indicates the return value (x) of an effectful computation with last event ($e: E X$) and response ($v: X$). Worlds are either *done* ($\text{Val}, \text{Finish}$) or *not_done* (Pure, Obs).

Then, the Kripke transition relation is an irreflexive, binary, inductive relation, over pairs of ictree and worlds ($\mapsto \in \text{relation}(\text{ictree}_{E,X} * \mathcal{W}_E)$) defined in Figure 7. Transitions are inductively defined over finite Guard nodes and \emptyset trees cannot transition. Only *not_done* worlds

can transition. If a Pure world transitions to an observation $\text{Obs } e \ v$ then it can never transition to a Pure world again. The restrictions on worlds induce the partial order in Figure 6.

Transitioning to a done world and \emptyset means the program terminated and cannot transition any further. This is a departure from the left-total (i.e: $\forall m, \exists m', R \ m \ m'$) Kripke transition relations that most often appear in literature [9, 13]. The reason for this departure is the semantics of $\text{bind} (\gg)$. From the first monad law ($\text{Ret } v \gg k \sim k \ v$) in Figure 4, if $\text{Ret } v \gg k$ was to take a number of steps and the transition relation was left-total, then $\text{Ret } v$ would step forever, never returning the value to the continuation (k) so it could step as well. This behavior does not agree with the stepping semantics of the equivalent tree ($k \ v$), which is why totality of Kripke transitions does not work for monadic structures.

Our non-total Kripke semantics are a simple variation on finite trace LTL [4, 8] which is well-studied. However, we are not aware that the connection from finite traces to monadic composition has been made before. We show how monadic composition interacts with our Kripke semantics in Figure 8.

The lemma ExEQUIV in Figure 8 is of particular interest. It shows transitions are not \sim -invariant, but we can always provide an \sim -equivalent $\text{ictree}_{E, X}$ to get an equivalent the transition. We recover \sim -invariance at the level of Tic1 entailment in subsection 3.3.3, allowing us to reason modulo and any finite number of guards.

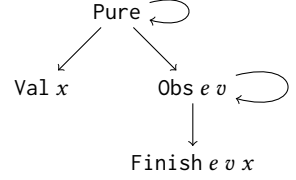


Fig. 6. Kripke world \mathcal{W}_E parametrized by event type E .

$$\begin{array}{c}
 \mathcal{W}_E \in \text{Type} = \text{Pure} \mid \text{Obs } e \ v \mid \text{Val } x \mid \text{Finish } e \ v \ x \\
 \\
 \text{not_done Pure} \quad \text{not_done (Obs } e \ v) \quad \frac{[t, w] \mapsto [t', w']}{[\text{Guard } t, w] \mapsto [t', w']} \quad \frac{\text{not_done } w \quad 0 \leq i < n}{[\text{Br } n \ k, w] \mapsto [k \ i, w]} \\
 \\
 \frac{\text{not_done } w}{[\text{Vis } e \ k, w] \mapsto [k \ v, \text{Obs } e \ v]} \quad [\text{Ret } x, \text{Pure}] \mapsto [\emptyset, \text{Val } x] \quad [\text{Ret } x, \text{Obs } e \ v] \mapsto [\emptyset, \text{Finish } e \ v \ x]
 \end{array}$$

Fig. 7. Kripke semantics of ctrees and not_done world predicate.

$$\begin{array}{c}
 \frac{s \sim t \quad [s, w] \mapsto [s', w']}{\exists t', [t, w] \mapsto [t', w'] \wedge s' \sim t'} \text{ExEQUIV} \quad \frac{[t, w] \mapsto [t', w'] \quad \text{not_done } w'}{[x \leftarrow t;; k \ x, w] \mapsto [x \leftarrow t'; k \ x, w']} \\
 \\
 \frac{[t, w] \mapsto [\emptyset, \text{Val } x] \quad [k \ x, w] \mapsto [t', w']}{[x \leftarrow t;; k \ x, w] \mapsto [t', w']} \\
 \\
 \frac{[t, w] \mapsto [\emptyset, \text{Finish } e \ v \ x] \quad [k \ x, w] \mapsto [t', w']}{[x \leftarrow t;; k \ x, w] \mapsto [t', w']}
 \end{array}$$

Fig. 8. Derived lemmas for kripke transitions for ictree.

$\varphi, \varphi' ::=$	$\psi_X, \psi'_X ::=$	$\top = \text{now } (\lambda _ . \top)$
$\text{now } (P \in \mathcal{W}_E \rightarrow \mathbb{P})$	$\text{done } (P_X \in X \rightarrow \mathcal{W}_E \rightarrow \mathbb{P})$	$\perp = \text{now } (\lambda _ . \perp)$
$\varphi \text{ AN } \varphi'$	$\varphi \text{ AN } \psi_X$	$\top = \text{done } (\lambda _ . \top)$
$\varphi \text{ EN } \varphi'$	$\varphi \text{ EN } \psi_X$	$\perp = \text{done } (\lambda _ . \perp)$
$\varphi \text{ AU } \varphi'$	$\varphi \text{ AU } \psi_X$	$\text{AX } p = \top \text{ AN } p$
$\varphi \text{ EU } \varphi'$	$\varphi \text{ EU } \psi_X$	$\text{EX } p = \top \text{ EN } p$
$\text{AG } \varphi$	$\psi_X \wedge \psi'_X$	$\text{AF } p = \top \text{ AU } p$
$\text{EG } \varphi$	$\psi_X \vee \psi'_X$	$\text{EF } p = \top \text{ EU } p$
$\varphi \wedge \varphi'$		
$\varphi \vee \varphi'$		
$\text{pure} = \text{now } (\lambda w. w = \text{Pure})$	$\text{val } p = \text{done } (\lambda x w. w = \text{Val } x \wedge p x)$	
$\text{obs } p = \text{now } (\lambda w. w = \text{Obs } e v \wedge p e v)$	$\text{finish } p = \text{done } (\lambda x w. w = \text{Finish } e v x \wedge p x e v)$	
	$\text{done}_x x w = \text{done } (\lambda x' w'. w = w' \wedge x = x')$	

Fig. 9. Syntax of Ticl prefix formulas (φ), suffix formulas (ψ_X) and useful syntactic notations.

3.3 Ticl syntax & semantics

3.3.1 Syntax. Equipped with our Kripke semantics, we next define the syntax of Ticl formulas in Figure 9. We first we give an informal definition of each operator. We will use the metavariables p, q to refer to either prefix or a suffix formulas from this point forward.

- $\text{now } (P \in \mathcal{W}_E \rightarrow \mathbb{P})$: Base case, the current world w is not *_done* and predicate P holds.
- $\text{done } (P_X \in X \rightarrow \mathcal{W}_E \rightarrow \mathbb{P})$: Base case, the current world w is *done* and P_X holds.
- $\varphi \text{ AN } q$: Formula φ holds, then next q holds for all worlds accessible in one step.
- $\varphi \text{ EN } q$: Formula φ holds, then next q holds for at least one world accessible in one step.
- $\varphi \text{ AU } q$: Formula φ holds for all paths, until q *eventually* holds, or q holds right now.
- $\varphi \text{ EU } q$: Formula φ holds for at least one path, until q *eventually* holds, or q holds right now.
- $\text{AG } \varphi$: Formula φ always holds in all paths and all paths are infinite.
- $\text{EG } \varphi$: There exists at least one infinite path for which Formula φ always holds.
- $p \wedge q$: Both p and q hold.
- $p \vee q$: Either p or q hold.

There are two syntactic classes in Ticl, *prefix* formulas φ and *suffix* formulas ψ_X . Prefix formulas represent temporal properties satisfiable by an *ictree* prefix, meaning they must be satisfied before the *ictree* returns. On the other hand, suffix formulas are satisfiable only by a terminating *ictree* and need to observe its return value and world w that is *done* to be satisfied. Suffix formulas are a syntactic superclass of prefix formulas as the binary operators $\varphi \text{ AN } \psi_X, \varphi \text{ AU } \psi_X, \varphi \text{ EN } \psi_X, \varphi \text{ EU } \psi_X$ include prefix formulas on their left-hand argument. Due to their appearance to the left-side of temporal operators we also refer to prefix formulas φ as *left* formulas with and to suffix formulas ψ_X as *right* formulas. Since suffix formulas (ψ_X) capture return values they are parametrized by the return value of an *ictree* _{E, X} .

The reasoning behind the use of dual syntax is motivated by the syntax-driven *bind* and *iter* lemmas in Section 4.1, as there are different proof obligations for formulas that are satisfiable by finite and infinite trees. A difference between Ticl syntax and CTL syntax is the *next* operators AN, EN operators are binary, instead of the the unary AX, EX operators of CTL. We reclaim their unary counterparts with syntactic notations at the bottom of Figure 9.

3.3.2 Semantics of entailment. Assign semantic meaning to Ticl formulas with two ternary entailment relations \models_L, \models_R defined inductively on the structure of formulas in Figure 9. The goal is to build nested inductive and coinductive predicates of type *ictree* _{E, X} $\rightarrow \mathcal{W}_E \rightarrow \mathbb{P}$. To make clear

$$\begin{aligned}
\text{can_step } t \ w \in \mathbb{P} &= \exists t', w', [t, w] \mapsto [t', w'] \\
\text{anc } P \ Q \ t \ w \in \mathbb{P} &= P \ t \ w \wedge \text{can_step } t \ w \wedge \forall t', w', [t, w] \mapsto [t', w'] \rightarrow Q \ t' \ w' \\
\text{enc } P \ Q \ t \ w \in \mathbb{P} &= P \ t \ w \wedge \exists t', w', [t, w] \mapsto [t', w'] \wedge Q \ t' \ w'
\end{aligned}$$

$$\begin{array}{c}
\frac{Q \ t \ w}{\text{auc } P \ Q \ t \ w} \quad \frac{\text{anc } P \ (\text{auc } P \ Q \ t \ w)}{\text{auc } P \ Q \ t \ w} \quad \frac{Q \ t \ w}{\text{euc } P \ Q \ t \ w} \quad \frac{\text{enc } P \ (\text{euc } P \ Q \ t \ w)}{\text{euc } P \ Q \ t \ w}
\end{array}$$

Fig. 10. *Next* (anc, enc) and inductive *Until* (auc, euc) shallow predicates used to define \models_L, \models_R .

$$\begin{array}{c}
\frac{P_X \ x}{\text{done_with } P_X \ (\text{Val } x)} \text{ DWVAL} \quad \frac{P_X \ e \ v \ x}{\text{done_with } P_X \ (\text{Finish } e \ v \ x)} \text{ DWFINISH} \\
\frac{\text{not_done } w \quad P \ w}{\langle t, w \models_L \text{ now } P \rangle} \text{ NOW } \models_L \quad \frac{\langle t, w \models_{L,R} p \rangle \quad \langle t, w \models_{L,R} q \rangle}{\langle t, w \models_{L,R} p \wedge q \rangle} \text{ AND } \models \\
\frac{\langle t, w \models_{L,R} p \rangle}{\langle t, w \models_{L,R} p \vee q \rangle} \text{ L-OR } \models \quad \frac{\langle t, w \models_{L,R} p \rangle}{\langle t, w \models_{L,R} p \vee q \rangle} \text{ R-OR } \models \quad \frac{\text{anc } \langle t, w \models_L \varphi \rangle \langle t, w \models_L \varphi' \rangle}{\langle t, w \models_L \varphi \text{ AN } \varphi' \rangle} \text{ AN } \models_L \\
\frac{\text{enc } \langle t, w \models_L \varphi \rangle \langle t, w \models_L \varphi' \rangle}{\langle t, w \models_L \varphi \text{ EN } \varphi' \rangle} \text{ EN } \models_L \quad \frac{\text{auc } \langle t, w \models_L \varphi \rangle \langle t, w \models_L \varphi' \rangle}{\langle t, w \models_L \varphi \text{ AU } \varphi' \rangle} \text{ AU } \models_L \\
\frac{\text{euc } \langle t, w \models_L \varphi \rangle \langle t, w \models_L \varphi' \rangle}{\langle t, w \models_L \varphi \text{ EU } \varphi' \rangle} \text{ EU } \models_L \quad \frac{\text{gfp } (\text{anc } \langle _ _ \models_L \varphi \rangle) \ t \ w}{\langle t, w \models_L \text{ AG } \varphi \rangle} \text{ AG } \models_L \\
\frac{\text{gfp } (\text{enc } \langle _ _ \models_L \varphi \rangle) \ t \ w}{\langle t, w \models_L \text{ EG } \varphi \rangle} \text{ EG } \models_L \quad \frac{\text{done_with } P_X \ w}{\langle t, w \models_R \text{ done } P_X \rangle} \text{ DONE } \models_R \\
\frac{\text{anc } \langle t, w \models_L \varphi \rangle \langle t, w \models_R \psi_X \rangle}{\langle t, w \models_R \varphi \text{ AN } \psi_X \rangle} \text{ AN } \models_R \quad \frac{\text{enc } \langle t, w \models_L \varphi \rangle \langle t, w \models_R \psi_X \rangle}{\langle t, w \models_R \varphi \text{ EN } \psi_X \rangle} \text{ EN } \models_R \\
\frac{\text{auc } \langle t, w \models_L \varphi \rangle \langle t, w \models_R \psi_X \rangle}{\langle t, w \models_R \varphi \text{ AU } \psi_X \rangle} \text{ AU } \models_R \quad \frac{\text{euc } \langle t, w \models_L \varphi \rangle \langle t, w \models_R \psi_X \rangle}{\langle t, w \models_R \varphi \text{ EU } \psi_X \rangle} \text{ EU } \models_R
\end{array}$$

Fig. 11. Ticl entailment relations $\models_{L,R}$ by induction on Ticl formulas.

the distinction between induction on Ticl formulas and path induction for the *until* operators AU, EU, we first define the *shallow* predicates in the proof assistant’s metalanguage in Figure 10.

Definitions anc, enc, auc, euc are *higher-order predicates*, they take two predicates of type $\text{ictree}_{E, X} \rightarrow \mathcal{W}_E \rightarrow \mathbb{P}$ as arguments and transport them under their modal operator to get a “future” predicate of the same type. The restriction can_step on *all-next* (anc) asserts the existence of at least one transition, we call this *strong-next*, and is necessary because our transition relation is not left-total and allows for deadlocked states (\emptyset). If we omit can_step $t \ w$ then $\langle \emptyset, w \models_L \text{AX } \perp \rangle$ can be trivially proven; by introducing the (contradictory) hypothesis $[0, w] \mapsto [t', w']$ then $\langle t', w' \models_L \perp \rangle$ is provable. Since every terminating program will eventually step to \emptyset , eventually false would be always provable. However, with *strong-next* this is solved and Ticl is sound even in the face of deadlocked states.

Finally, define entailment by induction on the structure of formulas φ, ψ_X in Figure 11. Note the inner induction for the *until* operators AU, EU by calling their shallow counterparts, and inner

$p \text{ AN } q$	$\Rightarrow_{L,R} p \text{ EN } q$	(AN-weaken)	$p \text{ AU } q$	$\Leftrightarrow_{L,R} q \vee (p \text{ AN } p \text{ AU } q)$	(AU-unfold)
$p \text{ AU } q$	$\Rightarrow_{L,R} p \text{ EU } q$	(AU-weaken)	$p \text{ EU } q$	$\Leftrightarrow_{L,R} q \vee (p \text{ EN } p \text{ EU } q)$	(EU-unfold)
$\text{AG } \varphi$	$\Rightarrow_L \text{EG } \varphi$	(AG-weaken)	$\text{AG } \varphi$	$\Leftrightarrow_L \varphi \text{ AN } \text{AG } \varphi$	(AG-unfold)
$p \text{ AN } q$	$\Rightarrow_{L,R} p \text{ AU } q$	(AN-until)	$\text{EG } \varphi$	$\Leftrightarrow_L \varphi \text{ EN } \text{EG } \varphi$	(EG-unfold)
$p \text{ EN } q$	$\Rightarrow_{L,R} p \text{ EU } q$	(EN-until)	$p \text{ AU } q$	$\Leftrightarrow_{L,R} p \text{ AU } p \text{ AU } q$	(AU-idem)
$\text{AG } \varphi$	$\Rightarrow_L \varphi$	(AG-M)	$p \text{ EU } q$	$\Leftrightarrow_{L,R} p \text{ EU } p \text{ EU } q$	(EU-idem)
$\text{EG } \varphi$	$\Rightarrow_L \varphi$	(EG-M)	$\text{EG } \text{EG } \varphi$	$\Leftrightarrow_L \text{EG } \varphi$	(EG-idem)
$\text{EG } (\varphi \wedge \varphi')$	$\Rightarrow_L \text{EG } \varphi \wedge \text{EG } \varphi'$	(EG-and)	$\text{AG } \text{AG } \varphi$	$\Leftrightarrow_L \text{AG } \varphi$	(AG-idem)
$\text{AG } \varphi \vee \text{AG } \varphi' \Rightarrow_L \text{AG } (\varphi \vee \varphi')$		(AG-or)	$\text{AG } (\varphi \wedge \varphi') \Leftrightarrow_L \text{AG } \varphi \wedge \text{AG } \varphi$		(AG-and)
$\text{EG } \varphi \vee \text{EG } \varphi' \Rightarrow_L \text{EG } (\varphi \vee \varphi')$		(EG-or)			

Fig. 12. Some of the (in-)equalities proved in `Ticl`. Notation $\Rightarrow_{L,R}$, $\Leftrightarrow_{L,R}$ and formula metavariables p, q capture both prefix and suffix formulas.

coinduction for the *always* using the *greatest fixpoint* `gfp` operator (we use the coinduction library [26] for working with greatest fixpoints).

Another view of the entailment relation is as a denotation of `Ticl` formulas to predicates over coinductive trees and worlds.

$$\begin{aligned} \langle _, _ \models_L \varphi \rangle &\in \forall X, \text{ictree}_{E, X} \rightarrow \mathcal{W}_E \rightarrow \mathbb{P} \\ \langle _, _ \models_R \psi_X \rangle &\in \text{ictree}_{E, X} \rightarrow \mathcal{W}_E \rightarrow \mathbb{P} \end{aligned}$$

By their denotation to predicates, `Ticl` formulas form a complete lattice with respect to pointwise implication \Rightarrow_L and \Rightarrow_R in Definition 3.1 (shown below) and induce an equivalence relation on formulas (bidirectional implication). Useful (in-)equalities that we proved are shown in Figure 12; not shown are the boolean algebra laws (unit, associativity, commutativity etc) for \wedge, \vee which are also proved in the `Coq` development.

Definition 3.1.

$$\begin{aligned} \varphi \Rightarrow_L \varphi' &= \forall t, w, \langle t, w \models_L \varphi \rangle \rightarrow \langle t, w \models_L \varphi' \rangle & \varphi \Leftrightarrow_L \varphi' &= \varphi \Rightarrow_L \varphi' \text{ and } \varphi' \Rightarrow_L \varphi \\ \psi_X \Rightarrow_R \psi'_X &= \forall t, w, \langle t, w \models_R \psi_X \rangle \rightarrow \langle t, w \models_R \psi'_X \rangle & \psi_X \Leftrightarrow_R \psi'_X &= \psi_X \Rightarrow_R \psi'_X \text{ and } \psi'_X \Rightarrow_R \psi_X \end{aligned}$$

Using the (in-)equalities of `Ticl` in Figure 12 we define the user-facing tactics `cdestruct`, `csplit`, `cleft`, `cright` to step and manipulate `Ticl` formulas. Also available, the tactics `cinduction` and `ccoinduction` perform induction on the structure of `AU`, `EU` formulas appearing in the proof context, and coinduction on `AG`, `EG` formulas appearing in the goal. Later in this paper we will introduce many syntax-directed lemmas (Section. 4.1.2) but recognize there are proofs which are only possible by low-level induction and coinduction. The `cinduction` and `ccoinduction` tactics serve as a “trap-door” for low-level proofs when needed.

3.3.3 $\models_{L,R}$ is \sim -invariant. Although the transition relation $\mapsto \in \text{relation}(\text{ictree}_{E, X} * \mathcal{W}_E)$ is not invariant to with respect to *up-to-guard* (\sim) equivalence, we prove both notions of `Ticl` entailment ($\models_{L,R}$) are \sim -invariant. This result enables rewriting with the `ictree` equational theory (Figure 4) on the left-side of entailment relations $\models_{L,R}$. Invariance to \sim also allows erasing a finite number of `Guard` constructors, unfolding loops and simplifying monadic computation, all of which are used to verify the examples in Section 5.

$$\begin{aligned}
\text{UPTO}^{UP}(\text{equiv}) \mathcal{R} &\triangleq \{t \mid \exists t', \text{equiv } t t' \wedge \mathcal{R} t'\} \\
\text{BINDAG}^{UP}(\varphi, P_X) \mathcal{R} &\triangleq \{(t \gg k, w) \mid \langle t, w \models_R \varphi \text{ AU AX done } P_X \rangle \\
&\quad \wedge (\forall x, w, P_X x w \rightarrow \mathcal{R} (k x) w)\} \\
\text{BINDEG}^{UP}(\varphi, P_X) \mathcal{R} &\triangleq \{(t \gg k, w) \mid \langle t, w \models_R \varphi \text{ EU EX done } P_X \rangle \\
&\quad \wedge (\forall x, w, P_X x w \rightarrow \mathcal{R} (k x) w)\}
\end{aligned}$$

Fig. 13. Up-to-principles for coinductive AG, EG proofs.

3.4 Coinductive Proofs and Up-to Principles in Coq

We briefly focus on coinduction—the *always* operators AG, EG in `Ticl` require defining several coinductive relations and proofs. We rely on the coinduction library [26] to define greatest fixpoints over the complete lattice of Coq propositions. Note: this section is aimed at the reader interested in understanding the internals of our library, it can be safely skipped at first read.

The primary construction offered by the coinduction library is a greatest fixpoint operator ($\text{gfp } b : X$) for any complete lattice X and monotone endofunction $b : X \rightarrow X$. Specifically, the library proves Coq propositions form a complete lattice, as do any functions from an arbitrary type into a complete lattice. Consequently, coinductive relations of arbitrary arity over arbitrary types can be constructed using this combinator. In `Ticl`, we target coinductive predicates over `ictree` and worlds so we work in the complete lattice $(\text{ictree}_{E, X} \rightarrow \mathcal{W}_E \rightarrow \mathbb{P})$.

The coinduction library provides tactic support for coinductive proofs based on Knaster-Tarski’s theorem: any post-fixpoint is below the greatest fixpoint. Given an endofunction b , a (sound) enhanced coinduction principle, also known as an up-to principle, involves an additional function $f : X \rightarrow X$ allowing one to work with $b \circ f$ (the composition of b with f) instead of b : any post-fixpoint of $b \circ f$ is below the greatest fixpoint of f . Practically, this gives the user access to a new proof principle. Rather than needing to “fall back” precisely into their coinduction hypothesis after “stepping” through b , they may first apply f .

In Figure 13 we give the up-to-principles for coinduction proofs in `Ticl`. The $\text{UPTO}^{UP}(\text{equiv})$ principle is used to show $\text{UPTO}^{UP}(\text{equiv}) \leq \lambda t. \text{gfp } (\text{anc } \varphi) t$, meaning equivalent trees (abstracting over the exact equivalence relation) satisfy the same AG φ formula (similarly EG φ). Note, $\text{UPTO}^{UP}(\text{equiv})$ is sufficiently general; any equivalence relation equiv satisfying the `EXEQIV` lemma in Figure 8 can be used.

Up-to-principles $\text{BINDAG}^{UP}(\varphi, P_X)$, $\text{BINDEG}^{UP}(\varphi, P_X)$, parametrized by a prefix formula φ and a postcondition $P_X \in X \rightarrow \mathcal{W}_E \rightarrow \mathbb{P}$ are used to prove the bind lemmas in Figure 15. Specifically, by showing the bind principle is under the greatest fixpoint $\text{BINDAG}^{UP}(\varphi, P_X) \leq \text{gfp } (\text{anc } \varphi)$ we reduce a coinductive proof $\langle x \leftarrow t; k x, w \models_L \text{AG } \varphi \rangle$ to an *inductive* proof on the finite prefix $\langle t, w \models_R \varphi \text{ AU AX done } P_X \rangle$ and a coinductive proof about its continuation k .

4 Structural lemmas

In this section we propose the structural temporal logic lemmas of `Ticl` and show it is possible to write proofs in a high-level of abstraction. The lemmas in this section *internalize* low-level (co-)inductive principles to simple lemmas about sequential composition, conditionals and loops, allowing for the compositional reasoning of liveness properties.

We proceed in two phases; in the first phase define and prove structural, temporal logic lemmas over general `ictree` models and their combinators (\oplus, \gg, iter). In the second phase, we define a small stateful, imperative language `StImp` with assignment, conditionals, loops and nondeterminism

and give specialized versions of the structural lemmas for instrumented programs written in the StImp language. Extensions to the language StImp with queues, concurrency and message-passing are then used to verify the examples in the next section.

4.1 Structural rules for ictree

The table in Figure. 14 shows the cartesian product of ictree combinators and Tictl modal operators. We have identified and proved backward-reasoning lemmas (\Leftarrow) for the basic ictree combinators and bidirectional lemmas (\Leftrightarrow) for the ictree constructors and \emptyset . We conjecture there are useful inversion lemmas for bind and iter as well, which we leave for future work.

	Prefix (φ)						Suffix (ψ_X)			
	AN	EN	AU	EU	AG	EG	AN	EN	AU	EU
Ret	\Leftrightarrow	\Leftrightarrow	\Leftrightarrow	\Leftrightarrow	\Leftrightarrow	\Leftrightarrow	\Leftrightarrow	\Leftrightarrow	\Leftrightarrow	\Leftrightarrow
Br	\Leftrightarrow	\Leftrightarrow	\Leftrightarrow	\Leftrightarrow	\Leftrightarrow	\Leftrightarrow	\Leftrightarrow	\Leftrightarrow	\Leftrightarrow	\Leftrightarrow
Vis	\Leftrightarrow	\Leftrightarrow	\Leftrightarrow	\Leftrightarrow	\Leftrightarrow	\Leftrightarrow	\Leftrightarrow	\Leftrightarrow	\Leftrightarrow	\Leftrightarrow
\emptyset	\Leftrightarrow	\Leftrightarrow	\Leftrightarrow	\Leftrightarrow	\Leftrightarrow	\Leftrightarrow	\Leftrightarrow	\Leftrightarrow	\Leftrightarrow	\Leftrightarrow
\gg	\Leftarrow	\Leftarrow	\Leftarrow	\Leftarrow	\Leftarrow	\Leftarrow	\Leftarrow	\Leftarrow	\Leftarrow	\Leftarrow
iter	\Leftarrow	\Leftarrow	\Leftarrow	\Leftarrow	\Leftarrow	\Leftarrow	\Leftarrow	\Leftarrow	\Leftarrow	\Leftarrow

Fig. 14. Library of structural, compositional lemmas for ictree combinators and Tictl operators. Symbol \Leftarrow indicates a backward-reasoning lemma and \Leftrightarrow lemmas in both directions.

4.1.1 Sequential composition. Sequential program composition is implemented through Monad combinators (Ret, \gg) in i trees. The structural lemmas in Figure 15 split temporal specifications

$$\begin{array}{c}
\frac{\langle t, w \models_L \varphi \rangle}{\langle x \leftarrow t;; k x, w \models_L \varphi \rangle} \text{BINDL} \quad \frac{\langle t \oplus u, w \models_L \varphi \rangle \quad \langle t, w \models_L \varphi \text{ AU } \varphi' \rangle \quad \langle u, w \models_L \varphi \text{ AU } \varphi' \rangle}{\langle t \oplus u, w \models_L \varphi \text{ AU } \varphi' \rangle} \text{BRAU}_L \\
\\
\frac{\langle t \oplus u, w \models_L \varphi \rangle \quad \langle t, w \models_L \varphi \text{ EU } \varphi' \rangle \vee \langle u, w \models_L \varphi \text{ EU } \varphi' \rangle}{\langle t \oplus u, w \models_L \varphi \text{ EU } \varphi' \rangle} \text{BREU}_L \\
\\
\frac{\langle t, w \models_R \varphi \text{ AU AX done } \mathcal{R}_Y \rangle \quad \forall y, w, \mathcal{R}_Y y w \rightarrow \langle k y, w \models_L \varphi \text{ AU } \varphi' \rangle}{\langle x \leftarrow t;; k x, w \models_L \varphi \text{ AU } \varphi' \rangle} \text{BINDAU}_L \\
\\
\frac{\langle t, w \models_R \varphi \text{ AU AX done } = y w' \rangle \quad \langle k y, w' \models_L \varphi \text{ AU } \varphi' \rangle}{\langle x \leftarrow t;; k x, w \models_L \varphi \text{ AU } \varphi' \rangle} \text{BINDAU}_L = \\
\\
\frac{\langle t, w \models_R \varphi \text{ AU AX done } \mathcal{R}_Y \rangle \quad \forall y, w, \mathcal{R}_Y y w \rightarrow \langle k y, w \models_R \varphi \text{ AU } \psi'_X \rangle}{\langle x \leftarrow t;; k x, w \models_R \varphi \text{ AU } \psi'_X \rangle} \text{BINDAU}_R \\
\\
\frac{\langle t, w \models_R \varphi \text{ EU EX done } = y w' \rangle \quad \langle k y, w' \models_R \varphi \text{ EU } \psi_X \rangle}{\langle x \leftarrow t;; k x, w \models_R \varphi \text{ EU } \psi_X \rangle} \text{BINDEU}_R \\
\\
\frac{\langle t, w \models_R \varphi \text{ AU AX done } \mathcal{R}_Y \rangle \quad \forall y, w, \mathcal{R}_Y y w \rightarrow \langle k y, w \models_L \text{ AG } \varphi \rangle}{\langle x \leftarrow t;; k x, w \models_L \text{ AG } \varphi \rangle} \text{BINDAG}
\end{array}$$

Fig. 15. Representative structural lemmas for nondeterminism and sequential composition of ictree_{E, X}.

of sequential programs into modular subproofs, similar to the sequence rule from Hoare logic. For example, if $x \leftarrow t$; k x is a command-line application and the goal is to prove it will *eventually* print to the terminal, that is: $\langle x \leftarrow t; k \ x, w \models_L \text{AF obs PRINTS} \rangle$. There are two possibilities:

- (1) Either t prints, use the BINDL lemma to show it and ignore the continuation k .
- (2) Or the continuation k prints. Use the BINDAU_L lemma to show t terminates with some postcondition on return values and worlds \mathcal{R}_Y . There could be more than one possible return values if t is nondeterministic. Then for all possible return values $y \in Y$ and worlds $w' \in \mathcal{W}_E$ such that $\mathcal{R}_Y \ y \ w'$, we must show the continuation $k \ y$ eventually prints to terminal $\langle k \ y, w' \models_L \text{AF obs PRINTS} \rangle$.

In their general form the BINDAU_L, BINDAU_R lemmas can be cumbersome to apply as they require manually specifying the postcondition \mathcal{R}_Y . In practice, for deterministic programs we can rely on Coq's existential variables (evars) to postpone instantiation of the return value to automatic *unification*. The convenience lemma BINDAU_{L=} assumes a finite, linear path exists so eventually a single return value and world will be reached.

4.1.2 Iteration. The loop combinator ($\text{iter} \in (I \rightarrow \text{ictree}_{E, I+R}) \rightarrow I \rightarrow \text{ictree}_{E, R}$) is capable of expressing both terminating and non-terminating loops, depending on the result of the stepping function ($\text{step} \in I \rightarrow \text{ictree}_{E, I+R}$). If step returns the left-injection of type I (iterator), the loop continues and the step function will be called again with the new iterator. If the loop returns the right-injection of type R (result) the loop terminates, returning the result. In Figure 16, we provide lemmas to prove both loop *termination* and loop *invariance* for finite and infinite loops respectively.

Rule ITERAU_L in Figure 16 is an *eventually* lemma. A relation $\mathcal{R} \in I \rightarrow \mathcal{W}_E \rightarrow \text{Prop}$ must be specified called the *loop invariant*, as well as a binary relation $\mathcal{R}_v \in \text{relation}(I * \mathcal{W}_E)$ called the *loop variant*. Invariant \mathcal{R} appears on both sides of the implication in the premise of the rule ITERAU_L, so it must be picked carefully to encapsulate the program state before and after the loop body. The relation \mathcal{R}_v , contrary to the invariant, describes how the program's state *evolves* over time. To ensure termination \mathcal{R}_v must be *well-founded*, meaning there are no infinite \mathcal{R}_v chains. Working with well-founded relations in Coq directly can be difficult, so we define the simplified rule ITERAU_{L,N} that expects a function to the natural numbers ($f \in I \rightarrow \mathcal{W}_E \rightarrow \mathbb{N}$), such that successive pairs of iterator and world are strictly monotonically decreasing. Functions like f are sometimes called *ranking functions* and finding suitable ranking functions can be challenging; recent work on automatic inference of ranking functions [35] applies, if a suitable ranking function is inferred, then rule ITERAU_{L,N} can help verify program termination.

Delving into the body of rule ITERAU_L, the main premise of the rule is split in two cases; the first is the *base case* of the underlying induction ($\langle k \ i, w \models_L \varphi \text{ AU } \varphi' \rangle$) and the second case is the *inductive step*. In the base case, if we prove the loop body satisfies the condition $\langle k \ i, w \models_L \varphi \text{ AU } \varphi' \rangle$ (φ until eventually φ') then the whole loop also satisfies $\varphi \text{ AU } \varphi'$, we are done. In the *inductive step* case of ITERAU_L, we must show that when the loop does not terminate ($lr = \text{inl } i'$), the new iterator (i') satisfies the invariant \mathcal{R} and the variant \mathcal{R}_v shows it is part of a decreasing finite chain.

Continuing with the *termination* rule ITERAU_R, this is the suffix formula equivalent rule to ITERAU_L. Rule ITERAU_L expects formula φ' to be eventually satisfied, even if the loop keeps running afterwards. Termination rule ITERAU_R expects the loop to terminate with a value and world satisfying ψ_X . In the premises of ITERAU_R there are two cases, if $lr = \text{inl } i'$ then this is the same as ITERAU_L the invariant $\mathcal{R} \ i' \ w'$ and variant $\mathcal{R}_v \ (i', w')$ (i, w) must be satisfied prior to loop re-entry. The second case concludes the proof, by showing that eventually the loop will exit with $lr = \text{inr } r$, then $\langle \text{Ret } r, w \models_R \varphi \text{ AN } \psi_X \rangle$ where ψ_X is the loop postcondition.

Finally let's explore the behavior of *nonterminating* loops with the *invariance* rule ITERAG. *Always* and *always-eventually* properties can be proved by invariance. The premise of the rule requires

$$\begin{array}{c}
\mathcal{R} \, i \, w \quad \text{well_founded } \mathcal{R}_v \\
\forall i, w, \mathcal{R} \, i \, w \rightarrow \\
\langle k \, i, w \models_L \varphi \text{ AU } \varphi' \rangle \vee \\
\langle k \, i, w \models_R \varphi \text{ AU AX done } (\lambda l r \, w' \Rightarrow \\
\quad \exists i', l r = \text{inl } i' \wedge \mathcal{R} \, i' \, w' \\
\quad \wedge \mathcal{R}_v(i', w')(i, w)) \rangle \\
\hline
\langle \text{iter } k \, i, w \models_L \varphi \text{ AU } \varphi' \rangle \quad \text{ITERAU}_L
\end{array}
\qquad
\begin{array}{c}
\mathcal{R} \, i \, w \\
\forall i, w, \mathcal{R} \, i \, w \rightarrow \\
\langle k \, i, w \models_L \varphi \text{ AU } \varphi' \rangle \vee \\
\langle k \, i, w \models_R \varphi \text{ AU AX done } (\lambda l r \, w' \Rightarrow \\
\quad \exists i', l r = \text{inl } i' \wedge \mathcal{R} \, i' \, w' \\
\quad \wedge f \, i' \, w' < f \, i \, w) \rangle \\
\hline
\langle \text{iter } k \, i, w \models_L \varphi \text{ AU } \varphi' \rangle \quad \text{ITERAU}_{L,N}
\end{array}$$

$$\begin{array}{c}
\mathcal{R} \, i \, w \quad \text{well_founded } \mathcal{R}_v \\
\forall i, w, \mathcal{R} \, i \, w \rightarrow \\
\langle k \, i, w \models_R \varphi \text{ AU AX done } (\lambda l r \, w' \Rightarrow \\
\quad \begin{cases} \mathcal{R} \, i' \, w' \wedge \mathcal{R}_v(i', w')(i, w), & \text{if } l r = \text{inl } i' \\
\langle \text{Ret } r, w' \models_R \varphi \text{ AN } \psi_X \rangle, & \text{if } l r = \text{inr } r \end{cases} \\
\quad \rangle \rangle \\
\hline
\langle \text{iter } k \, i, w \models_R \varphi \text{ AU } \psi_X \rangle \quad \text{ITERAU}_R
\end{array}
\qquad
\begin{array}{c}
\mathcal{R} \, i \, w \\
\forall i, w, \mathcal{R} \, i \, w \rightarrow \\
\langle \text{iter } k \, i, w \models_L \varphi \rangle \wedge \\
\langle k \, i, w \models_R \text{AX}(\varphi \text{ AU AX done } (\lambda l r \, w' \Rightarrow \\
\quad \exists i', l r = \text{inl } i' \wedge \mathcal{R} \, i' \, w')) \rangle \\
\hline
\langle \text{iter } k \, i, w \models_R \text{AG } \varphi \rangle \quad \text{ITERAG}
\end{array}$$

Fig. 16. Representative iteration lemmas for AU, AG and ictree_{E, X}.

specifying a loop invariant \mathcal{R} on iterators and worlds, similar to rule ITERAU_L . In the rule premise there are two conditions that must hold *for every iteration*. In the first premise $\langle \text{iter } k \, i, w \models_L \varphi \rangle$, we will return to this premise shortly. In the second premise, we get the loop body $k \, i$ must satisfy φ until it terminates, and then the iterator $l r = \text{inl } i'$ and world w' must satisfy the loop invariant $\mathcal{R} \, i \, w$. The second premise of the *invariance* rule enforces the loop body must terminate, of course this is not always the case, for example we can have two nested infinite loops. In that case, we recall iter is defined in terms of monadic bind and the BINDL rule applies, then it suffices to show the inner loop satisfies the invariance lemma.

Returning to the first premise of the *invariance* lemma ITERAG , it might seem unnecessary at first to enforce $\langle \text{iter } k \, i, w \models_L \varphi \rangle$ since the second premise of the rule also enforces φ until termination of the loop body ($k \, i$). However, recall the *rotate* example in Figure 1 and the *always-eventually* specification. Program *rotate* is a single loop, omitting premise $\langle \text{iter } k \, i, w \models_L \varphi \rangle$ means we have to show the loop body individually satisfies the condition “ x is eventually observed in the head position” but the loop body by itself cannot satisfy the “eventually” as it takes multiple loop iterations for the “eventually” to happen. Hence preserving the iter loop in the first premise is necessary to prove *always-eventually* properties. What is noteworthy about the *invariance* lemma ITERAG is it can discharge a coinductive goal to two subgoals, none of which necessarily requires coinduction to prove, thus internalizing coinductive proofs to a simple rule application.

4.2 Structural rules for StImp

First we define the syntax of the small imperative language StImp with mutable state and nondeterminism in Figure 17. The semantics of StImp are defined in terms of $\text{ictree}_{\text{state}_M, \text{unit}}$ in Figure 19 where state_M is the type of events over a mutable shared heap string indexing and \mathbb{N} values. Low-level operations on maps are assumed from Coq’s standard library (Figure 18); $m_1 \cup m_2$ is map union, $s \hookrightarrow x$ is the singleton map with key s and value x , $m[s]$ is the total “get” that returns the value associated with s or 0 if it does not exist. Finally $\mathcal{J} \llbracket t \rrbracket_m$ performs *instrumented evaluation* of the StImp program t with an initial state ($m \in M$). The instrumentation handler h_{state_M} records

the entire state on *put* events and erases *get* events. Further extensions to the instrumentation handler with additional *ghost-state* are possible without much change in the structural rules.

Equipped with instrumentation of StImp programs to the $\text{InstrM}_{\mathcal{M}, \mathcal{M}}$ monad, we proceed to lift the $\text{ictree}_{E, X}$ structural rules of Figures 15, 16 over to the StImp language, recalling that the instrumentation monad is yet another $\text{ictree}_{\log \mathcal{M}, \text{unit}}$. Hence we can plug instrumented programs ($\mathcal{J} \llbracket t \rrbracket_m$) in the left-hand side of the entailment relations $\models_{L, R}$ and reason about temporal formulas over states (\mathcal{M}). A few representative structural lemmas for assignment, sequential composition, conditionals nondeterminism and iteration are given in Figure 20 with respect to the temporal operators AU, AG. The full array of program structures and temporal operators is proven in our Coq development and omitted here in the interest of space.

The structural rules for StImp are backwards reasoning, the goal is in the bottom and proof obligations are given on the top of the inference line. The proof obligations generated are “smaller” than the goal they apply. Either the proof obligation refers to subprogram of the program in the goal, for example rules $\text{StSeqL}, \text{StIf}_\top \text{AU}_L, \text{StIf}_\perp \text{AU}_L, \text{StSeqAG}, \text{StIterAU}_R, \text{StIterAU}_L, \mathbb{N}$, or the proof obligation formula is a subformula of the one in the goal, for example in the *invariance* rule StIterAG in the first proof obligation φ is a syntactic subformula of $\text{AG } \varphi$.

In the next section we proceed to extend StImp with queue operations (*pushx*, *pop*), secure shared state, and message passing operations. We then use the lemmas in Figure 20 to structurally prove both coinductive and inductive properties like invariance and termination, as well as nested *always-eventually* properties. No explicit use of the induction or coinduction tactics is used anywhere in our examples.

5 Motivating examples

We evaluated Tic1 by structurally verifying several examples from the T2 CTL benchmark suite [5] and on four examples inspired from computer systems; two programs on queues, a secure shared memory program, and a distributed consensus protocol. For each one, we extend the imperative language StImp with additional effects and define new instrumentation handlers to observe these effects.

5.1 Queues

We start with the language of queues StImp_Q in Figure 21 and two nonterminating programs: *drain* (Figure 22) and *rotate* (Figure 1). We instrument the programs using the queue instrumentation handler h_Q to define queue instrumentation instr_Q . The process of giving instrumenting semantics to new events is similar to effect handlers in similar to our StImp definitions ($\mathcal{J} \llbracket t \rrbracket_m$).

AExp $\in \text{Type}$
 $\text{AExp} = \mid \text{var } (s \in \text{string}) \mid \text{val } (n \in \mathbb{N}) \mid (x \in \text{AExp}) + (y \in \text{AExp}) \mid (x \in \text{AExp}) - (y \in \text{AExp})$

BExp $\in \text{Type}$
 $\text{BExp} = \mid (x \in \text{AExp}) = (y \in \text{AExp}) \mid (x \in \text{AExp}) < (y \in \text{AExp}) \mid \text{true}$
 $\mid (x \in \text{BExp}) \wedge (y \in \text{BExp}) \mid (x \in \text{BExp}) \vee (y \in \text{BExp}) \mid \text{false}$

StImp $\in \text{Type}$
 $\text{StImp} = \mid (s \in \text{string}) \leftarrow (y \in \text{AExp}) \mid \text{if } (c \in \text{BExp}) \text{ then } x \in \text{StImp} \text{ else } y \in \text{StImp}$
 $\mid (l \in \text{StImp}); (r \in \text{StImp}) \mid \text{do } b \in \text{StImp} \text{ while } (c \in \text{BExp})$
 $\mid (l \in \text{StImp}) \oplus (r \in \text{StImp}) \mid \text{skip}$

Fig. 17. Syntax of a small imperative language StImp with mutable state and nondeterminism.

$\mathcal{M} \in \text{Type} = \text{Map}_{\text{string}, \mathbb{N}}$
 $\cup \in \mathcal{M} \rightarrow \mathcal{M} \rightarrow \mathcal{M} \quad (\text{map union})$
 $(s \in \text{string} \hookrightarrow n \in \mathbb{N}) \in \mathcal{M} \quad (\text{singleton map})$
 $(m \in \mathcal{M})[s \in \text{string}] \in \mathbb{N} \quad (\text{total get})$

Fig. 18. Some auxiliary map operations from Coq’s standard library are assumed.

5.1.1 Queue drain (eventually). For `drain`, the target specification is an *eventually* (AF) property, where AF is syntactic notation for $\top \text{ AU}$. The proof proceeds by backwards reasoning, starting from the goal in the bottom of Figure 23 and applying `Ticl` lemmas and Coq tactics upwards. Using `STITERAUL,N` we “enter” the loop body, by specifying the *loop invariant* `Rinv` and ranking function `length`. Even though the `drain` program is infinite, each iteration emits a monotonically decreasing series of queues, until it reaches the empty queue.

The loop invariant `Rinv` is defined by case analysis on the world w . When $w = \text{Pure}$ no element has been removed yet—the program just started. When $w = \text{Obs } h' \text{ tt}$ the most recent element popped from the queue is h' . If the queue is empty, then h' must have been the last element in the

$\text{state}_{\mathcal{M}} \in \text{Type} \rightarrow \text{Type} = \mid (\text{Get} \in \text{state}_{\mathcal{M}, \mathcal{M}}) \mid (\text{Put } (m \in \mathcal{M}) \in \text{state}_{\mathcal{M}, \text{unit}})$
 $\text{hstate}_{\mathcal{M}} \in \text{state}_{\mathcal{M}} \leadsto \text{InstrM}_{\mathcal{M}, \mathcal{M}}$
 $\text{hstate}_{\mathcal{M}} (\text{Get} \in \text{state}_{\mathcal{M}, \mathcal{M}}) (m \in \mathcal{M}) = \text{Ret } (m, m)$
 $\text{hstate}_{\mathcal{M}} (\text{Put } m' \in \text{state}_{\mathcal{M}, \text{unit}}) (_ \in \mathcal{M}) = \text{Vis } (\text{Log } m') (\lambda (_ \in \text{unit}) \Rightarrow \text{Ret } ((), m'))$
 $\llbracket _ \rrbracket_{\mathcal{A}, _} \in \text{AExp} \rightarrow \mathcal{M} \rightarrow \mathbb{N}$
 $\llbracket \text{var } s \rrbracket_{\mathcal{A}, m} = m[s], \quad \llbracket x + y \rrbracket_{\mathcal{A}, m} = \llbracket x \rrbracket_{\mathcal{A}, m} + \llbracket y \rrbracket_{\mathcal{A}, m}$
 $\llbracket \text{val } n \rrbracket_{\mathcal{A}, _} = n, \quad \llbracket x - y \rrbracket_{\mathcal{A}, m} = \llbracket x \rrbracket_{\mathcal{A}, m} - \llbracket y \rrbracket_{\mathcal{A}, m}$
 $\llbracket _ \rrbracket_{\mathcal{B}, _} \in \text{BExp} \rightarrow \mathcal{M} \rightarrow \mathbb{B}$
 $\llbracket x = y \rrbracket_{\mathcal{B}, m} = \llbracket x \rrbracket_{\mathcal{A}, m} == \llbracket y \rrbracket_{\mathcal{A}, m}$
 $\llbracket x < y \rrbracket_{\mathcal{B}, m} = \llbracket x \rrbracket_{\mathcal{A}, m} < \llbracket y \rrbracket_{\mathcal{A}, m}$
 $\llbracket a \wedge b \rrbracket_{\mathcal{B}, m} = \llbracket a \rrbracket_{\mathcal{B}, m} \&\& \llbracket b \rrbracket_{\mathcal{B}, m}$
 $\llbracket a \vee b \rrbracket_{\mathcal{B}, m} = \llbracket a \rrbracket_{\mathcal{B}, m} \parallel \llbracket b \rrbracket_{\mathcal{B}, m}$
 $\llbracket _ \rrbracket \in \text{StImp} \rightarrow \text{ictree}_{\text{state}_{\mathcal{M}, \text{unit}}}$
 $\llbracket s \leftarrow x \rrbracket = \text{get} \gg (\lambda m \Rightarrow \text{put } ((s \hookrightarrow \llbracket x \rrbracket_{\mathcal{A}, m}) \cup m)), \quad \llbracket t ; u \rrbracket = \llbracket t \rrbracket ; \llbracket u \rrbracket$
 $\llbracket \text{skip} \rrbracket = \text{Ret } (), \quad \llbracket t \oplus u \rrbracket = \llbracket t \rrbracket \oplus \llbracket u \rrbracket$
 $\llbracket \text{if } (c) \text{ then } t \text{ else } u \rrbracket = \text{get} \gg \left(\lambda m \Rightarrow \begin{cases} \llbracket t \rrbracket, & \text{if } \llbracket c \rrbracket_{\mathcal{B}, m} \\ \llbracket u \rrbracket, & \text{otherwise} \end{cases} \right)$
 $\llbracket \text{do } t \text{ while } (c) \rrbracket = \text{iter} \left(\lambda (_ \in \text{unit}) \Rightarrow \llbracket t \rrbracket ; \text{get} \gg \left(\lambda m' \Rightarrow \begin{cases} \text{Ret } (\text{inl } ()), & \text{if } \llbracket c \rrbracket_{\mathcal{B}, m'} \\ \text{Ret } (\text{inr } ()), & \text{otherwise} \end{cases} \right) \right) ()$
 $\mathcal{I}[\llbracket t \in \text{StImp} \rrbracket]_{(m \in \mathcal{M})} \in \text{InstrM}_{\mathcal{M}, \mathcal{M}} = \text{instr } \text{hstate}_{\mathcal{M}} \llbracket t \rrbracket m$

Fig. 19. Denotation of `StImp` programs to the instrumentation monad $\text{InstrM}_{\mathcal{M}, \mathcal{M}}$ by intermediate interpretation to $\text{ictree}_{\text{state}_{\mathcal{M}, \text{unit}}}$.

$$\begin{array}{c}
\frac{\langle \mathcal{J}[s \leftarrow x]_m, w \models_L \varphi \rangle \quad m' = (s \hookrightarrow \llbracket x \rrbracket_{A,m}) \cup m}{\langle \mathcal{J}[\text{skip}]_{m'}, \text{Obs}(\text{Log } m')() \models_L \varphi' \rangle} \text{STASSIGNAU}_L \\
\frac{}{\langle \mathcal{J}[s \leftarrow x]_m, w \models_L \varphi \text{ AU } \varphi' \rangle} \\
\\
\frac{\langle \mathcal{J}[t]_m, w \models_L \varphi \text{ AU } \varphi' \rangle}{\langle \mathcal{J}[t; u]_m, w \models_L \varphi \text{ AU } \varphi' \rangle} \text{STSEQ}_L \quad \frac{\langle \mathcal{J}[t]_m, w \models_L \varphi \text{ AU } \varphi' \rangle \quad \llbracket c \rrbracket_{B,m}}{\langle \mathcal{J}[\text{if } (c) \text{ then } t \text{ else } u]_m, w \models_L \varphi \text{ AU } \varphi' \rangle} \text{STIF}_\top \text{AU}_L \\
\frac{\langle \mathcal{J}[u]_m, w \models_L \varphi \text{ AU } \varphi' \rangle \quad \neg \llbracket c \rrbracket_{B,m}}{\langle \mathcal{J}[\text{if } (c) \text{ then } t \text{ else } u]_m, w \models_L \varphi \text{ AU } \varphi' \rangle} \text{STIF}_\perp \text{AU}_L \\
\frac{\langle \mathcal{J}[t \oplus u]_m, w \models_L \varphi \rangle \quad \langle \mathcal{J}[t]_m, w \models_R \varphi \text{ AU } \psi_{\text{unit}} \rangle \quad \langle \mathcal{J}[u]_m, w \models_R \varphi \text{ AU } \psi_{\text{unit}} \rangle}{\langle \mathcal{J}[t \oplus u]_m, w \models_R \varphi \text{ AU } \psi_{\text{unit}} \rangle} \text{STBRAU}_R \\
\\
\frac{\langle \mathcal{J}[t]_m, w \models_R \varphi \text{ AU AX done}_= ((), m') w' \rangle \quad \langle \mathcal{J}[u]_m, w \models_R \varphi \text{ AU } \psi_{\text{unit}} \rangle}{\langle \mathcal{J}[t; u]_m, w \models_R \varphi \text{ AU } \psi_{\text{unit}} \rangle} \text{STSEQAU}_R= \\
\\
\frac{\langle \mathcal{J}[t]_m, w \models_R \varphi \text{ AU AX done } \mathcal{R} \rangle \quad (\forall m', w', \mathcal{R} m' w' \rightarrow \langle \mathcal{J}[u]_{m'}, w' \models_L \text{AG } \varphi \rangle)}{\langle \mathcal{J}[t; u]_m, w \models_L \text{AG } \varphi \rangle} \text{STSEQAG} \\
\\
\mathcal{R} m w \quad \text{well_founded } \mathcal{R}_v \\
\forall m, w, \mathcal{R} m w \rightarrow \\
\frac{\langle \mathcal{J}[t]_m, w \models_R \varphi \text{ AU AX done } (\lambda'(_, m') w' \Rightarrow \begin{cases} \mathcal{R} m' w' \wedge \mathcal{R}_v(ctx', w')(ctx, w), & \text{if } \llbracket c \rrbracket_{B,m'} \\ \langle \mathcal{J}[\text{skip}]_m, w' \models_R \varphi \text{ AN } \psi_{\text{unit}} \rangle, & \text{otherwise} \end{cases}) \rangle}{\langle \mathcal{J}[\text{do } t \text{ while } (c)]_m, w \models_R \varphi \text{ AU } \psi_{\text{unit}} \rangle} \text{STWHILEAU}_R \\
\\
\mathcal{R} m w \quad (f \in \mathcal{M} \rightarrow \mathbb{N}) \\
\forall m, w, \mathcal{R} m w \rightarrow \\
\frac{\langle \mathcal{J}[t]_m, w \models_L \varphi \text{ AU } \varphi' \rangle \vee \langle \mathcal{J}[t]_m, w \models_R \varphi \text{ AU AX done } (\lambda'(_, m') w' \Rightarrow \llbracket c \rrbracket_{B,m'} \wedge \mathcal{R} m' w' \wedge f m' < f m) \rangle}{\langle \mathcal{J}[\text{do } t \text{ while } (c)]_m, w \models_L \varphi \text{ AU } \varphi' \rangle} \text{STWHILEAU}_{L,\mathbb{N}} \\
\\
\mathcal{R} m w \\
\forall m, w, \mathcal{R} m w \rightarrow \\
\frac{\langle \mathcal{J}[\text{do } t \text{ while } (c)]_m, w \models_L \varphi \rangle \wedge \langle \mathcal{J}[t]_m, w \models_R \text{AX}(\varphi \text{ AU AX done } (\lambda'(_, m') w' \Rightarrow \llbracket c \rrbracket_{B,m'} \wedge \mathcal{R} m' w')) \rangle}{\langle \mathcal{J}[\text{do } t \text{ while } (c)]_m, w \models_L \text{AG } \varphi \rangle} \text{STWHILEAG}
\end{array}$$

Fig. 20. Representative structural lemmas for language StImp and Ticl operators AU, AG.

queue, so the goal property $x = h'$ must be satisfied. If the queue is not empty there must be some finite prefix hs left to drain before reaching x .

The proof in Figure 23 proceeds by applying `Ticl` lemmas and low-level Coq tactics like `destruct`, but implicitly this is a proof by induction on the length of the queue q . We never have to invoke the `induction` tactic, it is silently applied in the proof of `StWhileAUL,N`. Implicit induction and coinduction are the most appealing aspect of `Ticl`; complex reasoning about very general computation structures and formulas is internalized in a way that is opaque to the user of the logic. With respect to mechanization, a valid loop invariant `Rinv` and ranking function `f` are necessary, as is the case in most Program Logics, and there is potential for proof automation as the rest of the proof is syntax-driven, by the syntax of formulas and programs.

5.1.2 Queue rotate (always-eventually). The second program in the language of queues we encountered early on; `rotate` from Figure 1. Unlike `drain` which is guaranteed to empty the queue, `rotate` re-pushes elements in the back of the queue and, like `drain`, it runs forever.

The target specification is the *always-eventually* property `rotate_agaf` in Figure 1. We prove this property by application of the `StWhileAG` rule, resulting in two proof obligations depicted in Figure 24. Using `Ticl` we are able to reduce coinductive proofs to inductive premises, as is the case here. The right premise is a specification on the *loop body* of `rotate`. Proving it is straightforward, we proceed by two applications of the sequence rule `StSeqAUR=` to get the value v popped, then to get the unit return value of `push v`. At that point, the loop body returns and the postcondition is satisfied.

The left premise $\langle \langle \text{instrQ rotate } q, w \mid = \text{AF obs } (\lambda hd \Rightarrow hd = x) \rangle \rangle$ encodes the “eventually” part of “always-eventually”. We proceed by case analysis on the loop invariant:

- (1) If $h = x$, running the loop once will `pop` the target element x from the head and observe it, proving the property $(hd = x)$.
- (2) If $\exists i, \text{find } x \text{ ts} = \text{Some } i$, the target is in the tail of the queue `ts`. We proceed by applying the inductive lemma `StWhileAUL` with the loop invariant $\exists i, \text{find } x \text{ q} = \text{Some } i$, as the target will definitely be in the queue by the loop invariant, the ranking function `find x` will find the index of the target x . This index will get smaller every time, as it rotates closer to the head position.

5.2 Secure Memory

For our next example we use the language `StImpS`, featuring a new heap (\mathcal{M}_S), where every memory cell is tagged with a *label* (\mathcal{S}). There are two security labels: *low* security (L) and *high*

$$\begin{aligned}
 Q &\in \text{Type} = \text{list } \mathbb{N} \\
 E_Q &\in \text{Type} \rightarrow \text{Type} \quad | (\text{Push } (x \in \mathcal{M}) \in E_Q \text{ unit}) \quad | (\text{Pop} \in E_Q \mathbb{N}) \\
 \text{AExp}_Q &\in \text{Type} = \quad | \text{var } (s \in \text{string}) \quad | \dots \quad | \text{pop} \\
 \text{BExp}_Q &\in \text{Type} = \quad | (x \in \text{AExp}_Q) = (y \in \text{AExp}_Q) \quad | \dots \\
 \text{StImp}_Q &\in \text{Type} = \quad | (s \in \text{string}) \leftarrow (y \in \text{AExp}_Q) \quad | \dots \quad | \text{push } (x \in \text{AExp}_Q) \\
 h_Q &\in E_Q \leadsto \text{InstrM}_{Q,\mathbb{N}} \\
 h_Q (\text{Push } x \in E_Q \text{ unit}) (q \in Q) &= \text{Ret } ((), x ++ q) \\
 h_Q (\text{Pop} \in E_Q \mathbb{N}) (h : ts \in Q) &= \text{Vis } (\text{Log } h) (\lambda _ \in \text{unit}) \Rightarrow \text{Ret } (h, ts) \\
 h_Q (\text{Pop} \in E_Q \mathbb{N}) ([\] \in Q) &= \text{Ret } (0, [\])
 \end{aligned}$$

Fig. 21. Language `StImpQ` extends the language `StImp` with a global queue as additional state, operations `push` and `pop` interact with the queue.

Definition `drain` := **Theorem** `drain_af`: $\forall(x: T) (q: \text{list } T),$
`do (x ← pop) while (true) <(instrQ drain (q ++ [x]), Pure |= AF obs (λ hd ⇒ hd = x)>.`

Fig. 22. Program `drain` runs forever, pops all elements in the queue until it eventually spins on the empty queue. Specification `drain_af` is; eventually element `x` will be observed in the head of the queue.

security (H). They form a preorder with respect to binary relation $l \leq l'$ — the smallest reflexive, transitive relation such that $L \leq H$ holds. Labelled memory is accessed by labelled instructions (Read l_i `x` and Write l_i `x y`). This scheme is inspired by Mandatory Access Control (MAC) systems, our goal is to detect secrecy violations — a low-security instruction should never access high-security memory.

The labelled memory semantics are given in terms of an instrumentation handler h_S . We preserve the heap semantics of the unlabelled heap h_{state_M} . As we need to potentially access unlabelled heap variables during evaluation of labelled instructions (Read l_i ($x \in \text{AExp}_S$)), both the heap (M) and labelled memory (M_S) must be available to the instrumentation handler (h_S). We additionally instrument `StImpS` reads (Read l_i `x`) over a memory cell $\llbracket x \rrbracket_{A,m} \hookrightarrow (l, n)$ with the pair of labels (l, l_i) , where l is the *memory cell label* and l_i is the *instruction label*. This way, if we observe a

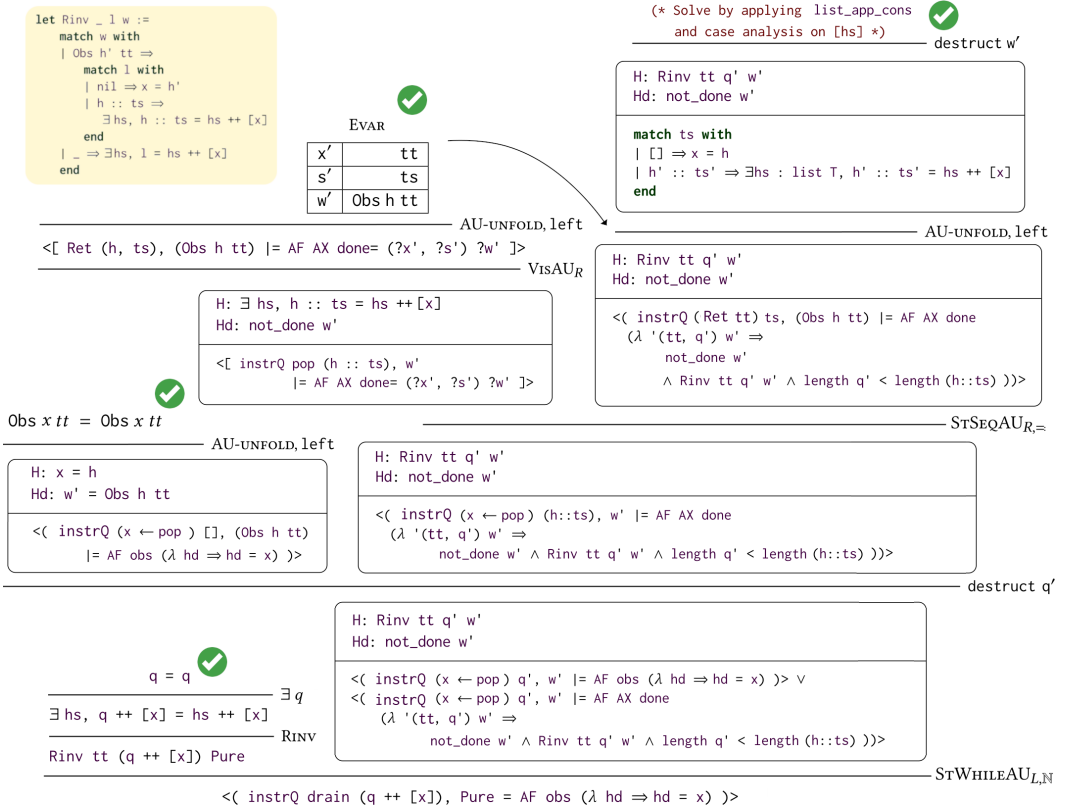


Fig. 23. Proof that `drain` eventually observes `x` in the head position of the queue. The goal is in the bottom, work upwards by applying `Tic1` structural lemmas and basic Coq tactics. Loop invariant `Rinv` is in the upper-left corner and loop variant is `queue length`.

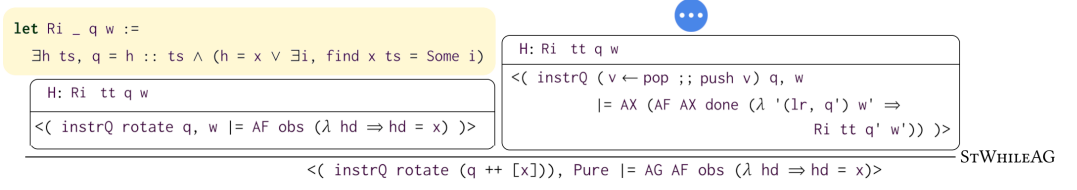


Fig. 24. Beginning of “always-eventually” proof for `rotate`. Applying `StIterAG` using loop invariant `Ri`, leaves two finite proof obligations which are easy to conclude.

pair (l, l_i) such that $l_i \leq l$, this is indicative of a secrecy violation. Note we could easily enforce secrecy *dynamically*, by instrumenting read calls with a runtime check $l_i \leq l$ and forcing a deadlock on access violation. However, dynamic checks can hinder performance at runtime. By proving the *static* property `sec_safety_ag` we ensure safety without sacrificing runtime performance.

The two programs `sec_alice` and `sec_bob` in Figure 26 simulate two users: *Alice* who has high-security access, and *Bob* who has low-security access. Alice possesses a `secret` value which she writes on *odd* numbered addresses. Bob, on the other hand, will read from *even* numbered addresses. The nonterminating scheduler iterates over all the natural numbers and nondeterministically chooses either `sec_alice` or `sec_bob` to run each time. Our goal is to show that no secrecy violations occur.

The proof (Figure. 27) starts with the coinductive lemma `StWhileAG`, which requires a loop invariant `Rinv'` and produces two proof obligations.

- (1) The *loop* satisfies the safety property `al ≤ ml now`, where `al` is the instruction label and `ml` is the memory label.
- (2) The *loop body* steps (outer `AX`) then satisfies `al ≤ ml` until it terminates, at which point loop invariant `Rinv'` is satisfied.

Lemma `StWhileAG` hides the internal coinductive proof using the up-to principles in Figure 13, these technical details are never exposed to the user, who may use the lemma with little to no familiarity with the coinduction library [26] and up-to principles.

The rest of the proof is straightforward. Proceed by examining both cases of the nondeterministic choice $(\text{sec_alice}) \oplus (\text{sec_bob})$ (due to the universal quantifier in `AX` and `AU`) using rule `StBRAUR`. Then proceed by case analysis on whether `i` is odd or even. We stop illustrating the proof in Figure 27 at this point in the interest of space. The four remaining subgoals are proved by observing

$S \in \text{Type} = \mid L \mid H$
 $\mathcal{M}_S \in \text{Type} = \text{Map}_{\mathbb{N}, (\mathbb{N} * S)}$
 $\text{AExp}_S \in \text{Type} = \mid \text{var } (s \in \text{string}) \mid \dots \mid \text{read}_{(l \in S)} (x \in \text{AExp}_S)$
 $\text{BExp}_S \in \text{Type} = \mid (x \in \text{AExp}_S) = (y \in \text{AExp}_S) \mid \dots \mid \text{is_even } (x \in \text{AExp}_S)$
 $\text{StImp}_S \in \text{Type} = \mid (s \in \text{string}) \leftarrow (y \in \text{AExp}_S) \mid \dots \mid \text{write}_{(l \in S)} (x \in \text{AExp}_S) (y \in \text{AExp}_S)$
 $h_S \in \text{state}_{\mathcal{M}} + E_S \leadsto \text{InstrM}_{(\mathcal{M} * \mathcal{M}), (S * S)}$
 $h_S (\text{Read } l_i \text{ } x \in E_S) (m \in \mathcal{M}, \mu \in \mathcal{M}_S) =$
 $\quad \text{let } (l, v) := \mu[\llbracket x \rrbracket_{A, m}] \text{ in Vis } (\text{Log } (l, l_i)) (\lambda _ \in \text{unit}) \Rightarrow \text{Ret } (v, (m, \mu))$
 $h_S (\text{Write } l_i \text{ } x \text{ } y \in E_S) (m \in \mathcal{M}, \mu \in \mathcal{M}_S) = \text{Ret } ((), (m, (\llbracket x \rrbracket_{A, m} \hookrightarrow (l, \llbracket y \rrbracket_{A, m})) \cup \mu))$
 $h_S (e \in \text{state}_{\mathcal{M}}) (m \in \mathcal{M}, \mu \in \mathcal{M}_S) = (h_{\text{state}_{\mathcal{M}}} e \text{ } m) \gg (\lambda '(v, m') \Rightarrow \text{Ret } (v, (m', \mu)))$

Fig. 25. Language `StImpS` extends the language `StImp` with a global *labelled* memory where every address (\mathbb{N}) is tagged with either a *high* security (`H`) or *low* security (`L`) label.

```

Variable (secret: nat).
Definition sec_alice :=
  if is_even i then
    write H (i + 1) secret
  else
    write H i secret.

Definition sec_bob :=
  if is_even i then
    read L i
  else
    read L (i + 1).

Definition sec_scheduler :=
  i ← 0;
  do (
    sec_alice @ sec_bob;
    i ← i + 1
  ) while (true)

```

Fig. 26. Secure memory: Alice (*High security*) writes *secret* to odd addresses and Bob (*Low security*) reads from even addresses. Scheduler *sec_scheduler* is the nonterminating interleaving of Alice and Bob.

the instrumentation of read/writes to labelled memory, then by simple reasoning about finite maps. The complete proof can be found in the Coq development.

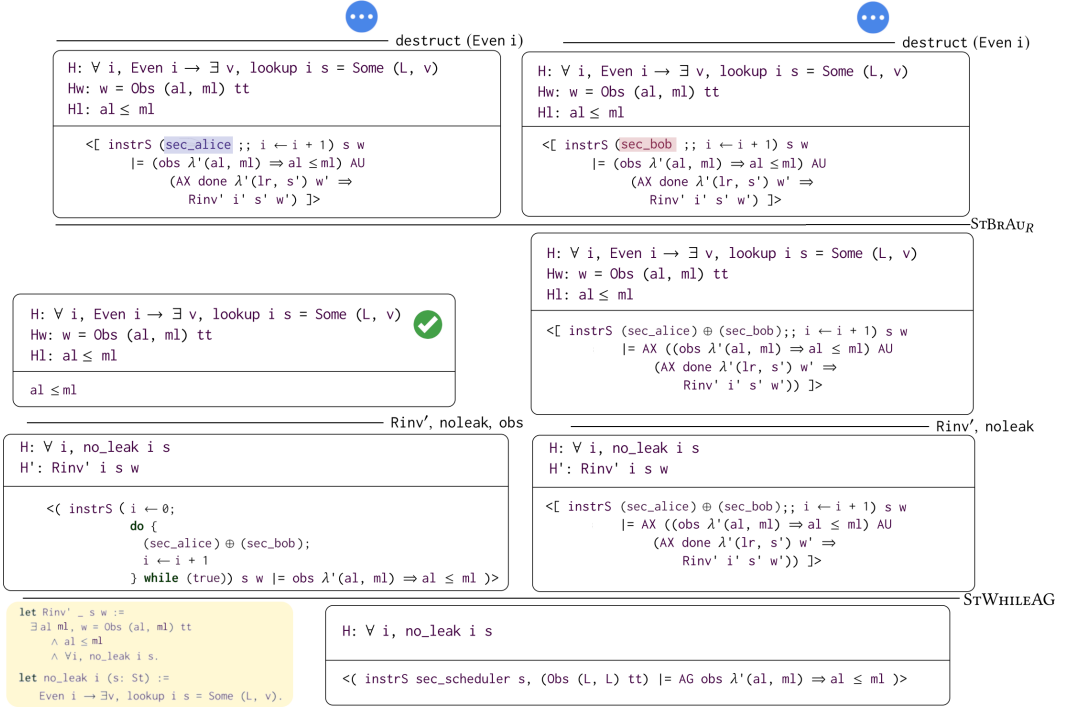


Fig. 27. Beginning of concurrent secure memory proof. Discharging the scheduler and AG leaves the termination of finite *sec_alice*, *sec_bob*. Loop invariant in the bottom-left corner.

5.3 Distributed Consensus

Our last example of a structural liveness proof is a distributed leader election protocol, running in a *unidirectional ring* configuration with three processes (Figure 30). Every process can only receive messages from the process on their right and send messages to the process on their left. The goal of the leader election protocol is to reach consensus across all processes and agree on a process to be the *leader*. Leader election is a common part of many distributed protocols, like Paxos [19]. For simplicity we assume no network failures, no process failures, and no byzantine failures can occur. Modeling failures by using *ictree* nondeterminism is entirely possible, but doing so is beyond the scope of this paper. The protocol is illustrated in Figure 30 and proceeds in two phases:

(1) Proposing candidates.

- Initially every process self-nominates to be the leader (C_1, C_2, C_3).
- If the candidate ID received is greater than the process' own `pid` (this is only true for C_3), the message is propagated. Otherwise, the message is dropped.

(2) Announcing the leader

- When a process receives their own candidacy message back, they announce they are now the elected leader (process 3 sends E_3).
- A process that receives message E_i (here $i = 3$) agrees PID i is now the leader and propagates the message.
- The last step continues forever and the protocol is nonterminating.

The programming language for processes requires several features orthogonal to the liveness of the protocol, such as sum types for the messages and pattern matching. We opt to use a shallow-embedding of $\text{ictree}_{E_{\text{net}}, X}$ in the Coq proof assistant which allows access to the entirety of Coq's programming language features. In addition, the *round-robin* scheduler for a unidirectional ring requires stateful access to the *current process id*, we extend the scheduler with state events ($\text{state}_{\text{PID}_n}$).

We define messages for the election protocol (Msg_n) and assume basic vector random access operations on mailboxes ($[\text{Msg}_n]_n$) in Figure 28. Then define message passing events (E_{net}) in Figure 29 for processes (`proc`) and scheduler state events ($\text{state}_{\text{PID}_n}$) for the round-robin scheduler (`rr`) in Figure 31.

```

PIDn ∈ Type = fin' n
Msgn ∈ Type = | C (p ∈ PIDn) | E (p ∈ PIDn)
[Msgn]n ∈ Type = Vector n Msgn
(ms ∈ [Msgn]n)[p ∈ PIDn] ∈ Msgn [get message at index]
(ms ∈ [Msgn]n)[p ∈ PIDn] := (m ∈ Msgn) ∈ [Msgn]n [update mailbox at index]

```

Fig. 28. Process identifiers (PID_n) and messages (Msg_n) are indexed by $n \in \mathbb{N}$, the number of processes in the protocol. The same is true for the mailboxes ($[\text{Msg}_n]_n$) — a vector of n messages, one for each process. Random access operations for vectors are assumed from Coq's standard library.

The leader election protocol starts with candidate messages (*Phase 1*) already in the mailboxes of their respective processes. This is visible in the specification `election_live` in Figure 31 and the initial $[\text{Msg}_n]_n$ state is $[C\ 3; C\ 1; C\ 2]$. The target property for this protocol is the liveness property “eventually the highest PID will be elected the leader”. We start by taking cases on the initial nondeterministic choice of `rr`, depending on which process starts

```

Enet ∈ Type → Type = | Send(m ∈ Msgn) | Recv
hnet ∈ Enet + statePIDn → InstrM(PIDn*[Msgn]n), (PIDn*Msgn)
hnet (Send m ∈ Enet) (p ∈ PIDn, ms ∈ [Msgn]n) =
  Vis (Log (p, m)) (λ ( _ ∈ unit) ⇒ Ret ((), (p, ms[p + 1 % n] := m)))
hnet (Recv ∈ Enet) (p ∈ PIDn, ms ∈ [Msgn]n) =
  Vis (Log (p, m)) λ ( _ ∈ unit) ⇒ Ret (ms[p], (p, ms))
hnet (Get ∈ statePIDn, PIDn) (p ∈ PIDn, ms ∈ [Msgn]n) = Ret (p, (p, ms))
hnet (Put p' ∈ statePIDn, unit) ( _ ∈ PIDn, ms ∈ [Msgn]n) = Ret (p', (p', ms))

```

Fig. 29. Send and receive events (E_{net}) performed by each process in the leader election protocol. Get and put events ($\text{state}_{\text{PID}_n}$) performed by the round-robin scheduler to track the current running process (PID_n).

- (1) $PID = 1$: Process 1 receives the candidacy message C_3 and propagates it, process 2 propagates it as well, process 3 receives their own candidacy (C_3) and switches to *Phase 2*.
- (2) $PID = 2$: Process 2 receives the candidacy message C_1 and drops it, process 3 receives the candidacy C_2 and drops it, as it less than their own PID . Process 1 receives the candidacy message C_3 and propagates it, the proof is the same as $PID = 1$ at this point.
- (3) $PID = 3$: process 3 receives the candidacy C_2 and drops it, as it less than their own PID . Process 1 receives the candidacy message C_3 and propagates it, the proof is the same as $PID = 1$ at this point.

Similarly we proceed in *Phase 2*, where process 1 received the *elected* message (E_3) of process 3 and propagates it to process 2, who propagates it to process 3. At this point, the *eventually* property is satisfied, the current process 3 has received their own elected message (E_3) and we conclude the proof. The proof proceeds by stepping the system a finite number of times, as shown in Figure 30 and using the $BIND_{AUR=}$ lemma to interpret each call to `proc cid`.

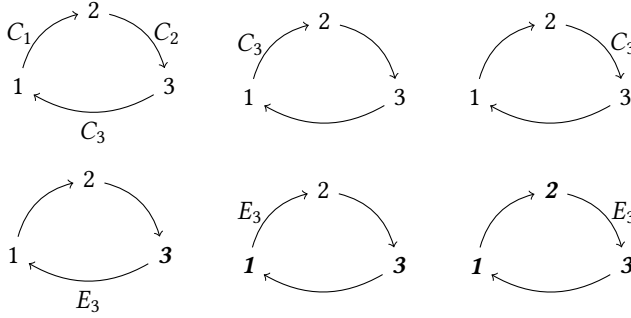


Fig. 30. A unidirectional ring with three processes running the leader election protocol.

6 Discussion

There are numerous, thoroughly studied model checking systems [5, 15, 36] which are used today for computer systems verification [14, 15, 18, 30]. We do not intend to compete with established model checking platforms and position `Tic1` with structural program logics.

6.1 Related work

Iris and Transfinite Iris: Iris [16] is a concurrent-separation logic framework for Coq that uses step-indexed logical relations to prove safety properties of concurrent programs. The recent extension *Transfinite Iris* [29] extends the step-indexing relation from the naturals to ordinals, allowing total-correctness properties to be proved by transfinite induction. A fundamental limitation of step-indexing is that there is only one index; in the case of “always-eventually” properties, a hierarchy of induction and transfinite induction proofs are required—this hierarchy is implicit in the definition of $\models_{L,R}$ in `Tic1`. At the same time, `Tic1`, unlike Iris, has no facilities for separation logic. One can imagine having the “best of both worlds”, combining the separation logic reasoning of Iris and temporal reasoning of `Tic1`.

Fair operational semantics: Lee et al. [20] recognize the limited support for liveness properties in mechanized formal verification and propose an operational semantics for fairness (FOS). FOS uses implicit counters for *bad* events and defines operational semantics that prove no infinite chain of *bad* events happens. FOS provides comprehensive support for the specific case of *binary* fairness

```

(* Election protocol participant *)
Definition proc (pid: Pid) :=
  m ← rcv ;
  match m with
  | C candidate ⇒
    match compare candidate pid with
    (* Propagate [candidate] *)
    | Gt ⇒ send (C candidate)
    (* Drop [candidate] message *)
    | Lt ⇒ Ret tt
    (* [pid] was elected, send [E pid] *)
    | Eq ⇒ send (E pid)
  end
  | E leader ⇒ send (E leader)
end.

(* Infinite round-robin scheduler *)
Definition rr :=
  (* Nondeterministic first pick *)
  cid ← branch n ;
  iter (λ _ ⇒
    proc cid ;
    cid ← (cid + 1) % n ;
    Ret (inl tt)
  ) tt

(* Leader election liveness *)
Definition election_live :=
  <( instr h_net rr (F1, [C 3; C 1; C 2]), Pure
    | = AF obs (λ '(cid, msg) ⇒
      cid = 3 ∧ msg = E 3) >>.

```

Fig. 31. Process `proc` and a round-robin scheduler `rr` implement the leader election protocol. The goal specification is: process `cid = 3` eventually receive their own *elected* message (`E 3`) back.

(*good* vs *bad* events), but limited support for general temporal specifications, like safety, liveness and termination. As with Iris, it would be interesting to combine that approach with `Tic1`.

Maude: The Maude language and Temporal Rewriting Logic (TLR) [23, 24] recognize the benefits of structural approaches (namely term rewriting) to temporal logic verification. In `Tic1` we enable term rewriting with *up-to-guard equivalence* under a temporal context (Section 3.1). However, Maude operates on the level of models, not on the level of executable programs. This creates a gap between the executable code and the properties verified. In addition, deadlocked programs (\emptyset) are not supported which makes working with monadic programs difficult, as we explain in Subsection 3.2.

Dijkstra monads: Several works on Dijkstra monads target partial-correctness properties in the style of weakest preconditions [1, 22, 27, 33]. Recent work targets total-correctness properties like “always” [27] but not general temporal properties like liveness.

CTL in Coq: Doczkal et al. [10] develop an embedding of CTL in Coq for the purpose of proving completeness and decidability over Kripke automata. Their automata are left-total; every world w has an \mathcal{R} successor, where \mathcal{R} is the transition relation. This precludes terminating programs and deadlocked programs. We give a different encoding in Section 3.2 that works with monads and we are able to prove monad and iterator lemmas for our models in Section 4.1.

Synthesising ranking functions: Yao et al. [35] propose an automated synthesis procedure for ranking functions, specialized to proving liveness properties in a class of distributed systems. Similar to model checking, the systems are described as specifications not as implementations which is different from `Tic1`. At the same time, automated synthesis of ranking functions is a particularly attractive feature for `Tic1`, as they be used with `Tic1` lemmas like $\text{STWHILEAU}_{L,N}$ to get mostly automated, formal proofs of liveness.

6.2 Conclusion

In this work we ask: is it possible to write structural proofs in a general temporal logic akin to proofs in Hoare logic? We believe we have answered affirmatively, and in the process of answering the question we developed Temporal Interaction and Choice Logic (`Tic1`), a specification language capable of expressing general liveness and safety properties (we summarize `Tic1` in Figure 9). Along the way, we also designed an extensive metatheory of syntax-directed lemmas (Figures 14, 15, 16, 20)

that encapsulate complex (co-)inductive proofs to simple rule application and rewriting. We applied `Ticl` to several examples from T2 CTL benchmark suite [5] and in four examples inspired from computer systems as a way to demonstrate the metatheory in action.

References

- [1] Danel Ahman, Cătălin Hrițcu, Kenji Maillard, Guido Martínez, Gordon Plotkin, Jonathan Protzenko, Aseem Rastogi, and Nikhil Swamy. 2017. Dijkstra monads for free. In *Proceedings of the 44th ACM SIGPLAN Symposium on Principles of Programming Languages*.
- [2] Rajeev Alur, Thomas A Henzinger, and Orna Kupferman. 2002. Alternating-time temporal logic. *Journal of the ACM (JACM)* 49, 5 (2002).
- [3] Andrew W Appel and David McAllester. 2001. An indexed model of recursive types for foundational proof-carrying code. *ACM Transactions on Programming Languages and Systems (TOPLAS)* 23, 5 (2001).
- [4] Alessandro Artale, Andrea Mazzullo, and Ana Ozaki. 2019. Do You Need Infinite Time?.. In *IJCAI*.
- [5] Marc Brockschmidt, Byron Cook, Samin Ishtiaq, Heidy Khlaaf, and Nir Piterman. 2016. T2: temporal property verification. In *Tools and Algorithms for the Construction and Analysis of Systems: 22nd International Conference, TACAS 2016, Held as Part of the European Joint Conferences on Theory and Practice of Software, ETAPS 2016, Eindhoven, The Netherlands, April 2-8, 2016, Proceedings 22*. Springer, 387–393.
- [6] Michael C. Browne, Edmund M. Clarke, and Orna Grumberg. 1988. Characterizing finite Kripke structures in propositional temporal logic. *Theoretical computer science* 59, 1-2 (1988).
- [7] Nicolas Chappe, Paul He, Ludovic Henrio, Yannick Zakowski, and Steve Zdancewic. 2023. Choice Trees: Representing Nondeterministic, Recursive, and Impure Programs in Coq. *Proceedings of the ACM on Programming Languages* 7, POPL (2023).
- [8] Giuseppe De Giacomo, Moshe Y Vardi, et al. 2013. Linear Temporal Logic and Linear Dynamic Logic on Finite Traces.. In *Ijcai*, Vol. 13.
- [9] Rocco De Nicola and Frits Vaandrager. 1990. Action versus state based logics for transition systems. In *Semantics of Systems of Concurrent Processes*, Irène Guessarian (Ed.). Springer Berlin Heidelberg, Berlin, Heidelberg.
- [10] Christian Doczkal and Gert Smolka. 2016. Completeness and decidability results for CTL in constructive type theory. *Journal of Automated Reasoning* 56 (2016).
- [11] Emanuele D’Osualdo, Julian Sutherland, Azadeh Farzan, and Philippa Gardner. 2021. TaDA Live: Compositional Reasoning for Termination of Fine-grained Concurrent Programs. *ACM Trans. Program. Lang. Syst.* (2021). <https://doi.org/10.1145/3477082>
- [12] E Allen Emerson and Edmund M Clarke. 1982. Using branching time temporal logic to synthesize synchronization skeletons. *Science of Computer programming* 2, 3 (1982).
- [13] E Allen Emerson and Joseph Y Halpern. 1986. "Sometimes" and "not never" revisited: on branching versus linear time temporal logic. *Journal of the ACM (JACM)* 33, 1 (1986), 151–178.
- [14] Chris Hawblitzel, Jon Howell, Manos Kapritsos, Jacob R Lorch, Bryan Parno, Michael L Roberts, Srinath Setty, and Brian Zill. 2015. IronFleet: proving practical distributed systems correct. In *Proceedings of the Symposium on Operating Systems Principles (SOSP)*.
- [15] Gerard J. Holzmann. 1997. The model checker SPIN. *IEEE Transactions on software engineering* 23, 5 (1997).
- [16] Ralf Jung, Robbert Krebbers, Jacques-Henri Jourdan, Aleš Bizjak, Lars Birkedal, and Derek Dreyer. 2018. Iris from the ground up: A modular foundation for higher-order concurrent separation logic. *Journal of Functional Programming* 28 (2018).
- [17] Dexter Kozen and Rohit Parikh. 1984. A decision procedure for the propositional μ -calculus. In *Logics of Programs: Workshop, Carnegie Mellon University Pittsburgh, PA, June 6–8, 1983*. Springer.
- [18] Leslie Lamport. 1994. The temporal logic of actions. *ACM Transactions on Programming Languages and Systems (TOPLAS)* 16, 3 (1994).
- [19] Leslie Lamport. 2001. Paxos made simple. *ACM SIGACT News (Distributed Computing Column)* 32, 4 (Whole Number 121, December 2001) (2001).
- [20] Dongjae Lee, Minki Cho, Jinwoo Kim, Soonwon Moon, Youngju Song, and Chung-Kil Hur. 2023. Fair operational semantics. *Proceedings of the ACM on Programming Languages* 7, PLDI (2023).
- [21] Hongjin Liang and Xinyu Feng. 2016. A program logic for concurrent objects under fair scheduling. In *Proceedings of the 43rd Annual ACM SIGPLAN-SIGACT Symposium on Principles of Programming Languages*. 385–399.
- [22] Kenji Maillard, Danel Ahman, Robert Atkey, Guido Martínez, Cătălin Hrițcu, Exequiel Rivas, and Éric Tanter. 2019. Dijkstra monads for all. *Proceedings of the ACM on Programming Languages* 3, ICFP (2019).
- [23] José Meseguer. 1992. Conditional rewriting logic as a unified model of concurrency. *Theoretical computer science* 96, 1 (1992), 73–155.

- [24] José Meseguer. 2008. The temporal logic of rewriting: A gentle introduction. In *Concurrency, Graphs and Models: Essays Dedicated to Ugo Montanari on the Occasion of His 65th Birthday*. Springer, 354–382.
- [25] Amir Pnueli. 1977. The temporal logic of programs. In *18th annual symposium on foundations of computer science (sfcs 1977)*. ieee, 46–57.
- [26] Damien Pous. 2016. Coinduction all the way up. In *Proceedings of the 31st Annual ACM/IEEE Symposium on Logic in Computer Science*.
- [27] Lucas Silver and Steve Zdancewic. 2021. Dijkstra monads forever: termination-sensitive specifications for interaction trees. *Proceedings of the ACM on Programming Languages* 5, POPL (2021), 1–28.
- [28] A Prasad Sistla, Moshe Y Vardi, and Pierre Wolper. 1987. The complementation problem for Büchi automata with applications to temporal logic. *Theoretical Computer Science* 49, 2-3 (1987).
- [29] Simon Spies, Lennard Gäher, Daniel Gratzer, Joseph Tassarotti, Robbert Krebbers, Derek Dreyer, and Lars Birkedal. 2021. Transfinite Iris: resolving an existential dilemma of step-indexed separation logic. In *Proceedings of the 42nd ACM SIGPLAN International Conference on Programming Language Design and Implementation*.
- [30] Xudong Sun, Wenjie Ma, Jiawei Tyler Gu, Zicheng Ma, Tej Chajed, Jon Howell, Andrea Lattuada, Oded Padon, Lalith Suresh, Adriana Szekeres, and Tianyin Yu. 2024. Anvil: Verifying Liveness of Cluster Management Controllers. In *Proceedings of the USENIX Symposium on Operating Systems Design and Implementation (OSDI)*.
- [31] Gadi Tellez and James Brotherston. 2017. Automatically verifying temporal properties of pointer programs with cyclic proof. In *Automated Deduction—CADE 26: 26th International Conference on Automated Deduction, Gothenburg, Sweden, August 6–11, 2017, Proceedings*. Springer, 491–508.
- [32] The Coq Development Team. 2024. The Coq Reference Manual – Release 8.19.0. <https://coq.inria.fr/doc/V8.19.0/refman>.
- [33] Théo Winterhalter, Cezar-Constantin Andrici, C Hrițcu, Kenji Maillard, G Martínez, and Exequiel Rivas. 2022. Partial dijkstra monads for all. TYPES.
- [34] Li-yao Xia, Yannick Zakowski, Paul He, Chung-Kil Hur, Gregory Malecha, Benjamin C Pierce, and Steve Zdancewic. 2019. Interaction trees: representing recursive and impure programs in Coq. *Proceedings of the ACM on Programming Languages* 4, POPL (2019).
- [35] Jianan Yao, Runzhou Tao, Ronghui Gu, and Jason Nieh. 2024. Mostly Automated Verification of Liveness Properties for Distributed Protocols with Ranking Functions. *Proceedings of the ACM on Programming Languages* 8, POPL (2024).
- [36] Yuan Yu, Panagiotis Manolios, and Leslie Lamport. 1999. Model checking TLA+ specifications. In *Advanced research working conference on correct hardware design and verification methods*. Springer.