

General linear hypothesis testing of high-dimensional mean vectors with unequal covariance matrices based on random integration

Mingxiang Cao^a, Yelong Qiu^a and Junyong Park^{b*}

^a*Department of Statistics, Anhui Normal University, Wuhu, China*

^b*Department of Statistics, Seoul National University, Seoul, Korea*

Abstract This paper is devoted to the study of the general linear hypothesis testing (GLHT) problem of multi-sample high-dimensional mean vectors. For the GLHT problem, we introduce a test statistic based on L^2 -norm and random integration method, and deduce the asymptotic distribution of the statistic under given conditions. Finally, the potential advantages of our test statistics are verified by numerical simulation studies and examples.

MSC subject classifications: Primary 62H15; secondary 62E20.

Keywords: High-dimensional data; General linear hypothesis testing; Random integration; High-dimensional factor model.

1 Introduction

With the rapid development of modern science and technology, we are faced with more and more high-dimensional data, which widely exist in many fields such as diffusion tensor imaging (Le Bihan et al. (2001)), DNA microarrays (Witten and Tibshirani (2011)), finance (Lam and Yao (2012)) and so on. Due to the explosion of dimensions, the study of

*Corresponding author.

E-mail: junyongpark@snu.ac.kr

statistical problems in the high-dimensional context will suffer great challenges, because the classical test methods are not applicable and often unstable in the high-dimensional framework. For example, in high-dimensional setting, since the sample covariance matrix is no longer invertible, the classical Hotelling's T^2 -test is not applicable. In view of this situation, statisticians have done a lot of work in recent decades on high-dimensional hypothesis testing. Testing the equality of several mean vector for high-dimensional data is one of the important topics in hypothesis testing. In this paper, we are interested testing problem on the homogeneity of multiple populations mean vectors in a high-dimensional context. Specifically, let p -dimensional random vectors $\mathbf{Y}_{i1}, \dots, \mathbf{Y}_{in_i}$ be independent sample from the i th population with the p -dimensional distribution \mathbf{Y}_i with mean vector $\boldsymbol{\mu}_i$ and covariance matrix $\boldsymbol{\Sigma}_i$ for $i = 1, \dots, K$, where dimension p may be much larger than the overall sample size $n = \sum_{i=1}^K n_i$. we want to test the following general linear hypothesis testing problem without requiring $\boldsymbol{\Sigma}_i$ to be equal for $i = 1, \dots, K$:

$$H_0 : \tilde{\mathbf{G}}\mathbf{M} = \mathbf{0} \quad vs. \quad H_1 : \tilde{\mathbf{G}}\mathbf{M} \neq \mathbf{0}, \quad (1.1)$$

where $\mathbf{M} = (\boldsymbol{\mu}_1, \boldsymbol{\mu}_2, \dots, \boldsymbol{\mu}_K)^T$ is a $K \times p$ matrix and $\tilde{\mathbf{G}}$ is a $q \times K$ known coefficient matrix with $\text{rank}(\tilde{\mathbf{G}}) = q < K$. With different Settings of $\tilde{\mathbf{G}}$, the hypothesis in (1.1) can generate some special hypothesis testing problems. For example, when $\tilde{\mathbf{G}} = (\mathbf{I}_{k-1}, -\mathbf{1}_{k-1})$ or $\tilde{\mathbf{G}} = (-\mathbf{1}_{k-1}, \mathbf{I}_{k-1})$, the hypothesis in (1.1) can generate the following hypothesis testing problem:

$$H_0 : \boldsymbol{\mu}_1 = \boldsymbol{\mu}_2 = \dots = \boldsymbol{\mu}_K \quad vs. \quad H_1 : H_0 \text{ is not true}, \quad (1.2)$$

where \mathbf{I}_{K-1} and $\mathbf{1}_{K-1}$ denote the $(K-1) \times (K-1)$ identity matrix and the $(K-1)$ -dimensional vector with all elements 1, respectively. the hypothesis in (1.2) is the well-known multivariate analysis of variance (MANOVA) problem, which has been extensively studied in a large literature. For example, [Cai and Xia \(2014\)](#) and [Chakraborty and Sakhanenko \(2023\)](#). If we take $\tilde{\mathbf{G}}$ as a K -dimensional row vector (c_1, \dots, c_K) , then the hypothesis in (1.1) contains the following hypothesis testing problem about linear combination of K mean vectors:

$$H_0 : \sum_{i=1}^K c_i \boldsymbol{\mu}_i = \mathbf{0} \quad vs. \quad H_1 : \sum_{i=1}^K c_i \boldsymbol{\mu}_i \neq \mathbf{0}, \quad (1.3)$$

this particular test problem is studied in [Nishiyama et al. \(2013\)](#) and [Cao et al. \(2022\)](#) respectively.

The hypothesis in (1.1) is equivalently rewritten as

$$H_0 : \mathbf{G}\mathbf{M} = \mathbf{0} \quad vs. \quad H_1 : \mathbf{G}\mathbf{M} \neq \mathbf{0}, \quad (1.4)$$

where $\mathbf{G} = (\tilde{\mathbf{G}}\mathbf{D}\tilde{\mathbf{G}}^T)^{1/2}\tilde{\mathbf{G}}$ and $\mathbf{D} = \text{diag}(\frac{n}{n_1}, \dots, \frac{n}{n_K})$. The advantage of the above transformation is that the test statistic proposed for (1.1) is invariant under this non-singular transformation $\tilde{\mathbf{G}} \rightarrow \mathbf{P}\tilde{\mathbf{G}}$, where \mathbf{P} is an arbitrary $q \times q$ non-singular matrix.

Remark 1.1 *This matrix \mathbf{D} is related to the covariance matrix of $\sqrt{n}\hat{\boldsymbol{\mu}}$, where $\hat{\boldsymbol{\mu}} = (\bar{\mathbf{Y}}_1^T, \dots, \bar{\mathbf{Y}}_K^T)^T$ is an unbiased estimate of $\boldsymbol{\mu} = (\boldsymbol{\mu}_1^T, \dots, \boldsymbol{\mu}_K^T)^T$. We can get $\text{Cov}(\sqrt{n}\hat{\boldsymbol{\mu}}) = \text{diag}(\frac{n}{n_1}\boldsymbol{\Sigma}_1, \dots, \frac{n}{n_K}\boldsymbol{\Sigma}_K)$.*

Further, we can write (1.4) as the following equivalent form:

$$H_0 : \mathbf{C}\boldsymbol{\mu} = \mathbf{0} \quad vs. \quad H_1 : \mathbf{C}\boldsymbol{\mu} \neq \mathbf{0}, \quad (1.5)$$

where $\mathbf{C} = \mathbf{G} \otimes \mathbf{I}_p$ and \otimes represents the Kronecker product operator. This hypothesized form has been used in many literature, such as Zhou et al. (2017), Zhang et al. (2022), Zhang and Zhu (2022a) and so on.

When $K = 2$, the hypothesis in (1.2) will be reduced to a two-sample problem in high-dimensional context. Studies of the two-sample problem can be traced back to Dempster (1982), which proposed a non-exact tests through the F -distribution approximation. Subsequently, Bai and Saranadasa (1996) proposed a non-exact test by modifying Hotelling's T^2 test. However their tests assume that the covariance matrix of the two samples is the same, but when the two covariance matrix are not equal, it will produce misleading results. To overcome this difficulty, Chen and Qin (2010) proposed a test based on U-statistic when the sample covariance matrix was not equal. Since then, a large number of different tests have been proposed, such as Srivastava et al. (2013), Feng and Sun (2015), Wang and Xu (2022) and so on.

Furthermore, the research of these pioneers has been extended to high-dimensional K -samples, and there are many research works available. For $K > 2$, when K samples have equal covariance matrices, Schott (2007) extended the work of Bai and Saranadasa (1996) to a MANOVA test, Srivastava and Kubokawa (2013) proposed a scale-invariant MANOVA test for non-normal data, and Jiang et al. (2015) proposed a non parametric K -sample test. When K samples have different covariance matrices, Yamada and Himeno (2015) proposed a MANOVA test based on the variation matrix, Hu et al. (2017) were

inspired by the thought of [Chen and Qin \(2010\)](#) and extended the two sample test to the MANOVA test, and [Li et al. \(2024\)](#) proposed a test for linear combinations of K mean vectors based on the L^2 -norm. [Zhou et al. \(2017\)](#) proposed a test for the GLHT problem based on the U-statistic, and [Zhang et al. \(2022\)](#) tested the GLHT problem based on the L^2 -norm.

In this article, using the random integration technique proposed by [Jiang et al. \(2024\)](#), we propose a test for GLHT problem based on U-statistic, without assuming the normality of the K population or the same K covariance matrices. Although our test statistic is based on the U-statistic, we can quickly calculate it without using the knowledge of the U-statistic. We establish the asymptotic distribution under mild conditions, and give the sample ratio-consistent estimator. In addition, we demonstrate the validity of our proposed statistics through simulation studies.

The remainder of this article is organized as follows. In [Section 2](#), we first derive the test statistic using the random integration method and then present our main results. In [Section 3](#), a simulation study is presented. [Section 4](#) presents a real data simulation. In [Section 5](#) provides the conclusion. All technical proofs are arranged in the Appendix.

2 Test procedure and main results

2.1 Test procedure

To propose our test statistic, we apply the random integration method to the GLHT problem. Therefore, to test whether the null hypothesis $\mathbf{C}\boldsymbol{\mu} = 0$ in [\(1.5\)](#) holds, we assume $\mathbf{Y} = (\mathbf{Y}_1^T, \dots, \mathbf{Y}_K^T)^T$ and derive the following equivalence

$$\begin{aligned} \mathbf{C}\boldsymbol{\mu} = 0 &\Leftrightarrow \mathbb{E}(\mathbf{C}\mathbf{Y}) = 0 \\ &\Leftrightarrow \mathbb{E}[(\mathbf{I}_q \otimes \delta^T)\mathbf{C}\mathbf{Y}] = \mathbb{E}[(\mathbf{G} \otimes \delta^T)\mathbf{Y}] = 0 \quad \forall \delta \in \mathcal{R}^p \\ &\Leftrightarrow \mathbb{E}^2[(\mathbf{G} \otimes \delta^T)\mathbf{Y}] = 0 \quad \forall \delta \in \mathcal{R}^p, \end{aligned} \tag{2.1}$$

where \mathbf{Y}_i is the distribution of the i -th population with mean vector $\boldsymbol{\mu}_i$ and covariance matrix $\boldsymbol{\Sigma}_i$ for $i = 1, \dots, K$. For convenience, set $\mathbf{G} = (\mathbf{g}_1, \dots, \mathbf{g}_K)$, $\mathbf{D} = (\mathbf{G} \otimes \delta^T)$, so we have

$$\mathbf{D} = (\mathbf{D}_1, \dots, \mathbf{D}_K), \quad \mathbf{D}_\alpha^T \mathbf{D}_\beta = d_{\alpha\beta} \delta \delta^T, \quad \mathbf{G}^T \mathbf{G} = (d_{\alpha\beta})_{\alpha, \beta=1}^K, \tag{2.2}$$

where $\mathbf{D}_\alpha = \mathbf{g}_\alpha \otimes \delta^T$, $d_{\alpha\beta} = \mathbf{g}_\alpha^T \mathbf{g}_\beta$, $\alpha, \beta = 1, \dots, K$. It shows from these equation in (2.1) that testing whether the null hypothesis H_0 in (1.5) holds amounts to testing whether

$$\text{RI}_w := \int \text{E}^2[(\mathbf{G} \otimes \delta^T) \mathbf{Y}] \omega(\delta) d\delta = \mathbf{0}, \quad (2.3)$$

where $\omega(\delta)$ denotes any positive weight function. To obtain the explicit expression of (2.3), we derive the following theorem 2.1.

Theorem 2.1 *Let $\omega(\delta) = \prod_{i=1}^p \omega_i(\delta_i)$, where $\omega_i(\cdot)$ is a density function with mean α_i and variance β_i^2 for $i = 1, \dots, p$, then*

$$\text{RI} := \text{RI}_w = \sum_{\alpha=1}^K d_{\alpha\alpha} \boldsymbol{\mu}_\alpha^T \mathbf{W} \boldsymbol{\mu}_\alpha + \sum_{\alpha \neq \beta} d_{\alpha\beta} \boldsymbol{\mu}_\alpha^T \mathbf{W} \boldsymbol{\mu}_\beta, \quad (2.4)$$

and $\text{RI} \geq 0$ with the equality holds if and only if $\mathbf{C}\boldsymbol{\mu} = \mathbf{0}$, where $\mathbf{W} = \mathbf{B} + \mathbf{a}\mathbf{a}^T$, $\mathbf{a} = (\alpha_1, \dots, \alpha_p)^T$, $\mathbf{B} = \text{diag}(\beta_1^2, \dots, \beta_p^2)$.

The expression in Theorem 2.1 indicates that the null hypothesis in (1.5) becomes the equivalent expression $\text{RI} = 0$. Therefore, based on the explicit form of Theorem 2.1, we can easily see that for $\alpha, \beta = 1, 2, \dots, K$, the U-statistic for estimating $\boldsymbol{\mu}_\alpha^T \mathbf{W} \boldsymbol{\mu}_\alpha$ and $\boldsymbol{\mu}_\alpha^T \mathbf{W} \boldsymbol{\mu}_\beta$ can be respectively given by

$$\mathbf{S}_{\alpha\alpha} = \frac{\sum_{i \neq j} \mathbf{Y}_{\alpha i}^T \mathbf{W} \mathbf{Y}_{\alpha j}}{n_\alpha(n_\alpha - 1)} \quad \text{and} \quad \mathbf{S}_{\alpha\beta} = \frac{\sum_{i,j} \mathbf{Y}_{\alpha i}^T \mathbf{W} \mathbf{Y}_{\beta j}}{n_\alpha n_\beta}. \quad (2.5)$$

Then for the test RI, we propose a new test statistic based on the U-statistic:

$$\text{T}_n = \sum_{\alpha=1}^K d_{\alpha\alpha} \mathbf{S}_{\alpha\alpha} + \sum_{\alpha \neq \beta} d_{\alpha\beta} \mathbf{S}_{\alpha\beta}, \quad (2.6)$$

which has expectation RI.

Remark 2.1 *When we test the hypothesis problem of (1.3), our test statistic are similar to that of Li et al. (2024), but the problem we study is more general.*

By simple linear algebra calculations, for $\alpha, \beta = 1, 2, \dots, K$, we have

$$\mathbf{S}_{\alpha\alpha} = \overline{\mathbf{Y}}_\alpha^T \mathbf{W} \overline{\mathbf{Y}}_\alpha - \frac{\text{tr}(\mathbf{W} \widehat{\boldsymbol{\Sigma}}_\alpha)}{n_\alpha}, \quad \mathbf{S}_{\alpha\beta} = \overline{\mathbf{Y}}_\alpha^T \mathbf{W} \overline{\mathbf{Y}}_\beta, \quad (2.7)$$

where

$$\bar{\mathbf{Y}}_\alpha = \frac{1}{n_\alpha} \sum_{i=1}^{n_\alpha} \mathbf{Y}_{\alpha i}, \quad \widehat{\Sigma}_\alpha = \frac{1}{n_\alpha - 1} \sum_{i=1}^{n_\alpha} (\mathbf{Y}_{\alpha i} - \bar{\mathbf{Y}}_\alpha)(\mathbf{Y}_{\alpha i} - \bar{\mathbf{Y}}_\alpha)^T \quad (2.8)$$

are the sample mean and covariance matrix of the α -th sample, respectively. After simple calculations from (2.5), (2.6) and (2.7), we can obtain

$$\mathbb{T}_n = \sum_{\alpha, \beta} d_{\alpha\beta} \bar{\mathbf{Y}}_\alpha^T \mathbf{W} \bar{\mathbf{Y}}_\beta - \sum_{\alpha=1}^K d_{\alpha\alpha} \frac{\text{tr}(\mathbf{W} \widehat{\Sigma}_\alpha)}{n_\alpha} \quad (2.9)$$

$$= \|(\mathbf{G} \otimes \mathbf{W}^{\frac{1}{2}}) \widehat{\boldsymbol{\mu}}\|^2 - \sum_{\alpha=1}^K d_{\alpha\alpha} \frac{\text{tr}(\mathbf{W} \widehat{\Sigma}_\alpha)}{n_\alpha}, \quad (2.10)$$

where $\widehat{\boldsymbol{\mu}} = (\bar{\mathbf{Y}}_1^T, \dots, \bar{\mathbf{Y}}_K^T)^T$ is an unbiased estimate of $\boldsymbol{\mu} = (\boldsymbol{\mu}_1^T, \dots, \boldsymbol{\mu}_K^T)^T$. The above equation indicates that we can quickly calculate our test statistic \mathbb{T}_n without utilizing knowledge of the U-statistic. Further, let $\mathbf{D}_\theta = (\mathbf{G} \otimes \mathbf{W}^{\frac{1}{2}})$, we can write

$$\mathbb{T}_n = \mathbb{T}_{n_0} + 2\mathbf{S}_n + \|\mathbf{D}_\theta \boldsymbol{\mu}\|^2, \quad (2.11)$$

where

$$\mathbb{T}_{n_0} = \|\mathbf{D}_\theta(\widehat{\boldsymbol{\mu}} - \boldsymbol{\mu})\|^2 - \sum_{\alpha=1}^K \frac{d_{\alpha\alpha}}{n_\alpha} \text{tr}(\mathbf{W} \widehat{\Sigma}_\alpha), \quad \mathbf{S}_n = (\mathbf{D}_\theta \boldsymbol{\mu})^T \mathbf{D}_\theta(\widehat{\boldsymbol{\mu}} - \boldsymbol{\mu}). \quad (2.12)$$

For the convenience of further discussion, let

$$\mathbf{X}_{\alpha i} = \mathbf{Y}_{\alpha i} - \boldsymbol{\mu}_\alpha, \quad i = 1, \dots, n_\alpha; \quad \alpha = 1, \dots, K. \quad (2.13)$$

Therefore, the K samples mentioned above are independent, and for each $\alpha = 1, \dots, K$, $\mathbf{X}_{\alpha 1}, \dots, \mathbf{X}_{\alpha n_\alpha}$ is i.i.d. with $E(\mathbf{X}_{\alpha 1}) = 0$ and $\text{Cov}(\mathbf{X}_{\alpha 1}) = \Sigma_\alpha$. Furthermore, we have

$$\begin{aligned} \bar{\mathbf{X}}_\alpha &= \frac{1}{n_\alpha} \sum_{i=1}^{n_\alpha} \mathbf{X}_{\alpha i} = \bar{\mathbf{Y}}_\alpha - \boldsymbol{\mu}_\alpha, \\ \widehat{\Sigma}_\alpha &= \frac{1}{n_\alpha - 1} \sum_{i=1}^{n_\alpha} (\mathbf{X}_{\alpha i} - \bar{\mathbf{X}}_\alpha)(\mathbf{X}_{\alpha i} - \bar{\mathbf{X}}_\alpha)^T \\ &= \frac{1}{n_\alpha - 1} \sum_{i=1}^{n_\alpha} (\mathbf{Y}_{\alpha i} - \bar{\mathbf{Y}}_\alpha)(\mathbf{Y}_{\alpha i} - \bar{\mathbf{Y}}_\alpha)^T. \end{aligned}$$

From these expressions, together with (2.6) and (2.9), we can derive

$$\mathbb{T}_{n_0} = \sum_{\alpha, \beta} d_{\alpha\beta} \bar{\mathbf{X}}_\alpha^T \mathbf{W} \bar{\mathbf{X}}_\beta - \sum_{\alpha=1}^K d_{\alpha\alpha} \frac{\text{tr}(\mathbf{W} \widehat{\Sigma}_\alpha)}{n_\alpha} = \sum_{\alpha=1}^K d_{\alpha\alpha} \mathbf{S}_{\alpha\alpha}^0 + \sum_{\alpha \neq \beta} d_{\alpha\beta} \mathbf{S}_{\alpha\beta}^0, \quad (2.14)$$

where

$$\mathbf{S}_{\alpha\alpha}^0 = \frac{\sum_{i \neq j} \mathbf{X}_{\alpha i}^T \mathbf{W} \mathbf{X}_{\alpha j}}{n_\alpha(n_\alpha - 1)}, \quad \mathbf{S}_{\alpha\beta}^0 = \frac{\sum_{i,j} \mathbf{X}_{\alpha i}^T \mathbf{W} \mathbf{X}_{\beta j}}{n_\alpha n_\beta}. \quad (2.15)$$

Under \mathbf{H}_0 , $\mathbf{S}_n = 0$ and $\|\mathbf{D}_\theta \boldsymbol{\mu}\|^2$ is equal to 0. So T_{n_0} has the same distribution as T_n under the null hypothesis. Furthermore, we can use the expressions in (2.14) and (2.15) to study the null distribution of T_n . Let α, β and γ be different integers, then by simple calculation we can get

$$\begin{aligned} \mathbb{E}(\mathbf{S}_{\alpha\alpha}^0) &= \mathbb{E}(\mathbf{S}_{\alpha\beta}^0) = 0, \\ \text{Var}(\mathbf{S}_{\alpha\alpha}^0) &= \frac{2\text{tr}(\mathbf{W}\boldsymbol{\Sigma}_\alpha)^2}{n_\alpha(n_\alpha - 1)}, \quad \text{Var}(\mathbf{S}_{\alpha\beta}^0) = \frac{\text{tr}(\mathbf{W}\boldsymbol{\Sigma}_\alpha \mathbf{W}\boldsymbol{\Sigma}_\beta)}{n_\alpha n_\beta}, \\ \text{Cov}(\mathbf{S}_{\alpha\alpha}^0, \mathbf{S}_{\beta\beta}^0) &= \text{Cov}(\mathbf{S}_{\alpha\beta}^0, \mathbf{S}_{\beta\beta}^0) = \text{Cov}(\mathbf{S}_{\alpha\beta}^0, \mathbf{S}_{\alpha\gamma}^0) = 0. \end{aligned} \quad (2.16)$$

Therefore, under the null hypothesis, the variance of T can be given by

$$\text{Var}(T_{n_0}) = 2 \left(\sum_{\alpha=1}^K \frac{d_{\alpha\alpha}^2 \text{tr}(\mathbf{W}\boldsymbol{\Sigma}_\alpha)^2}{n_\alpha(n_\alpha - 1)} + \sum_{\alpha \neq \beta} \frac{d_{\alpha\beta}^2 \text{tr}(\mathbf{W}\boldsymbol{\Sigma}_\alpha \mathbf{W}\boldsymbol{\Sigma}_\beta)}{n_\alpha n_\beta} \right). \quad (2.17)$$

Remark 2.2 *The expression of T_n in (2.9) can quickly calculate T_n without utilizing knowledge of the U -statistic. However, the expression of T_{n_0} based on the U -statistic in (2.14) can quickly derive the variance of T_n under \mathbf{H}_0 . This makes our calculations more efficient.*

2.2 Main results

In this section, we will investigate the asymptotic normality of our test T_n . For this purpose, we impose the following assumptions:

(A1) We assume that the samples are generated from the multivariate factor model

$\mathbf{Y}_{\alpha i} = \boldsymbol{\Gamma}_\alpha \mathbf{Z}_{\alpha i} + \boldsymbol{\mu}_\alpha$ for $i = 1, \dots, n_\alpha$ and $\alpha = 1, \dots, K$, where $\boldsymbol{\Gamma}_\alpha$ is a $p \times m$ matrix with $p \leq m$ satisfying $\boldsymbol{\Gamma}_\alpha \boldsymbol{\Gamma}_\alpha^T = \boldsymbol{\Sigma}_\alpha$, and $\mathbf{Z}_{\alpha i}$ are *i.i.d.* m -dimensional vector with $\mathbb{E}(\mathbf{Z}_{\alpha i}) = 0$ and $\text{Cov}(\mathbf{Z}_{\alpha i}) = \mathbf{I}_m$. Then (2.13) can be rewritten as $\mathbf{X}_{\alpha i} = \boldsymbol{\Gamma}_\alpha \mathbf{Z}_{\alpha i}$, for $i = 1, \dots, n_\alpha$ and $\alpha = 1, \dots, K$.

(A2) Let $\mathbb{E}(z_{\alpha i s}^4) = 3 + \Delta < \infty$, where $z_{\alpha i s}$ is the s -th component of $\mathbf{Z}_{\alpha i}$ for $i = 1, \dots, n_\alpha$, $\alpha = 1, \dots, K$, and Δ is some constant. Further,

$$\mathbb{E}(z_{\alpha i s_1}^{s_1} \cdots z_{\alpha i s_r}^{s_r}) = \mathbb{E}(z_{\alpha i s_1}^{s_1}) \cdots \mathbb{E}(z_{\alpha i s_r}^{s_r}) \quad (2.18)$$

for any positive integers r and ς_s where $\sum_{s=1}^r \varsigma_s \leq 8$, s_1, \dots, s_r are distinct indices.

(A3) $n_\alpha/n \rightarrow \tau_\alpha \in (0, 1)$ as $n \rightarrow \infty$, where $\alpha = 1, \dots, K$, $n = n_1 + \dots + n_K$.

(A4) As $p \rightarrow \infty$, for any $\alpha, \beta, \gamma \in \{1, \dots, K\}$,

$$\text{tr}(\mathbf{W}\Sigma_\alpha \mathbf{W}\Sigma_\beta \mathbf{W}\Sigma_\gamma \mathbf{W}\Sigma_\beta) = o\{\text{tr}(\mathbf{W}\Sigma_\alpha \mathbf{W}\Sigma_\beta)\text{tr}(\mathbf{W}\Sigma_\gamma \mathbf{W}\Sigma_\beta)\}. \quad (2.19)$$

Remark 2.3 *The above assumptions are derived by extending the conditions in [Chen and Qin \(2010\)](#) and [Jiang et al. \(2024\)](#) to the background of our article. It shows that we do not require a clear relationship between the data dimension p and the total sample size n . Assumption (A1) and (A2) are widely used multivariate factor models in high-dimensional data analysis literature. The formula in (2.18) requires that the components of $\mathbf{Z}_{\alpha i}$ have a pseudo-independence. Assumption (A3) is the standard regularity hypothesis in high-dimensional multi-sample tests, which ensures that the group sample sizes tend proportionally to infinity. Assumption (A4) ensures the consistency and asymptotic normality of our test.*

To obtain the asymptotic normality of T_{n_0} , we need to construct square integrable martingale with zero mean. For convenience, we define $\mathbf{Y}_{m_{\alpha-1}+i} = \mathbf{W}^{1/2}\mathbf{X}_{\alpha i}$, where $m_0 = 0, m_\alpha = n_1 + \dots + n_\alpha, i = 1, \dots, n_\alpha$ and $\alpha = 1, \dots, K$. let

$$\phi_{ij} = \begin{cases} \frac{2d_{\alpha\beta}}{n_\alpha n_\beta} \mathbf{Y}_i^T \mathbf{Y}_j, & i \in \{m_{\alpha-1} + 1, \dots, m_\alpha\}, j \in \{m_{\beta-1} + 1, \dots, m_\beta\}, \alpha < \beta, \\ \frac{2d_{\alpha\alpha}}{n_\alpha(n_\alpha-1)} \mathbf{Y}_i^T \mathbf{Y}_j, & i, j \in \{m_{\alpha-1} + 1, \dots, m_\alpha\}, i < j. \end{cases} \quad (2.20)$$

Then T_{n_0} in (2.14) can be written as

$$\begin{aligned} T_{n_0} &= \sum_{\alpha=1}^K \frac{2d_{\alpha\alpha}}{n_\alpha(n_\alpha-1)} \sum_{i < j} \mathbf{X}_{\alpha i}^T \mathbf{W} \mathbf{X}_{\alpha j} + \sum_{1 \leq \alpha < \beta \leq K} \frac{2d_{\alpha\beta}}{n_\alpha n_\beta} \sum_{i,j} \mathbf{X}_{\alpha i}^T \mathbf{W} \mathbf{X}_{\beta j} \\ &= \sum_{j=2}^{m_K} \sum_{i=1}^{j-1} \phi_{ij}. \end{aligned} \quad (2.21)$$

Let $\mathbf{V}_{nj} = \sum_{i=1}^{j-1} \phi_{ij}$ and $\mathbf{S}_{nm} = \sum_{j=2}^m \sum_{i=1}^{j-1} \phi_{ij} = \sum_{j=2}^m \mathbf{V}_{nj}$, $m = 2, \dots, m_K$ and $\mathcal{F}_{nm} = \sigma\{\mathbf{Y}_1, \dots, \mathbf{Y}_m\}$, which is the σ -field generated by $\{\mathbf{Y}_1, \mathbf{Y}_2, \dots, \mathbf{Y}_m\}$. Then, we have the following lemma.

Lemma 2.1 For each n , $\{\mathbf{S}_{nm}\}_{m=1}^{m_K}$ is a zero mean, square integrable martingale about the filtration $\{\mathcal{F}_{nm}\}_{m=1}^{m_K}$.

Let $\mathbf{V}_{n1} = 0$, $\mathcal{F}_{n0} = \{\emptyset, \Omega\}$, and $\sigma(\mathbb{T}_{n0}) = \sqrt{\text{Var}(\mathbb{T}_{n0})}$. To facilitate the proof of asymptotic normality of \mathbb{T}_{n0} , we derive the following lemmas.

Lemma 2.2 Under Assumption (A1)-(A4), for $i \in \{m_{\gamma-1} + 1, \dots, m_\gamma\}$, we have

$$\begin{aligned} & E(\mathbf{Y}_i^T \mathbf{W}^{1/2} \Sigma_\alpha \mathbf{W}^{1/2} \mathbf{Y}_i \mathbf{Y}_i^T \mathbf{W}^{1/2} \Sigma_\beta \mathbf{W}^{1/2} \mathbf{Y}_i) \\ & \leq \text{tr}(\mathbf{W} \Sigma_\alpha \mathbf{W} \Sigma_\gamma) \text{tr}(\mathbf{W} \Sigma_\beta \mathbf{W} \Sigma_\gamma) + (2 + \Delta) \text{tr}(\mathbf{W} \Sigma_\alpha \mathbf{W} \Sigma_\gamma \mathbf{W} \Sigma_\beta \mathbf{W} \Sigma_\gamma). \end{aligned} \quad (2.22)$$

Furthermore, for $i \in \{m_{\alpha-1} + 1, \dots, m_\alpha\}$, $j \in \{m_{\beta-1} + 1, \dots, m_\beta\}$, $k \in \{m_{\gamma-1} + 1, \dots, m_\gamma\}$, where $i \neq j$, $k \neq i$, and $k \neq j$, we have $E((\mathbf{Y}_i^T \mathbf{Y}_k)^2 (\mathbf{Y}_j^T \mathbf{Y}_k)^2)$ not greater than the right-hand side of (2.22).

Lemma 2.3 Under Assumption (A1)-(A4), for $i \in \{m_{\alpha-1} + 1, \dots, m_\alpha\}$, $j \in \{m_{\beta-1} + 1, \dots, m_\beta\}$, and $i \neq j$, we have

$$E(\mathbf{Y}_i^T \mathbf{Y}_j)^4 \leq (3 + \Delta) \text{tr}^2(\mathbf{W} \Sigma_\alpha \mathbf{W} \Sigma_\beta) + (3 + \Delta)(2 + \Delta) \text{tr}(\mathbf{W} \Sigma_\alpha \mathbf{W} \Sigma_\beta)^2. \quad (2.23)$$

Lemma 2.4 Under Assumption (A1)-(A4), we have

$$\begin{aligned} & \text{Var} \left(\sum_{j=m_{\alpha-1}+1}^{m_\alpha} E(\mathbf{V}_{nj}^2 | \mathcal{F}_{n,j-1}) \right) = o(\sigma^4(\mathbb{T}_{n0})), \quad \alpha = 1, \dots, K, \\ & \sum_{j=1}^n E(\mathbf{V}_{nj}^2 | \mathcal{F}_{n,j-1}) / \sigma^2(\mathbb{T}_{n0}) \xrightarrow{p} 1, \quad \sum_{j=1}^n E(\mathbf{V}_{nj}^4) = o(\sigma^4(\mathbb{T}_{n0})). \end{aligned} \quad (2.24)$$

Based on these lemmas and the martingale difference central limit theorem, we can establish the asymptote normality of \mathbb{T}_{n0} in the following theorem.

Theorem 2.2 Under Assumption (A1)-(A4), as $n, p \rightarrow \infty$,

$$\frac{\mathbb{T}_{n0}}{\sigma(\mathbb{T}_{n0})} \xrightarrow{d} N(0, 1).$$

In order to construct a test procedure, we need to derive the ratio-consistent estimator of $\sigma^2(\mathbb{T}_{n0})$. Obviously the unbiased estimator of $\text{tr}(\mathbf{W} \Sigma_\alpha \mathbf{W} \Sigma_\beta)$ can be given by $\text{tr}(\widehat{\mathbf{W} \Sigma_\alpha} \widehat{\mathbf{W} \Sigma_\beta})$. Since the estimator for $\text{tr}(\mathbf{W} \Sigma_\alpha)^2$ proposed by [Chen and Qin \(2010\)](#) is

biased as indicated by Feng et al. (2015), We use the unbiased estimator method proposed by Himeno and Yamada (2014) for $\text{tr}(\mathbf{W}\Sigma_\alpha)^2$ to derive the unbiased estimator of $\text{tr}(\mathbf{W}\Sigma_\alpha)^2$. Using the idea of replacing \mathbf{Y} with $\mathbf{W}^{1/2}\mathbf{Y}$, we provide an unbiased estimator of $\text{tr}(\mathbf{W}\Sigma_\alpha)^2$ by

$$\text{tr}(\widehat{\mathbf{W}\Sigma_\alpha})^2 = \frac{n_\alpha - 1}{n_\alpha(n_\alpha - 2)(n_\alpha - 3)} \left((n_\alpha - 1)(n_\alpha - 2)\text{tr}(\mathbf{W}\widehat{\Sigma}_\alpha)^2 + \text{tr}^2(\mathbf{W}\widehat{\Sigma}_\alpha) - n_\alpha \mathbf{Q}_\alpha \right),$$

where $\mathbf{Q}_\alpha = (n_\alpha - 1)^{-1} \sum_{i=1}^{n_\alpha} \|\mathbf{W}^{1/2}(\mathbf{Y}_{\alpha i} - \bar{\mathbf{Y}}_\alpha)\|^4$. Thus, from (2.17), the unbiased estimator of $\sigma^2(\mathbb{T}_{n_0})$ can be given by

$$\widehat{\sigma}^2(\mathbb{T}_{n_0}) = 2 \left(\sum_{\alpha=1}^K \frac{d_{\alpha\alpha}^2 \text{tr}(\widehat{\mathbf{W}\Sigma}_\alpha)^2}{n_\alpha(n_\alpha - 1)} + \sum_{\alpha \neq \beta} \frac{d_{\alpha\beta}^2 \text{tr}(\widehat{\mathbf{W}\Sigma}_\alpha \widehat{\mathbf{W}\Sigma}_\beta)}{n_\alpha n_\beta} \right). \quad (2.25)$$

The advantage of equation (2.25) is that we can quickly calculate the variance estimator of our test statistic without utilizing knowledge of the U-statistic. Further, we prove that our proposed unbiased estimators are ratio-consistent, as shown in the following theorem.

Theorem 2.3 *Under Assumption (A1)-(A4), as $n, p \rightarrow \infty$, for $\alpha, \beta = 1, \dots, K, \alpha \neq \beta$, we have*

$$\frac{\text{tr}(\widehat{\mathbf{W}\Sigma}_\alpha)^2}{\text{tr}(\mathbf{W}\Sigma_\alpha)^2} \xrightarrow{p} 1, \quad \frac{\text{tr}(\widehat{\mathbf{W}\Sigma}_\alpha \widehat{\mathbf{W}\Sigma}_\beta)}{\text{tr}(\mathbf{W}\Sigma_\alpha \mathbf{W}\Sigma_\beta)} \xrightarrow{p} 1, \quad \frac{\widehat{\sigma}^2(\mathbb{T}_{n_0})}{\sigma^2(\mathbb{T}_{n_0})} \xrightarrow{p} 1.$$

Furthermore, by Theorem 2.2, Theorem 2.3, and Slutsky's theorem, under Assumption (A1)-(A4) and H_0 , as $n, p \rightarrow \infty$, we have $\frac{\mathbb{T}_n}{\widehat{\sigma}(\mathbb{T}_{n_0})} \xrightarrow{p} N(0, 1)$, where $\widehat{\sigma}(\mathbb{T}_{n_0}) = \sqrt{\widehat{\sigma}^2(\mathbb{T}_{n_0})}$.

Next, we will investigate the asymptotic power of \mathbb{T}_n . From (2.11), we have $\mathbb{T}_n = \mathbb{T}_{n_0} + 2\mathbf{S}_n + \|\mathbf{D}_\theta \boldsymbol{\mu}\|^2$, where \mathbb{T}_{n_0} has the same distribution as \mathbb{T}_n under H_0 , and $\mathbf{S}_n = (\mathbf{D}_\theta \boldsymbol{\mu})^T \mathbf{D}_\theta (\hat{\boldsymbol{\mu}} - \boldsymbol{\mu})$. By calculation, we have

$$\begin{aligned} \text{Var}(\mathbf{S}_n) &= (\mathbf{D}_\theta \boldsymbol{\mu})^T \mathbf{D}_\theta \text{diag} \left(\frac{\boldsymbol{\Sigma}_1}{n_1}, \dots, \frac{\boldsymbol{\Sigma}_K}{n_K} \right) \mathbf{D}_\theta^T (\mathbf{D}_\theta \boldsymbol{\mu}) \\ &= \sum_{\alpha=1}^K \sum_{\beta=1}^K \sum_{\gamma=1}^K \frac{d_{\alpha\beta} d_{\beta\gamma} \boldsymbol{\mu}_\alpha^T \mathbf{W} \boldsymbol{\Sigma}_\beta \mathbf{W} \boldsymbol{\mu}_\gamma}{n_\beta}. \end{aligned} \quad (2.26)$$

Furthermore, to obtain the asymptotic power of \mathbb{T}_n under the non-null hypothesis, we use the following condition

$$\text{Var}(\mathbf{S}_n) = o(\sigma^2(\mathbb{T}_{n_0})), \quad (2.27)$$

which describes the situation where the information in local alternative is relatively small compared to the variance of T under the null hypothesis. That is, $|\text{Var}(T_n) - \text{Var}(T_{n_0})| \rightarrow 0$ as $n \rightarrow \infty$. Therefore, we can easily obtain the asymptotic power of T_n , which is given in the following theorem.

Theorem 2.4 *Under Assumption (A1)-(A4) and (2.17) as $n, p \rightarrow \infty$, we have*

$$P\left(\frac{T_n}{\widehat{\sigma}(T_{n_0})} \geq z_\alpha\right) = \Phi\left(-z_\alpha + \frac{\|\mathbf{D}_\theta \boldsymbol{\mu}\|^2}{\sigma(T_{n_0})}\right) (1 + o(1)), \quad (2.28)$$

where z_α and $\Phi(\cdot)$ denote the upper 100α percentile and the cumulative distribution function of the standard normal distribution, respectively.

Remark 2.4 *The asymptotic power of T_n proposed by us is mainly determined by $\frac{\|\mathbf{D}_\theta \boldsymbol{\mu}\|^2}{\sigma(T_{n_0})}$. If this ratio is positive, the asymptotic power will be extraordinary, and if this ratio tends towards ∞ , the asymptotic power will tend towards 1.*

3 Simulation study

In this section, we will evaluate the performance of our proposed test T_{New} through two simulation studies. Simulation 1 and Simulation 2 respectively aim to compare the performance of our test with three existing tests for one-way MANOVA and GLHT problems under different configurations. For convenience, we use T_Z , T_{ZZG} , and T_{ZZ} to represent the tests of Zhou et al. (2017), Zhang et al. (2022), and Zhang and Zhu (2022a), respectively.

Further, in all simulations, these K high-dimensional samples are generated using the factor model in Assumption (A1):

$$\mathbf{Y}_{\alpha i} = \boldsymbol{\Gamma}_\alpha \mathbf{Z}_{\alpha i} + \boldsymbol{\mu}_\alpha \quad \text{for } i = 1, \dots, n_\alpha \quad \text{and } \alpha = 1, \dots, K,$$

where $\mathbf{Z}_{\alpha i} = (z_{\alpha i 1}, \dots, z_{\alpha i p})^T$ and $z_{\alpha i k}, k = 1, 2, \dots, p$ is i.i.d. and generated from the following three distributions:

Model 1: standard normal distribution $\mathcal{N}(0, 1)$.

Model 2: standardized t distribution $t_4/\sqrt{2}$.

Model 3: standardized chi-square distribution $(\chi_1^2 - 1)/\sqrt{2}$.

The empirical size and power of all simulations are calculated from 2000 replicates performed at the normal level $\alpha = 0.05$. In the simulation, we set $K = 4$, sample size $\mathbf{n} = (n_1, n_2, n_3, n_4) = (20, 30, 45, 50), (35, 60, 80, 90), (40, 70, 100, 120)$ and data dimension $p = 100, 200, 300, 400, 500$. For the tuning parameter of our test, we take $\alpha_1 = \alpha_2 = \dots = \alpha_p = 2p^{-3/8}$ and $\beta_i = \sqrt{2}(p+i)/p, i = 1, 2, \dots, p$. For the null hypothesis, we assume $\boldsymbol{\mu}_1 = \boldsymbol{\mu}_2 = \boldsymbol{\mu}_3 = \boldsymbol{\mu}_4 = 0$. For the alternative hypothesis, we choose $\boldsymbol{\mu}_1 = \boldsymbol{\mu}_2 = \boldsymbol{\mu}_3 = 0$ and $\boldsymbol{\mu}_4$ has $\lceil p^{1-t} \rceil$ non-zero terms of equal value $\sqrt{2r(1/n_1 + 1/n_2 + 1/n_3 + 1/n_4) \log_{10} p}$, where $r > 0$ is to control signal strength and $t \in [0, 1]$ is to adjust signal sparsity. In all simulations, we take $r = 0.03, 0.06, 0.09, 0.12$ and $t = 0.1, 0.15, 0.2, 0.25$.

In this section, we only display the simulation results for sample size $\mathbf{n} = (20, 30, 45, 50)$, and the simulation results for the other two sample sizes are included in the supplementary materials

In Simulation 1, we compare the simulation results of our test and the three competing tests T_Z, T_{ZZG} , and T_{ZZ} for the MANOVA problem. For the covariance matrices $\boldsymbol{\Sigma}_1, \boldsymbol{\Sigma}_2, \boldsymbol{\Sigma}_3$ and $\boldsymbol{\Sigma}_4$, we consider the following two cases respectively:

$$\text{Case 1: } \boldsymbol{\Sigma}_1 = \boldsymbol{\Sigma}_2 = \boldsymbol{\Sigma}_3 = \boldsymbol{\Sigma}_4 = 3\mathbf{I}_{p \times p}.$$

$$\text{Case 2: } \boldsymbol{\Sigma}_1 = (0.4^{|i-j|})_{p \times p}, \boldsymbol{\Sigma}_2 = 2\boldsymbol{\Sigma}_1, \boldsymbol{\Sigma}_3 = 1.5\boldsymbol{\Sigma}_1, \boldsymbol{\Sigma}_4 = 4\boldsymbol{\Sigma}_1.$$

Tables 1 and 2 and Figures 1-6 respectively display the empirical size and power of the four tests in Simulation 1 under two different cases. From Tables 1 and 2, it can be seen that under Model 1, the size of all tests are close to the normal level $\alpha = 0.05$. Under Model 2 and 3, the size of T_{New} and T_Z are close to the normal level of 0.05, while most of the size of T_{ZZG} and T_{ZZ} are close to 0.04. As can be seen from Figure 1-6, the power of our test is significantly greater than that of the other three tests, and the power of T_Z, T_{ZZG} and T_{ZZ} is close. When we fix t , the power of all four tests increases as r increases. When we fix r , as t increases, the power of all tests decreases and the difference between T_{New} and the other three tests becomes smaller. It shows that our test for sparse alternatives is more powerful than the other three tests.

Table 1 Empirical sizes of T_{New} , T_Z , T_{ZZG} and T_{ZZ} in Case 1.

n	p	$z_{aik} \stackrel{i.i.d.}{\sim} \mathcal{N}(0,1)$				$z_{aik} \stackrel{i.i.d.}{\sim} (t_4/\sqrt{2})$				$z_{aik} \stackrel{i.i.d.}{\sim} (\chi_1^2 - 1)/\sqrt{2}$			
		T_{New}	T_Z	T_{ZZG}	T_{ZZ}	T_{New}	T_Z	T_{ZZG}	T_{ZZ}	T_{New}	T_Z	T_{ZZG}	T_{ZZ}
(20,30,45,50)	100	0.0545	0.0575	0.0545	0.0510	0.0550	0.0575	0.0385	0.0325	0.0510	0.0555	0.0365	0.0335
	200	0.0480	0.0470	0.0455	0.0445	0.0525	0.0540	0.0375	0.0335	0.0560	0.0605	0.0410	0.0365
	300	0.0535	0.0545	0.0540	0.0515	0.0545	0.0565	0.0370	0.0320	0.0525	0.0540	0.0350	0.0335
	400	0.0530	0.0485	0.0490	0.0465	0.0550	0.0595	0.0380	0.0340	0.0495	0.0470	0.0340	0.0310
	500	0.0500	0.0550	0.0560	0.0535	0.0535	0.0555	0.0365	0.0320	0.0525	0.0565	0.0325	0.0315

Table 2 Empirical sizes of T_{New} , T_Z , T_{ZZG} and T_{ZZ} in Case 2.

n	p	$z_{aik} \stackrel{i.i.d.}{\sim} \mathcal{N}(0,1)$				$z_{aik} \stackrel{i.i.d.}{\sim} (t_4/\sqrt{2})$				$z_{aik} \stackrel{i.i.d.}{\sim} (\chi_1^2 - 1)/\sqrt{2}$			
		T_{New}	T_Z	T_{ZZG}	T_{ZZ}	T_{New}	T_Z	T_{ZZG}	T_{ZZ}	T_{New}	T_Z	T_{ZZG}	T_{ZZ}
(20,30,45,50)	100	0.0505	0.0600	0.0590	0.0575	0.0515	0.0630	0.0430	0.0405	0.0575	0.0595	0.0440	0.0415
	200	0.0575	0.0605	0.0590	0.0570	0.0510	0.0585	0.0480	0.0455	0.0555	0.0595	0.0455	0.0435
	300	0.0480	0.0445	0.0435	0.0410	0.0540	0.0560	0.0420	0.0390	0.0535	0.0550	0.0435	0.0410
	400	0.0550	0.0570	0.0565	0.0540	0.0535	0.0510	0.0375	0.0350	0.0530	0.0565	0.0430	0.0400
	500	0.0570	0.0580	0.0570	0.0545	0.0555	0.0535	0.0415	0.0380	0.0510	0.0535	0.0460	0.0445

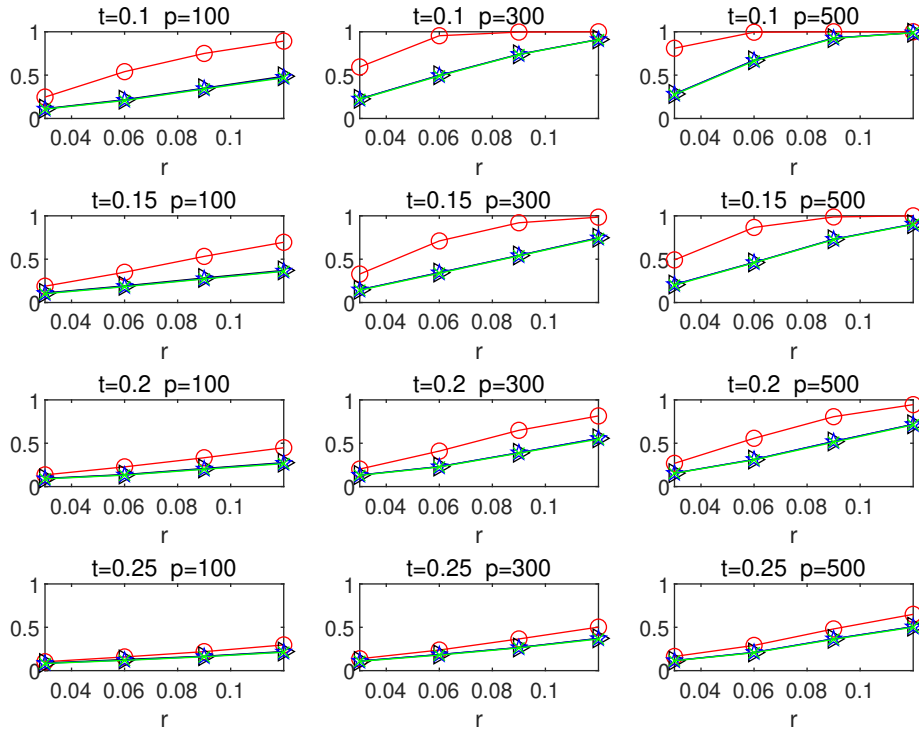


Figure 1. For Case 1, under different values of r and t , the empirical power of the four tests when $Z_{\alpha i} \sim N(0, 1)$, and $(n_1, n_2, n_3, n_4) = (20, 30, 45, 50)$. (T_{New} : red; T_Z : black; T_{ZZG} : blue; T_{ZZ} : green)

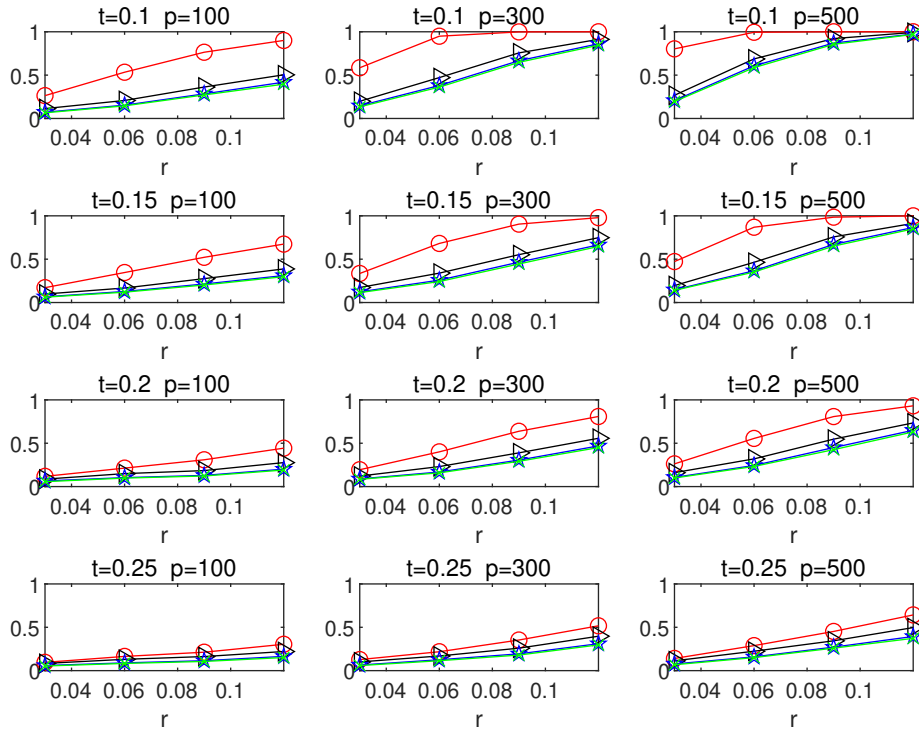


Figure 2. For Case 1, under different values of r and t , the empirical power of the four tests when $Z_{\alpha i} \sim t_4/\sqrt{2}$, and $(n_1, n_2, n_3, n_4) = (20, 30, 45, 50)$. (T_{New} : red; T_Z : black; T_{ZZG} : blue; T_{ZZ} : green)

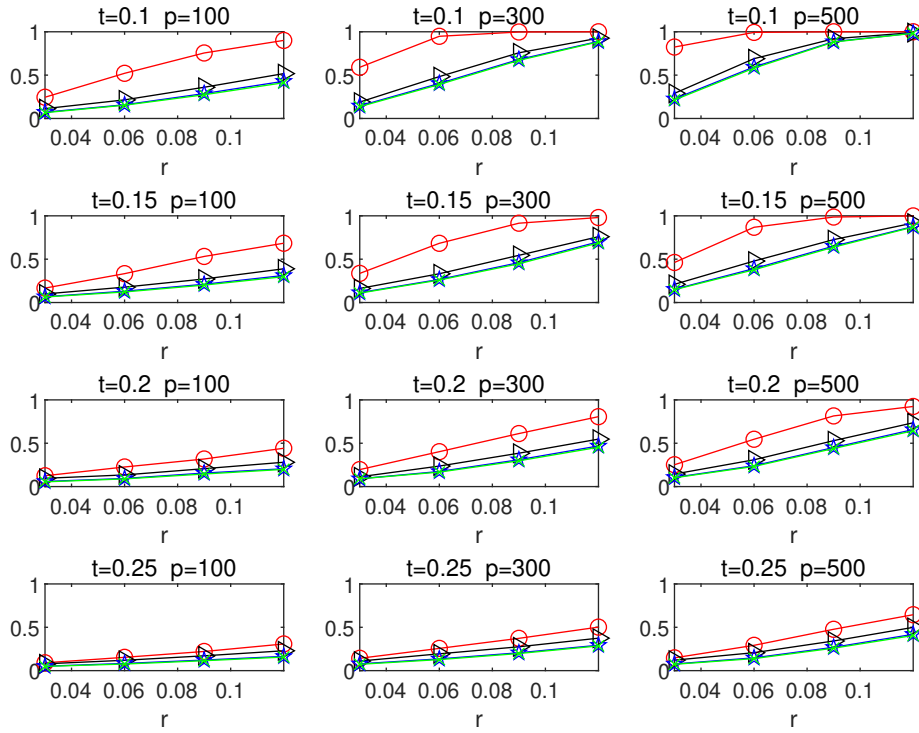


Figure 3. For Case 1, under different values of r and t , the empirical power of the four tests when $Z_{\alpha_i} \sim (\chi_1^2 - 1)/\sqrt{2}$, and $(n_1, n_2, n_3, n_4) = (20, 30, 45, 50)$. (T_{New} : red; T_Z : black; T_{ZZG} : blue; T_{ZZ} : green)

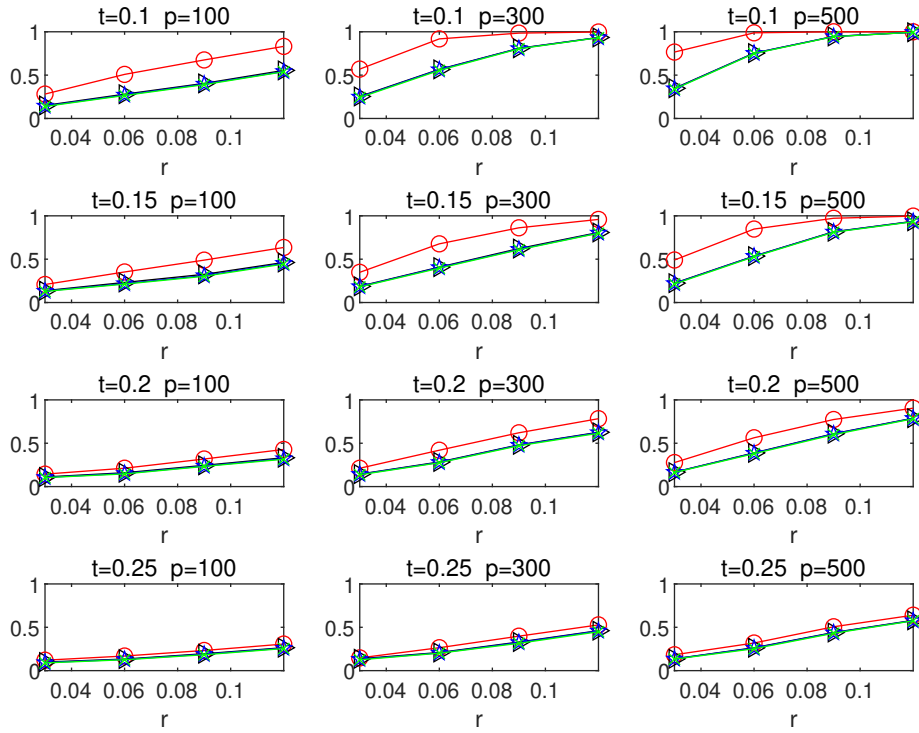


Figure 4. For Case 2, under different values of r and t , the empirical power of the four tests when $Z_{\alpha i} \sim N(0, 1)$, and $(n_1, n_2, n_3, n_4) = (20, 30, 45, 50)$. (T_{New} : red; T_Z : black; T_{ZZG} : blue; T_{ZZ} : green)

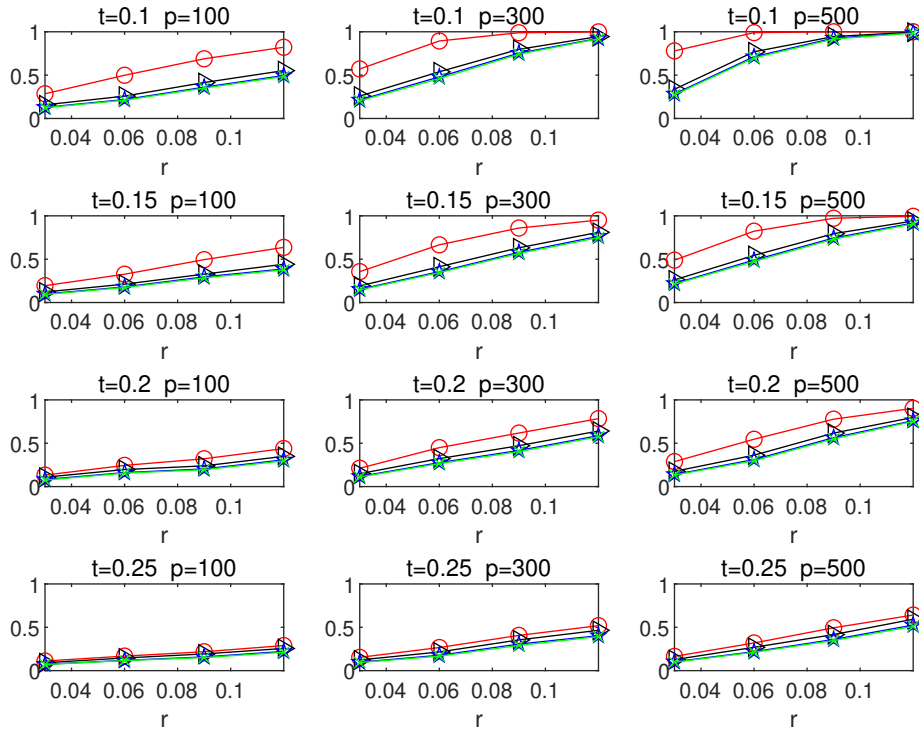


Figure 5. For Case 2, under different values of r and t , the empirical power of the four tests when $Z_{\alpha i} \sim t_4/\sqrt{2}$, and $(n_1, n_2, n_3, n_4) = (20, 30, 45, 50)$. (T_{New} : red; T_Z : black; T_{ZZG} : blue; T_{ZZ} : green)

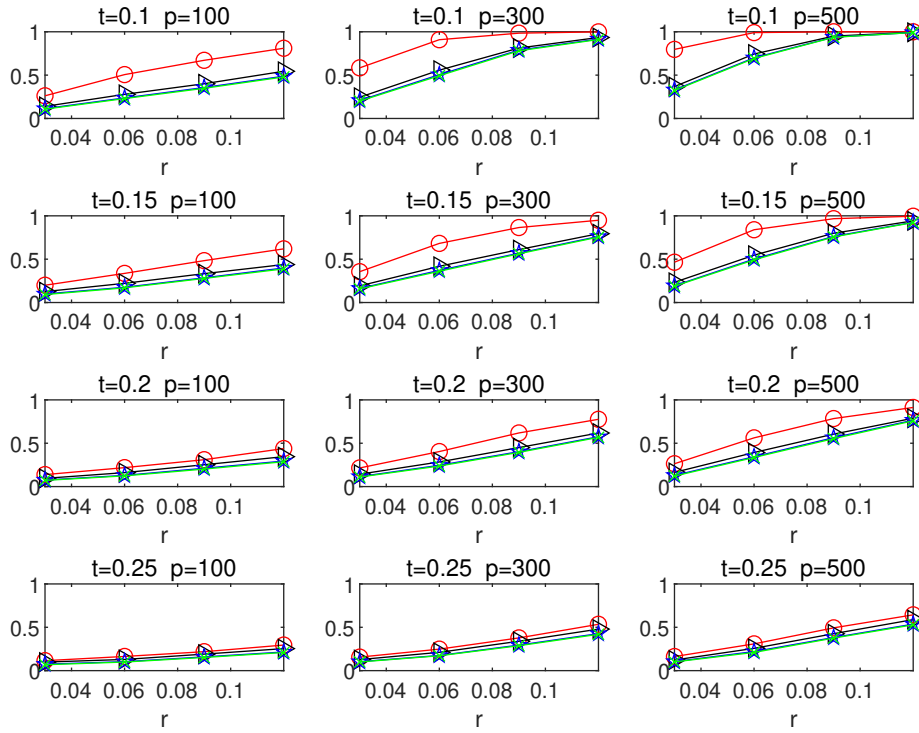


Figure 6. For Case 2, under different values of r and t , the empirical power of the four tests when $Z_{\alpha_i} \sim (\chi_1^2 - 1)/\sqrt{2}$, and $(n_1, n_2, n_3, n_4) = (20, 30, 45, 50)$. (T_{New} : red; T_Z : black; T_{ZZG} : blue; T_{ZZ} : green)

In Simulation 2, we consider simulating the performance of four tests for GLHT problems. We chose the following special linear hypothesis:

$$H_0 : 2\boldsymbol{\mu}_1 - 2\boldsymbol{\mu}_2 - \boldsymbol{\mu}_3 + 3\boldsymbol{\mu}_4 = \mathbf{0}. \quad (3.1)$$

Therefore, we set $\tilde{\mathbf{G}} = (2\mathbf{e}_{1,K} - 2\mathbf{e}_{2,K} - \mathbf{e}_{3,K} + 3\mathbf{e}_{4,K})$ where $\mathbf{e}_{I,K}$ represents the K -dimensional unit vector with the I -th term being 1 and the other terms being 0. For the group covariance matrix, we have adopted the following two cases:

Case 3: $\boldsymbol{\Sigma}_1 = \boldsymbol{\Sigma}_2 = \boldsymbol{\Sigma}_3 = \boldsymbol{\Sigma}_4 = 4\mathbf{I}_{p \times p}$.

Case 4: $\boldsymbol{\Sigma}_1 = (0.5^{|i-j|})_{p \times p}$, $\boldsymbol{\Sigma}_2 = 1.5\boldsymbol{\Sigma}_1$, $\boldsymbol{\Sigma}_3 = 2.5\boldsymbol{\Sigma}_1$, $\boldsymbol{\Sigma}_4 = 3\boldsymbol{\Sigma}_1$.

In Case 3 and 4, the results of the four tests for Simulation 2 are shown in Table 3, 4 and Figure 7-12 respectively. According to Table 3 and 4, we can see that the size of T_{New} and T_Z is well controlled, both around 0.05. The size of T_{ZZG} and T_{ZZ} is better controlled in Case 4 than in Case 3. As shown in Figure 7-12, the power of all tests increases as dimension p and signal strength r increase, while the power of all tests decreases as t increases. However, the power of T_{New} is always the largest.

In all simulations, our test T_{New} performed well. Furthermore, some simulation results (provided in the supplementary materials) also indicate that our testing performance is good for different sample sizes \mathbf{n} .

Table 3 Empirical sizes of T_{New} , T_Z , T_{ZZG} and T_{ZZ} in Case 3.

\mathbf{n}	p	$z_{aik} \stackrel{i.i.d.}{\sim} \mathcal{N}(0,1)$				$z_{aik} \stackrel{i.i.d.}{\sim} (t_4/\sqrt{2})$				$z_{aik} \stackrel{i.i.d.}{\sim} (\chi_1^2 - 1)/\sqrt{2}$			
		T_{New}	T_Z	T_{ZZG}	T_{ZZ}	T_{New}	T_Z	T_{ZZG}	T_{ZZ}	T_{New}	T_Z	T_{ZZG}	T_{ZZ}
(20,30,45,50)	100	0.0520	0.0570	0.0495	0.0470	0.0520	0.0695	0.0490	0.0450	0.0565	0.0530	0.0375	0.0365
	200	0.0500	0.0440	0.0400	0.0390	0.0530	0.0540	0.0445	0.0420	0.0540	0.0555	0.0420	0.0395
	300	0.0535	0.0495	0.0470	0.0445	0.0525	0.0515	0.0395	0.0360	0.0510	0.0555	0.0385	0.0370
	400	0.0525	0.0460	0.0420	0.0415	0.0505	0.0460	0.0330	0.0310	0.0520	0.0505	0.0380	0.0355
	500	0.0495	0.0510	0.0505	0.0500	0.0540	0.0525	0.0425	0.0395	0.0550	0.0560	0.0425	0.0395

Table 4 Empirical sizes of T_{New} , T_Z , T_{ZZG} and T_{ZZ} in Case 4.

n	p	$z_{aik} \stackrel{i.i.d}{\sim} \mathcal{N}(0,1)$				$z_{aik} \stackrel{i.i.d}{\sim} (t_4/\sqrt{2})$				$z_{aik} \stackrel{i.i.d}{\sim} (\chi_1^2 - 1)/\sqrt{2}$			
		T_{New}	T_Z	T_{ZZG}	T_{ZZ}	T_{New}	T_Z	T_{ZZG}	T_{ZZ}	T_{New}	T_Z	T_{ZZG}	T_{ZZ}
(20,30,45,50)	100	0.0480	0.0525	0.0445	0.0440	0.0540	0.0525	0.0405	0.0400	0.0595	0.0550	0.0435	0.0430
	200	0.0515	0.0560	0.0500	0.0490	0.0525	0.0605	0.0480	0.0465	0.0560	0.0610	0.0515	0.0505
	300	0.0585	0.0590	0.0570	0.0565	0.0530	0.0545	0.0425	0.0415	0.0490	0.0515	0.0420	0.0400
	400	0.0550	0.0560	0.0490	0.0485	0.0510	0.0475	0.0400	0.0395	0.0525	0.0620	0.0535	0.0530
	500	0.0555	0.0525	0.0490	0.0480	0.0505	0.0515	0.0430	0.0425	0.0505	0.0530	0.0460	0.0450

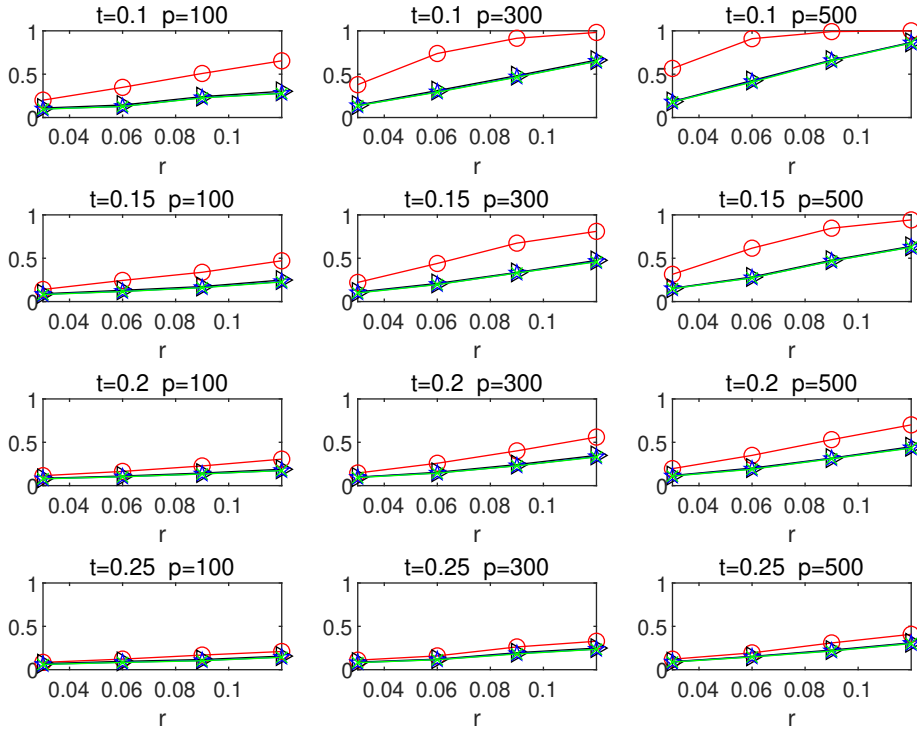


Figure 7. For Case 3, under different values of r and t , the empirical power of the four tests when $Z_{\alpha i} \sim N(0, 1)$, and $(n_1, n_2, n_3, n_4) = (20, 30, 45, 50)$. (T_{New} : red; T_Z : black; T_{ZZG} : blue; T_{ZZ} : green)

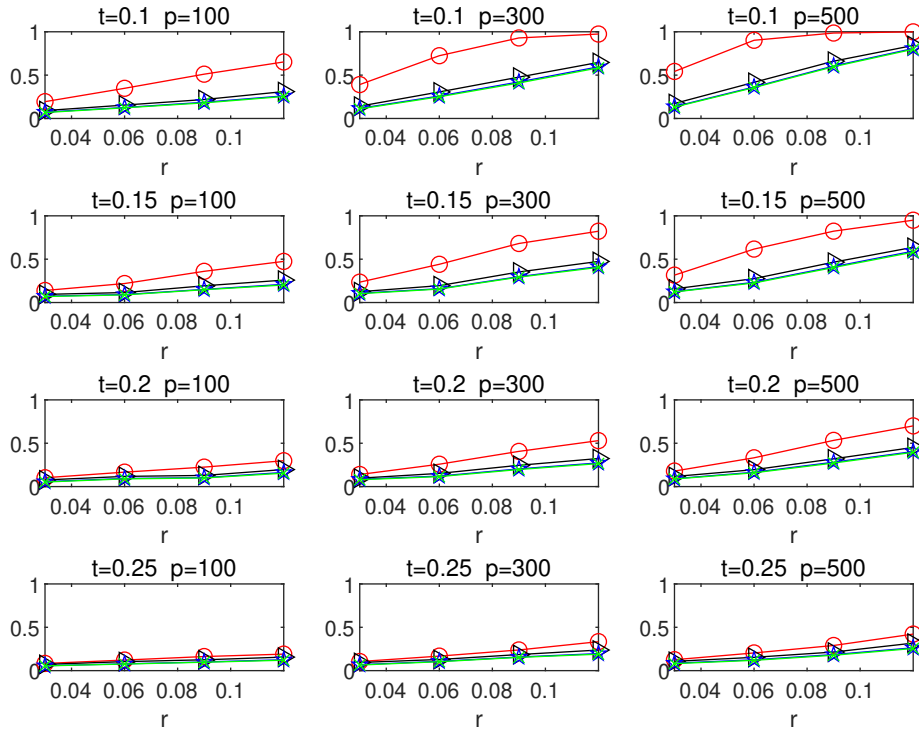


Figure 8. For Case 3, under different values of r and t , the empirical power of the four tests when $Z_{\alpha i} \sim t_4/\sqrt{2}$, and $(n_1, n_2, n_3, n_4) = (20, 30, 45, 50)$. (T_{New} : red; T_Z : black; T_{ZZG} : blue; T_{ZZ} : green)

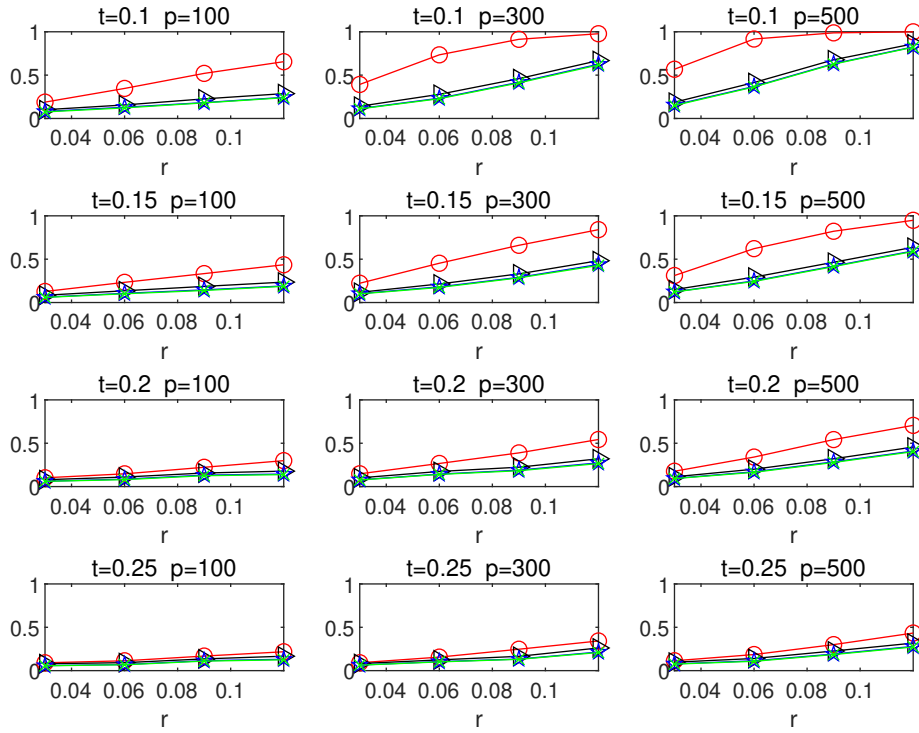


Figure 9. For Case 3, under different values of r and t , the empirical power of the four tests when $Z_{\alpha_i} \sim (\chi_1^2 - 1)/\sqrt{2}$, and $(n_1, n_2, n_3, n_4) = (20, 30, 45, 50)$. (T_{New} : red; T_Z : black; T_{ZZG} : blue; T_{ZZ} : green)

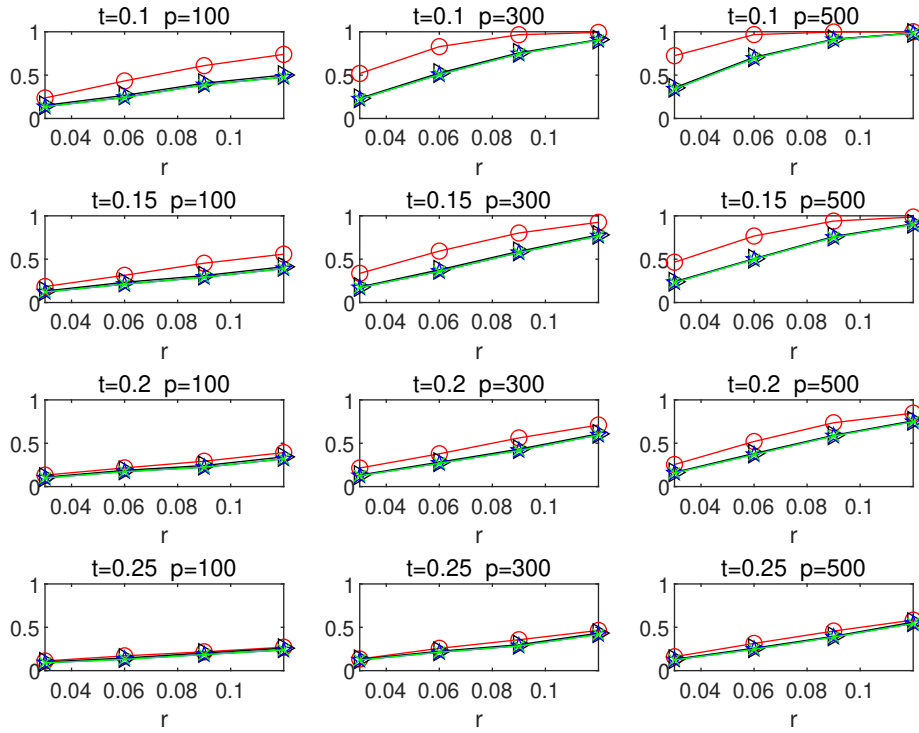


Figure 10. For Case 4, under different values of r and t , the empirical power of the four tests when $Z_{\alpha i} \sim N(0, 1)$, and $(n_1, n_2, n_3, n_4) = (20, 30, 45, 50)$. (T_{New} : red; T_Z : black; T_{ZZG} : blue; T_{ZZ} : green)

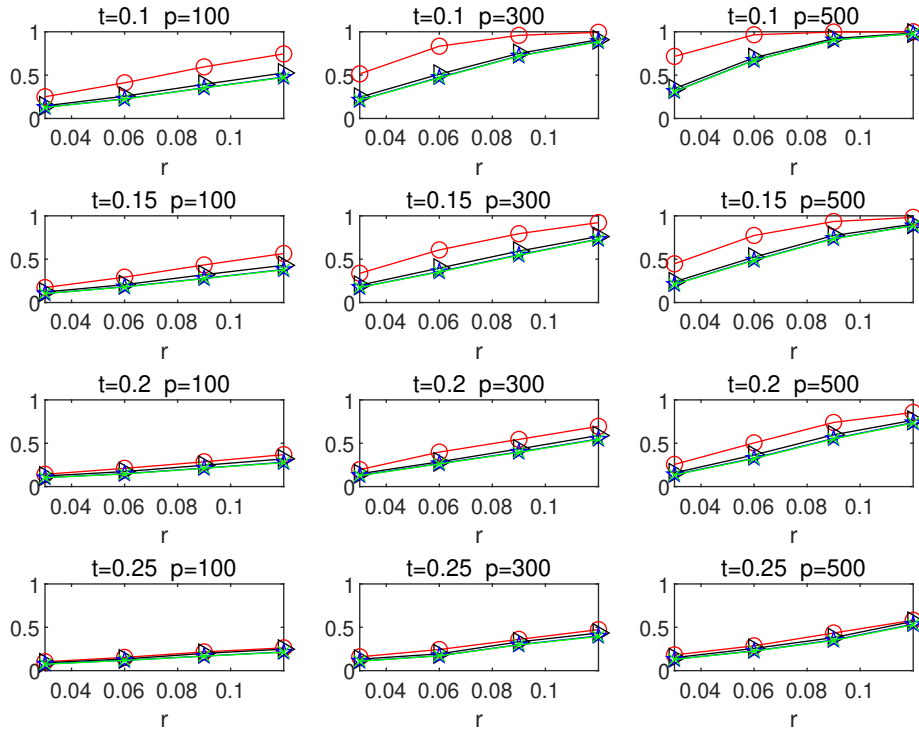


Figure 11. For Case 4, under different values of r and t , the empirical power of the four tests when $Z_{\alpha i} \sim t_4/\sqrt{2}$, and $(n_1, n_2, n_3, n_4) = (20, 30, 45, 50)$. (T_{New} : red; T_Z : black; T_{ZZG} : blue; T_{ZZ} : green)

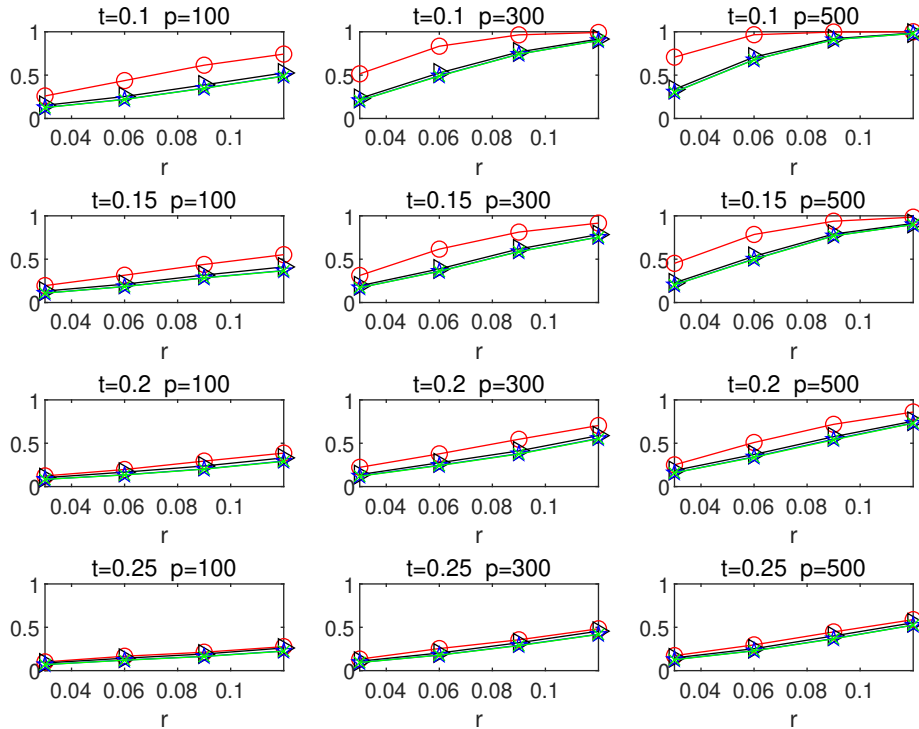


Figure 12. For Case 4, under different values of r and t , the empirical power of the four tests when $Z_{\alpha i} \sim (\chi_1^2 - 1)/\sqrt{2}$, and $(n_1, n_2, n_3, n_4) = (20, 30, 45, 50)$. (T_{New} : red; T_Z : black; T_{ZZG} : blue; T_{ZZ} : green)

4 A Real Data Example

In this section, we will analyze the data of the human corneal surface. For a detailed explanation of these data, please refer to [Locantore et al. \(1999\)](#). After data processing, [Zhou et al. \(2017\)](#) obtained 150 corneal surface datasets, each with a length of 2000. These data were divided into four groups. The normal cornea group consisted of 43 healthy corneas. The other three groups were abnormal corneas: unilateral suspect, suspect map and clinical keratoconus groups. They consisted of 14, 21 and 72 corneas, respectively. Based on these datasets, [Zhou et al. \(2017\)](#) applied them to the GLHT problem, while [Zhang and Zhu \(2022b\)](#) applied it to the k -nearest neighbors classifier. Here, we apply these data sets to the methods of T_{New} , T_Z , T_{ZZG} and T_{ZZ} to compare the performance of our tests.

Firstly, we conduct data simulation for the one-way MANOVA problem. The simulation results are presented in Table 5. According to Table 5, the p -values of all four tests are far below the significance level of 0.05, and the p -value of the test proposed by us is the smallest. Therefore, we have sufficient reasons to reject the null hypothesis.

Table 5 Simulation results of corneal data set for one-way MANOVA problem

Method	T_{New}	T_Z	T_{ZZG}	T_{ZZ}
Statistic	15.8946	0.8080	159.7330	121.1992
p -value	0	1.1768×10^{-10}	2.5771×10^{-4}	3.6852×10^{-4}
d.f	—	—	6.1652	6.0231

Secondly, since the MANOVA question is rejected, it is meaningful for us to test the GLHT question. Therefore, we consider testing the following special linear hypothesis:

$$H_0 : 9\boldsymbol{\mu}_1 - 8\boldsymbol{\mu}_2 + \boldsymbol{\mu}_3 - \boldsymbol{\mu}_4 = \mathbf{0}. \quad (4.1)$$

The simulation results are arranged in Table 6. As shown in Table 6, all tests reject the hypothesis of (4.1). In particular, the p -value of our test is minimal, which indicates that our proposed test procedure has sufficient evidence to reject the hypothesis.

Table 6 Simulation results of corneal data set for linear combination of means problem.

Method	T_{New}	T_Z	T_{ZZG}	T_{ZZ}
Statistic	14.2839	0.5918	186.3890	88.7640
p -value	0	5.0782×10^{-13}	1.9094×10^{-6}	0.0014
d.f	—	—	2.0432	1.5338

Since the four corneal datasets have significantly different mean corneal surfaces, we are now interested in testing whether any two corneal datasets have the same mean corneal surface. We use “Nor”, “Uni”, “Sus” and “Cli” to represent normal cornea group, unilateral suspect cornea group, suspect map cornea group, and clinical keratoconus cornea group, respectively. Table 7 shows the p -values of four tests under the six contrast tests. From Table 7, it can be concluded that all tests are significant for the contrast tests of Sus vs Cli and Nor vs Cli. Except for Uni vs Sus and Uni vs Nor, T_{New} reject the other four contrast tests. However, T_Z and T_{ZZ} are not significant for Uni vs Sus, Uni

vs Nor, Uni vs Cli and Sus vs Nor. T_{ZZG} is significant for the other five contrast tests outside of Uni vs Sus, but in all six contrast tests, his approximate degrees of freedom (not shown in Table 7) are less than 3.

Table 7 p -values for some contrast tests on the corneal datasets.

Test	T_{New}	T_Z	T_{ZZG}	T_{ZZ}
Uni vs Sus	0.4447	0.7604	0.6577	0.6717
Uni vs Nor	0.8694	0.8110	0	0.7527
Uni vs Cli	1.5508×10^{-5}	0.1591	0	0.1634
Sus vs Nor	4.0601×10^{-5}	0.1052	0	0.1002
Sus vs Cli	0	0	0	4.8453×10^{-5}
Nor vs Cli	0	4.4409×10^{-16}	0	1.1312×10^{-4}

Finally, the example shows that our test performance is good.

5 Concluding remarks

In this article, we propose a new non parametric test based on random integration technique for the GLHT problem with high-dimensional heteroscedasticity.

Firstly, the test of high-dimensional mean vectors is an important research direction in statistics. However, due to the "curse" of the data dimension, many traditional methods have become ineffective. Therefore, there is an urgent need to develop new testing methods. We propose our own testing process by referring to the method of [Jiang et al. \(2024\)](#). However, our test has a wider range of applications, not only for various post hoc and contrast tests, but also for MANOVA tests. Furthermore, our test can also be applied to high-dimensional non normal data.

Secondly, under mild conditions, we derive the asymptotic normality and power of our test. Numerical simulations show that our test is reasonable for nominal level control, and compared with some existing methods, the power of our test is superior to theirs. Through a real examples, it also shows that the performance of our test is good.

Finally, the test we propose uses the p -dimensional independent density function as the weight function. Therefore, we can further consider other function options. This is an interesting question that we will discuss further in the future.

Acknowledgments

Dr Cao's research is supported by Humanities and Social Sciences Fund of the Ministry of Education (No. 22YJC910001).

Appendix A Technical details

Proof of Theorem 2.1

let's $\mathbf{Y}_1 = (\mathbf{Y}_{11}^T, \dots, \mathbf{Y}_{1K}^T)^T$ be independent copies of $\mathbf{Y} = (\mathbf{Y}_1^T, \dots, \mathbf{Y}_K^T)^T$.

$$\begin{aligned} \text{RI}_w &= \int \mathbb{E}^2[(\mathbf{G} \otimes \delta^T) \mathbf{Y}] \omega(\delta) d\delta \\ &= \int \mathbb{E}[(\mathbf{G} \otimes \delta^T) \mathbf{Y}] \mathbb{E}[(\mathbf{G} \otimes \delta^T) \mathbf{Y}_1] \omega(\delta) d\delta \\ &= \int \mathbb{E}\{[(\mathbf{G} \otimes \delta^T) \mathbf{Y}] [(\mathbf{G} \otimes \delta^T) \mathbf{Y}_1]\} \omega(\delta) d\delta. \end{aligned}$$

Then, by Fubini's theorem, we have

$$\begin{aligned} \text{RI} &:= \int \mathbb{E}\{[(\mathbf{G} \otimes \delta^T) \mathbf{Y}] [(\mathbf{G} \otimes \delta^T) \mathbf{Y}_1]\} \omega(\delta) d\delta \\ &= \mathbb{E} \left\{ \int [\mathbf{Y}_1^T (\mathbf{G}^T \mathbf{G} \otimes \delta \delta^T) \mathbf{Y}] \omega(\delta) d\delta \right\} \\ &= \mathbb{E} \left\{ \int \left[\sum_{\alpha=1}^K \mathbf{Y}_{1\alpha}^T (\mathbf{g}_\alpha^T \mathbf{g}_\alpha \otimes \delta \delta^T) \mathbf{Y}_\alpha + \sum_{\alpha \neq \beta} \mathbf{Y}_{1\alpha}^T (\mathbf{g}_\alpha^T \mathbf{g}_\beta \otimes \delta \delta^T) \mathbf{Y}_\beta \right] \omega(\delta) d\delta \right\} \\ &= \mathbb{E} \left\{ \left[\sum_{\alpha=1}^K d_{\alpha\alpha} \mathbf{Y}_{1\alpha}^T (\mathbf{B} + \mathbf{a}\mathbf{a}^T) \mathbf{Y}_\alpha + \sum_{\alpha \neq \beta} d_{\alpha\beta} \mathbf{Y}_{1\alpha}^T (\mathbf{B} + \mathbf{a}\mathbf{a}^T) \mathbf{Y}_\beta \right] \right\} \\ &= \left\{ \left[\sum_{\alpha=1}^K d_{\alpha\alpha} \boldsymbol{\mu}_\alpha^T (\mathbf{B} + \mathbf{a}\mathbf{a}^T) \boldsymbol{\mu}_\alpha + \sum_{\alpha \neq \beta} d_{\alpha\beta} \boldsymbol{\mu}_\alpha^T (\mathbf{B} + \mathbf{a}\mathbf{a}^T) \boldsymbol{\mu}_\beta \right] \right\} \\ &= \sum_{\alpha=1}^K d_{\alpha\alpha} \boldsymbol{\mu}_\alpha^T \mathbf{W} \boldsymbol{\mu}_\alpha + \sum_{\alpha \neq \beta} d_{\alpha\beta} \boldsymbol{\mu}_\alpha^T \mathbf{W} \boldsymbol{\mu}_\beta \\ &= \|(\mathbf{G} \otimes \mathbf{W}^{\frac{1}{2}}) \boldsymbol{\mu}\|^2, \end{aligned}$$

where $\mathbf{W} = \mathbf{B} + \mathbf{a}\mathbf{a}^T$, $\mathbf{a} = (\alpha_1, \dots, \alpha_p)^T$, $\mathbf{B} = \text{diag}(\beta_1^2, \dots, \beta_p^2)$, $d_{\alpha\beta} = \mathbf{g}_\alpha^T \mathbf{g}_\beta$. This completes the proof.

Proof of Lemma 2.1

It is clear from (2.13) and (2.17) that \mathbf{S}_{nm} is square integrable martingale with zero mean. And it is known from Assumption (A2) that \mathbf{S}_{nm} has finite expectations. Therefore, we only need to prove that $\mathbb{E}(\mathbf{S}_{n,m+1}|\mathcal{F}_{nm}) = \mathbf{S}_{nm}$, and this condition expectation can be written as

$$\mathbb{E}(\mathbf{S}_{n,m+1}|\mathcal{F}_{nm}) = \mathbb{E}\left(\sum_{j=2}^{m+1} \mathbf{V}_{nj}|\mathcal{F}_{nm}\right) = \mathbb{E}\left(\sum_{j=2}^m \mathbf{V}_{nj}|\mathcal{F}_{nm}\right) + \mathbb{E}(\mathbf{V}_{n,m+1}|\mathcal{F}_{nm}).$$

Since $\mathbf{V}_{n2}, \dots, \mathbf{V}_{nm} \in \mathcal{F}_{nm}$,

$$\mathbb{E}\left(\sum_{j=2}^m \mathbf{V}_{nj}|\mathcal{F}_{nm}\right) = \mathbf{S}_{nm}.$$

Furthermore, since $\{\mathbf{Y}_1, \dots, \mathbf{Y}_m\} \in \mathcal{F}_{nm}$ and \mathbf{Y}_{m+1} is independent of \mathcal{F}_{nm} ,

$$\mathbb{E}(\mathbf{Y}_{m+1}|\mathcal{F}_{nm}) = 0.$$

Then by (2.20), we get

$$\mathbb{E}(\mathbf{V}_{n,m+1}|\mathcal{F}_{nm}) = \mathbb{E}\left(\sum_{i=1}^m \phi_{i,m+1}|\mathcal{F}_{nm}\right) = 0.$$

Therefore, this completes the proof of this lemma.

Proof of Lemma 2.2

For $i \in \{m_{\gamma-1} + 1, \dots, m_{\gamma}\}$, let

$$\mathbf{Y}_i = \mathbf{W}^{1/2} \mathbf{X}_{\gamma(i-m_{\gamma-1})} = \mathbf{W}^{1/2} \mathbf{X}_{\gamma i_0} = \mathbf{W}^{1/2} \mathbf{\Gamma}_{\gamma} \mathbf{Z}_{\gamma i_0},$$

where $i_0 = i - m_{\gamma-1}$, then we have

$$\begin{aligned} & \mathbb{E}(\mathbf{Y}_i^T \mathbf{W}^{1/2} \mathbf{\Sigma}_{\alpha} \mathbf{W}^{1/2} \mathbf{Y}_i \mathbf{Y}_i^T \mathbf{W}^{1/2} \mathbf{\Sigma}_{\beta} \mathbf{W}^{1/2} \mathbf{Y}_i) \\ &= \mathbb{E}(\mathbf{Z}_{\gamma i_0}^T \mathbf{\Gamma}_{\gamma}^T \mathbf{W} \mathbf{\Sigma}_{\alpha} \mathbf{W} \mathbf{\Gamma}_{\gamma} \mathbf{Z}_{\gamma i_0} \mathbf{Z}_{\gamma i_0}^T \mathbf{\Gamma}_{\gamma}^T \mathbf{W} \mathbf{\Sigma}_{\beta} \mathbf{W} \mathbf{\Gamma}_{\gamma} \mathbf{Z}_{\gamma i_0}). \end{aligned}$$

Using Proposition A.1.(i) of [Chen et al. \(2010\)](#), we have

$$\begin{aligned} & \mathbb{E}(\mathbf{Z}_{\gamma i_0}^T \mathbf{\Gamma}_{\gamma}^T \mathbf{W} \mathbf{\Sigma}_{\alpha} \mathbf{W} \mathbf{\Gamma}_{\gamma} \mathbf{Z}_{\gamma i_0} \mathbf{Z}_{\gamma i_0}^T \mathbf{\Gamma}_{\gamma}^T \mathbf{W} \mathbf{\Sigma}_{\beta} \mathbf{W} \mathbf{\Gamma}_{\gamma} \mathbf{Z}_{\gamma i_0}) \\ &= \text{tr}(\mathbf{\Gamma}_{\gamma}^T \mathbf{W} \mathbf{\Sigma}_{\alpha} \mathbf{W} \mathbf{\Gamma}_{\gamma}) \text{tr}(\mathbf{\Gamma}_{\gamma}^T \mathbf{W} \mathbf{\Sigma}_{\beta} \mathbf{W} \mathbf{\Gamma}_{\gamma}) + 2 \text{tr}(\mathbf{\Gamma}_{\gamma}^T \mathbf{W} \mathbf{\Sigma}_{\alpha} \mathbf{W} \mathbf{\Gamma}_{\gamma} \mathbf{\Gamma}_{\gamma}^T \mathbf{W} \mathbf{\Sigma}_{\beta} \mathbf{W} \mathbf{\Gamma}_{\gamma}) \end{aligned}$$

$$\begin{aligned}
& + \Delta \text{tr}(\Gamma_\gamma^T \mathbf{W} \Sigma_\alpha \mathbf{W} \Gamma_\gamma \circ \Gamma_\gamma^T \mathbf{W} \Sigma_\beta \mathbf{W} \Gamma_\gamma) \\
& \leq \text{tr}(\mathbf{W} \Sigma_\alpha \mathbf{W} \Sigma_\gamma) \text{tr}(\mathbf{W} \Sigma_\beta \mathbf{W} \Sigma_\gamma) + (2 + \Delta) \text{tr}(\mathbf{W} \Sigma_\alpha \mathbf{W} \Sigma_\gamma \mathbf{W} \Sigma_\beta \mathbf{W} \Sigma_\gamma).
\end{aligned}$$

To prove the second statement, for $i \in \{m_{\alpha-1} + 1, \dots, m_\alpha\}$, $j \in \{m_{\beta-1} + 1, \dots, m_\beta\}$, $k \in \{m_{\gamma-1} + 1, \dots, m_\gamma\}$, where $i \neq j$, $k \neq i$, and $k \neq j$, we denote $\mathbf{Y}_i = \mathbf{W}^{1/2} \Gamma_\alpha \mathbf{Z}_{\alpha i_0}$, $\mathbf{Y}_j = \mathbf{W}^{1/2} \Gamma_\beta \mathbf{Z}_{\beta j_0}$ and $\mathbf{Y}_k = \mathbf{W}^{1/2} \Gamma_\gamma \mathbf{Z}_{\gamma k_0}$, where $i_0 = i - m_{\alpha-1}$, $j_0 = j - m_{\beta-1}$, and $k_0 = k - m_{\gamma-1}$. So we have

$$\begin{aligned}
& \mathbb{E} \left((\mathbf{Y}_i^T \mathbf{Y}_k)^2 (\mathbf{Y}_j^T \mathbf{Y}_k)^2 \right) \\
& = \mathbb{E} \left(\mathbf{Y}_k^T \mathbf{Y}_i \mathbf{Y}_i^T \mathbf{Y}_k \mathbf{Y}_k^T \mathbf{Y}_j \mathbf{Y}_j^T \mathbf{Y}_k \right) \\
& = \mathbb{E} \left\{ \mathbb{E} \left(\mathbf{Y}_k^T \mathbf{Y}_i \mathbf{Y}_i^T \mathbf{Y}_k \mathbf{Y}_k^T \mathbf{Y}_j \mathbf{Y}_j^T \mathbf{Y}_k \mid \mathbf{Y}_i, \mathbf{Y}_j \right) \right\} \\
& = \mathbb{E} \left\{ \mathbb{E} \left(\mathbf{Z}_{\gamma k_0}^T \Gamma_\gamma^T \mathbf{W}^{1/2} \mathbf{Y}_i \mathbf{Y}_i^T \mathbf{W}^{1/2} \Gamma_\gamma \mathbf{Z}_{\gamma k_0} \mathbf{Z}_{\gamma k_0}^T \Gamma_\gamma^T \mathbf{W}^{1/2} \mathbf{Y}_j \mathbf{Y}_j^T \mathbf{W}^{1/2} \Gamma_\gamma \mathbf{Z}_{\gamma k_0} \mid \mathbf{Y}_i, \mathbf{Y}_j \right) \right\}.
\end{aligned}$$

Using Proposition A.1.(i) of [Chen et al. \(2010\)](#), we have

$$\begin{aligned}
& \mathbb{E} \left\{ \mathbb{E} \left(\mathbf{Z}_{\gamma k_0}^T \Gamma_\gamma^T \mathbf{W}^{1/2} \mathbf{Y}_i \mathbf{Y}_i^T \mathbf{W}^{1/2} \Gamma_\gamma \mathbf{Z}_{\gamma k_0} \mathbf{Z}_{\gamma k_0}^T \Gamma_\gamma^T \mathbf{W}^{1/2} \mathbf{Y}_j \mathbf{Y}_j^T \mathbf{W}^{1/2} \Gamma_\gamma \mathbf{Z}_{\gamma k_0} \mid \mathbf{Y}_i, \mathbf{Y}_j \right) \right\} \\
& = \mathbb{E} \left\{ \text{tr}(\Gamma_\gamma^T \mathbf{W}^{1/2} \mathbf{Y}_i \mathbf{Y}_i^T \mathbf{W}^{1/2} \Gamma_\gamma) \text{tr}(\Gamma_\gamma^T \mathbf{W}^{1/2} \mathbf{Y}_j \mathbf{Y}_j^T \mathbf{W}^{1/2} \Gamma_\gamma) \right. \\
& \quad + 2 \text{tr}(\Gamma_\gamma^T \mathbf{W}^{1/2} \mathbf{Y}_i \mathbf{Y}_i^T \mathbf{W}^{1/2} \Gamma_\gamma \Gamma_\gamma^T \mathbf{W}^{1/2} \mathbf{Y}_j \mathbf{Y}_j^T \mathbf{W}^{1/2} \Gamma_\gamma) \\
& \quad \left. + \Delta \text{tr}(\Gamma_\gamma^T \mathbf{W}^{1/2} \mathbf{Y}_i \mathbf{Y}_i^T \mathbf{W}^{1/2} \Gamma_\gamma \circ \Gamma_\gamma^T \mathbf{W}^{1/2} \mathbf{Y}_j \mathbf{Y}_j^T \mathbf{W}^{1/2} \Gamma_\gamma) \right\} \\
& \leq \mathbb{E} \left\{ \text{tr}(\Gamma_\gamma^T \mathbf{W}^{1/2} \mathbf{Y}_i \mathbf{Y}_i^T \mathbf{W}^{1/2} \Gamma_\gamma) \text{tr}(\Gamma_\gamma^T \mathbf{W}^{1/2} \mathbf{Y}_j \mathbf{Y}_j^T \mathbf{W}^{1/2} \Gamma_\gamma) \right. \\
& \quad \left. + (2 + \Delta) \text{tr}(\Gamma_\gamma^T \mathbf{W}^{1/2} \mathbf{Y}_i \mathbf{Y}_i^T \mathbf{W}^{1/2} \Gamma_\gamma \Gamma_\gamma^T \mathbf{W}^{1/2} \mathbf{Y}_j \mathbf{Y}_j^T \mathbf{W}^{1/2} \Gamma_\gamma) \right\} \\
& = \mathbb{E} \left\{ \text{tr}(\mathbf{Y}_i^T \mathbf{W}^{1/2} \Gamma_\gamma \Gamma_\gamma^T \mathbf{W}^{1/2} \mathbf{Y}_i) \text{tr}(\mathbf{Y}_j^T \mathbf{W}^{1/2} \Gamma_\gamma \Gamma_\gamma^T \mathbf{W}^{1/2} \mathbf{Y}_j) \right. \\
& \quad \left. + (2 + \Delta) \text{tr}(\mathbf{Y}_i^T \mathbf{W}^{1/2} \Gamma_\gamma \Gamma_\gamma^T \mathbf{W}^{1/2} \mathbf{Y}_j \mathbf{Y}_j^T \mathbf{W}^{1/2} \Gamma_\gamma \Gamma_\gamma^T \mathbf{W}^{1/2} \mathbf{Y}_i) \right\} \\
& = \mathbb{E} \left\{ \text{tr}(\mathbf{Z}_{\alpha i_0}^T \Gamma_\alpha^T \mathbf{W} \Sigma_\gamma \mathbf{W} \Gamma_\alpha \mathbf{Z}_{\alpha i_0}) \text{tr}(\mathbf{Z}_{\beta j_0}^T \Gamma_\beta^T \mathbf{W} \Sigma_\gamma \mathbf{W} \Gamma_\beta \mathbf{Z}_{\beta j_0}) \right. \\
& \quad \left. + (2 + \Delta) \text{tr}(\mathbf{Z}_{\alpha i_0}^T \Gamma_\alpha^T \mathbf{W} \Sigma_\gamma \mathbf{W} \Gamma_\beta \mathbf{Z}_{\beta j_0} \mathbf{Z}_{\beta j_0}^T \Gamma_\beta^T \mathbf{W} \Sigma_\gamma \mathbf{W} \Gamma_\alpha \mathbf{Z}_{\alpha i_0}) \right\} \\
& = \text{tr}(\mathbf{W} \Sigma_\alpha \mathbf{W} \Sigma_\gamma) \text{tr}(\mathbf{W} \Sigma_\beta \mathbf{W} \Sigma_\gamma) + (2 + \Delta) \text{tr}(\mathbf{W} \Sigma_\alpha \mathbf{W} \Sigma_\gamma \mathbf{W} \Sigma_\beta \mathbf{W} \Sigma_\gamma).
\end{aligned}$$

So in summary, the lemma proof is complete.

Proof of Lemma 2.3

For $i \in \{m_{\alpha-1} + 1, \dots, m_\alpha\}$, $j \in \{m_{\beta-1} + 1, \dots, m_\beta\}$, we denote $\mathbf{Y}_i = \mathbf{W}^{1/2}\boldsymbol{\Gamma}_\alpha\mathbf{Z}_{\alpha i_0}$, $\mathbf{Y}_j = \mathbf{W}^{1/2}\boldsymbol{\Gamma}_\beta\mathbf{Z}_{\beta j_0}$, where $i_0 = i - m_{\alpha-1}$, $j_0 = j - m_{\beta-1}$. So we have

$$\begin{aligned} & \mathbb{E}(\mathbf{Y}_i^T \mathbf{Y}_j)^4 \\ &= \mathbb{E} \left\{ \mathbb{E} \left(\mathbf{Y}_i^T \mathbf{Y}_j \mathbf{Y}_j^T \mathbf{Y}_i \mathbf{Y}_i^T \mathbf{Y}_j \mathbf{Y}_j^T \mathbf{Y}_i \mid \mathbf{Y}_j \right) \right\} \\ &= \mathbb{E} \left\{ \mathbb{E} \left(\mathbf{Z}_{\alpha i_0}^T \boldsymbol{\Gamma}_\alpha^T \mathbf{W}^{1/2} \mathbf{Y}_j \mathbf{Y}_j^T \mathbf{W}^{1/2} \boldsymbol{\Gamma}_\alpha \mathbf{Z}_{\alpha i_0} \mathbf{Z}_{\alpha i_0}^T \boldsymbol{\Gamma}_\alpha^T \mathbf{W}^{1/2} \mathbf{Y}_j \mathbf{Y}_j^T \mathbf{W}^{1/2} \boldsymbol{\Gamma}_\alpha \mathbf{Z}_{\alpha i_0} \mid \mathbf{Y}_j \right) \right\}. \end{aligned}$$

Using Proposition A.1.(i) of [Chen et al. \(2010\)](#), we have

$$\begin{aligned} & \mathbb{E} \left\{ \mathbb{E} \left(\mathbf{Z}_{\alpha i_0}^T \boldsymbol{\Gamma}_\alpha^T \mathbf{W}^{1/2} \mathbf{Y}_j \mathbf{Y}_j^T \mathbf{W}^{1/2} \boldsymbol{\Gamma}_\alpha \mathbf{Z}_{\alpha i_0} \mathbf{Z}_{\alpha i_0}^T \boldsymbol{\Gamma}_\alpha^T \mathbf{W}^{1/2} \mathbf{Y}_j \mathbf{Y}_j^T \mathbf{W}^{1/2} \boldsymbol{\Gamma}_\alpha \mathbf{Z}_{\alpha i_0} \mid \mathbf{Y}_j \right) \right\} \\ &= \mathbb{E} \left\{ \text{tr}^2(\boldsymbol{\Gamma}_\alpha^T \mathbf{W}^{1/2} \mathbf{Y}_j \mathbf{Y}_j^T \mathbf{W}^{1/2} \boldsymbol{\Gamma}_\alpha) + 2\text{tr}(\boldsymbol{\Gamma}_\alpha^T \mathbf{W}^{1/2} \mathbf{Y}_j \mathbf{Y}_j^T \mathbf{W}^{1/2} \boldsymbol{\Gamma}_\alpha \boldsymbol{\Gamma}_\alpha^T \mathbf{W}^{1/2} \mathbf{Y}_j \mathbf{Y}_j^T \mathbf{W}^{1/2} \boldsymbol{\Gamma}_\alpha) \right. \\ &\quad \left. + \Delta \text{tr}(\boldsymbol{\Gamma}_\alpha^T \mathbf{W}^{1/2} \mathbf{Y}_j \mathbf{Y}_j^T \mathbf{W}^{1/2} \boldsymbol{\Gamma}_\alpha \circ \boldsymbol{\Gamma}_\alpha^T \mathbf{W}^{1/2} \mathbf{Y}_j \mathbf{Y}_j^T \mathbf{W}^{1/2} \boldsymbol{\Gamma}_\alpha) \right\} \\ &\leq \mathbb{E} \left\{ \text{tr}^2(\mathbf{Y}_j^T \mathbf{W}^{1/2} \boldsymbol{\Gamma}_\alpha \boldsymbol{\Gamma}_\alpha^T \mathbf{W}^{1/2} \mathbf{Y}_j) \right. \\ &\quad \left. + (2 + \Delta) \text{tr}(\mathbf{Y}_j^T \mathbf{W}^{1/2} \boldsymbol{\Gamma}_\alpha \boldsymbol{\Gamma}_\alpha^T \mathbf{W}^{1/2} \mathbf{Y}_j \mathbf{Y}_j^T \mathbf{W}^{1/2} \boldsymbol{\Gamma}_\alpha \boldsymbol{\Gamma}_\alpha^T \mathbf{W}^{1/2} \mathbf{Y}_j) \right\} \\ &= \mathbb{E} \left\{ (3 + \Delta) (\mathbf{Y}_j^T \mathbf{W}^{1/2} \boldsymbol{\Sigma}_\alpha \mathbf{W}^{1/2} \mathbf{Y}_j)^2 \right\}. \end{aligned}$$

Using Proposition A.1.(i) of [Chen et al. \(2010\)](#) again, we get

$$\begin{aligned} & \mathbb{E} \left\{ (3 + \Delta) (\mathbf{Y}_j^T \mathbf{W}^{1/2} \boldsymbol{\Sigma}_\alpha \mathbf{W}^{1/2} \mathbf{Y}_j)^2 \right\} \\ &= (3 + \Delta) \mathbb{E} \left\{ (\mathbf{Z}_{\beta j_0}^T \boldsymbol{\Gamma}_\beta^T \mathbf{W} \boldsymbol{\Sigma}_\alpha \mathbf{W} \boldsymbol{\Gamma}_\beta \mathbf{Z}_{\beta j_0} \mathbf{Z}_{\beta j_0}^T \boldsymbol{\Gamma}_\beta^T \mathbf{W} \boldsymbol{\Sigma}_\alpha \mathbf{W} \boldsymbol{\Gamma}_\beta \mathbf{Z}_{\beta j_0}) \right\} \\ &= (3 + \Delta) \left\{ \text{tr}^2(\boldsymbol{\Gamma}_\beta^T \mathbf{W} \boldsymbol{\Sigma}_\alpha \mathbf{W} \boldsymbol{\Gamma}_\beta) \right. \\ &\quad \left. + 2\text{tr}(\boldsymbol{\Gamma}_\beta^T \mathbf{W} \boldsymbol{\Sigma}_\alpha \mathbf{W} \boldsymbol{\Gamma}_\beta \boldsymbol{\Gamma}_\beta^T \mathbf{W} \boldsymbol{\Sigma}_\alpha \mathbf{W} \boldsymbol{\Gamma}_\beta) \right. \\ &\quad \left. + \Delta \text{tr}(\boldsymbol{\Gamma}_\beta^T \mathbf{W} \boldsymbol{\Sigma}_\alpha \mathbf{W} \boldsymbol{\Gamma}_\beta \circ \boldsymbol{\Gamma}_\beta^T \mathbf{W} \boldsymbol{\Sigma}_\alpha \mathbf{W} \boldsymbol{\Gamma}_\beta) \right\} \\ &\leq (3 + \Delta) \left\{ \text{tr}^2(\boldsymbol{\Gamma}_\beta^T \mathbf{W} \boldsymbol{\Sigma}_\alpha \mathbf{W} \boldsymbol{\Gamma}_\beta) \right. \\ &\quad \left. + (2 + \Delta) \text{tr}(\boldsymbol{\Gamma}_\beta^T \mathbf{W} \boldsymbol{\Sigma}_\alpha \mathbf{W} \boldsymbol{\Gamma}_\beta \boldsymbol{\Gamma}_\beta^T \mathbf{W} \boldsymbol{\Sigma}_\alpha \mathbf{W} \boldsymbol{\Gamma}_\beta) \right\} \\ &= (3 + \Delta) \text{tr}^2(\mathbf{W} \boldsymbol{\Sigma}_\alpha \mathbf{W} \boldsymbol{\Sigma}_\beta) + (3 + \Delta)(2 + \Delta) \text{tr}(\mathbf{W} \boldsymbol{\Sigma}_\alpha \mathbf{W} \boldsymbol{\Sigma}_\beta)^2. \end{aligned}$$

Then the lemma proof is complete.

Proof of Lemma 2.4

First, set $j \in \{m_{\beta-1} + 1, \dots, m_{\beta}\}$, we have

$$\begin{aligned}
\mathbf{V}_{nj} &= \sum_{i=1}^{j-1} \phi_{ij} \\
&= \sum_{i=1}^{m_{\beta-1}} \phi_{ij} + \sum_{i=m_{\beta-1}+1}^{j-1} \phi_{ij} \\
&= 2 \sum_{\alpha=1}^{\beta-1} \sum_{i=m_{\alpha-1}+1}^{m_{\alpha}} \frac{d_{\alpha\beta}}{n_{\alpha}n_{\beta}} \mathbf{Y}_i^T \mathbf{Y}_j + 2 \sum_{i=m_{\beta-1}+1}^{j-1} \frac{d_{\beta\beta}}{n_{\beta}(n_{\beta}-1)} \mathbf{Y}_i^T \mathbf{Y}_j. \tag{A.1}
\end{aligned}$$

Then we have $E(\mathbf{V}_{nj} | \mathcal{F}_{n,j-1}) = 0$ and

$$\begin{aligned}
\mathbf{V}_{nj}^2 &= 4 \left(\sum_{\alpha=1}^{\beta-1} \sum_{i=m_{\alpha-1}+1}^{m_{\alpha}} \sum_{\alpha_1=1}^{\beta-1} \sum_{i_1=m_{\alpha_1-1}+1}^{m_{\alpha_1}} \frac{d_{\alpha\beta} d_{\alpha_1\beta}}{n_{\alpha} n_{\alpha_1} n_{\beta}^2} \mathbf{Y}_j^T \mathbf{Y}_i \mathbf{Y}_{i_1}^T \mathbf{Y}_j \right) \\
&\quad + 4 \left(\sum_{i=m_{\beta-1}+1}^{j-1} \sum_{i_1=m_{\beta-1}+1}^{j-1} \frac{d_{\beta\beta}^2}{n_{\beta}^2 (n_{\beta}-1)^2} \mathbf{Y}_j^T \mathbf{Y}_i \mathbf{Y}_{i_1}^T \mathbf{Y}_j \right) \\
&\quad + 8 \left(\sum_{\alpha=1}^{\beta-1} \sum_{i=m_{\alpha-1}+1}^{m_{\alpha}} \sum_{i_1=m_{\beta-1}+1}^{j-1} \frac{d_{\alpha\beta} d_{\beta\beta}}{n_{\alpha} n_{\beta}^2 (n_{\beta}-1)} \mathbf{Y}_j^T \mathbf{Y}_i \mathbf{Y}_{i_1}^T \mathbf{Y}_j \right).
\end{aligned}$$

So,

$$\begin{aligned}
E(\mathbf{V}_{nj}^2 | \mathcal{F}_{n,j-1}) &= 4 \left(\sum_{\alpha=1}^{\beta-1} \sum_{i=m_{\alpha-1}+1}^{m_{\alpha}} \sum_{\alpha_1=1}^{\beta-1} \sum_{i_1=m_{\alpha_1-1}+1}^{m_{\alpha_1}} \frac{d_{\alpha\beta} d_{\alpha_1\beta}}{n_{\alpha} n_{\alpha_1} n_{\beta}^2} \mathbf{Y}_i^T \mathbf{W}^{1/2} \boldsymbol{\Sigma}_{\beta} \mathbf{W}^{1/2} \mathbf{Y}_{i_1} \right) \\
&\quad + 4 \left(\sum_{i=m_{\beta-1}+1}^{j-1} \sum_{i_1=m_{\beta-1}+1}^{j-1} \frac{d_{\beta\beta}^2}{n_{\beta}^2 (n_{\beta}-1)^2} \mathbf{Y}_i^T \mathbf{W}^{1/2} \boldsymbol{\Sigma}_{\beta} \mathbf{W}^{1/2} \mathbf{Y}_{i_1} \right) \\
&\quad + 8 \left(\sum_{\alpha=1}^{\beta-1} \sum_{i=m_{\alpha-1}+1}^{m_{\alpha}} \sum_{i_1=m_{\beta-1}+1}^{j-1} \frac{d_{\alpha\beta} d_{\beta\beta}}{n_{\alpha} n_{\beta}^2 (n_{\beta}-1)} \mathbf{Y}_i^T \mathbf{W}^{1/2} \boldsymbol{\Sigma}_{\beta} \mathbf{W}^{1/2} \mathbf{Y}_{i_1} \right) \\
&:= 4I_1 + 4I_2 + 8I_3, \tag{A.2}
\end{aligned}$$

and

$$E(\mathbf{V}_{nj}^2) = 4 \left(\sum_{\alpha=1}^{\beta-1} \frac{d_{\alpha\beta}^2}{n_{\alpha} n_{\beta}^2} \text{tr}(\mathbf{W} \boldsymbol{\Sigma}_{\alpha} \mathbf{W} \boldsymbol{\Sigma}_{\beta}) \right) + 4 \left(\frac{(j-1-m_{\beta-1}) d_{\beta\beta}^2}{n_{\beta}^2 (n_{\beta}-1)^2} \text{tr}(\mathbf{W} \boldsymbol{\Sigma}_{\beta})^2 \right). \tag{A.3}$$

Thus,

$$\mathbb{E} \left(\sum_{j=1}^n \mathbb{E}(\mathbf{V}_{nj}^2 | \mathcal{F}_{n,j-1}) \right) = \sum_{j=1}^n \mathbb{E}(\mathbf{V}_{nj}^2) = \sum_{\beta=1}^K \sum_{j=m_{\beta-1}+1}^{m_{\beta}} \mathbb{E}(\mathbf{V}_{nj}^2) = \sigma^2(\mathbb{T}_{n0}).$$

Further, from (A.2), we show by calculation that

$$\begin{aligned} & \mathbb{E} \left[\sum_{j=m_{\beta-1}+1}^{m_{\beta}} \mathbb{E}(\mathbf{V}_{nj}^2 | \mathcal{F}_{n,j-1}) \right]^2 \\ &= \mathbb{E} \left[\sum_{j=m_{\beta-1}+1}^{m_{\beta}} (4I_1 + 4I_2 + 8I_3) \sum_{j_1=m_{\beta-1}+1}^{m_{\beta}} (4I'_1 + 4I'_2 + 8I'_3) \right] \\ &= \mathbb{E} \left[\sum_{j=m_{\beta-1}+1}^{m_{\beta}} (16I_1^2 + 16I_2^2 + 64I_3^2 + 32I_1I_2) \right] \\ & \quad + \mathbb{E} \left[2 \sum_{j=m_{\beta-1}+1}^{m_{\beta}} \sum_{j_1 < j}^{m_{\beta}} (16I_1I'_1 + 16I_2I'_2 + 64I_3I'_3 + 16I_1I'_2 + 16I_2I'_1) \right] \\ &= \sum_{j=m_{\beta-1}+1}^{m_{\beta}} [16\mathbb{E}(I_1^2) + 16\mathbb{E}(I_2^2) + 64\mathbb{E}(I_3^2) + 32\mathbb{E}(I_1I_2)] \\ & \quad + 2 \sum_{j=m_{\beta-1}+1}^{m_{\beta}} \sum_{j_1 < j}^{m_{\beta}} [16\mathbb{E}(I_1I'_1) + 16\mathbb{E}(I_2I'_2) + 64\mathbb{E}(I_3I'_3) + 16\mathbb{E}(I_1I'_2) + 16\mathbb{E}(I_2I'_1)]. \end{aligned}$$

The term $\mathbb{E}(I_1^2)$ can be split into $\mathbb{E}(I_1^2) = I_{11} + I_{121} + I_{122}$. This representation is the result of a combination of the following five cases:

- (1) $(\alpha = \alpha_1 = \alpha_2 = \alpha_3; i = i_1 = i_2 = i_3)$

$$\begin{aligned} \mathbb{E}(I_1^2) &= \mathbb{E} \left\{ \sum_{\alpha=1}^{\beta-1} \sum_{i=m_{\alpha-1}+1}^{m_{\alpha}} \frac{d_{\alpha\beta}^4}{n_{\alpha}^4 n_{\beta}^4} (\mathbf{Y}_i^T \mathbf{W}^{1/2} \Sigma_{\beta} \mathbf{W}^{1/2} \mathbf{Y}_i)^2 \right\} \\ &= \sum_{\alpha=1}^{\beta-1} \sum_{i=m_{\alpha-1}+1}^{m_{\alpha}} \frac{d_{\alpha\beta}^4}{n_{\alpha}^4 n_{\beta}^4} \mathbb{E}(\mathbf{Y}_i^T \mathbf{W}^{1/2} \Sigma_{\beta} \mathbf{W}^{1/2} \mathbf{Y}_i)^2, \end{aligned}$$

- (2) $(\alpha = \alpha_1 = \alpha_2 = \alpha_3; i = i_1 \neq i_2 = i_3)$

$$\mathbb{E}(I_1^2) = \mathbb{E} \left\{ \sum_{\alpha=1}^{\beta-1} \sum_{i \neq i_2}^{m_{\alpha}} \frac{d_{\alpha\beta}^4}{n_{\alpha}^4 n_{\beta}^4} (\mathbf{Y}_i^T \mathbf{W}^{1/2} \Sigma_{\beta} \mathbf{W}^{1/2} \mathbf{Y}_i \mathbf{Y}_{i_2}^T \mathbf{W}^{1/2} \Sigma_{\beta} \mathbf{W}^{1/2} \mathbf{Y}_{i_2}) \right\}$$

$$= \sum_{\alpha=1}^{\beta-1} \sum_{i \neq i_2}^{m_\alpha} \frac{d_{\alpha\beta}^4}{n_\alpha^4 n_\beta^4} \text{tr}^2(\mathbf{W}\Sigma_\alpha \mathbf{W}\Sigma_\beta),$$

(3) $(\alpha = \alpha_1 = \alpha_2 = \alpha_3; i = i_2 \neq i_1 = i_3)$ or $(\alpha = \alpha_1 = \alpha_2 = \alpha_3; i = i_3 \neq i_1 = i_2)$

$$\begin{aligned} \mathbb{E}(I_1^2) &= 2\mathbb{E} \left\{ \sum_{\alpha=1}^{\beta-1} \sum_{i \neq i_1}^{m_\alpha} \frac{d_{\alpha\beta}^4}{n_\alpha^4 n_\beta^4} (\mathbf{Y}_i^T \mathbf{W}^{1/2} \Sigma_\beta \mathbf{W}^{1/2} \mathbf{Y}_{i_1} \mathbf{Y}_{i_1}^T \mathbf{W}^{1/2} \Sigma_\beta \mathbf{W}^{1/2} \mathbf{Y}_i) \right\} \\ &= 2 \sum_{\alpha=1}^{\beta-1} \sum_{i \neq i_1}^{m_\alpha} \frac{d_{\alpha\beta}^4}{n_\alpha^4 n_\beta^4} \text{tr}(\mathbf{W}\Sigma_\alpha \mathbf{W}\Sigma_\beta)^2, \end{aligned}$$

(4) $(\alpha = \alpha_1 \neq \alpha_2 = \alpha_3; i = i_1, i_2 = i_3)$

$$\begin{aligned} \mathbb{E}(I_1^2) &= \mathbb{E} \left\{ \sum_{\alpha \neq \alpha_2}^{\beta-1} \sum_{i=m_{\alpha-1}+1}^{m_\alpha} \sum_{i_2=m_{\alpha_2-1}+1}^{m_{\alpha_2}} \frac{d_{\alpha\beta}^2 d_{\alpha_2\beta}^2}{n_\alpha^2 n_{\alpha_2}^2 n_\beta^4} \right. \\ &\quad \left. (\mathbf{Y}_i^T \mathbf{W}^{1/2} \Sigma_\beta \mathbf{W}^{1/2} \mathbf{Y}_i \mathbf{Y}_{i_2}^T \mathbf{W}^{1/2} \Sigma_\beta \mathbf{W}^{1/2} \mathbf{Y}_{i_2}) \right\} \\ &= \sum_{\alpha \neq \alpha_2}^{\beta-1} \sum_{i=m_{\alpha-1}+1}^{m_\alpha} \sum_{i_2=m_{\alpha_2-1}+1}^{m_{\alpha_2}} \frac{d_{\alpha\beta}^2 d_{\alpha_2\beta}^2}{n_\alpha^2 n_{\alpha_2}^2 n_\beta^4} \text{tr}(\mathbf{W}\Sigma_\alpha \mathbf{W}\Sigma_\beta) \text{tr}(\mathbf{W}\Sigma_{\alpha_2} \mathbf{W}\Sigma_\beta) \\ &= \sum_{\alpha \neq \alpha_2}^{\beta-1} \frac{d_{\alpha\beta}^2 d_{\alpha_2\beta}^2}{n_\alpha n_{\alpha_2} n_\beta^4} \text{tr}(\mathbf{W}\Sigma_\alpha \mathbf{W}\Sigma_\beta) \text{tr}(\mathbf{W}\Sigma_{\alpha_2} \mathbf{W}\Sigma_\beta), \end{aligned}$$

(5) $(\alpha = \alpha_2 \neq \alpha_1 = \alpha_3; i = i_2, i_1 = i_3)$ or $(\alpha = \alpha_3 \neq \alpha_1 = \alpha_2; i = i_3, i_1 = i_2)$

$$\begin{aligned} \mathbb{E}(I_1^2) &= 2\mathbb{E} \left\{ \sum_{\alpha \neq \alpha_1}^{\beta-1} \sum_{i=m_{\alpha-1}+1}^{m_\alpha} \sum_{i_1=m_{\alpha_1-1}+1}^{m_{\alpha_1}} \frac{d_{\alpha\beta}^2 d_{\alpha_1\beta}^2}{n_\alpha^2 n_{\alpha_1}^2 n_\beta^4} \right. \\ &\quad \left. (\mathbf{Y}_i^T \mathbf{W}^{1/2} \Sigma_\beta \mathbf{W}^{1/2} \mathbf{Y}_{i_1} \mathbf{Y}_{i_1}^T \mathbf{W}^{1/2} \Sigma_\beta \mathbf{W}^{1/2} \mathbf{Y}_i) \right\} \\ &= 2 \sum_{\alpha \neq \alpha_1}^{\beta-1} \sum_{i=m_{\alpha-1}+1}^{m_\alpha} \sum_{i_1=m_{\alpha_1-1}+1}^{m_{\alpha_1}} \frac{d_{\alpha\beta}^2 d_{\alpha_1\beta}^2}{n_\alpha^2 n_{\alpha_1}^2 n_\beta^4} \text{tr}(\mathbf{W}\Sigma_\alpha \mathbf{W}\Sigma_\beta \mathbf{W}\Sigma_{\alpha_1} \mathbf{W}\Sigma_\beta) \\ &= 2 \sum_{\alpha \neq \alpha_1}^{\beta-1} \frac{d_{\alpha\beta}^2 d_{\alpha_1\beta}^2}{n_\alpha n_{\alpha_1} n_\beta^4} \text{tr}(\mathbf{W}\Sigma_\alpha \mathbf{W}\Sigma_\beta \mathbf{W}\Sigma_{\alpha_1} \mathbf{W}\Sigma_\beta). \end{aligned}$$

By (1), we have

$$I_{11} = \sum_{\alpha=1}^{\beta-1} \sum_{i=m_{\alpha-1}+1}^{m_\alpha} \frac{d_{\alpha\beta}^4 \mathbb{E}(\mathbf{Y}_i^T \mathbf{W}^{1/2} \Sigma_\beta \mathbf{W}^{1/2} \mathbf{Y}_i)^2}{n_\alpha^4 n_\beta^4}.$$

Combining (2) and (4), we get

$$I_{121} = \sum_{\alpha=1}^{\beta-1} \sum_{\alpha_2=1}^{\beta-1} \frac{d_{\alpha\beta}^2 d_{\alpha_2\beta}^2 \text{tr}(\mathbf{W}\Sigma_{\alpha}\mathbf{W}\Sigma_{\beta}) \text{tr}(\mathbf{W}\Sigma_{\alpha_2}\mathbf{W}\Sigma_{\beta})}{n_{\alpha} n_{\alpha_2} n_{\beta}^4} - \sum_{\alpha=1}^{\beta-1} \frac{d_{\alpha\beta}^4 \text{tr}^2(\mathbf{W}\Sigma_{\alpha}\mathbf{W}\Sigma_{\beta})}{n_{\alpha}^3 n_{\beta}^4}.$$

Merging (3) and (5), We have

$$I_{122} = 2 \left\{ \sum_{\alpha=1}^{\beta-1} \sum_{\alpha_1=1}^{\beta-1} \frac{d_{\alpha\beta}^2 d_{\alpha_1\beta}^2 \text{tr}(\mathbf{W}\Sigma_{\alpha}\mathbf{W}\Sigma_{\beta}\mathbf{W}\Sigma_{\alpha_1}\mathbf{W}\Sigma_{\beta})}{n_{\alpha} n_{\alpha_1} n_{\beta}^4} - \sum_{\alpha=1}^{\beta-1} \frac{d_{\alpha\beta}^4 \text{tr}(\mathbf{W}\Sigma_{\alpha}\mathbf{W}\Sigma_{\beta})^2}{n_{\alpha}^3 n_{\beta}^4} \right\}.$$

Using a splitting method similar to $E(I_1^2)$, $E(I_2^2)$ can be represented as $E(I_2^2) = I_{21} + I_{221} + I_{222}$, where

$$I_{21} = \sum_{i=m_{\beta-1}+1}^{j-1} \frac{d_{\beta\beta}^4 E(\mathbf{Y}_i^T \mathbf{W}^{1/2} \Sigma_{\beta} \mathbf{W}^{1/2} \mathbf{Y}_i)^2}{n_{\beta}^4 (n_{\beta} - 1)^4},$$

$$I_{221} = \frac{(j-1-m_{\beta-1})^2}{n_{\beta}^4 (n_{\beta} - 1)^4} d_{\beta\beta}^4 \text{tr}^2(\mathbf{W}\Sigma_{\beta})^2 - \frac{(j-1-m_{\beta-1})}{n_{\beta}^4 (n_{\beta} - 1)^4} d_{\beta\beta}^4 \text{tr}^2(\mathbf{W}\Sigma_{\beta})^2,$$

and

$$I_{222} = \sum_{i=m_{\beta-1}+1}^{j-1} \sum_{i \neq i_1} \frac{2d_{\beta\beta}^4}{n_{\beta}^4 (n_{\beta} - 1)^4} \text{tr}(\mathbf{W}\Sigma_{\beta})^4.$$

Further, the rest are respectively

$$E(I_3^2) = \sum_{\alpha=1}^{\beta-1} \frac{(j-1-m_{\beta-1})}{n_{\alpha} n_{\beta}^4 (n_{\beta} - 1)^2} d_{\beta\beta}^2 d_{\alpha\beta}^2 \text{tr}(\mathbf{W}\Sigma_{\alpha}\mathbf{W}\Sigma_{\beta}\mathbf{W}\Sigma_{\beta}\mathbf{W}\Sigma_{\beta}),$$

$$E(I_1 I_2) = \sum_{\alpha=1}^{\beta-1} \frac{(j-1-m_{\beta-1})}{n_{\alpha} n_{\beta}^4 (n_{\beta} - 1)^2} d_{\beta\beta}^2 d_{\alpha\beta}^2 \text{tr}(\mathbf{W}\Sigma_{\alpha}\mathbf{W}\Sigma_{\beta}) \text{tr}(\mathbf{W}\Sigma_{\beta})^2,$$

$$E(I_1 I_1') = E(I_1^2),$$

$$E(I_2 I_2') = E(I_2^2) + \sum_{i=m_{\beta-1}+1}^{j-1} \sum_{i_2=j}^{j_1-1} \frac{d_{\beta\beta}^4}{n_{\beta}^4 (n_{\beta} - 1)^4} \text{tr}^2(\mathbf{W}\Sigma_{\beta})^2,$$

$$E(I_3 I_3') = E(I_3 I_3),$$

$$\mathbb{E}(I_1 I_2') = \sum_{\alpha=1}^{\beta-1} \frac{(j_1 - 1 - m_{\beta-1})}{n_\alpha n_\beta^4 (n_\beta - 1)^2} d_{\beta\beta}^2 d_{\alpha\beta}^2 \text{tr}(\mathbf{W}\Sigma_\alpha \mathbf{W}\Sigma_\beta) \text{tr}(\mathbf{W}\Sigma_\beta)^2,$$

$$\mathbb{E}(I_2 I_1') = \sum_{\alpha=1}^{\beta-1} \frac{(j - 1 - m_{\beta-1})}{n_\alpha n_\beta^4 (n_\beta - 1)^2} d_{\beta\beta}^2 d_{\alpha\beta}^2 \text{tr}(\mathbf{W}\Sigma_\alpha \mathbf{W}\Sigma_\beta) \text{tr}(\mathbf{W}\Sigma_\beta)^2.$$

Furthermore, through (A.3), we can obtain

$$\begin{aligned} & \mathbb{E}^2 \left(\sum_{j=m_{\beta-1}+1}^{m_\beta} \mathbb{E}(\mathbf{V}_{nj}^2 | \mathcal{F}_{n,j-1}) \right) \\ &= \left(\sum_{j=m_{\beta-1}+1}^{m_\beta} \mathbb{E}(\mathbf{V}_{nj}^2) \right)^2 \\ &= 16 \sum_{\alpha=1}^{\beta-1} \sum_{\alpha_1=1}^{\beta-1} \frac{d_{\alpha\beta}^2 d_{\alpha_1\beta}^2}{n_\alpha n_{\alpha_1} n_\beta^2} \text{tr}(\mathbf{W}\Sigma_\alpha \mathbf{W}\Sigma_{\alpha_1} \mathbf{W}\Sigma_\beta) \text{tr}(\mathbf{W}\Sigma_\beta) + 4 \frac{d_{\beta\beta}^4 \text{tr}^2(\mathbf{W}\Sigma_\beta)^2}{n_\beta^2 (n_\beta - 1)^2} \\ &+ 16 \sum_{\alpha=1}^{\beta-1} \frac{d_{\alpha\beta}^2 d_{\beta\beta}^2}{n_\alpha n_\beta^2 (n_\beta - 1)} \text{tr}(\mathbf{W}\Sigma_\alpha \mathbf{W}\Sigma_\beta) \text{tr}(\mathbf{W}\Sigma_\beta)^2. \end{aligned}$$

Therefore, by Assumption (A4), we can obtain

$$\begin{aligned} & \text{Var} \left(\sum_{j=m_{\beta-1}+1}^{m_\beta} \mathbb{E}(\mathbf{V}_{nj}^2 | \mathcal{F}_{n,j-1}) \right) \\ &= \mathbb{E} \left(\sum_{j=m_{\beta-1}+1}^{m_\beta} \mathbb{E}(\mathbf{V}_{nj}^2 | \mathcal{F}_{n,j-1}) \right)^2 - \mathbb{E}^2 \left(\sum_{j=m_{\beta-1}+1}^{m_\beta} \mathbb{E}(\mathbf{V}_{nj}^2 | \mathcal{F}_{n,j-1}) \right) \\ &= \sum_{j=m_{\beta-1}+1}^{m_\beta} [16I_{11} + 16I_{122} + 16I_{21} + 16I_{222} + 64\mathbb{E}(I_3^2)] \\ &+ 2 \sum_{j=m_{\beta-1}+1}^{m_\beta} \sum_{j_1 < j}^{m_\beta} [16I_{11} + 16I_{122} + 16I_{21} + 16I_{222} + 64\mathbb{E}(I_3^2)] + o(\sigma^4(\mathbf{T}_{n_0})). \end{aligned}$$

Further, by lemma 2.2, we obtain

$$\begin{aligned} & \sum_{j=m_{\beta-1}+1}^{m_\beta} 16I_{11} + 2 \sum_{j=m_{\beta-1}+1}^{m_\beta} \sum_{j_1 < j}^{m_\beta} 16I_{11} \\ &= 16 \sum_{\alpha=1}^{\beta-1} \sum_{i=m_{\alpha-1}+1}^{m_\alpha} \frac{d_{\alpha\beta}^4}{n_\alpha^4 n_\beta^2} \mathbb{E}(\mathbf{Y}_i^T \mathbf{W}^{1/2} \Sigma_\beta \mathbf{W}^{1/2} \mathbf{Y}_i)^2 \end{aligned}$$

$$\leq 16 \sum_{\alpha=1}^{\beta-1} \frac{d_{\alpha\beta}^4}{n_\alpha^3 n_\beta^2} \text{tr}^2(\mathbf{W}\Sigma_\alpha \mathbf{W}\Sigma_\beta) + (2 + \Delta) \sum_{\alpha=1}^{\beta-1} \frac{16d_{\alpha\beta}^4}{n_\alpha^3 n_\beta^2} \text{tr}(\mathbf{W}\Sigma_\alpha \mathbf{W}\Sigma_\beta)^2,$$

where the first term on the right is $o(\sigma^4(\mathbb{T}_{n_0}))$, and by Assumption (A4), the second term on the right is also $o(\sigma^4(\mathbb{T}_{n_0}))$. By the same method, we can obtain

$$\begin{aligned} & \sum_{j=m_{\beta-1}+1}^{m_\beta} 16I_{122} + 2 \sum_{j=m_{\beta-1}+1}^{m_\beta} \sum_{j < j_1}^{m_\beta} 16I_{122} = o(\sigma^4(\mathbb{T}_{n_0})), \\ & \sum_{j=m_{\beta-1}+1}^{m_\beta} 16I_{21} + 2 \sum_{j=m_{\beta-1}+1}^{m_\beta} \sum_{j < j_1}^{m_\beta} 16I_{21} = o(\sigma^4(\mathbb{T}_{n_0})), \\ & \sum_{j=m_{\beta-1}+1}^{m_\beta} 16I_{222} + 2 \sum_{j=m_{\beta-1}+1}^{m_\beta} \sum_{j < j_1}^{m_\beta} 16I_{222} = o(\sigma^4(\mathbb{T}_{n_0})), \\ & \sum_{j=m_{\beta-1}+1}^{m_\beta} 64E(I_3^2) + 2 \sum_{j=m_{\beta-1}+1}^{m_\beta} \sum_{j < j_1}^{m_\beta} 64E(I_3^2) = o(\sigma^4(\mathbb{T}_{n_0})). \end{aligned}$$

Therefore, we have

$$\text{Var} \left(\sum_{j=m_{\alpha-1}+1}^{m_\alpha} E(\mathbf{V}_{nj}^2 | \mathcal{F}_{n,j-1}) \right) = o(\sigma^4(\mathbb{T}_{n_0})), \quad (\text{A.4})$$

for $\alpha = 1, \dots, K$.

For proving $\sum_{j=1}^n E(\mathbf{V}_{nj}^2 | \mathcal{F}_{n,j-1}) / \sigma^2(\mathbb{T}_{n_0}) \xrightarrow{p} 1$, we only need to prove

$$\text{Var} \left(\sum_{j=1}^n E(\mathbf{V}_{nj}^2 | \mathcal{F}_{n,j-1}) \right) = o(\sigma^4(\mathbb{T}_{n_0})),$$

where

$$\begin{aligned} \sigma^4(\mathbb{T}_{n_0}) &= E^2 \left(\sum_{j=1}^n E(\mathbf{V}_{nj}^2 | \mathcal{F}_{n,j-1}) \right) \\ &= 16 \sum_{\beta=1}^K \sum_{\alpha=1}^{\beta-1} \sum_{\beta_1=1}^K \sum_{\alpha_1=1}^{\beta_1-1} \frac{d_{\alpha\beta}^2 d_{\alpha_1\beta_1}^2}{n_\alpha n_\beta n_{\alpha_1} n_{\beta_1}} \text{tr}(\mathbf{W}\Sigma_\alpha \mathbf{W}\Sigma_\beta) \text{tr}(\mathbf{W}\Sigma_{\alpha_1} \mathbf{W}\Sigma_{\beta_1}) \\ &\quad + 4 \sum_{\beta=1}^K \sum_{\beta_1=1}^K \frac{d_{\beta\beta}^2 d_{\beta_1\beta_1}^2 \text{tr}(\mathbf{W}\Sigma_\beta)^2 \text{tr}(\mathbf{W}\Sigma_{\beta_1})^2}{n_\beta (n_\beta - 1) n_{\beta_1} (n_{\beta_1} - 1)} \\ &\quad + 16 \sum_{\beta=1}^K \sum_{\alpha=1}^{\beta-1} \frac{d_{\alpha\beta}^2}{n_\alpha n_\beta} \text{tr}(\mathbf{W}\Sigma_\alpha \mathbf{W}\Sigma_\beta) \sum_{\beta_1=1}^K \frac{d_{\beta_1\beta_1}^2 \text{tr}(\mathbf{W}\Sigma_{\beta_1})^2}{n_{\beta_1} (n_{\beta_1} - 1)}. \end{aligned}$$

Since

$$\begin{aligned} \text{Var} \left(\sum_{j=1}^n \mathbf{E}(\mathbf{V}_{nj}^2 | \mathcal{F}_{n,j-1}) \right) &= \text{Var} \left(\sum_{\beta=1}^K \sum_{j=m_{\beta-1}+1}^{m_{\beta}} \mathbf{E}(\mathbf{V}_{nj}^2 | \mathcal{F}_{n,j-1}) \right) \\ &\leq K \sum_{\beta=1}^K \text{Var} \left(\sum_{j=m_{\beta-1}+1}^{m_{\beta}} \mathbf{E}(\mathbf{V}_{nj}^2 | \mathcal{F}_{n,j-1}) \right), \end{aligned}$$

we get $\text{Var} \left(\sum_{j=1}^n \mathbf{E}(\mathbf{V}_{nj}^2 | \mathcal{F}_{n,j-1}) \right) = o(\sigma^4(T_{n_0}))$ from (A.4). Therefore, we have

$$\sum_{j=1}^n \mathbf{E}(\mathbf{V}_{nj}^2 | \mathcal{F}_{n,j-1}) / \sigma^2(T_{n_0}) \xrightarrow{p} 1.$$

Next, we will prove that $\sum_{j=1}^n \mathbf{E}(\mathbf{V}_{nj}^4) = o(\sigma^4(T_{n_0}))$. By (A.1), we can obtain

$$\begin{aligned} \sum_{j=1}^n \mathbf{E}(\mathbf{V}_{nj}^4) &= \sum_{\beta=1}^K \sum_{j=m_{\beta-1}+1}^{m_{\beta}} \mathbf{E}[(\mathbf{V}_{nj}^2)^2] \\ &= \sum_{\beta=1}^K \sum_{j=m_{\beta-1}+1}^{m_{\beta}} \mathbf{E} \left[4 \left(\sum_{\alpha=1}^{\beta-1} \sum_{i=m_{\alpha-1}+1}^{m_{\alpha}} \sum_{\alpha_1=1}^{\beta-1} \sum_{i_1=m_{\alpha_1-1}+1}^{m_{\alpha_1}} \frac{d_{\alpha\beta} d_{\alpha_1\beta}}{n_{\alpha} n_{\alpha_1} n_{\beta}^2} \mathbf{Y}_j^T \mathbf{Y}_i \mathbf{Y}_{i_1}^T \mathbf{Y}_j \right) \right. \\ &\quad + 4 \left(\sum_{i=m_{\beta-1}+1}^{j-1} \sum_{i_1=m_{\beta-1}+1}^{j-1} \frac{d_{\beta\beta}^2}{n_{\beta}^2 (n_{\beta}-1)^2} \mathbf{Y}_j^T \mathbf{Y}_i \mathbf{Y}_{i_1}^T \mathbf{Y}_j \right) \\ &\quad \left. + 8 \left(\sum_{\alpha=1}^{\beta-1} \sum_{i=m_{\alpha-1}+1}^{m_{\alpha}} \sum_{i_1=m_{\beta-1}+1}^{j-1} \frac{d_{\alpha\beta} d_{\beta\beta}}{n_{\alpha} n_{\beta}^2 (n_{\beta}-1)} \mathbf{Y}_j^T \mathbf{Y}_i \mathbf{Y}_{i_1}^T \mathbf{Y}_j \right) \right]^2 \\ &= 16 \sum_{\beta=1}^K \sum_{j=m_{\beta-1}+1}^{m_{\beta}} \sum_{\alpha=1}^{\beta-1} \frac{d_{\alpha\beta}^4 \mathbf{E}(\mathbf{Y}_i^T \mathbf{Y}_j)^4}{n_{\alpha}^3 n_{\beta}^4} \\ &\quad + 48 \sum_{\beta=1}^K \sum_{j=m_{\beta-1}+1}^{m_{\beta}} \sum_{\alpha=1}^{\beta-1} \sum_{i=m_{\alpha-1}+1}^{m_{\alpha}} \sum_{\alpha_1=1}^{\beta-1} \sum_{i_1 \neq i}^{m_{\alpha_1}} \frac{d_{\alpha\beta}^2 d_{\alpha_1\beta}^2 \mathbf{E}[(\mathbf{Y}_i^T \mathbf{Y}_j)^2 (\mathbf{Y}_{i_1}^T \mathbf{Y}_j)^2]}{n_{\alpha}^2 n_{\alpha_1}^2 n_{\beta}^4} \\ &\quad + 96 \sum_{\beta=1}^K \sum_{j=m_{\beta-1}+1}^{m_{\beta}} \sum_{\alpha=1}^{\beta-1} \sum_{i=m_{\alpha-1}+1}^{m_{\alpha}} \sum_{i_1=m_{\beta-1}+1}^{j-1} \frac{d_{\alpha\beta}^2 d_{\beta\beta}^2 \mathbf{E}[(\mathbf{Y}_i^T \mathbf{Y}_j)^2 (\mathbf{Y}_{i_1}^T \mathbf{Y}_j)^2]}{n_{\alpha}^2 n_{\beta}^4 (n_{\beta}-1)^2} \\ &\quad + 16 \sum_{\beta=1}^K \sum_{j=m_{\beta-1}+1}^{m_{\beta}} \sum_{i=m_{\beta-1}+1}^{j-1} \frac{d_{\beta\beta}^4 \mathbf{E}(\mathbf{Y}_i^T \mathbf{Y}_j)^4}{n_{\beta}^4 (n_{\beta}-1)^4} \\ &\quad + 48 \sum_{\beta=1}^K \sum_{j=m_{\beta-1}+1}^{m_{\beta}} \sum_{i=m_{\beta-1}+1}^{j-1} \sum_{i_1 \neq i} \frac{d_{\beta\beta}^4 \mathbf{E}[(\mathbf{Y}_i^T \mathbf{Y}_j)^2 (\mathbf{Y}_{i_1}^T \mathbf{Y}_j)^2]}{n_{\beta}^4 (n_{\beta}-1)^4}. \end{aligned} \tag{A.5}$$

Since

$$\begin{aligned}
& \sum_{j=m_{\beta-1}+1}^{m_{\beta}} \sum_{\alpha=1}^{\beta-1} \sum_{i=m_{\alpha-1}+1}^{m_{\alpha}} \sum_{\alpha_1=1}^{\beta-1} \sum_{i \neq i_1}^{m_{\alpha_1}} \frac{d_{\alpha\beta}^2 d_{\alpha_1\beta}^2 \mathbb{E} [(\mathbf{Y}_i^T \mathbf{Y}_j)^2 (\mathbf{Y}_{i_1}^T \mathbf{Y}_j)^2]}{n_{\alpha}^2 n_{\alpha_1}^2 n_{\beta}^4} \\
&= \sum_{j=m_{\beta-1}+1}^{m_{\beta}} \sum_{\alpha=1}^{\beta-1} \sum_{i=m_{\alpha-1}+1}^{m_{\alpha}} \sum_{\alpha_1=1}^{\beta-1} \sum_{i_1=m_{\alpha_1}-1}^{m_{\alpha_1}} \frac{d_{\alpha\beta}^2 d_{\alpha_1\beta}^2 \mathbb{E} [(\mathbf{Y}_i^T \mathbf{Y}_j)^2 (\mathbf{Y}_{i_1}^T \mathbf{Y}_j)^2]}{n_{\alpha}^2 n_{\alpha_1}^2 n_{\beta}^4} \\
&- \sum_{j=m_{\beta-1}+1}^{m_{\beta}} \sum_{\alpha=1}^{\beta-1} \sum_{i=m_{\alpha-1}+1}^{m_{\alpha}} \frac{d_{\alpha\beta}^4 \mathbb{E} [(\mathbf{Y}_i^T \mathbf{Y}_j)^4]}{n_{\alpha}^4 n_{\beta}^4},
\end{aligned}$$

by lemma 2.2 and Assumption (A4), the first term on the right side of the above equation is $o(\sigma^4(\mathbb{T}_{n_0}))$, and by lemma 2.3 and Assumption (A4), the second term is also $o(\sigma^4(\mathbb{T}_{n_0}))$. Similarly, we can obtain

$$\begin{aligned}
& \sum_{\beta=1}^K \sum_{j=m_{\beta-1}+1}^{m_{\beta}} \sum_{\alpha=1}^{\beta-1} \frac{d_{\alpha\beta}^4 \mathbb{E}(\mathbf{Y}_i^T \mathbf{Y}_j)^4}{n_{\alpha}^3 n_{\beta}^4} = o(\sigma^4(\mathbb{T}_{n_0})), \\
& \sum_{\beta=1}^K \sum_{j=m_{\beta-1}+1}^{m_{\beta}} \sum_{\alpha=1}^{\beta-1} \sum_{i=m_{\alpha-1}+1}^{m_{\alpha}} \sum_{i_1=m_{\beta-1}+1}^{j-1} \frac{d_{\alpha\beta}^2 d_{\beta\beta}^2 \mathbb{E} [(\mathbf{Y}_i^T \mathbf{Y}_j)^2 (\mathbf{Y}_{i_1}^T \mathbf{Y}_j)^2]}{n_{\alpha}^2 n_{\beta}^4 (n_{\beta}-1)^2} = o(\sigma^4(\mathbb{T}_{n_0})), \\
& \sum_{\beta=1}^K \sum_{j=m_{\beta-1}+1}^{m_{\beta}} \sum_{i=m_{\beta-1}+1}^{j-1} \frac{d_{\beta\beta}^4 \mathbb{E}(\mathbf{Y}_i^T \mathbf{Y}_j)^4}{n_{\beta}^4 (n_{\beta}-1)^4} = o(\sigma^4(\mathbb{T}_{n_0})), \\
& \sum_{\beta=1}^K \sum_{j=m_{\beta-1}+1}^{m_{\beta}} \sum_{i=m_{\beta-1}+1}^{j-1} \sum_{i \neq i_1} \frac{d_{\beta\beta}^4 \mathbb{E} [(\mathbf{Y}_i^T \mathbf{Y}_j)^2 (\mathbf{Y}_{i_1}^T \mathbf{Y}_j)^2]}{n_{\beta}^4 (n_{\beta}-1)^4} = o(\sigma^4(\mathbb{T}_{n_0})).
\end{aligned}$$

Combining these with (A.5), we have $\sum_{j=1}^n \mathbb{E}(\mathbf{V}_{nj}^4) = o(\sigma^4(\mathbb{T}_{n_0}))$. Then the lemma proof is complete.

Proof of theorem 2.2

Note that $\mathbb{T}_{n_0} = \sum_{j=1}^n \mathbf{V}_{nj}$. By Lemma 2.4, we have

$$\sigma^{-4}(\mathbb{T}_{n_0}) \sum_{j=1}^n \mathbb{E}(\mathbf{V}_{nj}^4) \rightarrow 0,$$

therefore we can obtain

$$\sigma^{-4}(\mathbb{T}_{n_0}) \sum_{j=1}^n \mathbb{E}(\mathbf{V}_{nj}^4 | \mathcal{F}_{n,j-1}) \xrightarrow{p} 0. \tag{A.6}$$

Further, by Markov's inequality

$$\sum_{j=1}^n \sigma^{-2}(\mathbb{T}_{n_0}) \mathbb{E}(\mathbf{V}_{nj}^2 \mathbf{I}(|\mathbf{V}_{nj}| > \varepsilon \sigma(\mathbb{T}_{n_0})) | \mathcal{F}_{n,j-1}) \leq \sigma^{-4}(\mathbb{T}_{n_0}) \varepsilon^{-2} \sum_{j=1}^n \mathbb{E}(\mathbf{V}_{nj}^4 | \mathcal{F}_{n,j-1}), \forall \varepsilon > 0$$

and (A.6), we can find that Lindbergh's condition holds

$$\sum_{j=1}^n \sigma^{-2}(\mathbb{T}_{n_0}) \mathbb{E}(\mathbf{V}_{nj}^2 \mathbf{I}(|\mathbf{V}_{nj}| > \varepsilon \sigma(\mathbb{T}_{n_0})) | \mathcal{F}_{n,j-1}) \xrightarrow{p} 0.$$

Again using lemma 2.4, we have

$$\frac{\sum_{j=1}^n \mathbb{E}(\mathbf{V}_{nj}^2 | \mathcal{F}_{n,j-1})}{\sigma^2(\mathbb{T}_{n_0})} \xrightarrow{p} 1.$$

So, using the martingale difference central limit theorem, we have

$$\frac{\mathbb{T}_{n_0}}{\sigma(\mathbb{T}_{n_0})} \xrightarrow{d} N(0, 1).$$

Then the theorem is proved.

Proof of theorem 2.3

Firstly, note that

$$\begin{aligned} \bar{\mathbf{X}}_\alpha &= \frac{1}{n_\alpha} \sum_{i=1}^{n_\alpha} \mathbf{X}_{\alpha i} = \bar{\mathbf{Y}}_\alpha - \boldsymbol{\mu}_\alpha, \\ \widehat{\boldsymbol{\Sigma}}_\alpha &= \frac{1}{n_\alpha - 1} \sum_{i=1}^{n_\alpha} (\mathbf{X}_{\alpha i} - \bar{\mathbf{X}}_\alpha)(\mathbf{X}_{\alpha i} - \bar{\mathbf{X}}_\alpha)^T \\ &= \frac{1}{n_\alpha - 1} \sum_{i=1}^{n_\alpha} (\mathbf{Y}_{\alpha i} - \bar{\mathbf{Y}}_\alpha)(\mathbf{Y}_{\alpha i} - \bar{\mathbf{Y}}_\alpha)^T. \end{aligned}$$

So, we have

$$\begin{aligned} \mathbf{W} \widehat{\boldsymbol{\Sigma}}_\alpha &= \frac{1}{n_\alpha - 1} \sum_{i=1}^{n_\alpha} \mathbf{W} (\mathbf{Y}_{\alpha i} - \bar{\mathbf{Y}}_\alpha)(\mathbf{Y}_{\alpha i} - \bar{\mathbf{Y}}_\alpha)^T \\ &= \frac{1}{n_\alpha - 1} \sum_{i=1}^{n_\alpha} \mathbf{W} \left(\frac{n_\alpha - 1}{n_\alpha} \mathbf{Y}_{\alpha i} - \frac{1}{n_\alpha} \sum_{\substack{j=1 \\ i \neq j}}^{n_\alpha} \mathbf{Y}_{\alpha j} \right) \left(\frac{n_\alpha - 1}{n_\alpha} \mathbf{Y}_{\alpha i} - \frac{1}{n_\alpha} \sum_{\substack{j=1 \\ i \neq j}}^{n_\alpha} \mathbf{Y}_{\alpha j} \right)^T \end{aligned}$$

$$= \frac{1}{n_\alpha} \sum_{i=1}^{n_\alpha} \mathbf{W} \mathbf{Y}_{\alpha i} \mathbf{Y}_{\alpha i}^T - \frac{1}{n_\alpha(n_\alpha - 1)} \sum_{\substack{i,j=1 \\ i \neq j}}^{n_\alpha} \mathbf{W} \mathbf{Y}_{\alpha i} \mathbf{Y}_{\alpha j}^T.$$

From the above equation, we can have

$$\begin{aligned} \text{tr}(\mathbf{W} \widehat{\Sigma}_\alpha)^2 &= \frac{1}{n_\alpha^2} \sum_{i=1}^{n_\alpha} (\mathbf{Y}_{\alpha i}^T \mathbf{W} \mathbf{Y}_{\alpha i})^2 + \frac{1}{n_\alpha^2} \sum_{\substack{i,j=1 \\ i \neq j}}^{n_\alpha} (\mathbf{Y}_{\alpha i}^T \mathbf{W} \mathbf{Y}_{\alpha j})^2 \\ &\quad + \frac{1}{n_\alpha^2(n_\alpha - 1)^2} \sum_{\substack{i,j=1 \\ i \neq j}}^{n_\alpha} \sum_{\substack{k,l=1 \\ k \neq l}}^{n_\alpha} \mathbf{Y}_{\alpha i}^T \mathbf{W} \mathbf{Y}_{\alpha l} \mathbf{Y}_{\alpha k}^T \mathbf{W} \mathbf{Y}_{\alpha j} \\ &\quad - \frac{1}{n_\alpha^2(n_\alpha - 1)} \sum_{\substack{i,j,k=1 \\ k \neq j}}^{n_\alpha} \mathbf{Y}_{\alpha j}^T \mathbf{W} \mathbf{Y}_{\alpha i} \mathbf{Y}_{\alpha i}^T \mathbf{W} \mathbf{Y}_{\alpha k} \\ &= \frac{1}{n_\alpha^2} \sum_{i=1}^{n_\alpha} (\mathbf{Y}_{\alpha i}^T \mathbf{W} \mathbf{Y}_{\alpha i})^2 + \frac{n_\alpha^2 - 2n_\alpha + 2}{n_\alpha^2(n_\alpha - 1)^2} \sum_{\substack{i,j=1 \\ i \neq j}}^{n_\alpha} (\mathbf{Y}_{\alpha i}^T \mathbf{W} \mathbf{Y}_{\alpha j})^2 \\ &\quad + \frac{1}{n_\alpha^2(n_\alpha - 1)^2} \sum_{\substack{i,j=1 \\ i \neq j}}^{n_\alpha} \mathbf{Y}_{\alpha i}^T \mathbf{W} \mathbf{Y}_{\alpha i} \mathbf{Y}_{\alpha j}^T \mathbf{W} \mathbf{Y}_{\alpha j} \\ &\quad - \frac{4}{n_\alpha^2(n_\alpha - 1)} \sum_{\substack{i,j=1 \\ i \neq j}}^{n_\alpha} \mathbf{Y}_{\alpha i}^T \mathbf{W} \mathbf{Y}_{\alpha i} \mathbf{Y}_{\alpha i}^T \mathbf{W} \mathbf{Y}_{\alpha j} \\ &\quad + \frac{2}{n_\alpha^2(n_\alpha - 1)^2} \sum_{\substack{i,j,k=1 \\ i \neq j, k \neq j, k \neq i}}^{n_\alpha} \mathbf{Y}_{\alpha i}^T \mathbf{W} \mathbf{Y}_{\alpha i} \mathbf{Y}_{\alpha j}^T \mathbf{W} \mathbf{Y}_{\alpha k} \\ &\quad - \frac{2n_\alpha - 4}{n_\alpha^2(n_\alpha - 1)^2} \sum_{\substack{i,j,k=1 \\ i \neq j, k \neq j, k \neq i}}^{n_\alpha} \mathbf{Y}_{\alpha i}^T \mathbf{W} \mathbf{Y}_{\alpha j} \mathbf{Y}_{\alpha i}^T \mathbf{W} \mathbf{Y}_{\alpha k} \\ &\quad + \frac{1}{n_\alpha^2(n_\alpha - 1)^2} \sum_{\substack{i,j,k,l=1 \\ i \neq j \neq k \neq l}}^{n_\alpha} \mathbf{Y}_{\alpha i}^T \mathbf{W} \mathbf{Y}_{\alpha l} \mathbf{Y}_{\alpha k}^T \mathbf{W} \mathbf{Y}_{\alpha j}, \\ [\text{tr}(\mathbf{W} \widehat{\Sigma}_\alpha)]^2 &= \left[\frac{1}{n_\alpha} \sum_{i=1}^{n_\alpha} \mathbf{Y}_{\alpha i}^T \mathbf{W} \mathbf{Y}_{\alpha i} - \frac{1}{n_\alpha(n_\alpha - 1)} \sum_{\substack{i,j=1 \\ i \neq j}}^{n_\alpha} \mathbf{Y}_{\alpha i}^T \mathbf{W} \mathbf{Y}_{\alpha j} \right]^2 \\ &= \frac{1}{n_\alpha^2} \sum_{i=1}^{n_\alpha} (\mathbf{Y}_{\alpha i}^T \mathbf{W} \mathbf{Y}_{\alpha i})^2 + \frac{1}{n_\alpha^2} \sum_{\substack{i,j=1 \\ i \neq j}}^{n_\alpha} \mathbf{Y}_{\alpha i}^T \mathbf{W} \mathbf{Y}_{\alpha i} \mathbf{Y}_{\alpha j}^T \mathbf{W} \mathbf{Y}_{\alpha j} \end{aligned}$$

$$\begin{aligned}
& + \frac{2}{n_\alpha^2(n_\alpha - 1)^2} \sum_{\substack{i,j=1 \\ i \neq j}}^{n_\alpha} (\mathbf{Y}_{\alpha i}^T \mathbf{W} \mathbf{Y}_{\alpha j})^2 \\
& - \frac{4}{n_\alpha^2(n_\alpha - 1)} \sum_{\substack{i,j=1 \\ i \neq j}}^{n_\alpha} \mathbf{Y}_{\alpha i}^T \mathbf{W} \mathbf{Y}_{\alpha i} \mathbf{Y}_{\alpha i}^T \mathbf{W} \mathbf{Y}_{\alpha j} \\
& - \frac{2}{n_\alpha^2(n_\alpha - 1)} \sum_{\substack{i,j,k=1 \\ i \neq j, k \neq j, k \neq i}}^{n_\alpha} \mathbf{Y}_{\alpha i}^T \mathbf{W} \mathbf{Y}_{\alpha i} \mathbf{Y}_{\alpha j}^T \mathbf{W} \mathbf{Y}_{\alpha k} \\
& + \frac{4}{n_\alpha^2(n_\alpha - 1)^2} \sum_{\substack{i,j,k=1 \\ i \neq j, k \neq j, k \neq i}}^{n_\alpha} \mathbf{Y}_{\alpha i}^T \mathbf{W} \mathbf{Y}_{\alpha j} \mathbf{Y}_{\alpha i}^T \mathbf{W} \mathbf{Y}_{\alpha k} \\
& + \frac{1}{n_\alpha^2(n_\alpha - 1)^2} \sum_{\substack{i,j,k,l=1 \\ i \neq j \neq k \neq l}}^{n_\alpha} \mathbf{Y}_{\alpha i}^T \mathbf{W} \mathbf{Y}_{\alpha l} \mathbf{Y}_{\alpha k}^T \mathbf{W} \mathbf{Y}_{\alpha j},
\end{aligned}$$

and

$$\begin{aligned}
\mathbf{Q}_\alpha &= \frac{1}{(n_\alpha - 1)} \sum_{i=1}^{n_\alpha} \|\mathbf{W}^{1/2}(\mathbf{Y}_{\alpha i} - \bar{\mathbf{Y}}_\alpha)\|^4 \\
&= \frac{1}{(n_\alpha - 1)} \sum_{i=1}^{n_\alpha} \left[(\mathbf{Y}_{\alpha i}^T \mathbf{W} \mathbf{Y}_{\alpha i})^2 + 4(\mathbf{Y}_{\alpha i}^T \mathbf{W} \bar{\mathbf{Y}}_\alpha)^2 + (\bar{\mathbf{Y}}_\alpha^T \mathbf{W} \bar{\mathbf{Y}}_\alpha)^2 \right. \\
&\quad \left. + 2\mathbf{Y}_{\alpha i}^T \mathbf{W} \mathbf{Y}_{\alpha i} \bar{\mathbf{Y}}_\alpha^T \mathbf{W} \bar{\mathbf{Y}}_\alpha - 4\mathbf{Y}_{\alpha i}^T \mathbf{W} \mathbf{Y}_{\alpha i} \mathbf{Y}_{\alpha i}^T \mathbf{W} \bar{\mathbf{Y}}_\alpha - 4\mathbf{Y}_{\alpha i}^T \mathbf{W} \bar{\mathbf{Y}}_\alpha \bar{\mathbf{Y}}_\alpha^T \mathbf{W} \bar{\mathbf{Y}}_\alpha \right] \\
&= \frac{n_\alpha^2 - 3n_\alpha + 3}{n_\alpha^3} \sum_{i=1}^{n_\alpha} (\mathbf{Y}_{\alpha i}^T \mathbf{W} \mathbf{Y}_{\alpha i})^2 + \frac{4n_\alpha - 6}{n_\alpha^3(n_\alpha - 1)} \sum_{\substack{i,j=1 \\ i \neq j}}^{n_\alpha} (\mathbf{Y}_{\alpha i}^T \mathbf{W} \mathbf{Y}_{\alpha j})^2 \\
&\quad + \frac{2n_\alpha - 3}{n_\alpha^3(n_\alpha - 1)} \sum_{\substack{i,j=1 \\ i \neq j}}^{n_\alpha} \mathbf{Y}_{\alpha i}^T \mathbf{W} \mathbf{Y}_{\alpha i} \mathbf{Y}_{\alpha j}^T \mathbf{W} \mathbf{Y}_{\alpha j} \\
&\quad - \frac{4(n_\alpha^2 - 3n_\alpha + 3)}{n_\alpha^3(n_\alpha - 1)} \sum_{\substack{i,j=1 \\ i \neq j}}^{n_\alpha} \mathbf{Y}_{\alpha i}^T \mathbf{W} \mathbf{Y}_{\alpha i} \mathbf{Y}_{\alpha i}^T \mathbf{W} \mathbf{Y}_{\alpha j} \\
&\quad + \frac{2n_\alpha - 6}{n_\alpha^3(n_\alpha - 1)} \sum_{\substack{i,j,k=1 \\ i \neq j, k \neq j, k \neq i}}^{n_\alpha} \mathbf{Y}_{\alpha i}^T \mathbf{W} \mathbf{Y}_{\alpha i} \mathbf{Y}_{\alpha j}^T \mathbf{W} \mathbf{Y}_{\alpha k} \\
&\quad + \frac{4n_\alpha - 12}{n_\alpha^3(n_\alpha - 1)} \sum_{\substack{i,j,k=1 \\ i \neq j, k \neq j, k \neq i}}^{n_\alpha} \mathbf{Y}_{\alpha i}^T \mathbf{W} \mathbf{Y}_{\alpha j} \mathbf{Y}_{\alpha i}^T \mathbf{W} \mathbf{Y}_{\alpha k}
\end{aligned}$$

$$- \frac{3}{n_\alpha^3(n_\alpha - 1)} \sum_{\substack{i,j,k,l=1 \\ i \neq j \neq k \neq l}}^{n_\alpha} \mathbf{Y}_{\alpha i}^T \mathbf{W} \mathbf{Y}_{\alpha l} \mathbf{Y}_{\alpha k}^T \mathbf{W} \mathbf{Y}_{\alpha j}.$$

Therefore, we have

$$\begin{aligned} \text{tr}(\widehat{\mathbf{W}\Sigma_\alpha})^2 &= \frac{n_\alpha - 1}{n_\alpha(n_\alpha - 2)(n_\alpha - 3)} \left((n_\alpha - 1)(n_\alpha - 2) \text{tr}(\mathbf{W}\widehat{\Sigma}_\alpha)^2 + \text{tr}^2(\mathbf{W}\widehat{\Sigma}_\alpha) - n_\alpha \mathbf{Q}_\alpha \right) \\ &= \sum_{i \neq j}^{n_\alpha} \frac{(\mathbf{Y}_{\alpha i}^T \mathbf{W} \mathbf{Y}_{\alpha j})^2}{n_\alpha(n_\alpha - 1)} - 2 \sum_{\substack{i \neq j, k \neq j, k \neq i}}^{n_\alpha} \frac{\mathbf{Y}_{\alpha i}^T \mathbf{W} \mathbf{Y}_{\alpha j} \mathbf{Y}_{\alpha j}^T \mathbf{W} \mathbf{Y}_{\alpha k}}{n_\alpha(n_\alpha - 1)(n_\alpha - 2)} \\ &\quad + \sum_{\substack{i \neq j \neq k \neq l}}^{n_\alpha} \frac{\mathbf{Y}_{\alpha i}^T \mathbf{W} \mathbf{Y}_{\alpha j} \mathbf{Y}_{\alpha k}^T \mathbf{W} \mathbf{Y}_{\alpha l}}{n_\alpha(n_\alpha - 1)(n_\alpha - 2)(n_\alpha - 3)} \\ &:= \mathbf{Y}_{2,n}^\alpha - 2\mathbf{Y}_{4,n}^\alpha + \mathbf{Y}_{5,n}^\alpha. \end{aligned} \tag{A.7}$$

From this, we have $\mathbb{E} \left(\text{tr}(\widehat{\mathbf{W}\Sigma_\alpha})^2 \right) = \text{tr}(\mathbf{W}\Sigma_\alpha)^2$, and now we only need to prove that $\text{Var} \left(\text{tr}(\widehat{\mathbf{W}\Sigma_\alpha})^2 \right) = o(\text{tr}^2(\mathbf{W}\Sigma_\alpha)^2)$. Further, we can conclude that $\text{Var} \left(\text{tr}(\widehat{\mathbf{W}\Sigma_\alpha})^2 \right) \leq 3 \left(\text{Var}(\mathbf{Y}_{2,n}^\alpha) + 4\text{Var}(\mathbf{Y}_{4,n}^\alpha) + \text{Var}(\mathbf{Y}_{5,n}^\alpha) \right)$. Then under given conditions, apply Proposition A.2. of Chen et al.(2010) when in our context, we have

$$\begin{aligned} \text{Var}(\mathbf{Y}_{2,n}^\alpha) &= \frac{4\text{tr}^2(\mathbf{W}\Sigma_\alpha)^2}{n_\alpha^2} + \frac{8\text{tr}(\mathbf{W}\Sigma_\alpha)^4}{n_\alpha} + \frac{4\Delta \text{tr}(\mathbf{A}_\alpha^2 \circ \mathbf{A}_\alpha^2)}{n_\alpha} \\ &\quad + O\left(\frac{\text{tr}^2(\mathbf{W}\Sigma_\alpha)^2}{n_\alpha^3} + \frac{\text{tr}(\mathbf{W}\Sigma_\alpha)^4}{n_\alpha^2}\right), \\ \text{Var}(\mathbf{Y}_{4,n}^\alpha) &= \frac{2\text{tr}^2(\mathbf{W}\Sigma_\alpha)^2}{n_\alpha^3} + \frac{2\text{tr}(\mathbf{W}\Sigma_\alpha)^4}{n_\alpha^2} + O\left(\frac{\text{tr}^2(\mathbf{W}\Sigma_\alpha)^2}{n_\alpha^4} + \frac{\text{tr}(\mathbf{W}\Sigma_\alpha)^4}{n_\alpha^3}\right), \\ \text{Var}(\mathbf{Y}_{5,n}^\alpha) &= \frac{8\text{tr}^2(\mathbf{W}\Sigma_\alpha)^2}{n_\alpha^4} + O\left(\frac{\text{tr}^2(\mathbf{W}\Sigma_\alpha)^2}{n_\alpha^5} + \frac{\text{tr}(\mathbf{W}\Sigma_\alpha)^4}{n_\alpha^4}\right), \end{aligned}$$

where $\mathbf{A}_\alpha = \mathbf{\Gamma}_\alpha^T \mathbf{W} \mathbf{\Gamma}_\alpha$. Since $\text{tr}(\mathbf{A}_\alpha^2 \circ \mathbf{A}_\alpha^2) \leq \text{tr}(\mathbf{W}\Sigma_\alpha)^4$, and $\text{tr}(\mathbf{W}\Sigma_\alpha)^4 = o(\text{tr}^2(\mathbf{W}\Sigma_\alpha)^2)$ by Assumption (A4), we have $\text{Var} \left(\text{tr}(\widehat{\mathbf{W}\Sigma_\alpha})^2 \right) = o(\text{tr}^2(\mathbf{W}\Sigma_\alpha)^2)$. So, $\frac{\text{tr}(\widehat{\mathbf{W}\Sigma_\alpha})^2}{\text{tr}(\mathbf{W}\Sigma_\alpha)^2} \xrightarrow{p} 1$.

Further, we have

$$\begin{aligned} &\text{tr}(\mathbf{W}\widehat{\Sigma}_\alpha \mathbf{W}\widehat{\Sigma}_\beta) \\ &= \text{tr} \left\{ \frac{1}{(n_\alpha - 1)(n_\beta - 1)} \sum_{i=1}^{n_\alpha} \mathbf{W}(\mathbf{Y}_{\alpha i} - \bar{\mathbf{Y}}_\alpha)(\mathbf{Y}_{\alpha i} - \bar{\mathbf{Y}}_\alpha)^T \right. \\ &\quad \left. \sum_{j=1}^{n_\beta} \mathbf{W}(\mathbf{Y}_{\beta j} - \bar{\mathbf{Y}}_\beta)(\mathbf{Y}_{\beta j} - \bar{\mathbf{Y}}_\beta)^T \right\} \end{aligned}$$

$$\begin{aligned}
&= \frac{1}{n_\alpha n_\beta} \text{tr} \left\{ \sum_{i=1}^{n_\alpha} \sum_{j=1}^{n_\beta} \mathbf{W}^{1/2} (\mathbf{Y}_{\alpha i} - \bar{\mathbf{Y}}_{\alpha(i)}) \mathbf{Y}_{\alpha i}^T \mathbf{W} (\mathbf{Y}_{\beta j} - \bar{\mathbf{Y}}_{\beta(j)}) \mathbf{Y}_{\beta j}^T \mathbf{W}^{1/2} \right\} \\
&= \frac{1}{n_\alpha n_\beta} \text{tr} \left\{ \sum_{i=1}^{n_\alpha} \sum_{j=1}^{n_\beta} \mathbf{W}^{1/2} (\mathbf{Y}_{\alpha i} - \boldsymbol{\mu}_\alpha + \boldsymbol{\mu}_\alpha - \bar{\mathbf{Y}}_{\alpha(i)}) (\mathbf{Y}_{\alpha i} - \boldsymbol{\mu}_\alpha + \boldsymbol{\mu}_\alpha)^T \right. \\
&\quad \left. \mathbf{W} (\mathbf{Y}_{\beta j} - \boldsymbol{\mu}_\beta + \boldsymbol{\mu}_\beta - \bar{\mathbf{Y}}_{\beta(j)}) (\mathbf{Y}_{\beta j} - \boldsymbol{\mu}_\beta + \boldsymbol{\mu}_\beta)^T \mathbf{W}^{1/2} \right\} \\
&:= \sum_{l=1}^{16} D_l,
\end{aligned}$$

where $\bar{\mathbf{Y}}_{\beta(j)}$ represents the β th sample mean of after excluding $\mathbf{Y}_{\beta j}$, and

$$\begin{aligned}
D_1 &= \frac{1}{n_\alpha n_\beta} \sum_{i=1}^{n_\alpha} \sum_{j=1}^{n_\beta} \text{tr} \left\{ \mathbf{W}^{1/2} (\mathbf{Y}_{\alpha i} - \boldsymbol{\mu}_\alpha) (\mathbf{Y}_{\alpha i} - \boldsymbol{\mu}_\alpha)^T \mathbf{W} (\mathbf{Y}_{\beta j} - \boldsymbol{\mu}_\beta) (\mathbf{Y}_{\beta j} - \boldsymbol{\mu}_\beta)^T \mathbf{W}^{1/2} \right\}, \\
D_2 &= \frac{-1}{n_\alpha n_\beta} \sum_{i=1}^{n_\alpha} \sum_{j=1}^{n_\beta} \text{tr} \left\{ \mathbf{W}^{1/2} (\bar{\mathbf{Y}}_{\alpha(i)} - \boldsymbol{\mu}_\alpha) (\mathbf{Y}_{\alpha i} - \boldsymbol{\mu}_\alpha)^T \mathbf{W} (\mathbf{Y}_{\beta j} - \boldsymbol{\mu}_\beta) (\mathbf{Y}_{\beta j} - \boldsymbol{\mu}_\beta)^T \mathbf{W}^{1/2} \right\}, \\
D_3 &= \frac{-1}{n_\alpha n_\beta} \sum_{i=1}^{n_\alpha} \sum_{j=1}^{n_\beta} \text{tr} \left\{ \mathbf{W}^{1/2} (\mathbf{Y}_{\alpha i} - \boldsymbol{\mu}_\alpha) (\mathbf{Y}_{\alpha i} - \boldsymbol{\mu}_\alpha)^T \mathbf{W} (\bar{\mathbf{Y}}_{\beta(j)} - \boldsymbol{\mu}_\beta) (\mathbf{Y}_{\beta j} - \boldsymbol{\mu}_\beta)^T \mathbf{W}^{1/2} \right\}, \\
D_4 &= \frac{1}{n_\alpha n_\beta} \sum_{i=1}^{n_\alpha} \sum_{j=1}^{n_\beta} \text{tr} \left\{ \mathbf{W}^{1/2} (\mathbf{Y}_{\alpha i} - \boldsymbol{\mu}_\alpha) \boldsymbol{\mu}_\alpha^T \mathbf{W} (\mathbf{Y}_{\beta j} - \boldsymbol{\mu}_\beta) (\mathbf{Y}_{\beta j} - \boldsymbol{\mu}_\beta)^T \mathbf{W}^{1/2} \right\}, \\
D_5 &= \frac{1}{n_\alpha n_\beta} \sum_{i=1}^{n_\alpha} \sum_{j=1}^{n_\beta} \text{tr} \left\{ \mathbf{W}^{1/2} (\mathbf{Y}_{\alpha i} - \boldsymbol{\mu}_\alpha) (\mathbf{Y}_{\alpha i} - \boldsymbol{\mu}_\alpha)^T \mathbf{W} (\mathbf{Y}_{\beta j} - \boldsymbol{\mu}_\beta) \boldsymbol{\mu}_\beta^T \mathbf{W}^{1/2} \right\}, \\
D_6 &= \frac{-1}{n_\alpha n_\beta} \sum_{i=1}^{n_\alpha} \sum_{j=1}^{n_\beta} \text{tr} \left\{ \mathbf{W}^{1/2} (\bar{\mathbf{Y}}_{\alpha(i)} - \boldsymbol{\mu}_\alpha) \boldsymbol{\mu}_\alpha^T \mathbf{W} (\mathbf{Y}_{\beta j} - \boldsymbol{\mu}_\beta) (\mathbf{Y}_{\beta j} - \boldsymbol{\mu}_\beta)^T \mathbf{W}^{1/2} \right\}, \\
D_7 &= \frac{-1}{n_\alpha n_\beta} \sum_{i=1}^{n_\alpha} \sum_{j=1}^{n_\beta} \text{tr} \left\{ \mathbf{W}^{1/2} (\mathbf{Y}_{\alpha i} - \boldsymbol{\mu}_\alpha) (\mathbf{Y}_{\alpha i} - \boldsymbol{\mu}_\alpha)^T \mathbf{W} (\bar{\mathbf{Y}}_{\beta(j)} - \boldsymbol{\mu}_\beta) \boldsymbol{\mu}_\beta^T \mathbf{W}^{1/2} \right\}, \\
D_8 &= \frac{1}{n_\alpha n_\beta} \sum_{i=1}^{n_\alpha} \sum_{j=1}^{n_\beta} \text{tr} \left\{ \mathbf{W}^{1/2} (\bar{\mathbf{Y}}_{\alpha(i)} - \boldsymbol{\mu}_\alpha) (\mathbf{Y}_{\alpha i} - \boldsymbol{\mu}_\alpha)^T \right. \\
&\quad \left. \mathbf{W} (\bar{\mathbf{Y}}_{\beta(j)} - \boldsymbol{\mu}_\beta) (\mathbf{Y}_{\beta j} - \boldsymbol{\mu}_\beta)^T \mathbf{W}^{1/2} \right\}, \\
D_9 &= \frac{-1}{n_\alpha n_\beta} \sum_{i=1}^{n_\alpha} \sum_{j=1}^{n_\beta} \text{tr} \left\{ \mathbf{W}^{1/2} (\mathbf{Y}_{\alpha i} - \boldsymbol{\mu}_\alpha) \boldsymbol{\mu}_\alpha^T \mathbf{W} (\bar{\mathbf{Y}}_{\beta(j)} - \boldsymbol{\mu}_\beta) (\mathbf{Y}_{\beta j} - \boldsymbol{\mu}_\beta)^T \mathbf{W}^{1/2} \right\}, \\
D_{10} &= \frac{-1}{n_\alpha n_\beta} \sum_{i=1}^{n_\alpha} \sum_{j=1}^{n_\beta} \text{tr} \left\{ \mathbf{W}^{1/2} (\bar{\mathbf{Y}}_{\alpha(i)} - \boldsymbol{\mu}_\alpha) (\mathbf{Y}_{\alpha i} - \boldsymbol{\mu}_\alpha)^T \mathbf{W} (\mathbf{Y}_{\beta j} - \boldsymbol{\mu}_\beta) \boldsymbol{\mu}_\beta^T \mathbf{W}^{1/2} \right\},
\end{aligned}$$

$$\begin{aligned}
D_{11} &= \frac{1}{n_\alpha n_\beta} \sum_{i=1}^{n_\alpha} \sum_{j=1}^{n_\beta} \text{tr} \left\{ \mathbf{W}^{1/2} (\bar{\mathbf{Y}}_{\alpha(i)} - \boldsymbol{\mu}_\alpha) \boldsymbol{\mu}_\alpha^T \mathbf{W} (\bar{\mathbf{Y}}_{\beta(j)} - \boldsymbol{\mu}_\beta) (\mathbf{Y}_{\beta j} - \boldsymbol{\mu}_\beta)^T \mathbf{W}^{1/2} \right\}, \\
D_{12} &= \frac{1}{n_\alpha n_\beta} \sum_{i=1}^{n_\alpha} \sum_{j=1}^{n_\beta} \text{tr} \left\{ \mathbf{W}^{1/2} (\bar{\mathbf{Y}}_{\alpha(i)} - \boldsymbol{\mu}_\alpha) (\mathbf{Y}_{\alpha i} - \boldsymbol{\mu}_\alpha)^T \mathbf{W} (\bar{\mathbf{Y}}_{\beta(j)} - \boldsymbol{\mu}_\beta) \boldsymbol{\mu}_\beta^T \mathbf{W}^{1/2} \right\}, \\
D_{13} &= \frac{1}{n_\alpha n_\beta} \sum_{i=1}^{n_\alpha} \sum_{j=1}^{n_\beta} \text{tr} \left\{ \mathbf{W}^{1/2} (\mathbf{Y}_{\alpha i} - \boldsymbol{\mu}_\alpha) \boldsymbol{\mu}_\alpha^T \mathbf{W} (\mathbf{Y}_{\beta j} - \boldsymbol{\mu}_\beta) \boldsymbol{\mu}_\beta^T \mathbf{W}^{1/2} \right\}, \\
D_{14} &= \frac{-1}{n_\alpha n_\beta} \sum_{i=1}^{n_\alpha} \sum_{j=1}^{n_\beta} \text{tr} \left\{ \mathbf{W}^{1/2} (\bar{\mathbf{Y}}_{\alpha(i)} - \boldsymbol{\mu}_\alpha) \boldsymbol{\mu}_\alpha^T \mathbf{W} (\mathbf{Y}_{\beta j} - \boldsymbol{\mu}_\beta) \boldsymbol{\mu}_\beta^T \mathbf{W}^{1/2} \right\}, \\
D_{15} &= \frac{-1}{n_\alpha n_\beta} \sum_{i=1}^{n_\alpha} \sum_{j=1}^{n_\beta} \text{tr} \left\{ \mathbf{W}^{1/2} (\mathbf{Y}_{\alpha i} - \boldsymbol{\mu}_\alpha) \boldsymbol{\mu}_\alpha^T \mathbf{W} (\bar{\mathbf{Y}}_{\beta(j)} - \boldsymbol{\mu}_\beta) \boldsymbol{\mu}_\beta^T \mathbf{W}^{1/2} \right\}, \\
D_{16} &= \frac{1}{n_\alpha n_\beta} \sum_{i=1}^{n_\alpha} \sum_{j=1}^{n_\beta} \text{tr} \left\{ \mathbf{W}^{1/2} (\bar{\mathbf{Y}}_{\alpha(i)} - \boldsymbol{\mu}_\alpha) \boldsymbol{\mu}_\alpha^T \mathbf{W} (\bar{\mathbf{Y}}_{\beta(j)} - \boldsymbol{\mu}_\beta) \boldsymbol{\mu}_\beta^T \mathbf{W}^{1/2} \right\}.
\end{aligned}$$

From the above equation, we can conclude that $E(D_1) = \text{tr}(\mathbf{W}\boldsymbol{\Sigma}_\alpha\mathbf{W}\boldsymbol{\Sigma}_\beta)$ and $E(D_l) = 0$ for $l = 2, \dots, 16$. Therefore, we have $E\left(\text{tr}(\mathbf{W}\widehat{\boldsymbol{\Sigma}}_\alpha\mathbf{W}\widehat{\boldsymbol{\Sigma}}_\beta)\right) = \text{tr}(\mathbf{W}\boldsymbol{\Sigma}_\alpha\mathbf{W}\boldsymbol{\Sigma}_\beta)$, and now we will prove $\text{Var}\left(\text{tr}(\mathbf{W}\widehat{\boldsymbol{\Sigma}}_\alpha\mathbf{W}\widehat{\boldsymbol{\Sigma}}_\beta)\right) = o(\text{tr}^2(\mathbf{W}\boldsymbol{\Sigma}_\alpha\mathbf{W}\boldsymbol{\Sigma}_\beta))$. Note that

$$\text{Var}\left(\text{tr}(\mathbf{W}\widehat{\boldsymbol{\Sigma}}_\alpha\mathbf{W}\widehat{\boldsymbol{\Sigma}}_\beta)\right) \leq 16 \sum_{l=1}^{16} \text{Var}(D_l).$$

Since

$$\begin{aligned}
\text{Var}(D_1) &= E(D_1^2) - E^2(D_1) \\
&= \frac{1}{n_\alpha^2 n_\beta^2} E \left[\sum_{i=1}^{n_\alpha} \sum_{j=1}^{n_\beta} \text{tr} \left\{ \mathbf{W}^{1/2} (\mathbf{Y}_{\alpha i} - \boldsymbol{\mu}_\alpha) (\mathbf{Y}_{\alpha i} - \boldsymbol{\mu}_\alpha)^T \right. \right. \\
&\quad \left. \left. \mathbf{W} (\mathbf{Y}_{\beta j} - \boldsymbol{\mu}_\beta) (\mathbf{Y}_{\beta j} - \boldsymbol{\mu}_\beta)^T \mathbf{W}^{1/2} \right\} \right. \\
&\quad \left. \times \sum_{i_1=1}^{n_\alpha} \sum_{j_1=1}^{n_\beta} \text{tr} \left\{ \mathbf{W}^{1/2} (\mathbf{Y}_{\alpha i_1} - \boldsymbol{\mu}_\alpha) (\mathbf{Y}_{\alpha i_1} - \boldsymbol{\mu}_\alpha)^T \right. \right. \\
&\quad \left. \left. \mathbf{W} (\mathbf{Y}_{\beta j_1} - \boldsymbol{\mu}_\beta) (\mathbf{Y}_{\beta j_1} - \boldsymbol{\mu}_\beta)^T \mathbf{W}^{1/2} \right\} \right] - \text{tr}^2(\mathbf{W}\boldsymbol{\Sigma}_\alpha\mathbf{W}\boldsymbol{\Sigma}_\beta) \\
&= \frac{1}{n_\alpha n_\beta} E \left[\text{tr} \left\{ \mathbf{W}^{1/2} (\mathbf{Y}_{\alpha i} - \boldsymbol{\mu}_\alpha) (\mathbf{Y}_{\alpha i} - \boldsymbol{\mu}_\alpha)^T \right. \right. \\
&\quad \left. \left. \mathbf{W} (\mathbf{Y}_{\beta j} - \boldsymbol{\mu}_\beta) (\mathbf{Y}_{\beta j} - \boldsymbol{\mu}_\beta)^T \mathbf{W}^{1/2} \right\} \right]^2
\end{aligned}$$

$$\begin{aligned}
& + \frac{(n_\beta - 1)}{n_\alpha n_\beta} \mathbb{E} \left[(\mathbf{Y}_{\alpha i} - \boldsymbol{\mu}_\alpha)^T \mathbf{W} (\mathbf{Y}_{\beta j} - \boldsymbol{\mu}_\beta) (\mathbf{Y}_{\beta j} - \boldsymbol{\mu}_\beta)^T \mathbf{W} (\mathbf{Y}_{\alpha i} - \boldsymbol{\mu}_\alpha) \right. \\
& \left. (\mathbf{Y}_{\alpha i} - \boldsymbol{\mu}_\alpha)^T \mathbf{W} (\mathbf{Y}_{\beta j_1} - \boldsymbol{\mu}_\beta) (\mathbf{Y}_{\beta j_1} - \boldsymbol{\mu}_\beta)^T \mathbf{W} (\mathbf{Y}_{\alpha i} - \boldsymbol{\mu}_\alpha) \right] \\
& + o(\text{tr}^2(\mathbf{W}\boldsymbol{\Sigma}_\alpha \mathbf{W}\boldsymbol{\Sigma}_\beta)).
\end{aligned}$$

Through lemma 2.2, lemma 2.3 and assumptions A1, A3, A4, we have

$$\begin{aligned}
& \frac{1}{n_\alpha n_\beta} \mathbb{E} \left[\text{tr} \left\{ \mathbf{W}^{1/2} (\mathbf{Y}_{\alpha i} - \boldsymbol{\mu}_\alpha) (\mathbf{Y}_{\alpha i} - \boldsymbol{\mu}_\alpha)^T \mathbf{W} (\mathbf{Y}_{\beta j} - \boldsymbol{\mu}_\beta) (\mathbf{Y}_{\beta j} - \boldsymbol{\mu}_\beta)^T \mathbf{W}^{1/2} \right\} \right]^2 \\
& \leq \frac{1}{n_\alpha n_\beta} \left[(3 + \Delta) \text{tr}^2(\mathbf{W}\boldsymbol{\Sigma}_\alpha \mathbf{W}\boldsymbol{\Sigma}_\beta) + (3 + \Delta)(2 + \Delta) \text{tr}(\mathbf{W}\boldsymbol{\Sigma}_\alpha \mathbf{W}\boldsymbol{\Sigma}_\beta)^2 \right] \\
& = o(\text{tr}^2(\mathbf{W}\boldsymbol{\Sigma}_\alpha \mathbf{W}\boldsymbol{\Sigma}_\beta))
\end{aligned}$$

and

$$\begin{aligned}
& \frac{(n_\beta - 1)}{n_\alpha n_\beta} \mathbb{E} \left[(\mathbf{Y}_{\alpha i} - \boldsymbol{\mu}_\alpha)^T \mathbf{W} (\mathbf{Y}_{\beta j} - \boldsymbol{\mu}_\beta) (\mathbf{Y}_{\beta j} - \boldsymbol{\mu}_\beta)^T \mathbf{W} (\mathbf{Y}_{\alpha i} - \boldsymbol{\mu}_\alpha) \right. \\
& \left. (\mathbf{Y}_{\alpha i} - \boldsymbol{\mu}_\alpha)^T \mathbf{W} (\mathbf{Y}_{\beta j_1} - \boldsymbol{\mu}_\beta) (\mathbf{Y}_{\beta j_1} - \boldsymbol{\mu}_\beta)^T \mathbf{W} (\mathbf{Y}_{\alpha i} - \boldsymbol{\mu}_\alpha) \right] \\
& \leq \frac{(n_\beta - 1)}{n_\alpha n_\beta} \left[\text{tr}^2(\mathbf{W}\boldsymbol{\Sigma}_\alpha \mathbf{W}\boldsymbol{\Sigma}_\beta) + (2 + \Delta) \text{tr}(\mathbf{W}\boldsymbol{\Sigma}_\alpha \mathbf{W}\boldsymbol{\Sigma}_\beta)^2 \right] \\
& = o(\text{tr}^2(\mathbf{W}\boldsymbol{\Sigma}_\alpha \mathbf{W}\boldsymbol{\Sigma}_\beta)).
\end{aligned}$$

Therefore, we have

$$\text{Var}(D_1) = o(\text{tr}^2(\mathbf{W}\boldsymbol{\Sigma}_\alpha \mathbf{W}\boldsymbol{\Sigma}_\beta)).$$

By using a similar method, we can obtain

$$\text{Var}(D_l) = o(\text{tr}^2(\mathbf{W}\boldsymbol{\Sigma}_\alpha \mathbf{W}\boldsymbol{\Sigma}_\beta)), \text{ for } l = 2, \dots, 16.$$

Further, we get $\text{Var}(\text{tr}(\widehat{\mathbf{W}\boldsymbol{\Sigma}_\alpha \mathbf{W}\boldsymbol{\Sigma}_\beta})) = o(\text{tr}^2(\mathbf{W}\boldsymbol{\Sigma}_\alpha \mathbf{W}\boldsymbol{\Sigma}_\beta))$. So $\frac{\text{tr}(\widehat{\mathbf{W}\boldsymbol{\Sigma}_\alpha \mathbf{W}\boldsymbol{\Sigma}_\beta})}{\text{tr}(\mathbf{W}\boldsymbol{\Sigma}_\alpha \mathbf{W}\boldsymbol{\Sigma}_\beta)} \xrightarrow{p} 1$. In summary, we can obtain $\frac{\widehat{\sigma}^2(\mathbb{T}_{n_0})}{\sigma^2(\mathbb{T}_{n_0})} \xrightarrow{p} 1$. The proof of this theorem has been completed.

Proof of theorem 2.4

Based on condition (2.27), we have

$$\frac{\mathbf{S}_n}{\sigma(\mathbb{T}_{n_0})} = o_p(1).$$

Further, from Theorem 2.3 and (2.11), we can derive

$$\begin{aligned} P\left(\frac{T_n}{\widehat{\sigma}(T_{n_0})} \geq z_\alpha\right) &= P\left(\frac{T_{n_0} + 2\mathbf{S}_n + \|\mathbf{D}_\theta\boldsymbol{\mu}\|^2 \frac{\sigma(T_{n_0})}{\widehat{\sigma}(T_{n_0})}}{\sigma(T_{n_0})} \geq z_\alpha\right) \\ &= \Phi\left(-z_\alpha + \frac{\|\mathbf{D}_\theta\boldsymbol{\mu}\|^2}{\sigma(T_{n_0})}\right) (1 + o(1)). \end{aligned}$$

Then the theorem proof is complete.

References

- Bai, Z., & Saranadasa, H. (1996). Effect of high dimension: by an example of a two sample problem. *Statistica Sinica*, 311-329.
- Chen, S. X., & Qin, Y. L. (2010). A two-sample test for high-dimensional data with applications to gene-set testing. *Annals of Statistics*, 38(2), 808-835.
- Chen, S. X., Zhang, L. X., & Zhong, P. S. (2010). Tests for high-dimensional covariance matrices. *Journal of the American Statistical Association*, 105(490), 810-819.
- Cai, T. T. , & Xia, Y. . (2014). High-dimensional sparse manova. *Journal of Multivariate Analysis*, 131, 174-196.
- Cao, M., Liang, S., He, D., & Xu, K. (2022). Testing linear hypothesis of high-dimensional means with unequal covariance matrices. *Journal of the Korean Statistical Society*, 1-16.
- Chakraborty, N., & Sakhanenko, L. (2023). Novel multiplier bootstrap tests for high-dimensional data with applications to MANOVA. *Computational Statistics & Data Analysis*, 178, 107619.
- Dempster, A. P. (1958). A high dimensional two sample significance test. *The Annals of Mathematical Statistics*, 995-1010.
- Feng, L., & Sun, F. (2015). A note on high-dimensional two-sample test. *Statistics & Probability Letters*, 105, 29-36.
- Feng, L., Zou, C., Wang, Z., & Zhu, L. (2015). Two-sample Behrens-Fisher problem for high-dimensional data. *Statistica Sinica*, 1297-1312.

- Himeno, T., & Yamada, T. (2014). Estimations for some functions of covariance matrix in high dimension under non-normality and its applications. *Journal of Multivariate Analysis*, 130, 27-44.
- Hu, J., Bai, Z., Wang, C., & Wang, W. (2017). On testing the equality of high dimensional mean vectors with unequal covariance matrices. *Annals of the Institute of Statistical Mathematics*, 69, 365-387.
- Jiang, B., Ye, C., & Liu, J. S. (2015). Nonparametric k-sample tests via dynamic slicing. *Journal of the American Statistical Association*, 110(510), 642-653.
- Jiang, Y., Wang, X., Wen, C., Jiang, Y., & Zhang, H. (2024). Nonparametric two-sample tests of high dimensional mean vectors via random integration. *Journal of the American Statistical Association*, 119(545), 701-714.
- Locantore, N., Marron, J. S., Simpson, D. G., Tripoli, N., Zhang, J. T., Cohen, K. L., ... & Cohen, K. L. (1999). Robust principal component analysis for functional data. *Test*, 8, 1-73.
- Le Bihan, D., Mangin, J. F., Poupon, C., Clark, C. A., Pappata, S., Molko, N., & Chabriat, H. (2001). Diffusion tensor imaging: concepts and applications. *Journal of Magnetic Resonance Imaging: An Official Journal of the International Society for Magnetic Resonance in Medicine*, 13(4), 534-546.
- Lam, C., & Yao, Q. (2012). Factor modeling for high-dimensional time series: inference for the number of factors. *The Annals of Statistics*, 694-726.
- Li, J., Hong, S., Niu, Z., & Bai, Z. (2024). Test for high-dimensional linear hypothesis of mean vectors via random integration. arxiv preprint arxiv:2403.07318.
- Nishiyama, T., Hyodo, M., Seo, T., & Pavlenko, T. (2013). Testing linear hypotheses of mean vectors for high-dimension data with unequal covariance matrices. *Journal of Statistical Planning and Inference*, 143(11), 1898-1911.
- Schott, J. R. (2007). Some high-dimensional tests for a one-way MANOVA. *Journal of Multivariate Analysis*, 98(9), 1825-1839.

- Srivastava, M. S., & Kubokawa, T. (2013). Tests for multivariate analysis of variance in high dimension under non-normality. *Journal of Multivariate Analysis*, 115, 204-216.
- Srivastava, M. S., Katayama, S., & Kano, Y. (2013). A two sample test in high dimensional data. *Journal of Multivariate Analysis*, 114, 349-358.
- Witten, D. M., & Tibshirani, R. (2011). Penalized classification using Fisher's linear discriminant. *Journal of the Royal Statistical Society Series B: Statistical Methodology*, 73(5), 753-772.
- Wang, R., & Xu, W. (2022). An approximate randomization test for the high-dimensional two-sample Behrens-Fisher problem under arbitrary covariances. *Biometrika*, 109(4), 1117-1132.
- Yamada, T., & Himeno, T. (2015). Testing homogeneity of mean vectors under heteroscedasticity in high-dimension. *Journal of Multivariate Analysis*, 139, 7-27.
- Zhou, B., Guo, J., & Zhang, J. T. (2017). High-dimensional general linear hypothesis testing under heteroscedasticity. *Journal of Statistical Planning and Inference*, 188, 36-54.
- Zhang, J. T., & Zhu, T. (2022)a. A new normal reference test for linear hypothesis testing in high-dimensional heteroscedastic one-way MANOVA. *Computational Statistics & Data Analysis*, 168, 107385.
- Zhang, J. T., & Zhu, T. (2022)b. A new k -nearest neighbors classifier for functional data. *Statistics and Its Interface*, 15(2), 247-260.
- Zhang, J. T., Zhou, B., & Guo, J. (2022). Linear hypothesis testing in high-dimensional heteroscedastic one-way MANOVA: A normal reference L2-norm based test. *Journal of Multivariate Analysis*, 187, 104816.

Supplementary material for general linear hypothesis testing of high dimensional mean vectors based on random integrals

Mingxiang Cao* , Yelong Qiu

Department of Statistics, Anhui Normal University, Wuhu, China

1 The simulation size and power of the other two sample sizes

1.1 Simulation results for MANOVA problem

Table 1 Empirical sizes of T_{New} , T_Z , T_{ZZG} and T_{ZZ} in Case 1.

n	p	$z_{\alpha ik} \stackrel{i.i.d}{\sim} \mathcal{N}(0, 1)$				$z_{\alpha ik} \stackrel{i.i.d}{\sim} (t_4/\sqrt{2})$				$z_{\alpha ik} \stackrel{i.i.d}{\sim} (\chi_1^2 - 1)/\sqrt{2}$			
		T_{New}	T_Z	T_{ZZG}	T_{ZZ}	T_{New}	T_Z	T_{ZZG}	T_{ZZ}	T_{New}	T_Z	T_{ZZG}	T_{ZZ}
(35,60,80,90)	100	0.0510	0.0560	0.0540	0.0535	0.0510	0.0595	0.0450	0.0410	0.0520	0.0570	0.0390	0.0385
	200	0.0505	0.0510	0.0490	0.0485	0.0530	0.0510	0.0380	0.0370	0.0545	0.0565	0.0415	0.0400
	300	0.0520	0.0490	0.0480	0.0475	0.0495	0.0525	0.0375	0.0365	0.0530	0.0470	0.0375	0.0370
	400	0.0560	0.0540	0.0530	0.0510	0.0530	0.0550	0.0395	0.0375	0.0555	0.0560	0.0390	0.0385
	500	0.0520	0.0465	0.0460	0.0450	0.0520	0.0495	0.0360	0.0345	0.0510	0.0525	0.0415	0.0395
(40,70,100,120)	100	0.0500	0.0555	0.0520	0.0490	0.0540	0.0600	0.0435	0.0405	0.0535	0.0530	0.0405	0.0400
	200	0.0510	0.0440	0.0435	0.0425	0.0550	0.0545	0.0385	0.0375	0.0525	0.0520	0.0410	0.0400
	300	0.0585	0.0580	0.0560	0.0550	0.0525	0.0530	0.0415	0.0375	0.0490	0.0535	0.0415	0.0395
	400	0.0520	0.0525	0.0515	0.0515	0.0520	0.0550	0.0430	0.0410	0.0485	0.0505	0.0400	0.0380
	500	0.0530	0.0555	0.0555	0.0535	0.0510	0.0475	0.0365	0.0350	0.0515	0.0460	0.0340	0.0325

*Corresponding author.

E-mail: caomingx@163.com

Table 2 Empirical sizes of T_{New} , T_Z , T_{ZZG} and T_{ZZ} in Case 2.

n	p	$z_{\alpha ik} \stackrel{i.i.d.}{\sim} \mathcal{N}(0,1)$				$z_{\alpha ik} \stackrel{i.i.d.}{\sim} (t_4/\sqrt{2})$				$z_{\alpha ik} \stackrel{i.i.d.}{\sim} (\chi_1^2 - 1)/\sqrt{2}$			
		T_{New}	T_Z	T_{ZZG}	T_{ZZ}	T_{New}	T_Z	T_{ZZG}	T_{ZZ}	T_{New}	T_Z	T_{ZZG}	T_{ZZ}
(35,60,80,90)	100	0.0550	0.0535	0.0495	0.0490	0.0495	0.0480	0.0395	0.0370	0.0500	0.0545	0.0470	0.0455
	200	0.0530	0.0540	0.0500	0.0485	0.0500	0.0525	0.0390	0.0380	0.0520	0.0545	0.0450	0.0425
	300	0.0515	0.0585	0.0565	0.0540	0.0535	0.0550	0.0455	0.0415	0.0555	0.0525	0.0455	0.0445
	400	0.0525	0.0535	0.0520	0.0510	0.0500	0.0505	0.0420	0.0395	0.0515	0.0490	0.0415	0.0395
	500	0.0540	0.0460	0.0445	0.0440	0.0515	0.0545	0.0440	0.0415	0.0500	0.0570	0.0465	0.0450
(40,70,100,120)	100	0.0525	0.0455	0.0425	0.0420	0.0525	0.0570	0.0470	0.0450	0.0515	0.0500	0.0420	0.0410
	200	0.0525	0.0490	0.0470	0.0460	0.0560	0.0570	0.0505	0.0480	0.0545	0.0530	0.0445	0.0430
	300	0.0530	0.0595	0.0580	0.0550	0.0515	0.0540	0.0410	0.0400	0.0525	0.0480	0.0400	0.0395
	400	0.0505	0.0560	0.0540	0.0535	0.0490	0.0520	0.0455	0.0445	0.0540	0.0550	0.0435	0.0425
	500	0.0495	0.0535	0.0510	0.0495	0.0490	0.0530	0.0420	0.0385	0.0500	0.0525	0.0405	0.0390

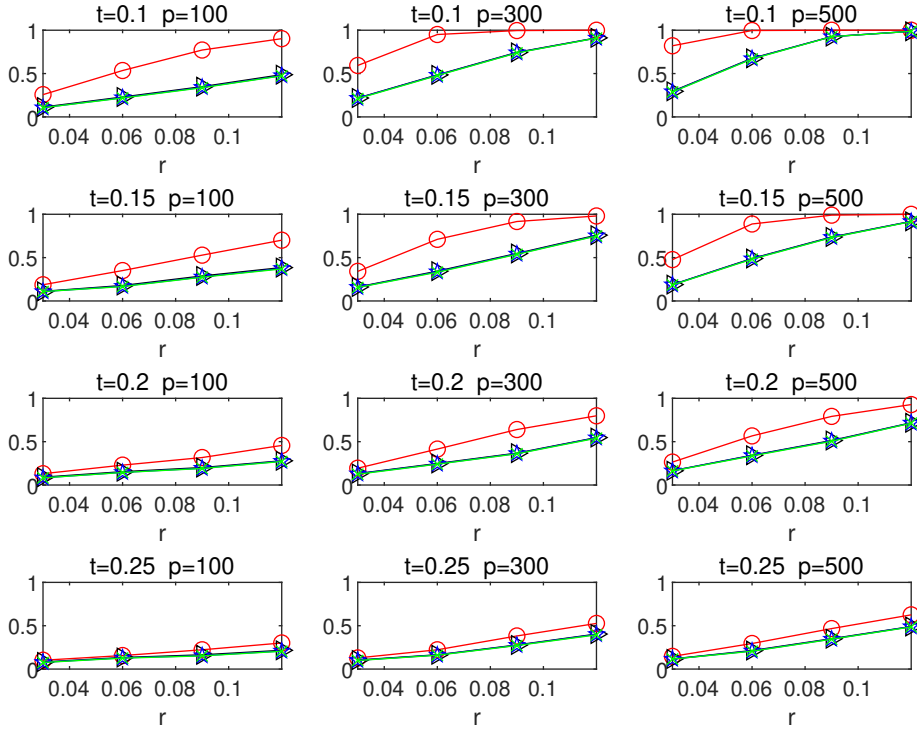


Figure 1. For Case 1, under different values of r and t , the empirical power of the four tests when $Z_{\alpha i} \sim N(0, 1)$, and $(n_1, n_2, n_3, n_4) = (35, 60, 80, 90)$. (T_{New} : red; T_Z : black; T_{ZZG} : blue; T_{ZZ} : green)

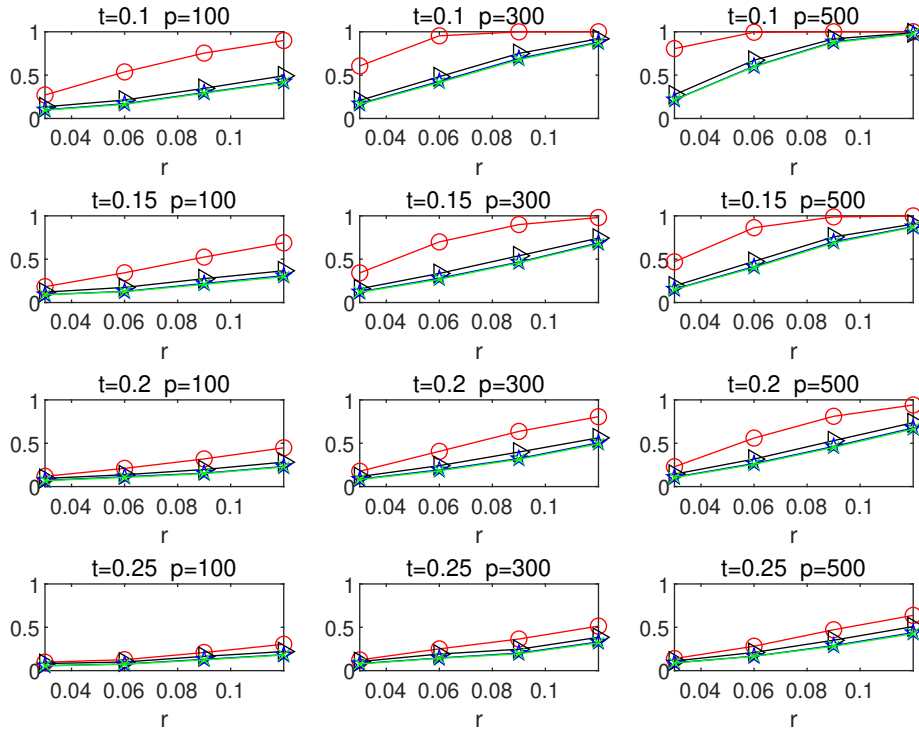


Figure 2. For Case 1, under different values of r and t , the empirical power of the four tests when $Z_{\alpha i} \sim t_4/\sqrt{2}$, and $(n_1, n_2, n_3, n_4) = (35, 60, 80, 90)$. (T_{New} : red; T_Z : black; T_{ZZG} : blue; T_{ZZ} : green)

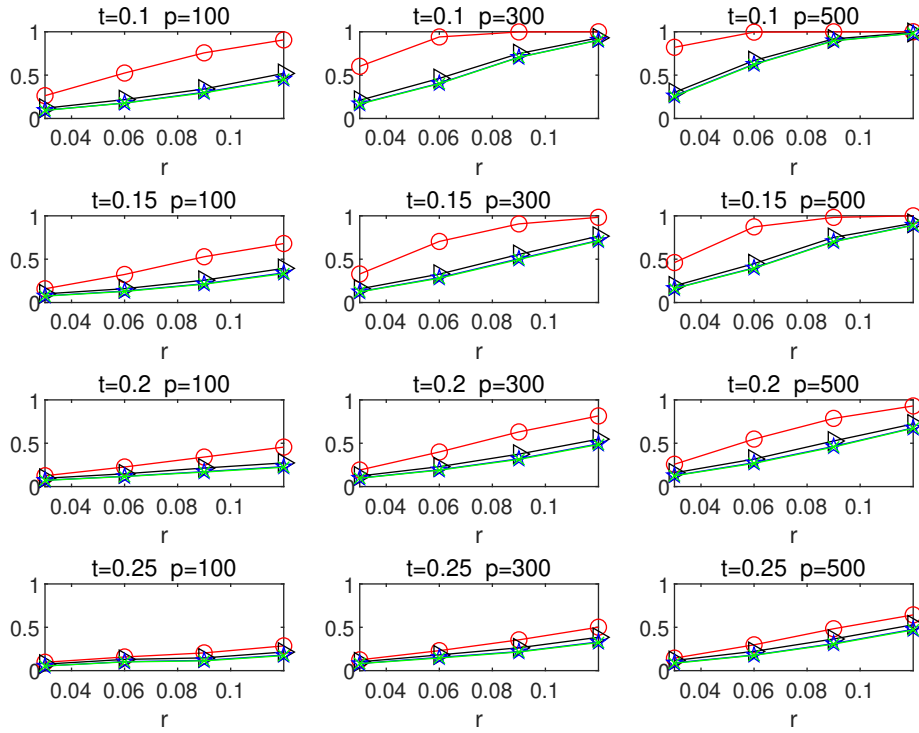


Figure 3. For Case 1, under different values of r and t , the empirical power of the four tests when $Z_{\alpha_i} \sim (\chi_1^2 - 1)/\sqrt{2}$, and $(n_1, n_2, n_3, n_4) = (35, 60, 80, 90)$. (T_{New} : red; T_Z : black; T_{ZZG} : blue; T_{ZZ} : green)

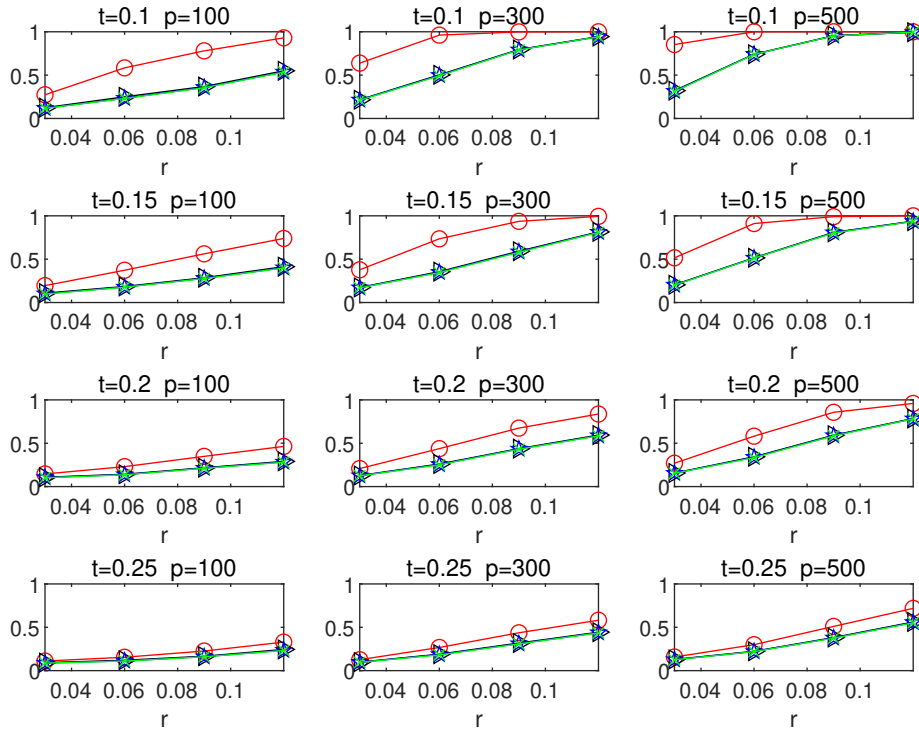


Figure 4. For Case 1, under different values of r and t , the empirical power of the four tests when $Z_{\alpha i} \sim N(0, 1)$, and $(n_1, n_2, n_3, n_4) = (40, 70, 100, 120)$. (T_{New} : red; T_Z : black; T_{ZZG} : blue; T_{ZZ} : green)

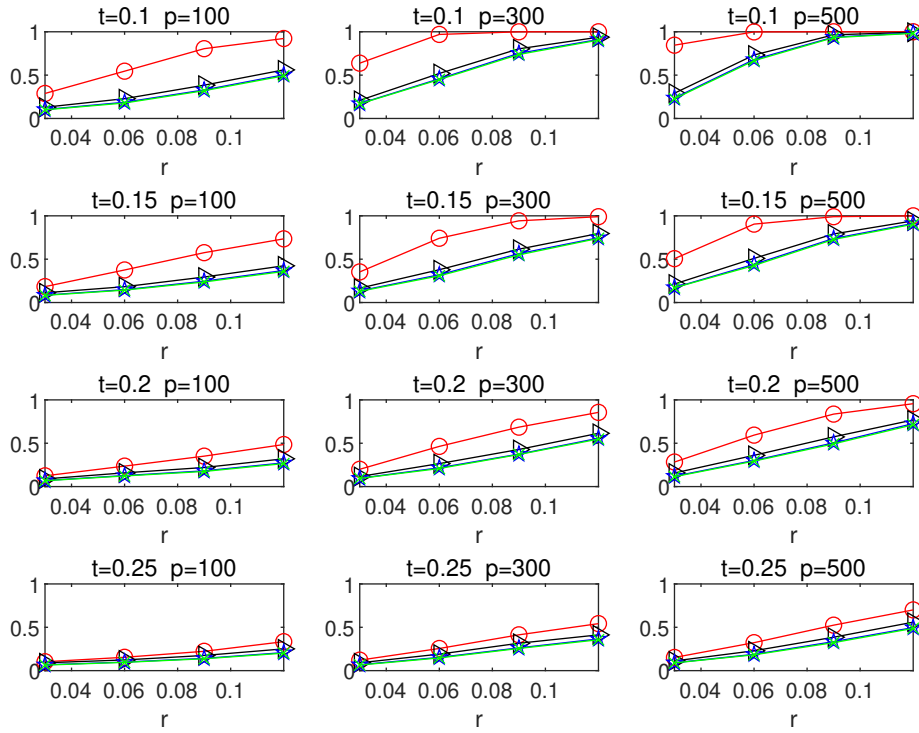


Figure 5. For Case 1, under different values of r and t , the empirical power of the four tests when $Z_{\alpha i} \sim t_4/\sqrt{2}$, and $(n_1, n_2, n_3, n_4) = (40, 70, 100, 120)$. (T_{New} : red; T_Z : black; T_{ZZG} : blue; T_{ZZ} : green)

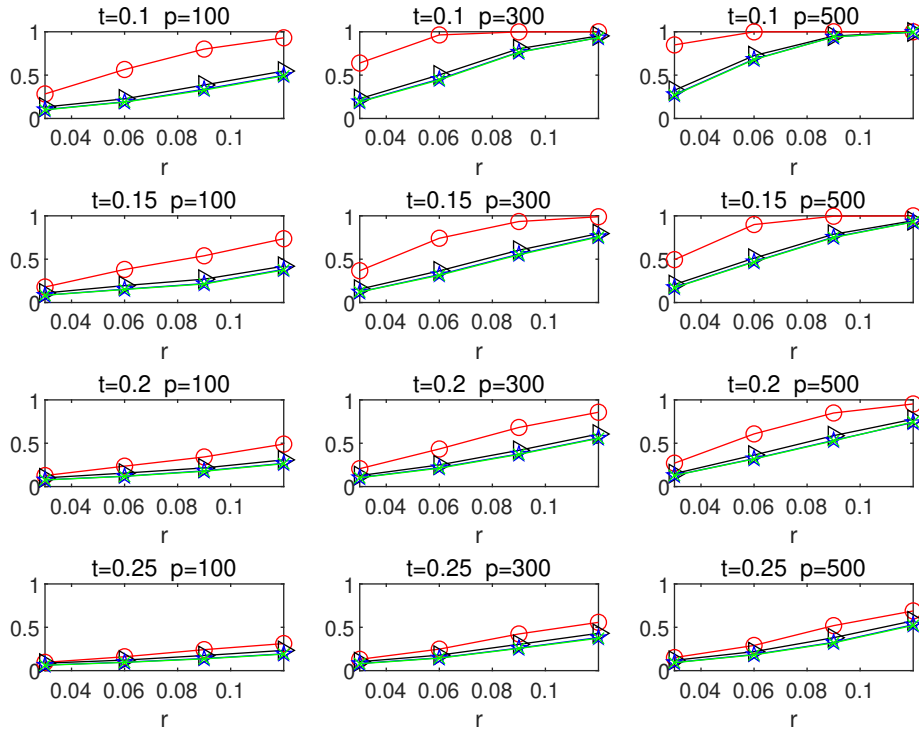


Figure 6. For Case 1, under different values of r and t , the empirical power of the four tests when $Z_{\alpha_i} \sim (\chi_1^2 - 1)/\sqrt{2}$, and $(n_1, n_2, n_3, n_4) = (40, 70, 100, 120)$. (T_{New} : red; T_Z : black; T_{ZZG} : blue; T_{ZZ} : green)

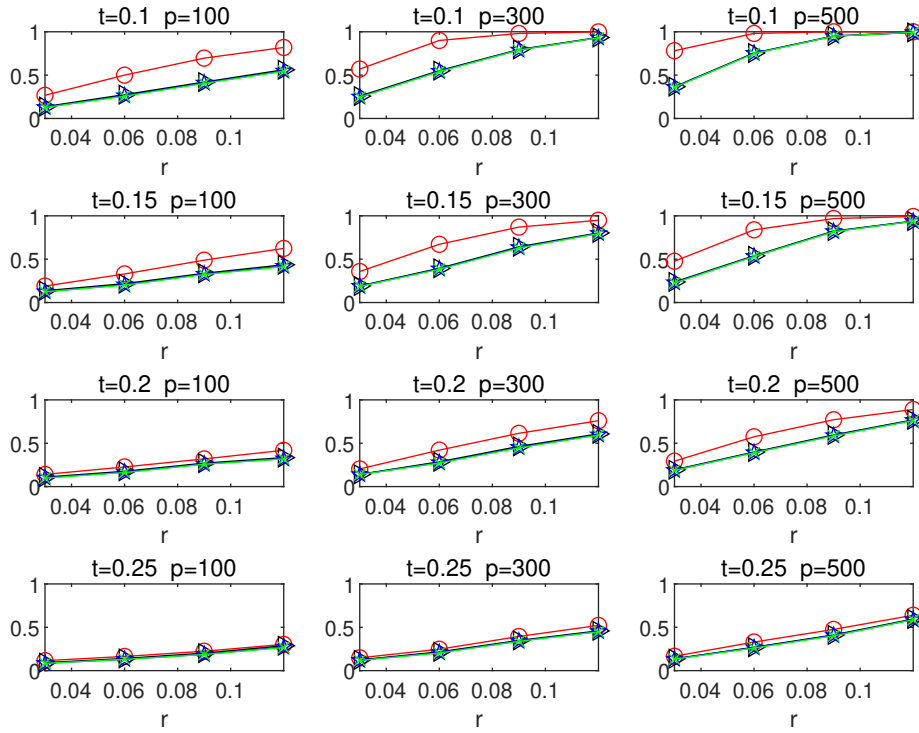


Figure 7. For Case 2, under different values of r and t , the empirical power of the four tests when $Z_{\alpha i} \sim N(0, 1)$, and $(n_1, n_2, n_3, n_4) = (35, 60, 80, 90)$. (T_{New} : red; T_Z : black; T_{ZZG} : blue; T_{ZZ} : green)

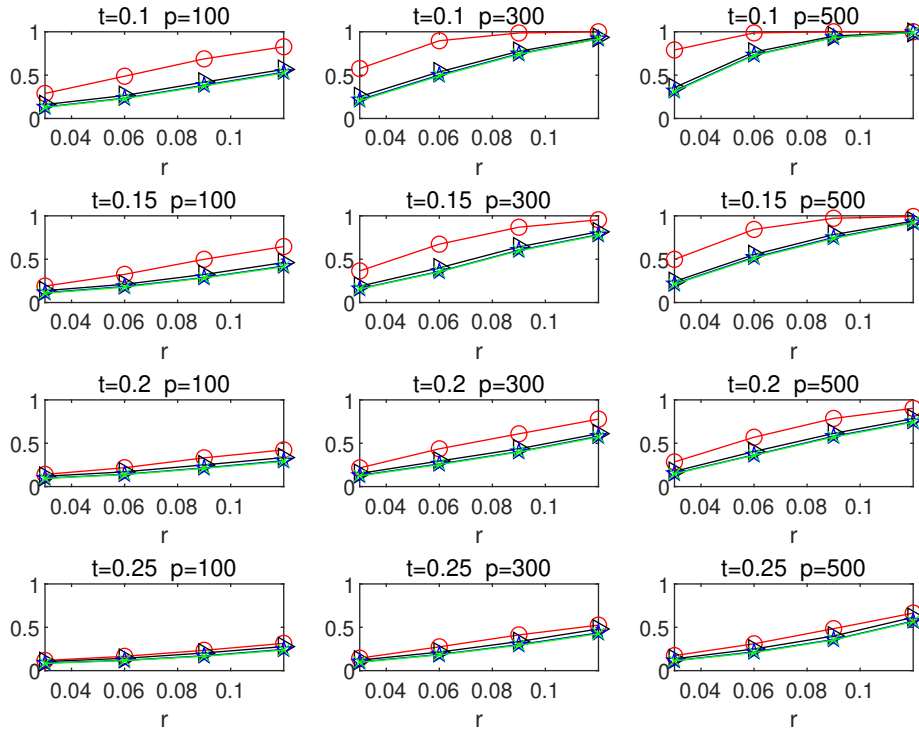


Figure 8. For Case 2, under different values of r and t , the empirical power of the four tests when $Z_{\alpha i} \sim t_4/\sqrt{2}$, and $(n_1, n_2, n_3, n_4) = (35, 60, 80, 90)$. (T_{New} : red; T_Z : black; T_{ZZG} : blue; T_{ZZ} : green)

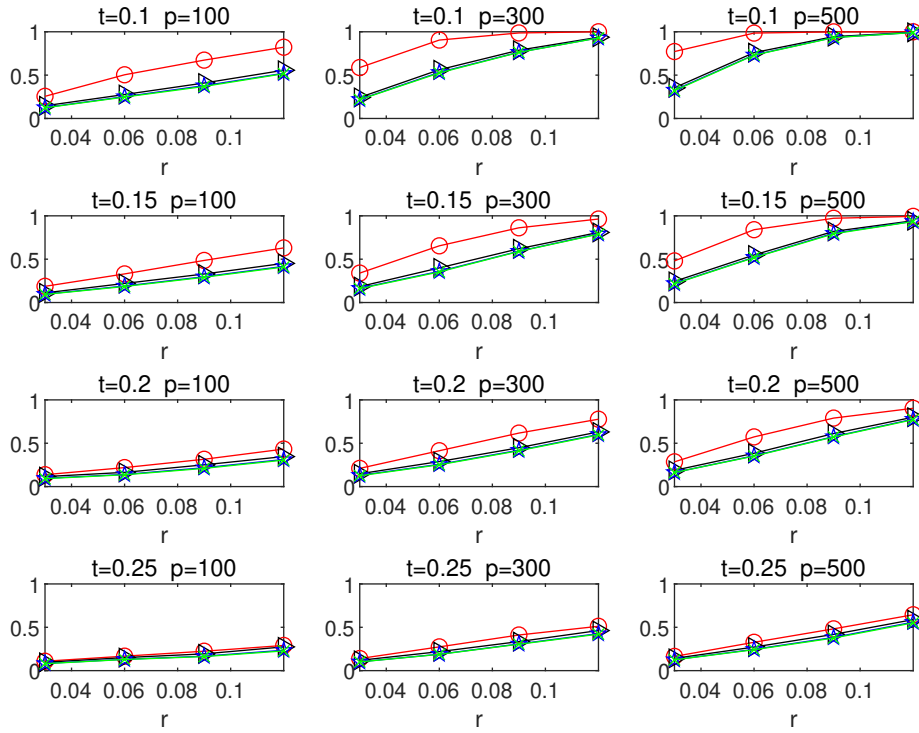


Figure 9. For Case 2, under different values of r and t , the empirical power of the four tests when $Z_{\alpha_i} \sim (\chi_1^2 - 1)/\sqrt{2}$, and $(n_1, n_2, n_3, n_4) = (35, 60, 80, 90)$. (T_{New} : red; T_Z : black; T_{ZZG} : blue; T_{ZZ} : green)

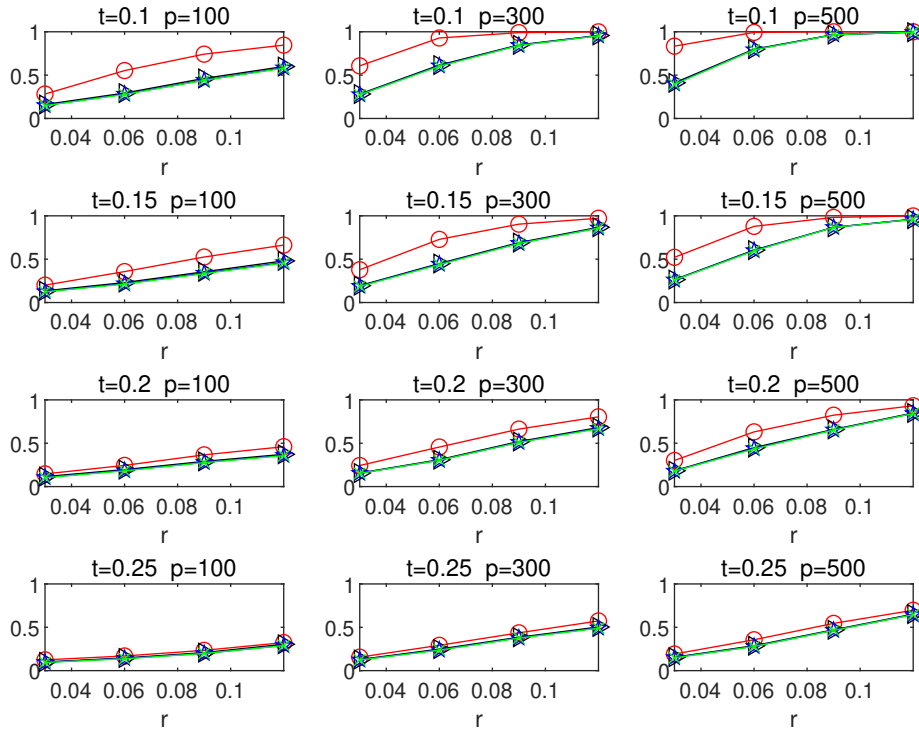


Figure 10. For Case 2, under different values of r and t , the empirical power of the four tests when $Z_{\alpha i} \sim N(0, 1)$, and $(n_1, n_2, n_3, n_4) = (40, 70, 100, 120)$. (T_{New} : red; T_Z : black; T_{ZZG} : blue; T_{ZZ} : green)

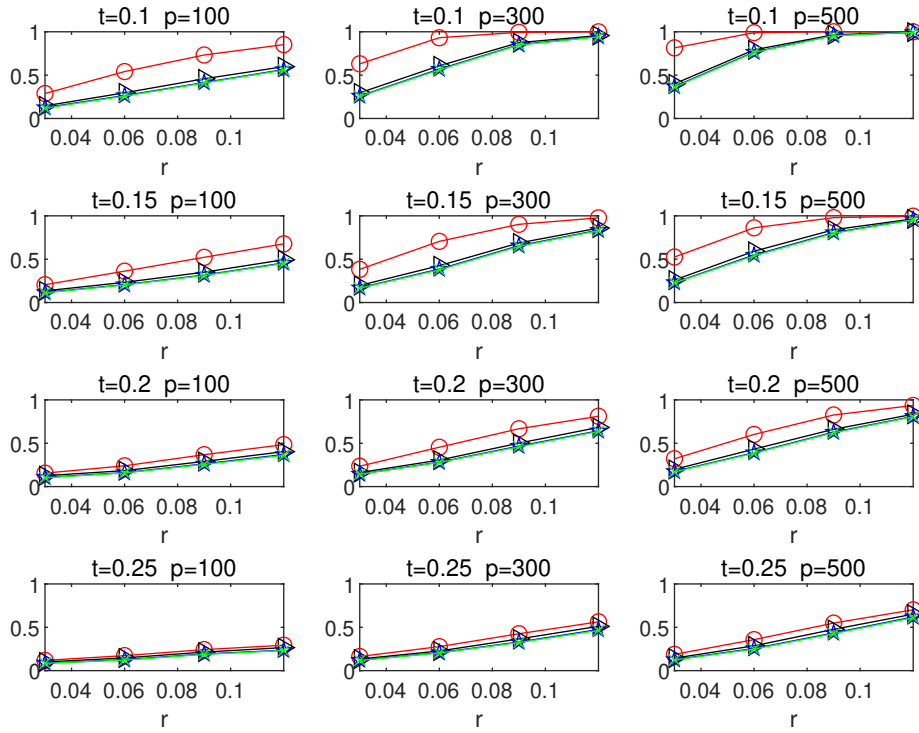


Figure 11. For Case 2, under different values of r and t , the empirical power of the four tests when $Z_{\alpha i} \sim t_4/\sqrt{2}$, and $(n_1, n_2, n_3, n_4) = (40, 70, 100, 120)$. (T_{New} : red; T_Z : black; T_{ZZG} : blue; T_{ZZ} : green)

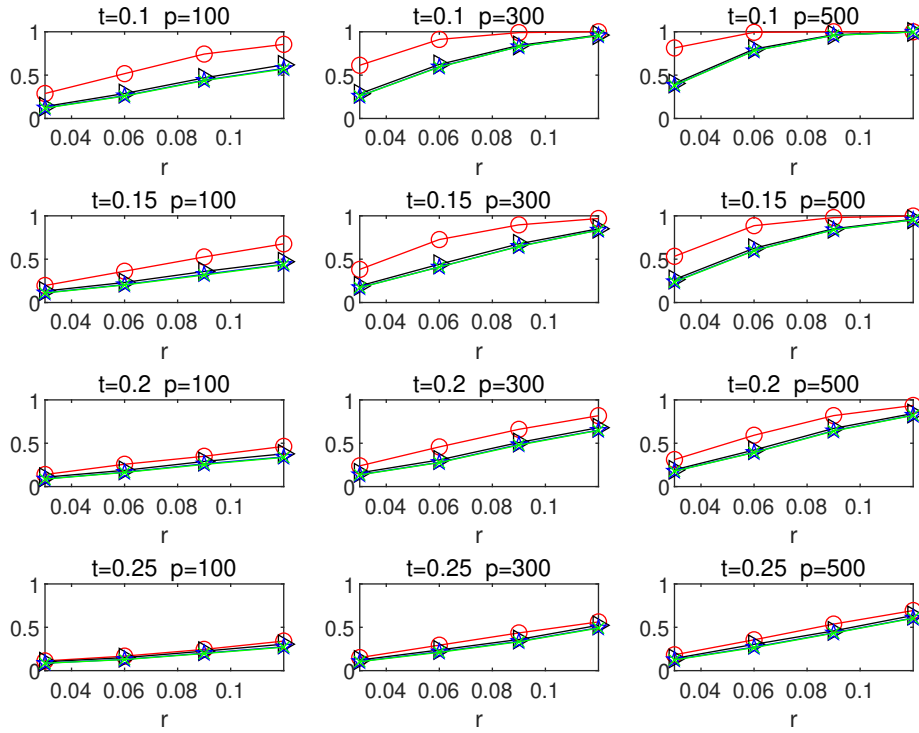


Figure 12. For Case 2, under different values of r and t , the empirical power of the four tests when $Z_{\alpha i} \sim (\chi_1^2 - 1)/\sqrt{2}$, and $(n_1, n_2, n_3, n_4) = (40, 70, 100, 120)$. (T_{New} : red; T_Z : black; T_{ZZG} : blue; T_{ZZ} : green)

1.2 Simulation results for GLHT problem

Table 3 Empirical sizes of T_{New} , T_Z , T_{ZZG} and T_{ZZ} in Case 3.

n	p	$z_{\alpha ik} \stackrel{i.i.d}{\sim} \mathcal{N}(0, 1)$				$z_{\alpha ik} \stackrel{i.i.d}{\sim} / (t_4 / \sqrt{2})$				$z_{\alpha ik} \stackrel{i.i.d}{\sim} / (\chi_1^2 - 1) / \sqrt{2}$			
		T_{New}	T_Z	T_{ZZG}	T_{ZZ}	T_{New}	T_Z	T_{ZZG}	T_{ZZ}	T_{New}	T_Z	T_{ZZG}	T_{ZZ}
(35,60,80,90)	100	0.0500	0.0565	0.0485	0.0475	0.0510	0.0560	0.0420	0.0370	0.0540	0.0530	0.0440	0.0425
	200	0.0560	0.0590	0.0560	0.0545	0.0500	0.0460	0.0380	0.0370	0.0540	0.0510	0.0430	0.0410
	300	0.0480	0.0475	0.0425	0.0420	0.0540	0.0545	0.0465	0.0450	0.0535	0.0490	0.0420	0.0420
	400	0.0520	0.0535	0.0485	0.0485	0.0565	0.0455	0.0380	0.0355	0.0490	0.0510	0.0410	0.0395
	500	0.0515	0.0555	0.0490	0.0485	0.0545	0.0510	0.0435	0.0415	0.0530	0.0535	0.0420	0.0405
(40,70,100,120)	100	0.0550	0.0455	0.0395	0.0390	0.0540	0.0595	0.0455	0.0445	0.0505	0.0510	0.0390	0.0375
	200	0.0490	0.0485	0.0445	0.0435	0.0530	0.0515	0.0405	0.0385	0.0490	0.0450	0.0370	0.0360
	300	0.0510	0.0510	0.0455	0.0445	0.0540	0.0550	0.0470	0.0460	0.0485	0.0545	0.0435	0.0430
	400	0.0555	0.0560	0.0525	0.0515	0.0510	0.0550	0.0415	0.0400	0.0555	0.0490	0.0430	0.0415
	500	0.0495	0.0465	0.0450	0.0445	0.0500	0.0455	0.0425	0.0420	0.0490	0.0530	0.0455	0.0440

Table 4 Empirical sizes of T_{New} , T_Z , T_{ZZG} and T_{ZZ} in Case 4.

n	p	$z_{\alpha ik} \stackrel{i.i.d}{\sim} \mathcal{N}(0, 1)$				$z_{\alpha ik} \stackrel{i.i.d}{\sim} / (t_4 / \sqrt{2})$				$z_{\alpha ik} \stackrel{i.i.d}{\sim} / (\chi_1^2 - 1) / \sqrt{2}$			
		T_{New}	T_Z	T_{ZZG}	T_{ZZ}	T_{New}	T_Z	T_{ZZG}	T_{ZZ}	T_{New}	T_Z	T_{ZZG}	T_{ZZ}
(35,60,80,90)	100	0.0560	0.0645	0.0550	0.0545	0.0540	0.0600	0.0505	0.0500	0.0585	0.0590	0.0470	0.0465
	200	0.0555	0.0655	0.0580	0.0570	0.0575	0.0620	0.0500	0.0490	0.0550	0.0590	0.0515	0.0505
	300	0.0535	0.0525	0.0480	0.0470	0.0515	0.0565	0.0475	0.0465	0.0580	0.0555	0.0475	0.0470
	400	0.0530	0.0540	0.0520	0.0505	0.0550	0.0585	0.0510	0.0505	0.0540	0.0500	0.0445	0.0435
	500	0.0530	0.0605	0.0560	0.0555	0.0580	0.0615	0.0540	0.0530	0.0555	0.0530	0.0460	0.0455
(40,70,100,120)	100	0.0565	0.0530	0.0430	0.0425	0.0585	0.0640	0.0510	0.0500	0.0565	0.0560	0.0500	0.0495
	200	0.0520	0.0680	0.0605	0.0600	0.0555	0.0520	0.0470	0.0455	0.0550	0.0580	0.0495	0.0480
	300	0.0510	0.0525	0.0490	0.0480	0.0580	0.0595	0.0485	0.0465	0.0575	0.0455	0.0395	0.0385
	400	0.0530	0.0520	0.0450	0.0445	0.0485	0.0565	0.0495	0.0475	0.0550	0.0510	0.0455	0.0450
	500	0.0490	0.0500	0.0470	0.0465	0.0510	0.0550	0.0470	0.0460	0.0505	0.0520	0.0470	0.0460

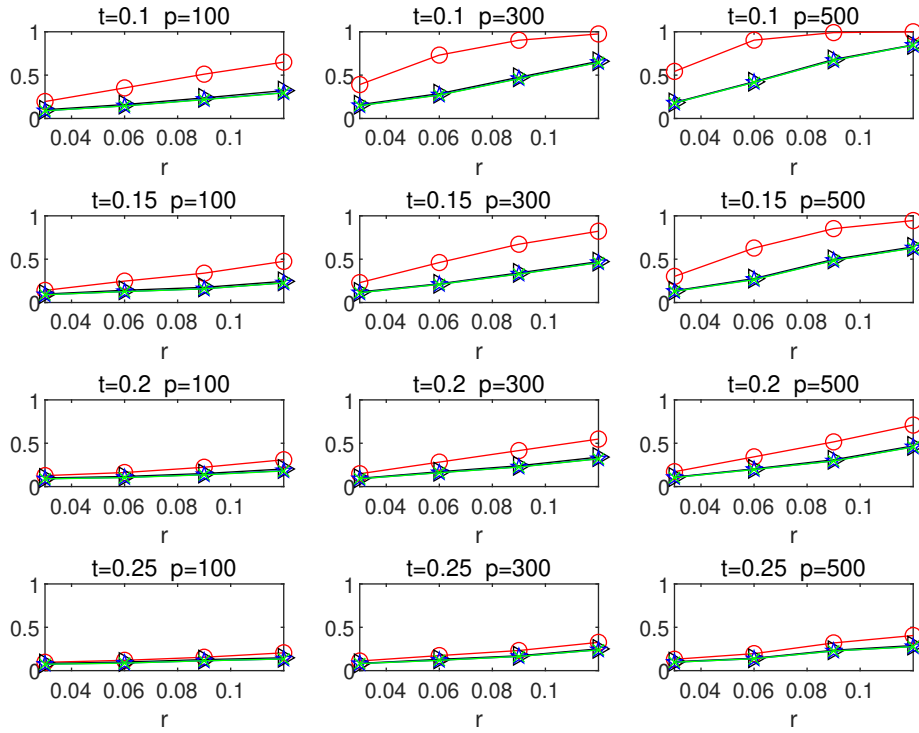


Figure 13. For Case 3, under different values of r and t , the empirical power of the four tests when $Z_{\alpha i} \sim N(0, 1)$, and $(n_1, n_2, n_3, n_4) = (35, 60, 80, 90)$. (T_{New} : red; T_Z : black; T_{ZZG} : blue; T_{ZZ} : green)

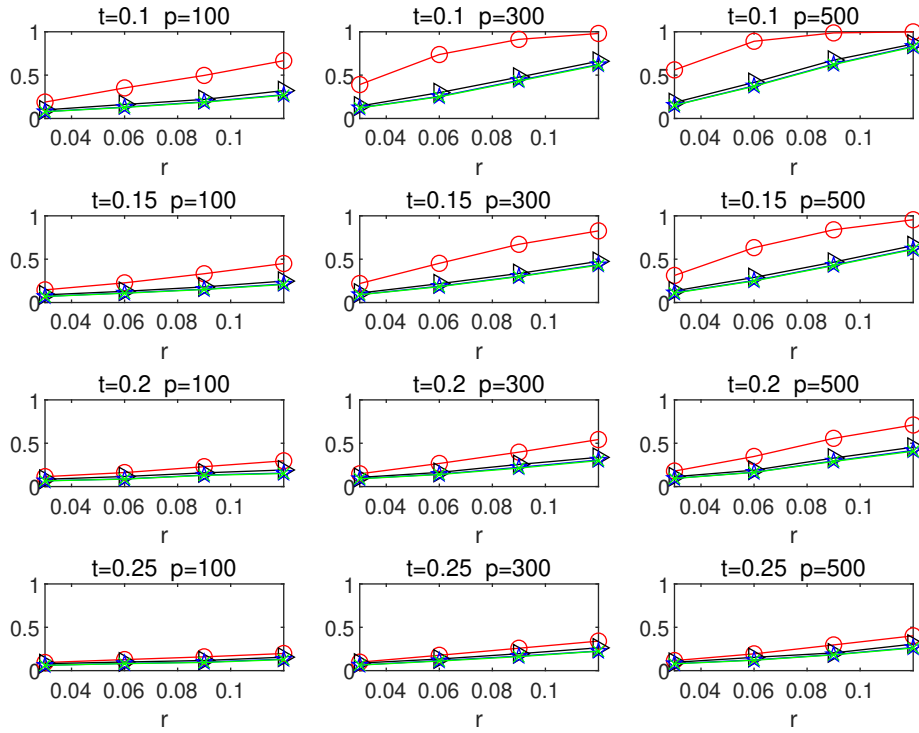


Figure 14. For Case 3, under different values of r and t , the empirical power of the four tests when $Z_{\alpha i} \sim t_4/\sqrt{2}$, and $(n_1, n_2, n_3, n_4) = (35, 60, 80, 90)$. (T_{New} : red; T_Z : black; T_{ZZG} : blue; T_{ZZ} : green)

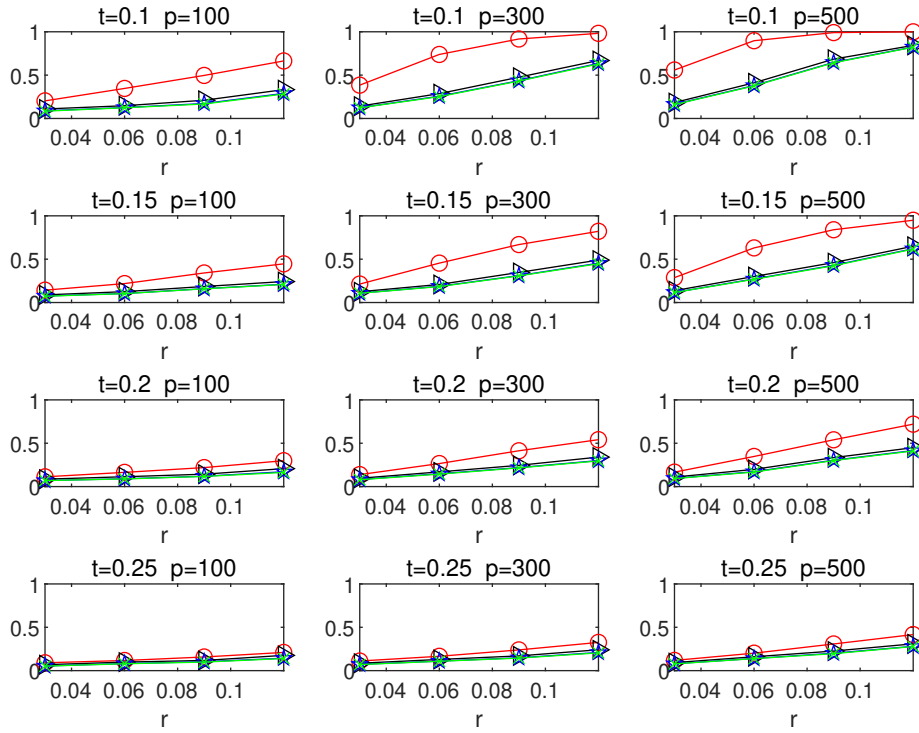


Figure 15. For Case 3, under different values of r and t , the empirical power of the four tests when $Z_{\alpha i} \sim (\chi_1^2 - 1)/\sqrt{2}$, and $(n_1, n_2, n_3, n_4) = (35, 60, 80, 90)$. (T_{New} : red; T_Z : black; T_{ZZG} : blue; T_{ZZ} : green)

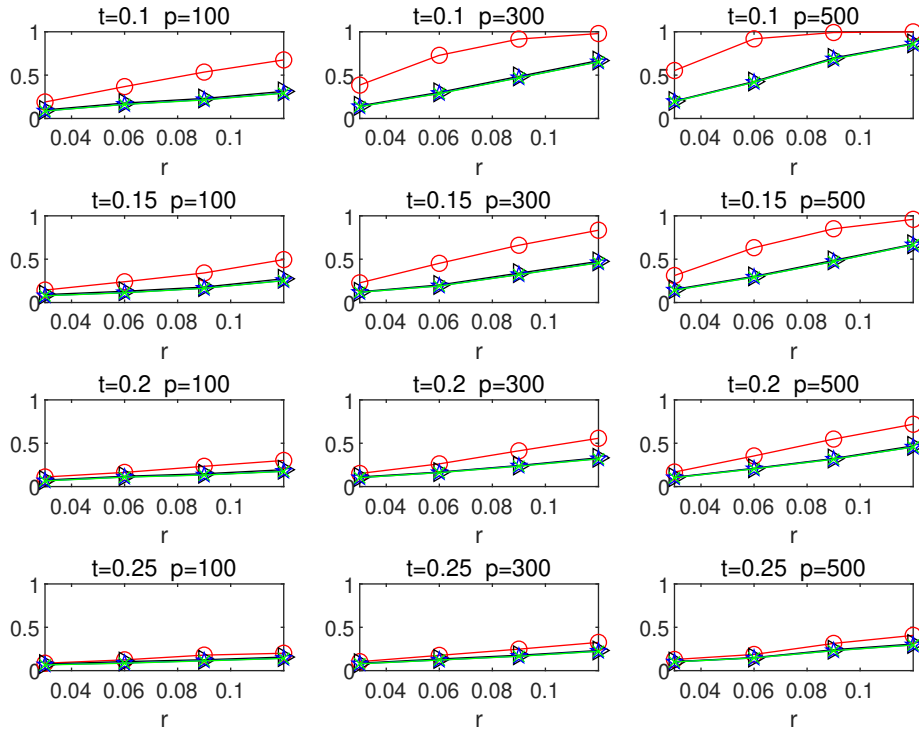


Figure 16. For Case 3, under different values of r and t , the empirical power of the four tests when $Z_{\alpha i} \sim N(0, 1)$, and $(n_1, n_2, n_3, n_4) = (40, 70, 100, 120)$. (T_{New} : red; T_Z : black; T_{ZZG} : blue; T_{ZZ} : green)

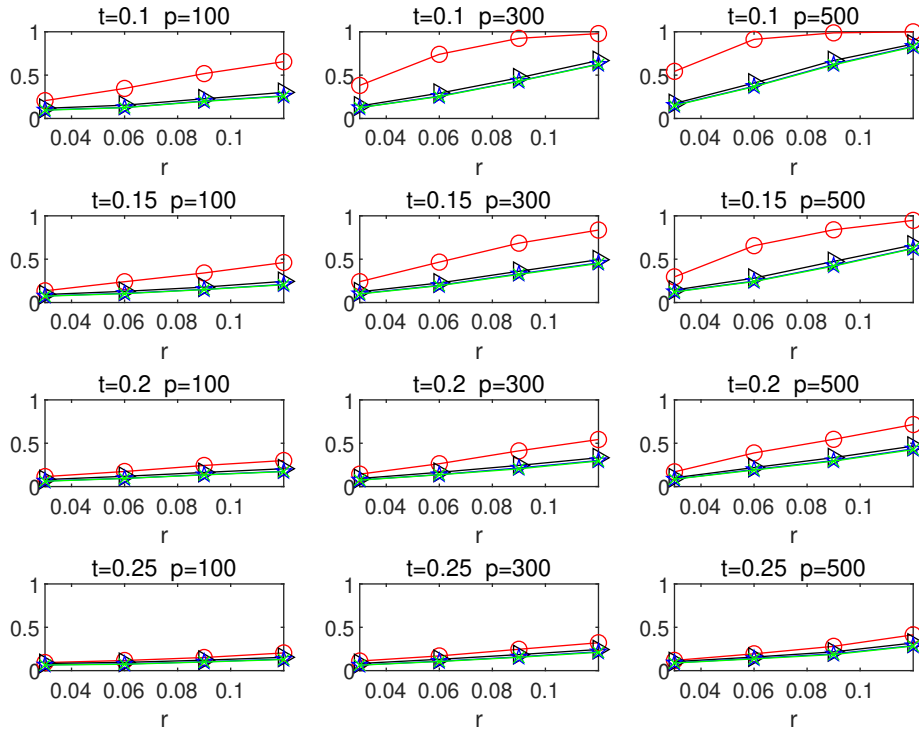


Figure 17. For Case 3, under different values of r and t , the empirical power of the four tests when $Z_{\alpha i} \sim t_4/\sqrt{2}$, and $(n_1, n_2, n_3, n_4) = (40, 70, 100, 120)$. (T_{New} : red; T_Z : black; T_{ZZG} : blue; T_{ZZ} : green)

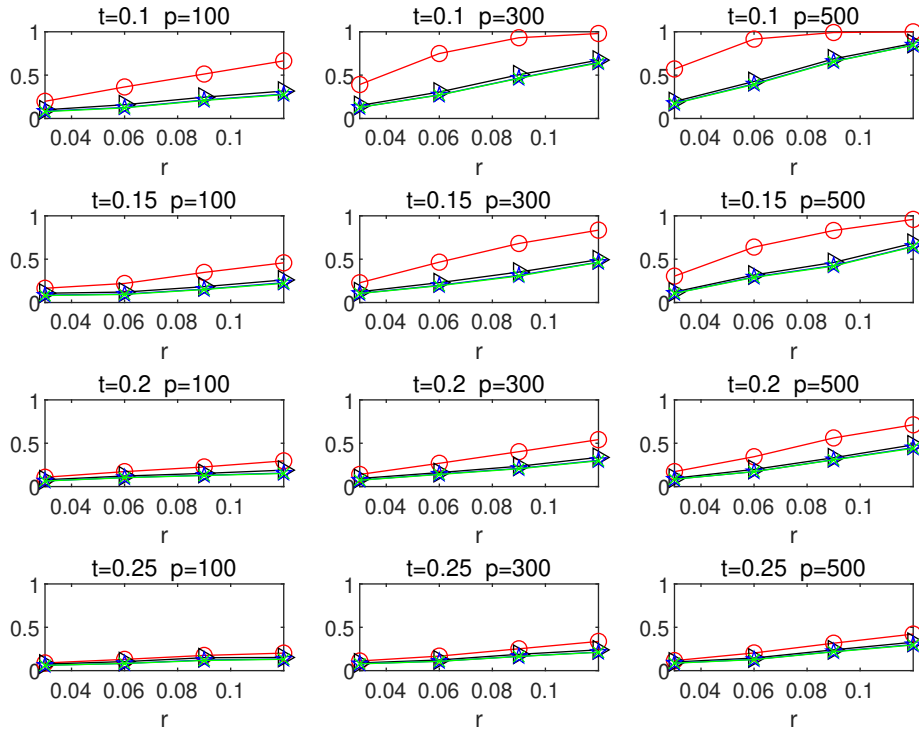


Figure 18. For Case 3, under different values of r and t , the empirical power of the four tests when $Z_{\alpha i} \sim (\chi_1^2 - 1)/\sqrt{2}$, and $(n_1, n_2, n_3, n_4) = (40, 70, 100, 120)$. (T_{New} : red; T_Z : black; T_{ZZG} : blue; T_{ZZ} : green)

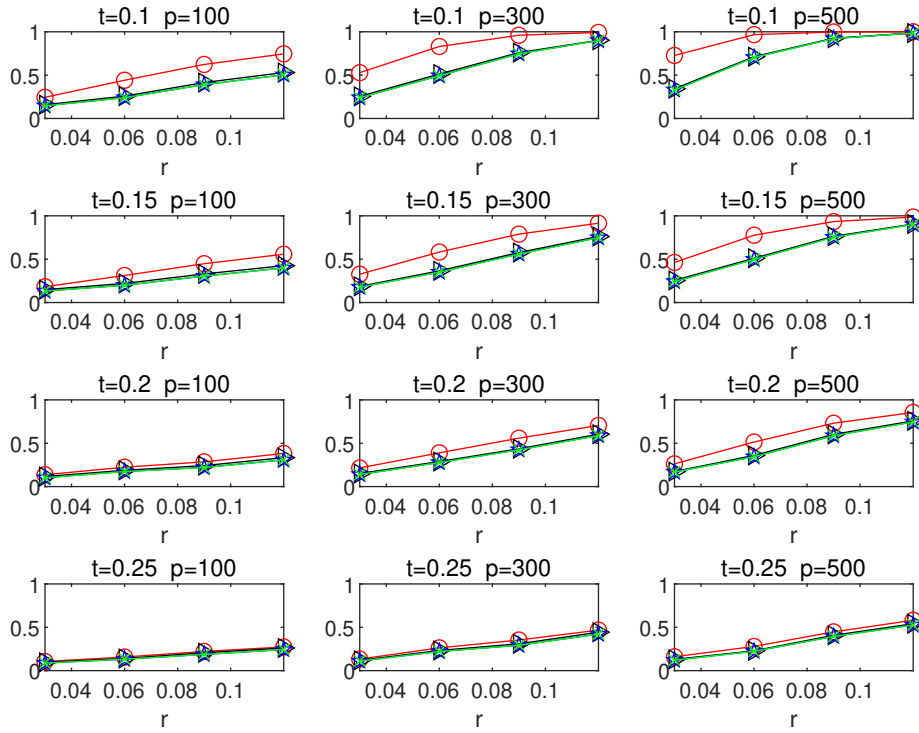


Figure 19. For Case 4, under different values of r and t , the empirical power of the four tests when $Z_{\alpha i} \sim N(0, 1)$, and $(n_1, n_2, n_3, n_4) = (35, 60, 80, 90)$. (T_{New} : red; T_Z : black; T_{ZZG} : blue; T_{ZZ} : green)

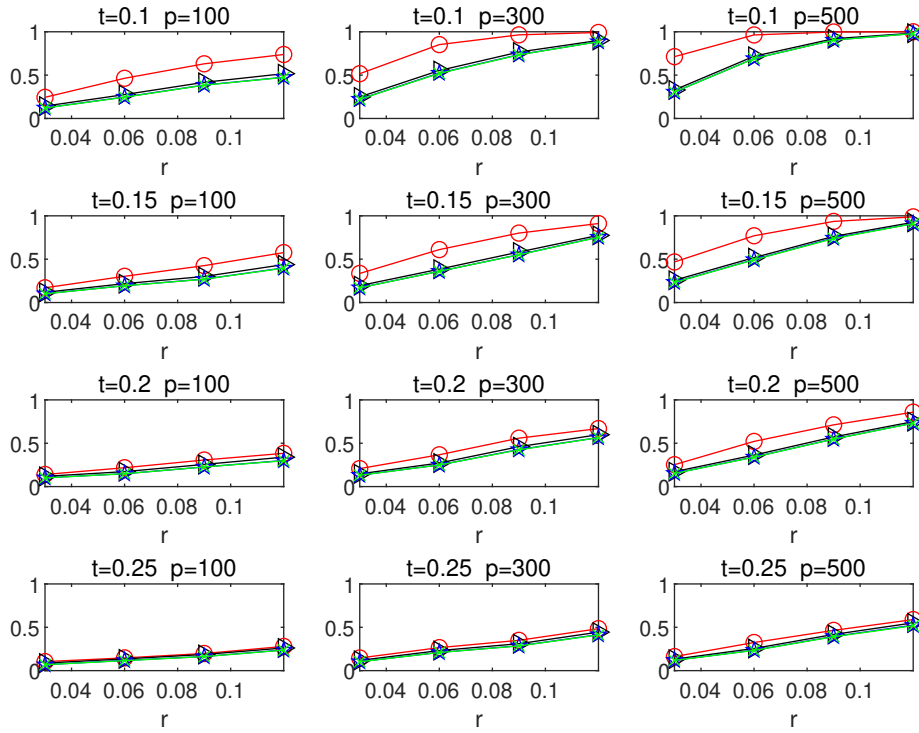


Figure 20. For Case 4, under different values of r and t , the empirical power of the four tests when $Z_{\alpha i} \sim t_4/\sqrt{2}$, and $(n_1, n_2, n_3, n_4) = (35, 60, 80, 90)$. (T_{New} : red; T_Z : black; T_{ZZG} : blue; T_{ZZ} : green)

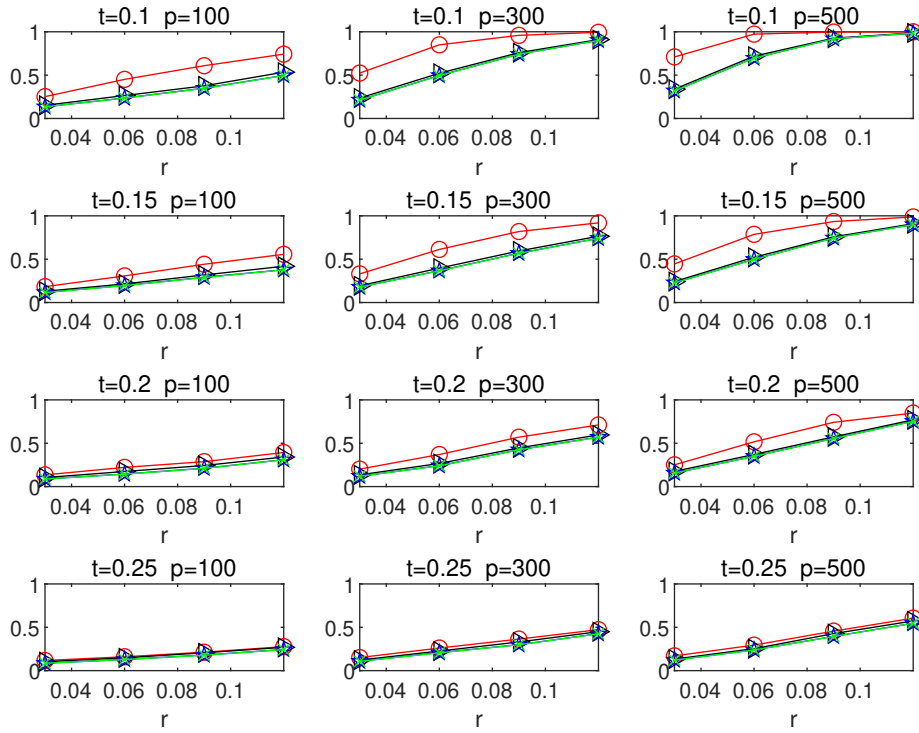


Figure 21. For Case 4, under different values of r and t , the empirical power of the four tests when $Z_{\alpha i} \sim (\chi_1^2 - 1)/\sqrt{2}$, and $(n_1, n_2, n_3, n_4) = (35, 60, 80, 90)$. (T_{New} : red; T_Z : black; T_{ZZG} : blue; T_{ZZ} : green)

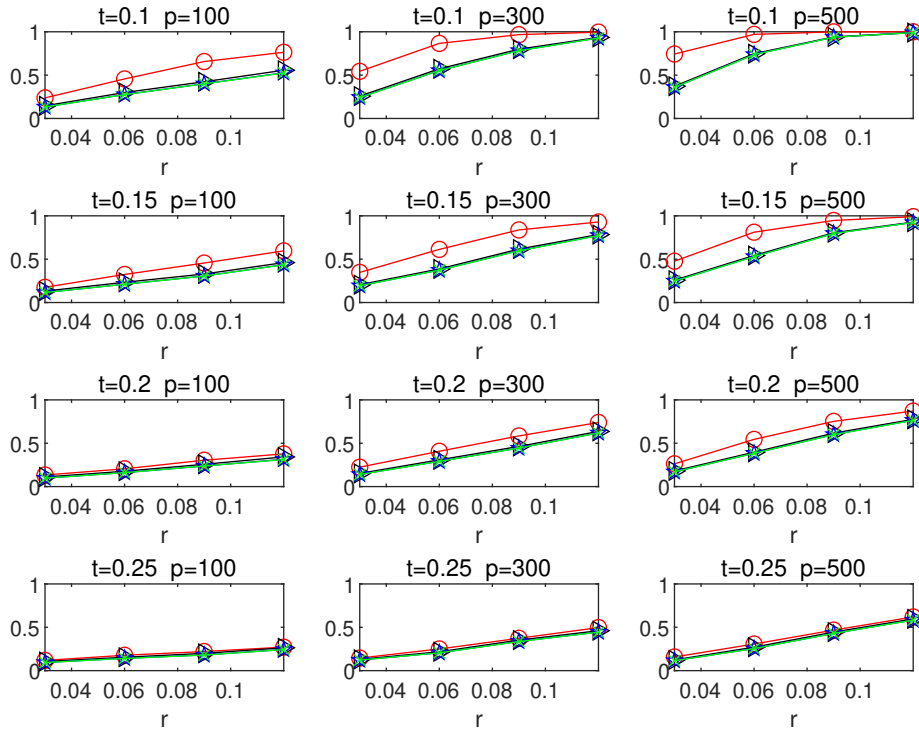


Figure 22. For Case 4, under different values of r and t , the empirical power of the four tests when $Z_{\alpha i} \sim N(0, 1)$, and $(n_1, n_2, n_3, n_4) = (40, 70, 100, 120)$. (T_{New} : red; T_Z : black; T_{ZZG} : blue; T_{ZZ} : green)

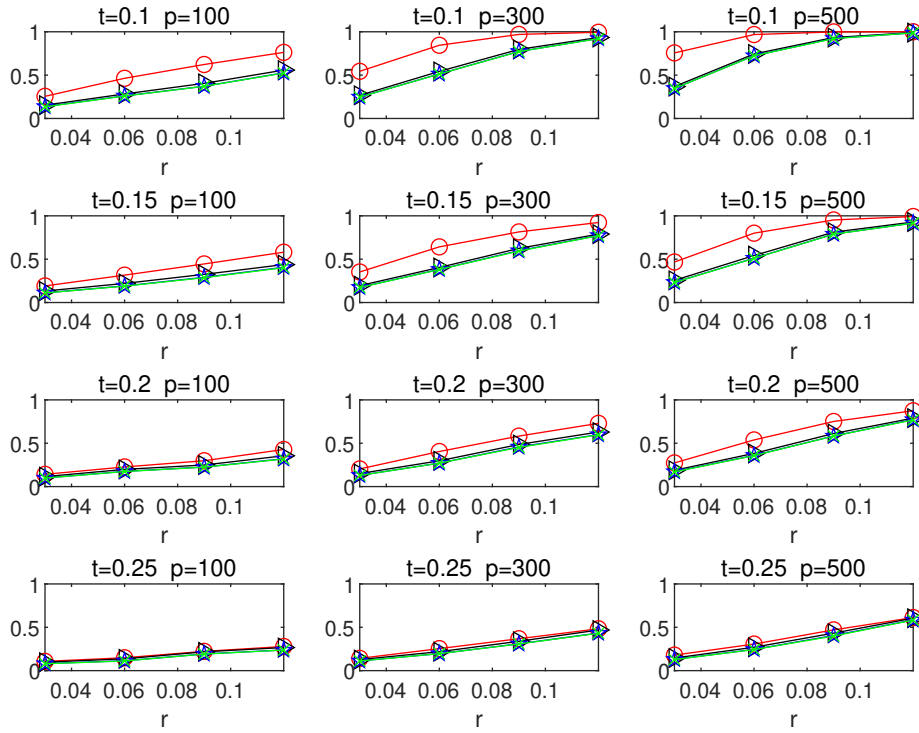


Figure 23. For Case 4, under different values of r and t , the empirical power of the four tests when $Z_{\alpha i} \sim t_4/\sqrt{2}$, and $(n_1, n_2, n_3, n_4) = (40, 70, 100, 120)$. (T_{New} : red; T_Z : black; T_{ZZG} : blue; T_{ZZ} : green)

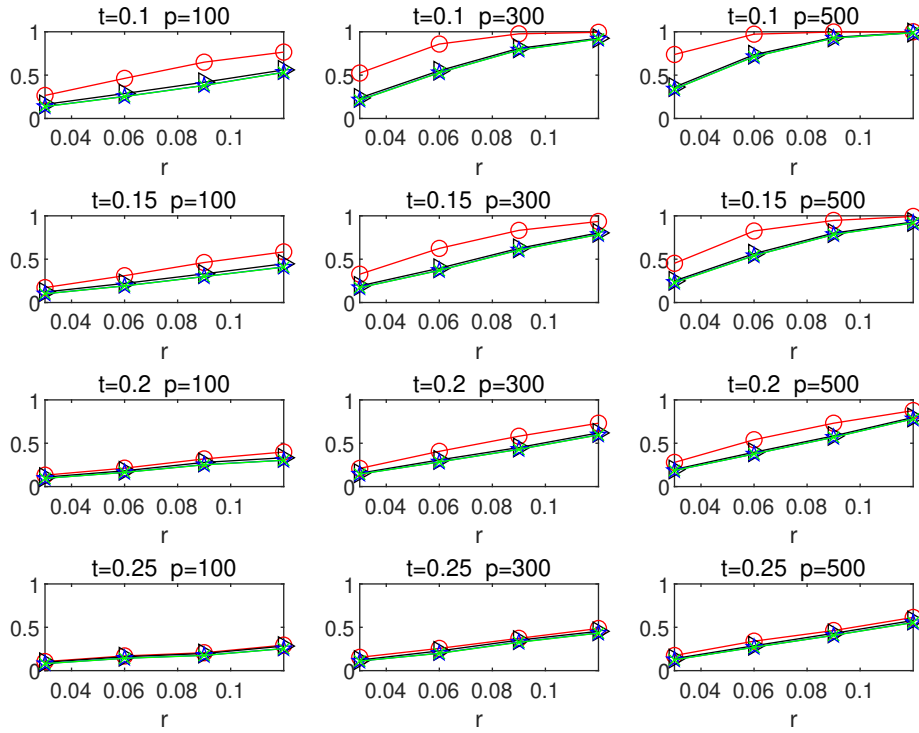


Figure 24. For Case 4, under different values of r and t , the empirical power of the four tests when $Z_{\alpha i} \sim (\chi_1^2 - 1)/\sqrt{2}$, and $(n_1, n_2, n_3, n_4) = (40, 70, 100, 120)$. (T_{New} : red; T_Z : black; T_{ZZG} : blue; T_{ZZ} : green)