

Help Me Identify: Is an LLM+VQA System All We Need to Identify Visual Concepts?

Shailaja Keyur Sampat and Maitreya Patel and Yezhou Yang and Chitta Baral
{ssampa17, mpatel57, yz.yang, chitta}@asu.edu
Arizona State University

Abstract

An ability to learn about new objects from a small amount of visual data and produce convincing linguistic justification about the presence/absence of certain concepts (that collectively compose the object) in novel scenarios is an important characteristic of human cognition. This is possible due to abstraction of attributes/properties that an object is composed of e.g. an object ‘bird’ can be identified by the presence of a beak, feathers, legs, wings, etc. Inspired by this aspect of human reasoning, in this work, we present a zero-shot framework for fine-grained visual concept learning by leveraging large language model and Visual Question Answering (VQA) system¹. Specifically, we prompt GPT-3 to obtain a rich linguistic description of visual objects in the dataset. We convert the obtained concept descriptions into a set of binary questions. We pose these questions along with the query image to a VQA system and aggregate the answers to determine the presence or absence of an object in the test images. Our experiments demonstrate comparable performance with existing zero-shot visual classification methods and few-shot concept learning approaches, without substantial computational overhead, yet being fully explainable from the reasoning perspective.

1 Introduction

Imagine a toddler looking at a new picture book. Suddenly it points to an illustration and shouts ‘chair’. Although the chairs that the kid has observed in the house are different (in designs and colors) from the ones shown in the picture book, how are they able to correctly identify the object chair? The answer is- abstraction and categorization, which are two fundamental elements of human cognition (Reinert et al., 2021).

In other words, objects are the building blocks of our understanding of the world. In our day-to-day

lives, we constantly encounter diverse objects in our surroundings- by looking at images, reading textual descriptions, interacting with objects, or conversing with other humans. Our brain continuously categorizes the perceived information and develops mental representations of various objects by abstracting their properties (Murphy, 2010). For the above example, a mental representation of the object ‘chair’ is formed using attributes such as having a backrest, legs, a seat, made of wood or plastic, etc. This allows the toddler to effortlessly recognize novel kinds of chairs.

The most common approach for distinguishing objects in Vision-Language (V&L) models is through supervised training over a set of labeled images. Despite remarkable advances in the field, the best existing systems still rely on a large number of annotated training examples. On the other hand, humans (including children) typically need only a handful of examples to robustly recognize the object and make meaningful generalizations (Landau et al., 1988).

Another drawback of existing V&L models for object recognition is their black-box nature. These models rely on the similarity of visual features (obtained from the images) and possible class labels to distinguish between instances. As a result, the model’s reasoning process behind a particular prediction is not explainable. Contrary to that, if a person is asked to identify a particular object, they would pay closer attention to the attributes (concepts) that an object is likely to have. Such a modular reasoning process allows humans to explain their decision linguistically. For example, because a particular bird has a red body, and pointed crest (along with other features), a person is likely to identify the bird as ‘cardinal’.

Inspired by this aspect of human reasoning, we propose a training-free concept learning strategy that is driven by large language models (LLMs). Our hypothesis here is that LLMs trained on mas-

¹Code is available at <https://github.com/shailaja183/ObjectConceptLearning.git>

sive text corpora possess a vast amount of knowledge about various concepts. Such models can be queried to produce useful textual descriptions about visual appearance of an object. It can be followed by Visual Question Answering (VQA) systems to verify the presence/absence of LLM-generated concept descriptions in the unseen images. This will alleviate the reliance on visual recognition systems that are expensive in nature (from supervised data collection and training viewpoints) yet crucial for many V&L downstream tasks.

Contributions:

- We present a lightweight, interpretable framework for zero-shot visual concept learning by combining an LLM with VQA systems.
- We demonstrate the effectiveness of our approach over several fine-grained visual classification benchmarks in comparison with state-of-the-art methods.
- We perform relevant ablations and provide a detailed analysis of the strengths and weaknesses of our proposed approach with respect to the CUB dataset (Wah et al., 2011).

2 Related Work

In this section, we summarize existing works along three research directions (within vision-language) that are closely related to our work in this paper. We highlight similarities and distinctions of our proposed method with advancements in these areas.

2.1 Interpretable Image Classification

Image classification research soared from hand-crafted features (Lowe, 1999; Dalal and Triggs, 2005) to deep learning models (Simonyan and Zisserman, 2014; He et al., 2016), gaining accuracy at the cost of interpretability (Kamakshi and Krishnan, 2023). To address this opaqueness of deep learning models in their decision-making, two broad sets of methods have been proposed- Posthoc and Antehoc. Posthoc methods aim to explain the behavior of an AI system post-training, through model probing (by observing the model’s decision over diverse input-output pairs). Whereas, antehoc approaches aim to develop models that are interpretable by design, either through modification of existing architectures or by the addition of novel components to support explainability.

Most commonly used posthoc approaches include (i) saliency or class activation maps- where image regions are highlighted by color-coding

based on their importance (Selvaraju et al., 2017; Chattopadhyay et al., 2018); (ii) counterfactual explanations- where alternative visual scenarios are generated to explain the behavior of the model (Goyal et al., 2019; Lang et al., 2021; Wang and Vasconcelos, 2020), and (iii) concept-based approaches- where explanations (in the form of vector representations) can be mapped to resemble human-like thinking in recognition using colors, body parts, textures etc. (Koh et al., 2020; Chen et al., 2019). Contrary to that, (i) generation of textual descriptions about how an image classifier makes its predictions (Hendricks et al., 2016, 2018); and (ii) neuro-symbolic models- where training process is guided by human-curated knowledge base or ontology (Marino et al., 2016; Alirezaie et al., 2018) fall under antehoc methods.

Our proposed approach in this paper is relevant to both posthoc and antehoc explanation methods. The use of LLM as a knowledge base and leveraging textual description of visual objects as an explanation mechanism is relevant to the antehoc approach. On the other hand, the use of pre-trained VQA models and probing its responses with respect to the given image+question (input) and answer (output), aligns with the posthoc approach.

2.2 Visual Concept Learning Methods

Existing methods that tackle visual concept learning can be divided into two major kinds: meta-learning-based methods and foundation model-based methods. Mei et al. (2021); Cao et al. (2020) are two works that leverage meta-learning techniques for concept recognition. In particular, Mei et al. (2021) use <image, caption, supplemental sentences> triples to learn box embedding space that represents visual objects in a dataset. At the test time, the learned box embeddings are used to answer questions about unseen images. On the other hand, COMET (Cao et al., 2020) learns concept embeddings using independent concept learners and compares them to concept prototypes. Later, it effectively aggregates the information across concept dimensions, by assigning concept importance scores to each dimension.

The second kind of methods use GPT-3 (Brown et al., 2020) as a knowledge base to tackle visual concept learning task. LaBo (Yang et al., 2023) extended the idea of concept bottleneck models (Koh et al., 2020) with LLM-extracted concepts which supports few-shot evaluation. Menon and Vondrick

(2022); Pratt et al. (2022); Yan et al. (2023) generate concept descriptions with LLMs and use them for knowledge-aware zero-shot image-text matching over CLIP (Radford et al., 2021) to improve concept recognition. While the focus of Pratt et al. (2022) (referred to as CuPL) was on automatic selection of the prompt to query the LLM, Yan et al. (2023) (referred to as CDA) distinguished themselves by identifying a small concise set of relevant attributes by avoiding noisy LLM generations and reduced computation.

We share two-fold similarity with all aforementioned approaches: first, zero-shot/few-shot evaluation of visual concept learning, and second, interpretable model development. Our approach falls under foundation models-based visual concept learning methods. We rely on a fixed hand-crafted prompt like Menon and Vondrick (2022); Yang et al. (2023) to obtain visual descriptors for each object. However, we do not consider object labels during the visual recognition step like Menon and Vondrick (2022). Unlike all foundation model-based methods that rely on CLIP for image-attribute matching, in this work, we explore VQA models to verify the presence or absence of attributes in the given image. Our approach yields better or comparable performance over existing methods considering only three concept descriptions per object (i.e. $m=3$), which is significantly lower than Yan et al. (2023) (i.e. $m \geq 16$).

2.3 Leveraging Foundation Models for Vision-Language (V&L) Tasks

Recently, large language models (LLMs) have gained popularity with their impressive capabilities in language generation, in-context learning, and reasoning (Brown et al., 2020; Touvron et al., 2023; Penedo et al., 2023). These models possess a vast amount of world knowledge (Petroni et al., 2019; Roberts et al., 2020; Hendrycks et al., 2020) due to training on massive text corpora. Inspired by this, several works investigated if LLMs can provide useful biases to improve downstream tasks in the vision-language domain.

Bianco et al. (2023) proposed a method to enhance the informativeness of model-generated image captions using LLMs. Song et al. (2022) utilized LLM as a high-level planner for embodied instruction following in a visually-perceived environment. In Img2LLM system (Guo et al., 2023), synthetic QA pairs were generated as in-context exem-

plars for a given image to improve on the zero-shot VQA task. All the above papers demonstrated that the knowledge from LLMs and the abilities of visual reasoning models combined can achieve comparable results on existing V&L tasks without requiring explicit pre-training or fine-tuning. Further, MiniGPT-4 (Zhu et al., 2023) demonstrated that it is even possible to achieve multi-modal language model-like capabilities by combining a frozen visual encoder with a frozen language model using one projection layer. This model was shown to be able to do unconventional V&L tasks such as writing stories and poems based on images, generating recipes from photos of food, etc.

Our work in this paper is closest to Guo et al. (2023), as both works leverage LLMs for zero-shot VQA by decomposing the task into multiple sub-questions. However, their goal is to connect immediate contents of the image with broader contextual information using LLMs. In contrast, we are interested in obtaining fine-grained visual descriptions of various objects to recognize them in an interpretable manner using the VQA task as a proxy.

3 Task and Evaluation

3.1 Definition: Visual Concept Learning

In cognitive psychology research, ‘concepts’ are defined as a set of mental categories that aid the grouping of various objects, events, or ideas based on their common relevant features (Murphy, 2004). Therefore, ‘concept learning’ is defined as- the search for and listing of attributes that can be used to distinguish exemplars from non-exemplars of various categories (Bruner and Austin, 1986). In artificial intelligence terminology, the above definition can be translated as- identifying a set of features that construct a particular concept from a set of positive and negative training examples related to that concept (Mitchell, 1997). Concept learning about visual appearances (i.e. how a particular concept looks like) is referred to as visual concept learning. Following (Bruner and Austin, 1986), in this work, we consider attributes of the object visible in the image (such as colors, shapes, size, body parts, textures etc.) as visual concepts that can be compositely used to identify the object category and distinguish it from other objects.




Figure 1: Zero-shot VQA task considered in this paper demonstrated using ‘cardinal’ object category from CUB (Wah et al., 2011): provided an image and a question as input, the model has to predict ‘Yes’/‘No’ answer depending on the presence or absence of the objects.

3.2 Task: Zero-shot Visual Question Answering

In this paper, we exclusively investigate zero-shot visual question answering (VQA) task for visual concept learning (as shown in Figure 1). For each object category c , a set of testing examples are provided. Each example consists of an image and a question pair, for which a model should predict an answer. Images are considered positive (I_{pos}) or negative (I_{neg}) depending on whether the category c present or not respectively. All images in I_{pos} would have the category c present, but images may demonstrate a broad range of view-variations (different pose/action, view angle, crop factor or relative position of c in the frame, etc.). Whereas, images in the negative set I_{neg} are about different object category c' such that $c' \neq c$. For each image in $I_{pos} \cup I_{neg}$ for a category c , a binary question Q of the form ‘Is there a $\langle c \rangle$?’ is posed. For all images in I_{pos} set, the answer to the question Q would be ‘Yes’ (indicating the presence of object category c). Whereas for the images in set I_{neg} , the answer would be ‘No’ (indicating the absence of object category c).

3.3 Notations Used for Experimental Evaluation

There are three important parameters that distinguish various methods for visual concept learning using LLMs. The parameter values/ranges reported in this paper are determined by respective authors (adapted from original manuscripts) based on their architecture design or empirical observations.

- m refers to the number of concepts generated to identify a particular object category c in the image and distinguish it from all other object categories $c' \neq c$.
- n refers to n -shot training or use of n labeled training examples for the preparation of a model;

$n=0$ suggests that a given model is test-only or zero-shot (no training phase incorporated).

- p indicates whether the underlying method uses the fixed or variable prompt; Fixed prompt refers to the use of identical prompt for all object categories to obtain concept description using the LLM. Whereas variable prompt means a custom prompt is generated for every object category by leveraging prior knowledge (such as from external object taxonomy or additional information visible in the image).

4 Proposed Method: Leveraging LLMs+VQA Systems for Interpretable Concept Learning

In this section, a zero-shot approach is described, which leverages knowledge of various concepts in large language model (GPT-3) and fine-grained visual understanding capabilities of visual question answering (VQA) systems. Figure 2 visually demonstrates the proposed approach- which can be divided into four key steps;

Step 1: Obtaining Concept Descriptors using GPT-3 Consider a test case from the CUB (Wah et al., 2011)- fine-grained bird image classification dataset shown in Figure 2. The objective is to verify whether or not ‘cardinal’ is present in the image, as per the question. The first step is to query GPT-3 (Brown et al., 2020) to retrieve concept descriptions. We particularly use a template-based prompt of form ‘Describe in m phrases separated by # – how the $\langle \text{object_category} \rangle$ looks like’. Where m is an odd integer and $\langle \text{object_category} \rangle$ is the object category that is to be verified in the image. More generally, as a result of this step, GPT-3 would generate m concept descriptions $\{v_1, v_2, \dots, v_m\}$ separated by #. For the example at hand, using $m=3$ and substituting $\langle \text{object_category} \rangle$ as ‘cardinal’, GPT-3 generates the response ‘Bright red#Long Pointed Beak#Black Eyes’. These concept descriptions capture GPT-3’s understanding about visual attributes of a cardinal.

Our system works with odd values of m as we use the majority as the aggregation mechanism in the later step. In this paper, we experiment with $m=\{1,3,5\}$ and report their results. Figure 3 demonstrates two examples from the CUB (Wah et al., 2011) dataset when GPT-3 is prompted with different values of m . It can be observed that when $m=1$, the generated concept descriptions are longer and typically includes a description of more than one

Test Example

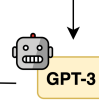


Question:
Is there a Cardinal?

Step 1: Formulate the Prompt for GPT-3

Question: Is there a Cardinal? → **Input Prompt for GPT-3**: "Describe in three phrases separated by # -- how the Cardinal looks like"

GPT-3 Response:
Bright red#Long Pointed Beak#Black Eyes



Step 2: Formulate Questions based on GPT-3 generated Concept Descriptions

GPT-3 Response: (split by #)
Bright red → **Q1:** Does the bird in the image have bright red?
Long Pointed Beak → **Q2:** Does the bird in the image have long pointed beak?
Black Eyes → **Q3:** Does the bird in the image have black eyes?

Step 3: Inference using a VQA Model



Step 4: Aggregate Answers from the VQA Inference

Predicted Answer **A** for the Question 'Is there a Cardinal?' is: **Majority(A1, A2, A3)**

Interpretation:

If the image is of Cardinal, then Majority(A1, A2, A3) should be 'Yes'
If the image is of bird other than Cardinal, then Majority(A1, A2, A3) should be 'No'

Figure 2: Overview of our proposed zero-shot method that uses LLM+VQA for concept learning: There are four key steps- (i) given an object category that needs to be verified in the image, we first query GPT-3 using a predefined prompt to obtain the concept descriptions for the object, (ii) concept descriptions returned by GPT-3 are turned into a set of binary meta-questions, (iii) test image along with each meta-question is posed to a VQA system, (iv) aggregate answers of all meta-questions to determine presence or absence of an object category in the image.

body parts and its visual attributes. With $m=3$ and $m=5$, the generated phrases are short, concise, and discriminative from each other. A more detailed analysis of GPT-3 generated concept descriptions is provided in Section 5.



<p>Category: Rhinoceros Auklet</p> <p>Prompt: Describe in m phrases separated by # -- how the Rhinoceros Auklet looks like</p> <p>GPT-3 generated concept descriptions</p> <p>$m=1$ large, black and white seabird with a horn-like bill</p> <p>$m=3$ large brightly colored beak with horns</p> <p>$m=5$ large, orange bill white plumage black eyes black legs grayish-brown wings</p>	 <p>(shown for visual reference only)</p>
<p>Category: Purple Finch</p> <p>Prompt: Describe in m phrases separated by # -- how the Purple Finch looks like</p> <p>GPT-3 generated concept descriptions</p> <p>$m=1$ a small, plump bird with a pinkish-red head and breast</p> <p>$m=3$ bright red head white underside brown back</p> <p>$m=5$ red head and neck brown back and wings white belly white wing bars brown tail</p>	 <p>(shown for visual reference only)</p>

Figure 3: Two categories from the CUB dataset and their fine-grained concept descriptions generated by GPT-3 for $m=\{1,3,5\}$.

Step 2: Generating Binary Meta-questions

The concept descriptions generated using GPT-3 (as described in the previous step) are in the form of phrases. For this task, we are interested in investigating whether or not existing visual question answering (VQA) systems can verify the fine-grained visual descriptions generated by GPT-3 in the images. The VQA systems take questions as linguistic input. Therefore, using a simple template 'Does the bird in the image have $\langle v_i \rangle$?' (where i ranges

from 1 to m), we convert GPT-3 generated phrases into a set of m binary questions. This we refer to as meta-questions corresponding to the concepts identified by GPT-3 for a given category of objects. For the cardinal example, three questions are formed: (1) Does the bird in the image have Bright red?, (2) Does the bird in the image have Long Pointed Beak?, and (3) Does the bird in the image have Black Eyes?.

Step 3: Inference using VQA Models

As mentioned earlier, our proposed method is primarily designed for zero-shot concept learning. We take the best off-the-shelf single-model architectures that support VQA tasks. Particularly, we consider BLIP (Li et al., 2022), GIT (Wang et al., 2022) and ViLT (Kim et al., 2021). For each architecture, we take a pre-trained version of the model fine-tuned on the VQA dataset (Antol et al., 2015). We pose these models with the test image and meta-questions corresponding to the category (obtained from Step 2). In this case, our hypothesis is that since these models are previously fine-tuned on the VQA dataset, they would be able to recognize different body parts of the bird and associated attributes (such as color, shape, size, texture).

Particularly, BLIP (Li et al., 2022) is a vision-

language pre-training framework that effectively utilizes a synthetic caption generation along with a filter to identify noisy captions. It uses a multi-modal mixture of encoder-decoder architecture over large-scale noise-filtered image-caption data. It can transfer its learning well to both vision-language understanding and generation tasks in comparison with its predecessors. GIT (Wang et al., 2022) is a generative image-to-text transformer, which is simple network architecture (consisting of only one image encoder and one text decoder) that achieves strong performance with data-scaling. It can be used to perform a variety of vision-language tasks including visual question answering. Whereas, ViLT (Kim et al., 2021) is a convolution-free pre-training approach that eliminates the need for obtaining object detection, object tags, OCR (optical character recognition), and region features from the image, which is faster, more parameter efficient yet demonstrates strong performance on downstream vision-language tasks.

Step 4: VQA Answers Aggregation Since each test image has m meta-questions corresponding, there are m binary (Yes/No) answers are generated in step 3. The final step in our approach is to aggregate the answers to conclude the presence or absence of the object category. For $m=1$, there is only one binary meta-question generated. For a positive example, the affirmative answer to the meta-question would determine the presence whereas for a negative example, the non-affirmative answer would indicate the absence of the concept. For $m>1$, a set of m answers will be generated by the VQA system therefore we use majority as an aggregate measure for decision making. For this reason, we suggest taking odd values of m when working with our proposed model.

For $m=3$, if at least two answers among the three meta-questions for the positive and negative test cases are ‘Yes’ and ‘No’ respectively, then the prediction is considered correct. The threshold for experiments involving $m=5$ is set to three correct responses among the five meta-questions. More generally, in order to conclude the presence or absence of a particular category, the VQA model should be able to correctly answer at least $(m+1)/2$ meta-questions that are created based on the concept descriptions provided by GPT-3 for the respective object category.

5 Results & Analysis over CUB Dataset

In this section, we report results over the CUB dataset (Wah et al., 2011) and perform detailed analysis of the proposed method including quality of GPT-3 (Brown et al., 2020) generated concept descriptions, capability of existing VQA models to recognize fine-grained details in the images and comparison with existing concept learning methods (including zero-shot and one-shot approaches).

Zero-shot Performance We prepare variations of the zero-shot concept recognition approach described above by using different VQA systems (BLIP, GIT, and ViLT) and experiment with a varied number of GPT-3 generated concepts (i.e. when m is 1/3/5). We compare our approach with Menon and Vondrick (2022), (which is referred as Ext-CLIP) which is the only method that supports zero-shot evaluation and reports results over CUB (Wah et al., 2011) dataset. The performance with respect to the test partition of the CUB dataset is reported in Table 1. Additionally, there is a column corresponding to $m=0$ in the Table 1, which denotes the scenario where model does not take any LLM-generated concept descriptions into account. In other words, it can be thought of as having only a VQA model that takes test image and original test question (i.e. Is this a <category_name>?). This is intended to serve as a VQA baseline without any concept learning procedure.

Method	Accuracy(%) with varied value of m				
	0	1	3	5	var
Ours- BLIP	54.30	70.98	62.15	60.54	-
Ours - GIT	45.86	66.27	58.34	56.78	-
Ours- ViLT	48.33	67.12	59.05	53.28	-
Ext- CLIP	-	-	-	-	65.25

Table 1: Performance comparison between variants of our zero-shot concept recognition approach and existing work by Menon and Vondrick (2022) denoted as Ext-CLIP over the CUB test-set. Accuracy (%) is used as an evaluation metric as the underlying task is classification. ‘var’ denotes the use of arbitrary number of concept descriptions produced by GPT-3 in the respective method.

All of our zero-shot model variations with $m=1$ surpass the performance of Ext-CLIP. There are three distinctions between our model and Ext-CLIP; First, both approaches use slightly different prompts to obtain concept descriptions from GPT-3. We use ‘Describe in m phrases separated by # – how the <category_name> looks like’ whereas Ext-CLIP uses ‘What are useful visual features for

distinguishing a $\langle \text{category_name} \rangle$ in a photo?’ prompt. Second, for a particular experiment, the value of m is pre-determined in our approach as the value of this parameter is used in our prompt template. Whereas VCD (Menon and Vondrick, 2022) takes into account an arbitrary number of concept descriptions for each object category returned by GPT-3. Therefore the performance of Ext-CLIP is reported under the column ‘var’. Finally, Ext-CLIP estimates CLIP similarity (Radford et al., 2021) between images and sentence ‘ $\langle \text{category_name} \rangle$ which is/has $\langle \text{concept_description} \rangle$ ’ at the test time. Contrary, we create a set of binary meta-questions based on the concept descriptions which do not directly include $\langle \text{category_name} \rangle$.

One-shot Performance There exists several methods in the literature (Mei et al., 2021; Yang et al., 2023; Cao et al., 2020) which are designed to learn new concepts from only one labelled example i.e. one-shot concept learning paradigm. Although our method is designed primarily for the zero-shot concept learning, to compare the performance with existing methods, we setup the one-shot model as follows: As evident from the Table 1, our proposed 4-step approach with BLIP as a VQA model performed the best. Therefore, we fine-tune BLIP with the test image and one meta-question for each CUB category. In case the exists more than one meta-questions ($m=3$ and $m=5$ cases), we randomly select one meta-question and use it in the training. We leverage this one-shot fine-tuned BLIP model in the Step 3 of the Section 4. All the remaining steps are identical to the zero-shot pipeline.

The results are summarized in Table 2 which compares our model with Ext- Falcon (Mei et al., 2021), Ext- LaBo (Yang et al., 2023), and Ext-

Method	Accuracy(%)
Ours- BLIP _{one-shot} ($m=1$)	76.12
Ours- BLIP _{one-shot} ($m=3$)	69.46*
Ours- BLIP _{one-shot} ($m=5$)	63.22*
Ext- Falcon	75.28
Ext- LaBo ($m = \text{var}$)	54.19
Ext- COMET ($m \leq 15$)	67.9

Table 2: Accuracy(%) comparison between a variant of our one-shot concept recognition approach and existing work by Mei et al. (2021); Yang et al. (2023); Cao et al. (2020) denoted as Ext- Falcon, Ext- LaBo, Ext- COMET respectively over the CUB test-set (* indicates averaged results over three runs)

COMET (Cao et al., 2020). Ext- LaBo (Yang et al., 2023) considers variable value of m in their model design (which are LLM generated concept descriptions) and Ext- COMET (Cao et al., 2020) considers at most 15 concepts (which are human-curated for ground-truth) per object category (i.e. $m \leq 15$). Ext- Falcon (Mei et al., 2021) does not directly involve parameter m as their method attempts to learn visual concepts into box embeddings space. Since we randomly sample meta-questions in case of $m > 1$, the reported results are averaged over three runs with a fixed seed value.

Our best model BLIP_{one-shot} ($m=1$) yields the best accuracy of 76.12%, which is 5.14% improvement over its zero-shot counterpart (reported in Table 1). The second best model is Ext- Falcon (Mei et al., 2021), tailing our best performing model by $< 1\%$ accuracy. The accuracy of our BLIP_{one-shot} model variations decreased with the higher values of m (i.e. from 1 to 3 and 3 to 5), which is consistent to our observation in the zero-shot setting. Another interesting observation is that- for $m=3$, the performance gap between the zero-shot and one-shot model is maximum i.e. 7.31%. This indicates a possibility of generated meta-questions (for $m=3$ case) being more useful for the BLIP model to solve the downstream concept identification task (compared to $m=1$ and $m=5$). Although more experiments are needed to make appropriate conclusion, this is an interesting research question to explore in future.

Other existing models (Ext- LaBo and Ext-COMET), despite incorporating more number of LLM generated or human-curated concepts, underperformed compared to our $m=1$ and $m=3$ model variations. Note that, among the models compared in Table 2, LaBo (Yang et al., 2023) and our proposed model are only two human-interpretable concept learning methods. Even though the Ext- Falcon (Mei et al., 2021) achieves comparable accuracy to our model, it lacks natural language explanations conveying model’s decision of a particular object category.

Effect of the Choice of m on Performance The VQA task over the CUB dataset referred in this work is a binary VQA task i.e. whether a particular bird is present in the image or not. Therefore, the random chance accuracy for this task is 50%. The results from Table 1 indicate that VQA models that are not previously trained on the CUB data and directly tested over the bird identification task

($m=0$) perform almost close to the random chance. By simply replacing the category name with a single conceptual description generated by GPT-3 (i.e. $m=1$ case), the models gain 15-20% accuracy improvements. When the value of m increases further, a drop in the overall accuracy has been observed across all VQA variants. This trend is consistent with one-shot variants of our model.

As shown in Figure 3, when $m=1$, the GPT-3 generated descriptions are relatively long and complex. In such cases, we suspect that VQA models might not carefully verify all attributes listed in the question. As a result, it is hard to pinpoint due to which attribute in the image. When the concept descriptions are focused and concise (with higher values of m), models observe a drop in overall performance. Hence, there is a trade-off between performance and model transparency with increase in m value. In other words, the lower the m , the better the accuracy but the lesser the transparency.

Two qualitative examples predicted by our best-performing zero-shot variant are shown in Figure 4. The example on the top demonstrates incorporating multiple concise concept descriptions is beneficial. Accuracy for ‘Eastern Towhee’ category improves from 60.67% to 82% when m is set to 1 and 3 respectively. On the other hand, the example at the bottom demonstrates the case where a noisy visual attribute generated by GPT-3 (i.e. ‘white eye ring’) hurts the model performance (when $m=3$). As a result, accuracy for ‘Vermilion Flycatcher’ drops to 50.67% ($m=3$) compared to 97.33% ($m=1$). For both the success as well as the failure cases, our proposed model is human-interpretable.

We further analyzed how the choice of m affects the individual object categories. To visualize this, in Figure 5, we plot how the accuracy, number of False Positives (FP), and False Negatives (FN) for each category varies when m changes from 1 to 3. Accuracy denotes the number of correct

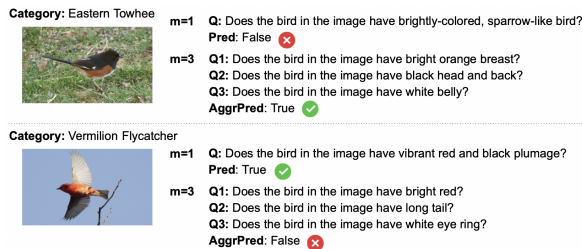


Figure 4: Two qualitative examples predicted by the GPT-3+BLIP model, which is a top-performing zero-shot variant in our experiments.

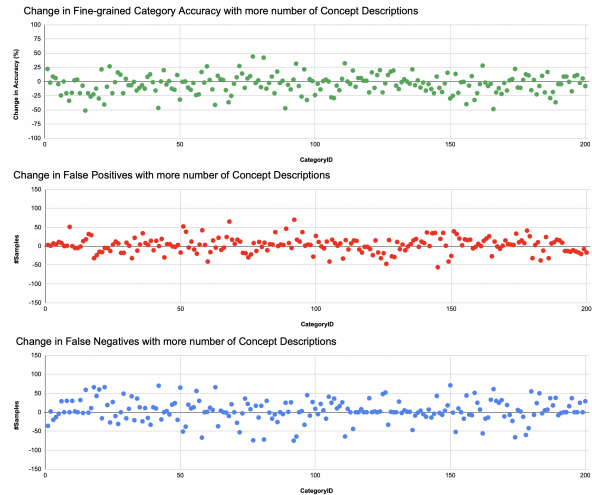


Figure 5: Plots demonstrating how accuracy (on top), false positives (in mid), and false negatives (at the bottom) per object category change when more number of concept descriptions obtained using GPT-3 (i.e. when changing $m=1$ to $m=3$) are incorporated in our best zero-shot model GPT-3+BLIP.

test predictions using our zero-shot LLM+BLIP variant. Among 200 object categories in the CUB dataset, 120 categories demonstrate lower overall accuracy, and for 74 categories the accuracy improves when $m=3$. Both accuracy gains and drops demonstrate 0-50% variation in comparison with accuracy obtained for the $m=1$ setting. For 73 and 78 categories, the count of FN and FP predictions are respectively lower compared to $m=1$.

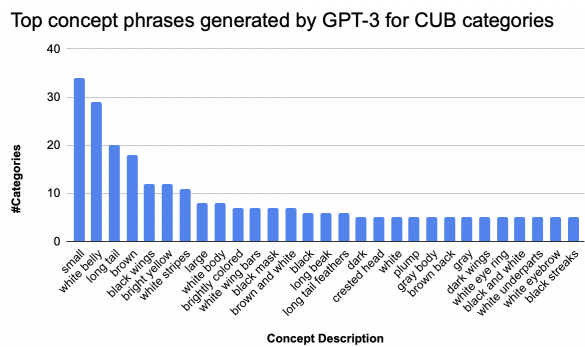


Figure 6: Most frequent concept descriptions returned by GPT-3 for 200 object categories in the CUB dataset.

Diversity of LLM Generated Concept Descriptions Here, we analyze how diverse GPT-3 generated concept descriptors are for all object categories in the CUB dataset. For 200 object categories, we analyzed top-3 concept descriptions ($m=3$) for each object category, among which 262 (~42%) are unique. A plot of the most frequently generated descriptions for the CUB is shown in Figure 6. The phrases ‘small’ and ‘white belly’ are the most com-

mon across the dataset, specifically, shared across 34 and 29 categories respectively.

We observed that most concept descriptions generated by GPT-3 in the context of the CUB dataset include combinations of attributes such as color, shape, size, texture/pattern, and body parts. Therefore, we manually classified 600 concept descriptions based on the combination of attributes reflected. For example, the description ‘yellowish-olive’ would be considered as ‘Color’, ‘long tail’ would be considered as ‘Size+Body Part’, and so on. The distribution based on The label ‘Multiple’ implies the presence of more than two attributes (e.g. ‘brown streaked back’ which includes color, texture/pattern, and body parts), The label ‘Other’ implies descriptions that do not fall into any of the standard combinations of attributes (e.g. ‘three toes on each foot’ was a concept description obtained for the category american three toed woodpecker). The distribution of concept descriptions based on the attribute types is shown in Figure 7. Among 600 descriptions analyzed, the attribute combinations ‘Color+Body Parts’ (e.g. ‘yellow breast’) and ‘Color’ (e.g. ‘blue and white’) cumulatively span 60% of the descriptions.

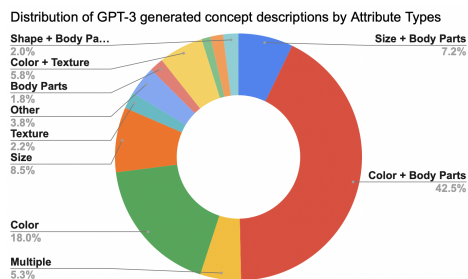


Figure 7: Distribution of GPT-3 generated concept descriptions (m=3) for the CUB dataset as combinations of attributes (color, shape, size, texture/pattern, and body parts) commonly used to identify bird species.

Are VQA Systems Reliable for Fine-grained Attribute Recognition Described in Language?

Our proposed approach has two key components- an LLM and a VQA model. Hence, the end-task accuracy depends on- how correct are the LLM generated concept descriptions for various categories and how well the VQA system can verify the presence of those concept descriptions in the images. Assuming that GPT-3 has the perfect knowledge about appearance of various categories in the CUB dataset, in this section, we analyze how reliable are existing VQA models for the task of fine-grained attribute recognition. We previously identified five

major attribute types i.e. colors, shapes, sizes, textures/patterns, body parts that are often used to describe CUB categories. For each attribute type, we randomly sample 3 examples from the dataset and show them in Table 3.

We use two accuracy metrics- CategoryAccuracy and AttributeAccuracy for this evaluation. CategoryAccuracy denotes the correct number of answers generated by our proposed 4-stage model (GPT3+BLIP model with m=3) for all image-question pairs related to the given category in test set. On the other hand, AttributeAccuracy denotes the number of instances (within the test set for a given category) where the meta-question corresponding to the concept at hand (i.e. color ‘yellowish-olive’ or texture ‘white spots on wings’) is correctly verified by the model. Consider the example of ‘western grebe’ category tested for VQA model’s ability to recognize ‘Size’ attribute (third row, first column in Table 3). The interpretation of CategoryAccuracy and AttributeAccuracy for this example can be justified as follows. Among all instances that aim to test ‘western grebe’ category in CUB’s test data, 84.67% (i.e. CategoryAccuracy) of them can be correctly predicted by our model. On the other hand, for all those examples, the BLIP model can answer the meta-question ‘Does the bird in the image have long neck?’ with accuracy 76% (i.e. AttributeAccuracy).

Observing the results in Table 3, we can conclude that attributes ‘Color’, ‘Size’, and ‘Texture’ are robustly recognized by the BLIP model. Whereas the AttributeAccuracy remains low for ‘Shape’ and ‘Body Parts’, indicative of model struggling with these attributes despite achieving high CategoryAccuracy for certain examples. This demonstrates the advantage of using higher values of m (such as 3 or 5) in our proposed model. In other words, by incorporating more than one fine-grained concept descriptions, we can prevent single point of failures in the VQA stage of the model by relying on other visual attributes. This is especially the case where the generated concept description are hard to recognize in the image due to pose variations or details captured in the image. For example, consider the ‘Scissor tailed flycatcher’ category in Table 3 (bottom right corner). The concept generated by GPT-3 for this category is ‘bright colors’. Due to lighting in this picture, it is hard to conclude whether this bird has bright colors or not. The BLIP model also struggles to recognize this



















Qualitative analysis of VQA system’s ability to recognize various visual attribute types in CUB dataset			
Color			
Image:			
Category:	worm eating warbler	lazuli bunting	pied kingfisher
Concept:	yellowish-olive	bright blue	blue and white
CategoryAcc(%):	70.00	44.00	73.33
AttributeAccuracy(%):	97.33	97.33	30.67
Shape			
Image:			
Category:	parakeet auklet	western meadowlark	white pelican
Concept:	round body	black v on chest	pouch-like bill
CategoryAcc(%):	49.33	52.67	91.33
AttributeAccuracy(%):	20.00	2.67	17.33
Size			
Image:			
Category:	western grebe	anna hummingbird	grasshopper sparrow
Concept:	long neck	long beak	small body
CategoryAcc(%):	84.67	68.67	71.33
AttributeAccuracy(%):	76.00	81.33	100.00
Texture			
Image:			
Category:	palm warbler	groove billed ani	red cockaded woodpecker
Concept:	streaked	furry body	white spots on wings
CategoryAcc(%):	76.67	43.33	76.67
AttributeAccuracy(%):	80.00	70.66	85.33
Body Parts			
Image:			
Category:	yellow headed blackbird	gray catbird	american 3-toed woodpecker
Concept:	white wing bars	white undertail	three toes on each foot
CategoryAcc(%):	96.67	38.00	48.67
AttributeAccuracy(%):	18.67	0.00	18.67
Other Adjectives			
Image:			
Category:	common tern	cactus wren	scissor tailed flycatcher
Concept:	long forked tail	spiky feathers	bright colors
CategoryAcc(%):	73.33	78.00	60.67
AttributeAccuracy(%):	30.67	96.00	21.33

Table 3: Qualitative analysis of VQA system’s ability to recognize color, shape, size, texture, body parts and other adjectives generated by GPT-3 for various CUB object categories.

attribute, evident from the low AttributeAccuracy i.e. 21.33%. However, the respective CategoryAccuracy is relatively high (60.67%), which indicates that model is possibly relying on other concept descriptions returned by GPT-3 and can correctly answer meta-questions based on them.

6 Results for Other Visual Classification Datasets

Dataset	#Categories	Domain	Size
CIFAR-10	10	Mixed	10k
CIFAR-100	100	Mixed	10k
Food-101	101	Food	25.2k
DTD	47	Textures	1.8k

Table 4: Image classification datasets used for evaluation in this paper along with relevant information about number of distinct categories incorporated, domain of the images and size of the testing data.

To verify the generalization ability of the proposed LLM+VQA pipeline for concept learning about objects, in this section, we conduct testing over more image classification benchmarks. For this purpose, we leverage popular image classification datasets (Krizhevsky et al., 2009; Bossard et al., 2014; Cimpoi et al., 2014). The characteristics of these datasets are briefly listed in Table 4. We programmatically convert these datasets to the zero-shot VQA format described in Section 3. We compare our method against LaBo (Yang et al., 2023), CDA (Yan et al., 2023), CuPL (Pratt et al., 2022) and VCD (Menon and Vondrick, 2022). Brief description of these methods was covered in Section 2.2. Although there are many other image classifications datasets (not covered here), our choice of datasets is based on the popularity among the methods that we compare against. The only exception is the VCD model, which does not report performance on CIFAR variants.

The results are reported in Table 5. As explained earlier, the choice of parameters m , n and p play a crucial role in our proposed method. We report m , n and p parameters for each method (to the best of our knowledge and understanding of the architecture presented in the respective manuscript). Although due to the difference in these parameters, these methods cannot be compared directly, we suggest to use the information in Table 5 to better understand the pros/cons of each method and their cumulative performance as a measure of how hard a particular image classification dataset is and to what extent LLMs are able to generate appropriate descriptions about the classes.

As observed in Table 5, most of the existing models for concept learning use fixed/templated prompt to obtain concept descriptions from the

Dataset	Configurable Parameters	Method (and corresponding Accuracy%)									
		LaBo	CDA	CuPL	VCD	Our (BLIP)	Our (BLIP)	Our (BLIP)	Our (ViLT)	Our (ViLT)	Our (ViLT)
	m	50	4	1	var	1	3	5	1	3	5
	n	1	0	0	0	0	0	0	0	0	0
	p	fix	fix	var	fix	fix	fix	fix	fix	fix	fix
CIFAR-10		~92%	~67%	95.81%	-	61.42%	64.28%	51.37%	42.85%	62.81%	41.81%
CIFAR-100		~63%	~17%	78.47%	-	26.06%	33.73%	22.29%	27.11%	31.21%	16.27%
Food-101		~80%	~17%	93.33%	83.63%	82.95%	86.27%	84.30%	79.37%	79.77%	80.02%
DTD		~53%	-	58.90%	44.26%	83.83%	88.94%	90.80%	87.87%	94.45%	96.12%

Table 5: Performance comparison between variants of our zero-shot concept recognition approach and existing work related to concept learning using LLMs over multiple image classification datasets. Parameters n, m and p are reported for each method for comparison. Accuracy (%) is used as an evaluation metric as the underlying task is classification. Approximate (~) symbol is used when exact value is not available. Non-availability of the respective result is indicated by (-) or unk.

LLM. The only exception is the CuPL (Pratt et al., 2022) model. Additionally, our method, CuPL and VCD (Menon and Vondrick, 2022) are designed for zero-shot concept recognition. Whereas LaBo (Yang et al., 2023) requires at least 1 training example for each category. Finally, for our model, CDA and VCD rely on a limited set of concept descriptions retrieved with the help of LLM. Contrary to that, LaBo requires significantly large number of concept descriptions (50 descriptions per object category) to push the model performance. On the other hand, VCD dynamically determines the number of concept descriptions based on the example at hand (denoted as var).

The CuPL method achieves the best overall performance over CIFAR-10, CIFAR-100 and Food-101 datasets. All of our proposed variants outperform other methods over DTD dataset, with notable performance gains. GPT3+ViLT combination with 5 concept descriptions yields the best performance overall (96.12%) for the DTD dataset. Moreover, the DTD dataset poses exception to our prior observation that performance boosts when changing $m=1$ to $m=3$ and declines when further increases to $m=5$. This possibly indicates that the concepts to be learnt (textures in this case) benefit from having multiple alternative descriptions that the model can rely upon and avoid failure from limited attributes that may or may not be recognizable in the images. Our proposed model demonstrates the second best performance over Food-101 dataset, tailing behind 7.06% by CuPL. LaBo achieves the comparable performance over the CIFAR-10 dataset in comparison with the best method CuPL. However, with more number of classes in CIFAR-100, the performance gap between CuPL and LaBo increases. CDA consistently remains the low per-

forming method across all datasets considered. The key takeaways from these experiments are summarized below:

- Concept learning methods that leverage LLMs work very well under zero-shot settings, which can be a promising alternative to expensive supervised training, which is expensive and time-consuming in nature.
- The construction of the prompt is a crucial step for all concept learning methods based on LLMs, The customized prompt formulation is likely to achieve superior results.
- In an ideal case, $m>1$ is desirable to avoid single point of failure in concept recognition pipeline, which is the unique aspect of our model proposed in this paper.

7 Conclusion

Humans capitalize on concepts to learn mental representations of various objects and use this knowledge to identify novel instances of an object using only a few examples. Inspired by this, in this work, we introduce a framework for zero-shot visual concept learning. We leverage the linguistic knowledge about visual objects from large language models (LLM) to generate concept descriptors. Instead of asking a VQA model whether or not a particular category is present in the image, we break down the category identification process into multiple sub-questions based on the LLM generated concept descriptors. Using GPT-3 along with the state-of-the-art VQA models, we demonstrate promising results over the existing fine-grained image recognition datasets. Our proposed method does not require significant computing overhead, improves performance over existing methods, and is human-interpretable to explain the model decisions.

Limitations

In this paper, we collect textual descriptions of how various objects around us look like with the help of GPT-3 (Brown et al., 2020) model. Therefore, the performance of our proposed approach relies on the quality and availability of necessary knowledge possessed by the large language model (LLM). This study was intended to gain insights on LLM’s capability to learn concepts (without explicitly being trained on) through a combination of quantitative and qualitative metrics. From these results, it is still unclear for which kinds of datasets (coarse-grained or fine-grained) the model should be preferred over traditional concept learning methods or supervised image classification models. In this work, we limit our experiments to GPT-3 and demonstrate a proof of concept. However, there are several other LLMs that exist² and more advanced ones are coming out on a regular basis. Based on this work, we cannot advise on other LLMs ability to perform concept learning. Another downside of large language models (in general) is that their behaviour is hard to reproduce even with the identical prompt and use of parameters such as temperature and top-p. The cost involved with the proprietary LLMs is definitely a considerable factor, but we hope that in future, LLMs with less number of parameters, competitive performance and open-source variants would be available to the researchers and practitioners. We acknowledge this limitation and keep the floor open to for future investigations in this area.

Ethics Statement

In this paper, we work with pre-trained GPT3 model (Brown et al., 2020) to generate textual descriptions of how various objects around us look like. As our efforts were limited to the publicly available image classification datasets (which includes birds, everyday objects, textures and food items), there was no content generated with offensive language or known discrimination concerning racial/gender aspects. However, several challenges concerning GPT-3 (including hallucinations and harmful content generation) are well-known and text generation results might be affected depending on the input prompts.

²<https://github.com/Hannibal046/Awesome-LLM>

References

- Marjan Alirezaie, Martin Längkvist, Michael Sioutis, and Amy Loutfi. 2018. A symbolic approach for explaining errors in image classification tasks. In *IJCAI Workshop on Learning and Reasoning*. Stockholm, Sweden.
- Stanislaw Antol, Aishwarya Agrawal, Jiasen Lu, Margaret Mitchell, Dhruv Batra, C Lawrence Zitnick, and Devi Parikh. 2015. Vqa: Visual question answering. In *Proceedings of the IEEE/CVF International Conference on Computer Vision (ICCV)*, pages 2425–2433.
- Simone Bianco, Luigi Celona, Marco Donzella, and Paolo Napoletano. 2023. Improving image captioning descriptiveness by ranking and llm-based fusion. *arXiv preprint arXiv:2306.11593*.
- Lukas Bossard, Matthieu Guillaumin, and Luc Van Gool. 2014. Food-101—mining discriminative components with random forests. In *Computer Vision—ECCV 2014: 13th European Conference, Zurich, Switzerland, September 6–12, 2014, Proceedings, Part VI 13*, pages 446–461. Springer.
- Tom Brown, Benjamin Mann, Nick Ryder, Melanie Subbiah, Jared D Kaplan, Prafulla Dhariwal, Arvind Neelakantan, Pranav Shyam, Girish Sastry, Amanda Askell, et al. 2020. Language models are few-shot learners. *Advances in neural information processing systems*, 33:1877–1901.
- Jerome Seymour Bruner and George Allen Austin. 1986. *A study of thinking*. Transaction publishers.
- Kaidi Cao, Maria Brbic, and Jure Leskovec. 2020. Concept learners for few-shot learning. In *International Conference on Learning Representations*.
- Aditya Chattopadhyay, Anirban Sarkar, Prantik Howlader, and Vineeth N Balasubramanian. 2018. Grad-cam++: Generalized gradient-based visual explanations for deep convolutional networks. In *2018 IEEE winter conference on applications of computer vision (WACV)*, pages 839–847. IEEE.
- Chaofan Chen, Oscar Li, Daniel Tao, Alina Barnett, Cynthia Rudin, and Jonathan K Su. 2019. This looks like that: deep learning for interpretable image recognition. *Advances in neural information processing systems*, 32.
- Mircea Cimpoi, Subhansu Maji, Iasonas Kokkinos, Sammy Mohamed, and Andrea Vedaldi. 2014. Describing textures in the wild. In *Proceedings of the IEEE conference on computer vision and pattern recognition*, pages 3606–3613.
- Navneet Dalal and Bill Triggs. 2005. Histograms of oriented gradients for human detection. In *2005 IEEE computer society conference on computer vision and pattern recognition (CVPR’05)*, volume 1, pages 886–893. Ieee.

- Yash Goyal, Ziyang Wu, Jan Ernst, Dhruv Batra, Devi Parikh, and Stefan Lee. 2019. Counterfactual visual explanations. In *International Conference on Machine Learning*, pages 2376–2384. PMLR.
- Jiaxian Guo, Junnan Li, Dongxu Li, Anthony Meng Huat Tiong, Boyang Li, Dacheng Tao, and Steven Hoi. 2023. From images to textual prompts: Zero-shot visual question answering with frozen large language models. In *Proceedings of the IEEE/CVF Conference on Computer Vision and Pattern Recognition*, pages 10867–10877.
- Kaiming He, Xiangyu Zhang, Shaoqing Ren, and Jian Sun. 2016. Deep residual learning for image recognition. In *Proceedings of the IEEE conference on computer vision and pattern recognition*, pages 770–778.
- Lisa Anne Hendricks, Zeynep Akata, Marcus Rohrbach, Jeff Donahue, Bernt Schiele, and Trevor Darrell. 2016. Generating visual explanations. In *Computer Vision—ECCV 2016: 14th European Conference, Amsterdam, The Netherlands, October 11–14, 2016, Proceedings, Part IV 14*, pages 3–19. Springer.
- Lisa Anne Hendricks, Ronghang Hu, Trevor Darrell, and Zeynep Akata. 2018. Grounding visual explanations. In *Proceedings of the European conference on computer vision (ECCV)*, pages 264–279.
- Dan Hendrycks, Collin Burns, Steven Basart, Andy Zou, Mantas Mazeika, Dawn Song, and Jacob Steinhardt. 2020. Measuring massive multitask language understanding. In *International Conference on Learning Representations*.
- Vidhya Kamakshi and Narayanan C Krishnan. 2023. Explainable image classification: The journey so far and the road ahead. *AI*, 4(3):620–651.
- Wonjae Kim, Bokyung Son, and Ildoo Kim. 2021. Vilt: Vision-and-language transformer without convolution or region supervision. In *International Conference on Machine Learning*, pages 5583–5594. PMLR.
- Pang Wei Koh, Thao Nguyen, Yew Siang Tang, Stephen Mussmann, Emma Pierson, Been Kim, and Percy Liang. 2020. Concept bottleneck models. In *International conference on machine learning*, pages 5338–5348. PMLR.
- Alex Krizhevsky, Geoffrey Hinton, et al. 2009. Learning multiple layers of features from tiny images.
- Barbara Landau, Linda B Smith, and Susan S Jones. 1988. The importance of shape in early lexical learning. *Cognitive development*, 3(3):299–321.
- Oran Lang, Yossi Gandelsman, Michal Yarom, Yoav Wald, Gal Elidan, Avinatan Hassidim, William T Freeman, Phillip Isola, Amir Globerson, Michal Irani, et al. 2021. Explaining in style: Training a gan to explain a classifier in stylespace. In *Proceedings of the IEEE/CVF International Conference on Computer Vision*, pages 693–702.
- Junnan Li, Dongxu Li, Caiming Xiong, and Steven Hoi. 2022. Blip: Bootstrapping language-image pre-training for unified vision-language understanding and generation. In *International Conference on Machine Learning*, pages 12888–12900. PMLR.
- David G Lowe. 1999. Object recognition from local scale-invariant features. In *Proceedings of the seventh IEEE international conference on computer vision*, volume 2, pages 1150–1157. Ieee.
- Kenneth Marino, Ruslan Salakhutdinov, and Abhinav Gupta. 2016. The more you know: Using knowledge graphs for image classification. *arXiv preprint arXiv:1612.04844*.
- Lingjie Mei, Jiayuan Mao, Ziqi Wang, Chuang Gan, and Joshua B Tenenbaum. 2021. Falcon: Fast visual concept learning by integrating images, linguistic descriptions, and conceptual relations. In *International Conference on Learning Representations*.
- Sachit Menon and Carl Vondrick. 2022. Visual classification via description from large language models. In *The Eleventh International Conference on Learning Representations*.
- Tom Mitchell. 1997. *Machine learning*. Publisher: McGraw Hill.
- Gregory Murphy. 2004. *The big book of concepts*. MIT press.
- Gregory L Murphy. 2010. What are categories and concepts. *The making of human concepts*, pages 11–28.
- Guilherme Penedo, Quentin Malartic, Daniel Hesslow, Ruxandra Cojocaru, Alessandro Cappelli, Hamza Alobeidli, Baptiste Pannier, Ebtesam Almazrouei, and Julien Launay. 2023. The refinedweb dataset for falcon llm: outperforming curated corpora with web data, and web data only. *arXiv preprint arXiv:2306.01116*.
- Fabio Petroni, Tim Rocktäschel, Sebastian Riedel, Patrick Lewis, Anton Bakhtin, Yuxiang Wu, and Alexander Miller. 2019. Language models as knowledge bases? In *Proceedings of the 2019 Conference on Empirical Methods in Natural Language Processing and the 9th International Joint Conference on Natural Language Processing (EMNLP-IJCNLP)*, pages 2463–2473.
- Sarah Pratt, Rosanne Liu, and Ali Farhadi. 2022. What does a platypus look like? generating customized prompts for zero-shot image classification. *arXiv preprint arXiv:2209.03320*.
- Alec Radford, Jong Wook Kim, Chris Hallacy, Aditya Ramesh, Gabriel Goh, Sandhini Agarwal, Girish Sastry, Amanda Askell, Pamela Mishkin, Jack Clark, et al. 2021. Learning transferable visual models from natural language supervision. In *International conference on machine learning*, pages 8748–8763. PMLR.

- Sandra Reinert, Mark Hübener, Tobias Bonhoeffer, and Pieter M Goltstein. 2021. Mouse prefrontal cortex represents learned rules for categorization. *Nature*, 593(7859):411–417.
- Adam Roberts, Colin Raffel, and Noam Shazeer. 2020. How much knowledge can you pack into the parameters of a language model? In *Proceedings of the 2020 Conference on Empirical Methods in Natural Language Processing (EMNLP)*, pages 5418–5426.
- Ramprasaath R Selvaraju, Michael Cogswell, Abhishek Das, Ramakrishna Vedantam, Devi Parikh, and Dhruv Batra. 2017. Grad-cam: Visual explanations from deep networks via gradient-based localization. In *Proceedings of the IEEE international conference on computer vision*, pages 618–626.
- Karen Simonyan and Andrew Zisserman. 2014. Very deep convolutional networks for large-scale image recognition. *arXiv preprint arXiv:1409.1556*.
- Chan Hee Song, Jiaman Wu, Clayton Washington, Brian M Sadler, Wei-Lun Chao, and Yu Su. 2022. Llm-planner: Few-shot grounded planning for embodied agents with large language models. *arXiv preprint arXiv:2212.04088*.
- Hugo Touvron, Thibaut Lavril, Gautier Izacard, Xavier Martinet, Marie-Anne Lachaux, Timothée Lacroix, Baptiste Rozière, Naman Goyal, Eric Hambro, Faisal Azhar, et al. 2023. Llama: Open and efficient foundation language models. *arXiv preprint arXiv:2302.13971*.
- Catherine Wah, Steve Branson, Peter Welinder, Pietro Perona, and Serge Belongie. 2011. The caltech-ucsd birds-200-2011 dataset.
- Jianfeng Wang, Zhengyuan Yang, Xiaowei Hu, Linjie Li, Kevin Lin, Zhe Gan, Zicheng Liu, Ce Liu, and Lijuan Wang. 2022. Git: A generative image-to-text transformer for vision and language. *Transactions on Machine Learning Research*.
- Pei Wang and Nuno Vasconcelos. 2020. Scout: Self-aware discriminant counterfactual explanations. In *Proceedings of the IEEE/CVF Conference on Computer Vision and Pattern Recognition*, pages 8981–8990.
- An Yan, Yu Wang, Yiwu Zhong, Chengyu Dong, Zexue He, Yujie Lu, William Wang, Jingbo Shang, and Julian McAuley. 2023. Learning concise and descriptive attributes for visual recognition. *arXiv preprint arXiv:2308.03685*.
- Yue Yang, Artemis Panagopoulou, Shenghao Zhou, Daniel Jin, Chris Callison-Burch, and Mark Yatskar. 2023. Language in a bottle: Language model guided concept bottlenecks for interpretable image classification. In *Proceedings of the IEEE/CVF Conference on Computer Vision and Pattern Recognition*, pages 19187–19197.
- Deyao Zhu, Jun Chen, Xiaoqian Shen, Xiang Li, and Mohamed Elhoseiny. 2023. Minigpt-4: Enhancing vision-language understanding with advanced large language models. *arXiv preprint arXiv:2304.10592*.