

Text-Guided Multi-Property Molecular Optimization with a Diffusion Language Model

Yida Xiong
yidaxiong@whu.edu.cn

Kun Li
li_kun@whu.edu.cn

Weiwei Liu
liuweiwei863@gmail.com

Jia Wu
jia.wu@mq.edu.au

Bo Du
dubo@whu.edu.cn

Shirui Pan
s.pan@griffith.edu.au

Wenbin Hu
hwb@whu.edu.cn

ABSTRACT

Molecular optimization (MO) is a crucial stage in drug discovery in which task-oriented generated molecules are optimized to meet practical industrial requirements. Existing mainstream MO approaches primarily utilize external property predictors to guide iterative property optimization. However, learning all molecular samples in the vast chemical space is unrealistic for predictors. As a result, errors and noise are inevitably introduced during property prediction due to the nature of approximation. This leads to discrepancy accumulation, generalization reduction and suboptimal molecular candidates. In this paper, we propose a text-guided multi-property molecular optimization method utilizing transformer-based diffusion language model (TransDLM). TransDLM leverages standardized chemical nomenclature as semantic representations of molecules and implicitly embeds property requirements into textual descriptions, thereby preventing error propagation during diffusion process. Guided by physically and chemically detailed textual descriptions, TransDLM samples and optimizes encoded source molecules, retaining core scaffolds of source molecules and ensuring structural similarities. Moreover, TransDLM enables simultaneous sampling of multiple molecules, making it ideal for scalable, efficient large-scale optimization through distributed computation on web platforms. Furthermore, our approach surpasses state-of-the-art methods in optimizing molecular structural similarity and enhancing chemical properties on the benchmark dataset. The code is available at: <https://anonymous.4open.science/r/TransDLM-A901>.

KEYWORDS

Semantic Representation, Multi-Property Molecular Optimization, Diffusion Language Model, Text Guidance

ACM Reference Format:

Yida Xiong, Kun Li, Weiwei Liu, Jia Wu, Bo Du, Shirui Pan, and Wenbin Hu. 2025. Text-Guided Multi-Property Molecular Optimization with a Diffusion Language Model. In *Proceedings of Make sure to enter the correct conference*

Permission to make digital or hard copies of all or part of this work for personal or classroom use is granted without fee provided that copies are not made or distributed for profit or commercial advantage and that copies bear this notice and the full citation on the first page. Copyrights for components of this work owned by others than the author(s) must be honored. Abstracting with credit is permitted. To copy otherwise, or republish, to post on servers or to redistribute to lists, requires prior specific permission and/or a fee. Request permissions from permissions@acm.org.
Conference acronym 'XX, June 03–05, 2018, Woodstock, NY

© 2025 Copyright held by the owner/author(s). Publication rights licensed to ACM.
ACM ISBN 978-1-4503-XXXX-X/18/06
<https://doi.org/XXXXXXXX.XXXXXXX>

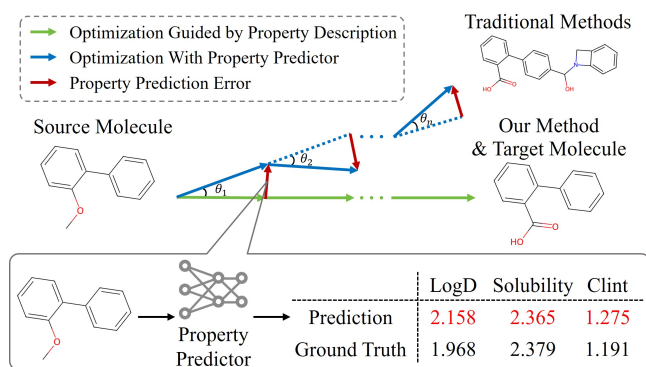


Figure 1: Overall comparison between traditional molecular optimization and text-guided molecular optimization with a diffusion language model. During property prediction, the propagation and accumulation of errors drastically disrupts the optimization process.

title from your rights confirmation email (Conference acronym 'XX). ACM, New York, NY, USA, 10 pages. <https://doi.org/XXXXXXXX.XXXXXXX>

1 INTRODUCTION

Molecule generation has made significant strides with the rapid advancement of generative models, especially conditional generative models [13, 22]. These models have demonstrated promising results during tasks such as drug response prediction (DRP) and drug-target binding affinity (DTA) [14, 23]. Although the molecules generated for specific tasks possess relevant properties, they are still insufficient for application to industrial production. As a result, optimizing generated molecules has become a crucial task, drawing the attention of scientists seeking to improve their usability. However, improving the desired drug candidate properties while retaining the original structural scaffolds is challenging. Moreover, the complexity of enormous chemical space highlights the substantial quantity of molecular candidates. Consequently, traditional molecular optimization (MO) methods primarily depend on the experience, knowledge and intuition of chemists, thus resulting in time-consuming manual labor and reducing the likelihood of finding ideal molecules within a limited time.

To address these challenges, early computational approaches using deep learning generated computational strategies to accelerate the traditional MO paradigm [16, 28, 46]. These deep learning methods mainly learned from Simplified Molecular Input Line Entry System (SMILES), graphs and three-dimensional (3D) structures [15, 40, 52, 55]. To generate molecules with desired properties, conditional generative models [31, 35, 38] have been adopted as auxiliary controllers for the generative process. However, most of these models concentrate on generating molecules from scratch and optimizing them according to specific rules, thereby neglecting the priority of core scaffold retention during molecular optimization. Consequently, molecules optimized through these methods fail to meet the industrial demands, which requires slight changes to the molecular architecture and substantial increases in the desired properties.

Other widely adopted approaches include guided search-based methods, which aim to find target molecules by exploring compounds' chemical or latent spaces derived from encoder-decoder models. First, latent space search involves encoding a source molecule into a low-dimensional representation, and exploring its adjacent area to find embeddings that meet the specified constraints [28, 30, 58]. Then, these embeddings are decoded into the chemical space, and a property predictor is used to guide the search process. In contrast, chemical space search methods operate directly within the high-dimensional and discrete chemical space to find molecules that meet given constraints. Various advanced optimization techniques, including reinforcement learning and genetic algorithms, have been applied to this search method.

Despite their proven success, a significant limitation of these guided search-based methods lies in their reliance on external property predictors to iteratively optimize molecular properties. As shown in Fig. 1, external predictors, though effective for estimating target properties, inherently introduce errors and noise due to the nature of approximation. Typically, these methods are trained on finite, often biased datasets and may lack complete generalization in novel chemical spaces, resulting in inaccurate property predictions during the search process. This discrepancy can accumulate over iterations, leading to suboptimal molecular candidates or failure to meet the intended constraints. Moreover, the noise generated by these predictors may cause the search process to deviate from the optimal regions in the chemical or latent spaces, further reducing MO efficiency and effectiveness.

To address the aforementioned MO issues, we explore the utilization of diffusion models in target-oriented MO. Diffusion models [20] have reaped remarkable success in other scientific disciplines, such as computer vision [45], by generating high-quality data through a gradual denoising process that can capture complex distributions [54]. Accordingly, we propose text-guided multi-property molecular optimization with a transformer-based diffusion language model (**TransDLM**). This is a novel approach that leverages a diffusion language model to iteratively yield word vectors of molecular SMILES strings and is guided by language descriptions. Due to SMILES strings' deficiency in explicit semantic clarity of molecular structures and functional groups, we adopt standardized chemical nomenclature as informatively and intuitively molecular semantic representation. To differentiate generation from scratch, we sample molecular word vectors from the token embeddings of

source molecules encoded by a pre-trained language model, which collectively and significantly retains the original molecules' core scaffolds. Instead of relying on an external property predictor, we encode the molecular structure and property information using a pre-trained language model, implicitly embedding property requirements into textual descriptions, guiding diffusion and preventing error propagation. This encoded representation serves as a guiding signal during the diffusion process. By embedding the desired molecular attributes through the language model, the diffusion process is trained on the molecule's structure and the specific properties we aim to optimize. Additionally, our method is suitable for deployment on web-based platforms due to its high parallel efficiency, enabling large-scale MO across distributed environments. This allows researchers to collaborate and iterate molecular design and optimization processes seamlessly via web interfaces. The TransDLM approach's advantages are as follows:

- Molecules generated by TransDLM retain the core scaffolds of source molecules and structural similarity is ensured while satisfying multiple property requirements.
- Error and noise propagation are reduced by directly training the model on the desired properties during diffusion, thereby improving the reliability of the optimized molecules.
- TransDLM outperforms state-of-the-art methods on the benchmark dataset in optimizing three ADMET¹ properties, *LogD*, *Solubility*, and *Clearance* while maintaining the structural similarity over several metrics.

2 RELATED WORK

This section provides an overview of the research landscape, focusing on different MO approaches and the role of diffusion models in language generation. These advancements establish the conditions for our novel diffusion language model application in the SMILES-based MO field.

2.1 Molecular Optimization

Methods that optimize molecules are classified into three categories: distribution matching-based, guided search-based, and molecular mapping-based approaches.

Distribution Matching-Based Methods. Previous study [53] has indicated that the matched molecular set (MMS) is used in distribution matching-based methods. In an MMS, the molecular set with poor properties is named the source, and the set with the desired qualities is designated as the target. Molecular distribution matching focuses on learning the mapping relationship between two molecular sets in an MMS dataset. This ensures that the source and target molecular set are adjacent. For instance, Maziarka et al. [38] proposed a CycleGAN-based model that encodes each molecule as a point within the latent space by learning the MMS representation distribution. Barshatski et al. [1] designed a multi-property optimization technique called IPCA, which learns a distinct transformation for each optimized property while imposing constraints on the latent embedding space across all transformations. However, distribution matching-based methods are limited, as they fail to optimize specific molecules towards their desired counterparts. Since adjusting the distribution of the whole molecular set is their

¹Absorption, distribution, metabolism, excretion and toxicity

main goal, these approaches are eventually phased out due to these limitations.

Guided Search-Based Methods. Guided search-based methods explore target molecules within the molecules’ chemical or latent space learned through encoder-decoder models using molecular property predictors or statistical models for guidance [21]. For example, Jin et al. [28] introduced a junction tree variational autoencoder (JTVAE), which initially decomposes a molecular graph into a junction tree, with each node representing a molecular substructure. Then, both the junction tree and molecular graph are mapped to latent embeddings. Additionally, a property score predictor is trained in the latent space to cluster molecules with similar properties. Finally, gradient ascent is used to identify embeddings with enhanced property scores within the latent space. Zhou et al. [59] proposed the MolDQN model, which integrates reinforcement learning with chemical rules to guarantee molecular validity. The model frames molecule modification as a Markov Decision Process (MDP) and uses deep Q-networks [19] to address it, with rewards based on the desired properties and structural similarity constraints. Nevertheless, these guided search-based methods rely on external property predictors to iteratively optimize molecular properties, inevitably introducing errors and noise into the optimization process.

Molecular Mapping-Based Method. In contrast to MMS, two molecules with moderate structural difference and significant chemical dissimilarities are considered as a matched molecular pair (MMP), where the one with inferior properties is regarded as the source molecule and the other with desired qualities is the target molecule. Molecular mapping involves learning the mapping function F between MMPs. For an MMP (x, y) , where x and y exhibit minor differences between consecutive atoms but significant property differences, the molecular mapping is formally denoted as $F(x) : x \rightarrow y$. This method is executed using medicinal chemistry transformation rules derived from MMPs, applying the knowledge and expertise of medicinal chemists. For instance, He et al. [17] designed a model based on Seq2Seq architecture to handle property variations between MMPs. The model uses source molecules and property constraints as inputs and is trained to produce target molecules as outputs. Maragakis et al. [37] introduced DESMILES, which utilizes source molecular fingerprints as inputs to generate corresponding SMILES representations. Initially, the transformation from molecular fingerprints to SMILES is pre-trained on a large dataset, and the model is subsequently fine-tuned using the MMPs. Inspired by natural language processing (NLP), Fan et al. [7] developed a semi-supervised approach named BT4MolGen. This method involves training a pseudo-labeled data generation model using MMPs. Then, the generated pseudo-labeled data along with labeled data are employed to train a forward molecular optimization model, addressing the data sparsity issue. Similarly, our TransDLM approach is a molecular mapping-based method that innovatively introduces a diffusion language model into the MO task, resulting in the coherent and effective optimization of molecules.

2.2 Language Generation with Diffusion Models

Diffusion models have been extremely successful in generating content in continuous domains, particularly in the images and audio

fields [54]. Stable Diffusion [45] and AudioLDM [36] are categorized as diffusion models in continuous domains. They introduced random noises into latent variables based on latent diffusion models (LDMs) and reverse the process through a series of denoising steps to learn data generation. However, differences in data structure between languages and images exist, since languages are discrete while images exist in continuous domains. In order to tackle this problem, certain approaches retain the discrete nature of text and extend diffusion model to handle discrete data [18, 43]. On the contrary, other methods utilize embedding layers to map the text to a continuous representation domain, thereby preserving the continuous diffusion steps [11, 34, 48, 57]. Our research aligns with the latter strategy, focusing on word vectors and substantially expanding the functionality and feasibility of diffusion models in SMILES-based MO.

3 METHODOLOGY

3.1 Overall Framework

With the solid foundation paved by conditional language generation tasks, exemplified by DiffuSeq [11] and SeqDiffuSeq [57], exploring text-guided MO has become feasible. In this paper, we aim to optimize a molecule until it matches a specified textual description. Formally, let $C = [w_0, w_1, \dots, w_m]$ represent the input description, where w_i is the i -th word in the sequence, and m denotes the text length. Our objective is to develop a model F that takes this text and the original molecule M_0 as input and produces the corresponding molecule as output, which can be mathematically represented as $M = F(M_0, C)$. Overall, our TransDLM is composed of four pivotal processes: embedding, noising, denoising, and rounding. As shown in Fig. 2, these processes work in tandem to produce the desired optimized molecules.

The embedding process begins by treating the text sequence $W = [w_0, w_1, \dots, w_n]$ as an ordered list of words. Each word w_i is mapped using an embedding function, yielding $\text{Emb}(W) = [\text{Emb}(w_0), \text{Emb}(w_1), \dots, \text{Emb}(w_n)] \in \mathbb{R}^{d \times n}$, where n indicates the sequence length and d represents the embedding dimension. Then, the noising process starts with the matrix x_0 , which is sampled from a Gaussian distribution centered at $\text{Emb}(W)$: $x_0 \sim \mathcal{N}(\text{Emb}(W), \sigma_0 \mathbf{I})$.

During the noising process, noise is gradually introduced to x_0 , eventually resulting in pure Gaussian noise $x_T \sim \mathcal{N}(0, \mathbf{I})$, where T is a hyperparameter of total diffusion steps. The transition from x_{t-1} to x_t is defined as follows:

$$q(x_t | x_{t-1}) = \mathcal{N}(x_t; \sqrt{1 - \beta_t} x_{t-1}, \beta_t \mathbf{I}), \quad (1)$$

where β_t is a hyperparameter representing the amount of noise added at diffusion step $t \in (0, T]$.

Next, the denoising process begins with an encoded source molecule, and sequentially samples x_{t-1} from x_t , gradually reconstructing the original content. Typically, a neural network is trained to predict x_{t-1} given x_t . To improve the accuracy of denoising x_t towards specific word vectors, a neural network f_θ is trained to predict x_0 directly from x_t . Thus, the denoising transition from x_t to x_{t-1} can be expressed as:

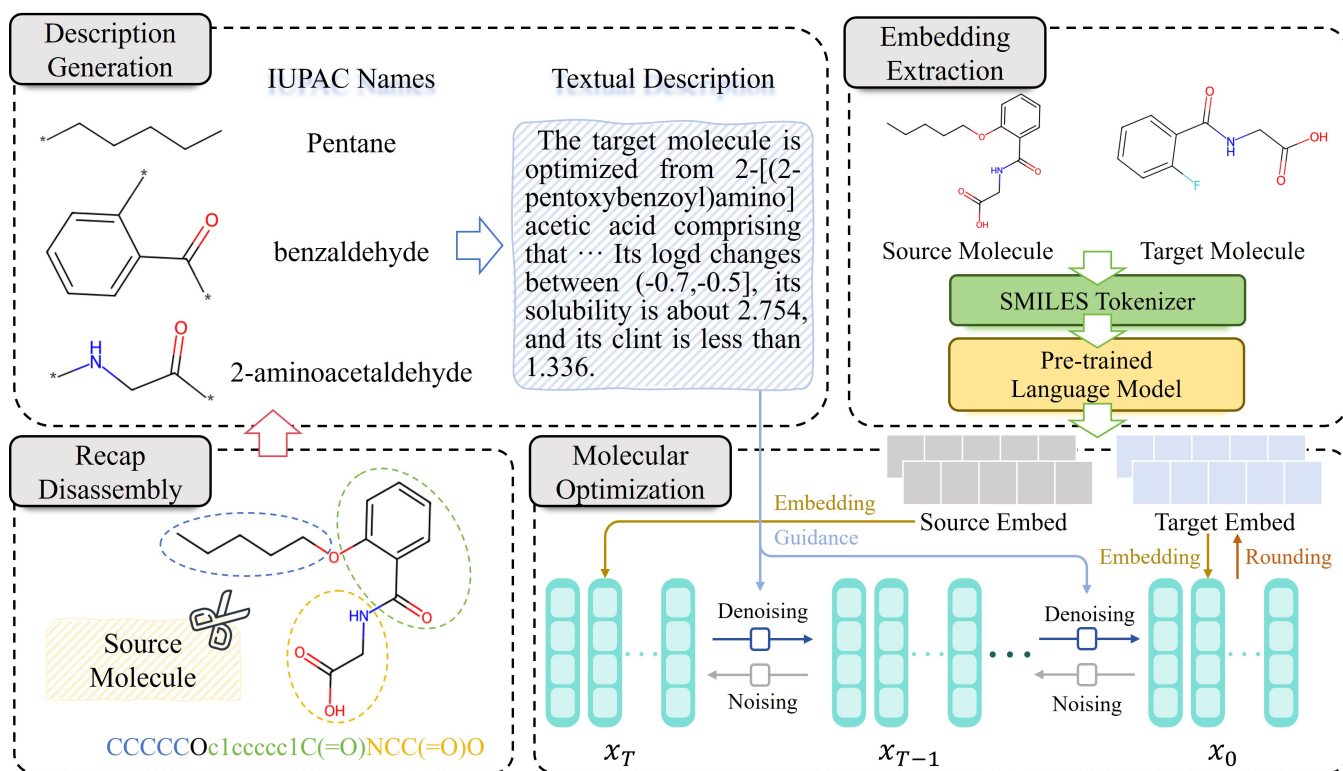


Figure 2: TransDLM framework. First, our optimization method disassembles the source molecules into fragments using the Recap strategy. Then, it generates textual descriptions utilizing IUPAC names, which guide the denoising process. Meanwhile, the source and target molecules are encoded into embeddings through the SMILES tokenizer and a pre-trained language model, which serve as initial and target vectors, respectively.

$$p_{\theta}(x_{t-1} | x_t) = \mathcal{N}(x_{t-1}; \frac{\sqrt{\bar{\alpha}_{t-1}}\beta_t}{1 - \bar{\alpha}_t} f_{\theta}(x_t, t) + \frac{\sqrt{\bar{\alpha}_t}(1 - \bar{\alpha}_{t-1})}{1 - \bar{\alpha}_t} x_t, \frac{1 - \bar{\alpha}_{t-1}}{1 - \bar{\alpha}_t} \beta_t), \quad (2)$$

where $\bar{\alpha}_t = \prod_{s=0}^t (1 - \beta_s)$, facilitating the iterative sampling of x_{t-1} from x_t and consequently yielding x_0 .

Finally, the rounding process converts the embedding vectors back into the target molecule’s SMILES string. During this process, each column vector x_0 is matched to the word with an embedding that has the closest L-2 distance. As a result, the combined denoising and rounding processes effectively transform any initial noise into a coherent SMILES string output.

3.2 Description Generator

Molecular Structure Feature. Molecular structure feature effectively enhances insights into molecules and model performance in specific tasks [4, 8, 51]. Among them, fragment-based molecular structure feature has garnered substantial attention from researchers [12, 56]. Accordingly, we disassemble molecules using Recap [33], which cleaves the structures into fragments based on retrosynthetic chemistry. Once key fragments are recognized as essential for chemical reactivity, they can easily be divided into

latent blocks for optimization. After molecular disassembly, we concentrate on how the fragments connect with each other. RDKit² is an open-source Python software package providing chemical information. We use its built-in functions to determine the binding sites and connection modes between fragments.

IUPAC Nomenclature in Organic Chemistry. The international union of pure and applied chemistry (IUPAC) [26] nomenclature system provides standardized naming conventions for chemical compounds, which is crucial for avoiding ambiguities arising from common or trivial names. This is particularly crucial in organic chemistry, where compound complexity can make identification challenging. When optimizing molecules guided by textual descriptions, we use the IUPAC names instead of SMILES strings to represent fragments, simultaneously complementing IUPAC information of the source molecules as molecular semantic representations. As shown in Fig. 3, on the one hand, IUPAC names provide a detailed and hierarchical description of a molecule’s structure, including functional groups, stereochemistry, branching, and chain length. This level of granularity can potentially enhance the precision of the generative process, especially when targeting specific chemical properties or structures. On the other hand, IUPAC nomenclature conventions provide more semantic information compared to

²<https://www.rdkit.org>

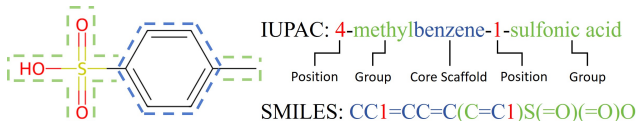


Figure 3: An example of IUPAC name vs. SMILES. The IUPAC name provides clearer semantics by specifying functional groups and their positions, while SMILES focuses on structure without conveying the same intuitive meaning.

SMILES. This is because they are more structured and descriptive than SMILES strings which feature a linear text format merely based on connectivity. The rich semantic details allow IUPAC names to convey more precise chemical information, making them more interpretable and suitable for language models that benefit from understanding chemical semantics.

Textual Description Generation. In addition to physical structure information, we consider the desired optimized chemical properties. Specifically, the original numerical property values and the changes between MMPs are supplemented into one textual description. Utilizing the above tools, we generate a textual description saturated with detailed molecular structure and rich semantic information. For instance, the target molecule C#CCOC(=O)c1cccc1O can be described as: *The target molecule is optimized from ethyl 2-hydroxybenzoate comprising that ethanol and 2-hydroxybenzaldehyde links via a O C SINGLE bond. Its logd changes between (0.3, 0.5], its solubility is about 2.442, and its Clint is less than 1.904.*

3.3 SMILES Tokenizer

Inspired by Gong et al. [10] who considered the fact that tokenizing every single a SMILES string character destroys the uniformity between multi-character units, we employ the same strategy to retain the semantic groups in SMILES strings. For instance, [CH3-] is a negatively charged methyl group rather than a sequence assembled by unrelated characters, such as [, C, and H. With all the semantic groups together forming our vocabulary, TransDLM is capable of encoding any SMILES string semantically and integrally, like CC([Si]=O)C[CH3-] being encoded as [[SOS],C,C,(,[Si],=,O),C,[CH3-],[EOS],[PAD],...,,[PAD]]. And we pad each sequence to the maximum length n .

Following tokenization, the resulting tokenized molecule M is prepared for the embedding process, yielding x_0 through sampling from the distribution $x_0 \sim \mathcal{N}(\text{Emb}(M), \sigma_0 \mathbf{I})$.

3.4 Text-Guided Molecular Optimization

Unlike traditional diffusion models that sample from pure noise [34, 45], we propose a novel generation strategy for TransDLM, which samples from an encoded source molecule SMILES string, as mentioned in Chapter 3.3. Our approach effectively addresses the uncertainty and infeasibility of previous MO methods and adjusts the orientation to the desired optimized molecules.

For the purpose of converting textual description into machine-readable language, a pre-trained language model is utilized to map the text sequence C to its latent embeddings $\mathbf{C} \in \mathbb{R}^{d_1 \times m}$, where d_1 represents the embedding dimension of the language model output.

Our model is based on transformer framework, which functions as f_θ in Eq. (2). Considering the current diffusion state x_t , time step t , and text embeddings \mathbf{C} , the initial state x_0 is predicted as $\hat{x}_0 = f_\theta(x_t, t, \mathbf{C})$. Given that self-attention mechanism is disordered, the transformer architecture does not inherently have the location information. Hence, the transformer loses the input’s sequential information. As a result, we adopt a position encoding strategy [50] in the first layer $z_t^{(0)}$ to enable our model to recognize the position of each element in the input sequence, defined as:

$$z_t^{(0)} = \text{PosEmb} + W_{in}x_t + \text{TimeEmb}(t), \quad (3)$$

where PosEmb is the positional embedding, TimeEmb is an operation to embed the time step t into a high-dimensional vector, $W_{in} \in \mathbb{R}^{d_2 \times d}$, $z_t^{(0)} \in \mathbb{R}^{d_2 \times n}$, and d_2 is the dimension for transformer.

In the standard transformer self-attention mechanism, each token performs attention calculations on others in the same input sequence. Therefore, to improve the multi-modal data processing capability of our model and enhance the positive guidance of textual description to MO, TransDLM uses the cross-attention mechanism to calculate the input sequence with textual description as an additional context. Specifically, our transformer backbone is composed of L layers with a cross-attention block respectively, which incorporates the textual description into the hidden states as follows:

$$\text{Attention}(Q, K, V) = \text{softmax}\left(\frac{QK^T}{\sqrt{d_k}}\right)V,$$

$$Q = W_Q^{(i)} z_t^{(i)}, \quad (4)$$

$$K = W_K^{(i)} \text{MLP}(C),$$

$$V = W_V^{(i)} \text{MLP}(C),$$

where $W_*^{(i)} \in \mathbb{R}^{d_2 \times d_2}$ represents the learnable parameters in the i -th layer, and MLP is the multilayer perception.

After completing the above procedures, we obtain the matrix \hat{x}_0 from the initial embedded source molecule, guided by the textual description C . Then, the matrix \hat{x}_0 is prepared for rounding and subsequently transformed into a SMILES string.

Algorithm 1 Training algorithm

repeat
 Sample M , C and t
 Acquire x_0 through embedding process
 if $t = 0$ **then**
 $g = \nabla_\theta(-\log p_\theta(M|x_0))$
 else
 $g = \nabla_\theta \|f_\theta(x_t, t, C) - x_0\|^2$
 end if
 Implement optimization through gradient g
until converged

3.5 TransDLM Training

During the training process, our methodology mainly maximizes the variational lower bound (VLB) of the marginal likelihood. Moreover, we refine and adapt our approach according to the insights from previous studies [20, 34]. As the training procedure shown in Algorithm 1, we primarily aim to train the neural network, denoted as f_θ , to progressively reconstruct the original data x_0 at every time step within the denoising diffusion trajectory, described as:

$$\mathcal{L}_{M,C} = \mathbb{E}_{q(x_{0:T}|M)} \left[\sum_{t=1}^T \|f_\theta(x_t, t, C) - x_0\|^2 - \log p_\theta(M|x_0) \right], \quad (5)$$

where $p_\theta(M|x_0)$ represents the rounding process, featuring a product of the softmax distribution $p_\theta(M|x_0) = \prod_{i=0}^n p(a_i|x_{0[:i]})$.

By iteratively refining the noisy intermediate states to their original forms, the TransDLM learns to effectively reverse the diffusion process, leveraging underlying data structure and guiding text.

4 THEORETICAL ANALYSIS

This section theoretically demonstrates that text-guided multi-property MO based on diffusion language models is more effective in reducing errors than traditional methods that use external property predictors to constrain optimization.

4.1 Gradient Error Calculation

The loss function of traditional methods usually consists of attribute and structure loss, which can be expressed as:

$$\begin{aligned} L_{\text{trad}}(M) &= \alpha \cdot L_{\text{property}}(M) + \beta \cdot L_{\text{structure}}(M) \\ &= \alpha \cdot (\hat{y}(M) - y_{\text{target}})^2 + \beta \cdot \|M - M_{\text{target}}\|^2, \end{aligned} \quad (6)$$

where $\hat{y}(M)$ is the predicted attribute value of the molecule M by the external property predictor, M_{target} denotes the target molecular structure, and α and β are hyperparameters that adjust the attribute and structure losses' weights. As a result, inferred from Eqs. (5) and (6), the respective gradient of molecule M are:

$$\nabla_\theta \mathcal{L}_{M,C} = 2\mathbb{E}_{q(x_{0:T}|M)} [(f_\theta(x_t, t, C) - x_0)\nabla_\theta f_\theta(x_t, t, C)] - \nabla_\theta \log p_\theta(M|x_0), \quad (7)$$

$$\begin{aligned} \nabla_M L_{\text{trad}} &= \alpha \cdot \nabla_M L_{\text{property}} + \beta \cdot \nabla_M L_{\text{structure}} \\ &= 2\alpha(\hat{y}(M) - y_{\text{target}})\nabla_M \hat{y}(M) + 2\beta(M - M_{\text{target}}), \end{aligned} \quad (8)$$

Errors occur in the attribute loss's gradient due to the ones within the external property predictor $\hat{y}(M)$. Thus, we define the following:

- Attribute prediction error: $\epsilon_{\text{ext}} = \hat{y}(M) - y(M)$.
- Attribute gradient prediction error: $\epsilon_{\text{grad}} = \nabla_M \hat{y}(M) - \nabla_M y(M)$.
- Actual attribute values and gradients: $y(M)$ and $\nabla_M y(M)$.

Therefore, the error of attribute loss gradient is:

$$\begin{aligned} \epsilon_{\text{grad, property}} &= \nabla_M L_{\text{property}} - \nabla_M L_{\text{property}}^{\text{true}} \\ &= 2[(\epsilon_{\text{ext}})\nabla_M y(M) + (y(M) - y_{\text{target}})\epsilon_{\text{grad}} + \epsilon_{\text{ext}}\epsilon_{\text{grad}}], \end{aligned} \quad (9)$$

The gradient error of our model mainly arises from the approximation error. Due to the direct fitting of x_0 and the use of text

prompts C containing attribute information, our model's gradient error is relatively small, which is defined as:

$$\epsilon_{\text{grad, our}} = 2(f_\theta(x_t, t, C) - x_0)\nabla_\theta f_\theta(x_t, t, C), \quad (10)$$

Finally, we compare our method's gradient error variance with traditional approaches.

4.2 Comparison of Gradient Error Variance

For traditional methods, the attribute loss gradient error is:

$$\begin{aligned} \sigma_{\text{grad, trad}}^2 &= 4\alpha^2 \left[\text{Var}(\epsilon_{\text{ext}} \nabla_M y(M)) \right. \\ &\quad \left. + \text{Var}\left((y(M) - y_{\text{target}})\epsilon_{\text{grad}}\right) + \text{Var}\left(\epsilon_{\text{ext}}\epsilon_{\text{grad}}\right) \right] \\ &= 4\alpha^2 \left[(\nabla_M y(M))^2 \sigma_{\text{ext}}^2 + (y(M) - y_{\text{target}})^2 \sigma_{\text{grad}}^2 \right. \\ &\quad \left. + \sigma_{\text{ext}}^2 \sigma_{\text{grad}}^2 \right], \end{aligned} \quad (11)$$

where we assume ϵ_{ext} and ϵ_{grad} are independent and have an expected value of zero and $y(M) - y_{\text{target}}$ and $\nabla_M y(M)$ are deterministic or their variances can be ignored.

Similarly, our TransDLM's gradient error variance is:

$$\begin{aligned} \sigma_{\text{grad, our}}^2 &= 4 \text{Var}((f_\theta(x_t, t, C) - x_0)\nabla_\theta f_\theta(x_t, t, C)) \\ &= 4 \left[(\mathbb{E}[\nabla_\theta f_\theta(x_t, t, C)])^2 \sigma_{\text{model}}^2 \right. \\ &\quad \left. + \sigma_{\text{model}}^2 \sigma_{\text{grad, model}}^2 \right], \end{aligned} \quad (12)$$

For traditional methods, the gradient error variance depends on the model's gradient calculation error σ_{grad}^2 and the error σ_{ext}^2 of the external property predictors. Due to the potential for significant errors in external predictors, this can significantly increase the overall gradient error variance. On the contrary, the endogenous errors in TransDLM are mainly controlled by σ_{model}^2 and $\sigma_{\text{grad, model}}^2$ and do not rely on external property predictors. As a consequence, the variance term caused by external errors is reduced.

Assuming that the fitting ability of traditional models and TransDLM is the same, that is, $(y(M) - y_{\text{target}})^2$ and $\mathbb{E}[\nabla_\theta f_\theta(x_t, t, C)]$ are similar, conventional methods have additional error terms related to external property predictors. We can infer that $(\nabla_M y(M))^2 \sigma_{\text{ext}}^2$ and $\sigma_{\text{ext}}^2 \sigma_{\text{grad}}^2$ in $\sigma_{\text{grad, trad}}^2$ are additional error terms excluded from diffusion models, as long as σ_{ext}^2 is not a very small value, $\sigma_{\text{grad, trad}}^2$ will be larger than $\sigma_{\text{grad, our}}^2$. All reasonings above taken into account, our text-guided MO model with the diffusion language model outperforms traditional methods in terms of controlling error propagation, that is $\sigma_{\text{grad, our}}^2 < \sigma_{\text{grad, trad}}^2$.

5 EXPERIMENTS

5.1 Dataset

Based on our research purpose, our evaluation centers on an MMP dataset [17], which is currently the sole publicly available dataset. This dataset includes 198,558 source-target molecule pairs with their ADMET properties, and we ensured consistent dataset partitioning for all the experiments.

Table 1: Optimization results for structural similarity compared with baseline models and ablation studies on the test split of MMP dataset. Bold indicates the best scores and underlined signifies the second best scores. Additionally, TransDLM_{noise} and TransDLM_{SMILES} respectively denote sampling from pure noise and optimizing guided by SMILES string-based descriptions.

Model	BLEU \uparrow	Exact \uparrow	Levenshtein \downarrow	MACCS FTS \uparrow	RDK FTS \uparrow	Morgan FTS \uparrow	FCD Metric \downarrow	Validity \uparrow
MIMOSA	<u>0.717</u>	0	<u>16.24</u>	0.806	0.788	0.637	<u>0.194</u>	1
Modof	0.25	0.001	38.316	0.752	0.786	0.553	6.615	1
MolSearch	0.522	0.001	27.683	0.678	0.646	0.468	1.355	1
Chemformer	0.714	0.016	16.481	<u>0.812</u>	0.793	<u>0.647</u>	0.526	0.998
FRATTVAE	0.263	0	36.7	0.459	0.351	0.155	17.972	0.859
TransDLM	0.74	0.009	14.838	0.818	<u>0.792</u>	0.665	0.109	0.993
TransDLM _{noise}	0.694	<u>0.011</u>	16.868	0.779	0.707	0.587	0.211	0.895
TransDLM _{SMILES}	0.537	0.001	21.919	0.628	0.486	0.404	2.353	0.427

Table 2: Optimization results for ADMET properties compared with baseline models and ablation studies on the test split of MMP dataset. The criterion 'All' indicates the ratio of optimized molecules satisfying all property requirements.

Model	LogD \uparrow	Solubility \uparrow	Clint \uparrow	All \uparrow
MIMOSA	0.1	0.765	0.755	0.075
Modof	0.08	0.615	0.733	0.044
MolSearch	0.06	0.706	0.746	0.039
Chemformer	0.12	0.769	0.755	0.086
FRATTVAE	0.044	0.663	0.745	0.026
TransDLM	<u>0.157</u>	<u>0.783</u>	0.757	0.11
TransDLM _{noise}	0.16	0.789	0.757	<u>0.108</u>
TransDLM _{SMILES}	0.038	0.756	0.753	0.025

5.2 Metrics

Following the previous work outlined by Edwards et al. [6], we employed eight metrics to assess the structural construction abilities and four criteria to evaluate property optimization capabilities.

- **SMILES BLEU** [41] score and **Levenshtein** [39] distance. These metrics evaluate the syntactic similarity and the distance between the optimized and target SMILES strings.
- **MACCS FTS** [5], **RDK FTS** [47], and **Morgan FTS** [44]. These metrics calculate the average Tanimoto similarity between the fingerprints of the optimized and target molecules.
- **Exact match** and **Validity**. We measure the proportions of optimized molecules identical to the target molecules and syntactically valid molecules that can be processed by the RDKit [32].
- **FCD** [42]. Fréchet ChemNet Distance (FCD) evaluates the latent information agreement.
- **ADMET properties accuracy**. According to the dataset, the property changes are categorized into *high->low*, *low->high*, and *no change*. A property prediction model [27] trained on ADMET properties in the MMP dataset is utilized to predict the optimized molecules' corresponding attributes. Then, the accuracy of property change type between the optimized and source molecules is calculated to convey the model's optimization ability toward the desired orientation.

5.3 Baselines

Five baselines were selected, encompassing autoregressive models, deep generative models and variational auto encoder (VAE) models.

1. **MIMOSA** [9]. This model uses their prediction tools and employs sub-structure operations to generate new molecules.
2. **Modof** [3]. A pipeline of multiple and identical Modof models modify an input molecule at predicted disconnection sites.
3. **MolSearch** [49]. This framework uses a two-stage search strategy to modify molecules based on transformation rules derived from compound libraries.
4. **Chemformer** [25]. This is a transformer-based model pre-trained on unlabeled SMILES and finetuned for MO task.
5. **FRATTVAE** [24]. A fragment tree-transformer based VAE model is trained for the MO task.

It is worth noting that MIMOSA, Modof, MolSearch, and FRATTVAE optimize molecules guided by the external property predictors.

5.4 Experiment Settings

The SMILES vocabulary included 265 tokens, with token embeddings being trainable at $d = 32$. We used a pre-trained SciBERT model [2] with an embedding dimension of $d_1 = 768$ to encode the textual descriptions. Moreover, the core transformer architecture, f_{θ} , consists of $L = 12$ layers with a hidden dimension of $d_2 = 1024$. Our TransDLM has around 181 million trainable parameters.

For the MO task, we used a uniform step-skipping strategy during the denoising process, which reduced the sampling steps from 1,000 to 200. As a result, optimizing a molecule takes approximately 1.02 seconds on an AMD EPYC 7763 (64 cores) @ 2.450GHz CPU and a single NVIDIA A6000 GPU. During training, we set the total diffusion steps to $T = 2000$. The Adam optimizer's [29] learning rate was $5e^{-5}$, and we included a linear warm-up.

5.5 Overall Performance

As shown in Tables 1 and 2, TransDLM generally outperformed all baseline models. Although some baselines excelled in validity, they performed poorly in other metrics, which demonstrates limitations. Specifically, TransDLM achieved the best BLEU score and an 8.6% improvement in Levenshtein distance, indicating better alignment with the target molecules' structures and higher sequence accuracy. Most advantages on FTS criteria further highlighted its ability to

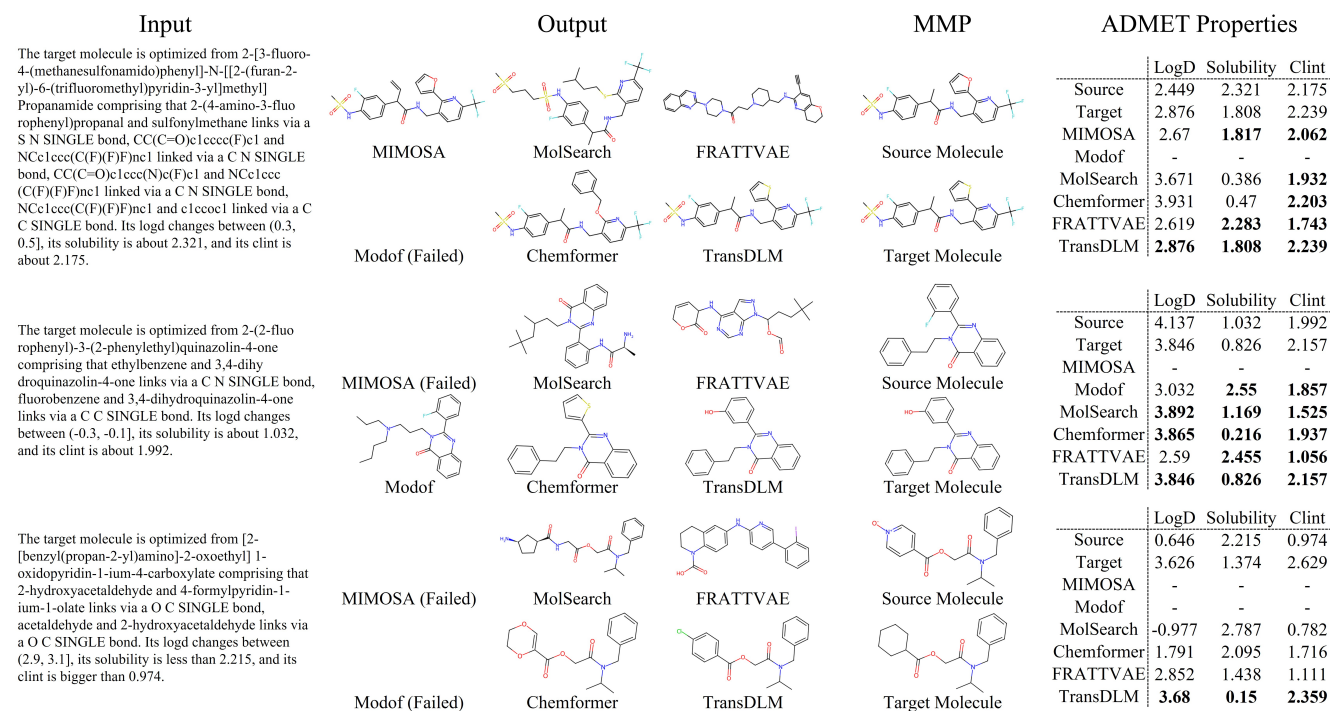


Figure 4: Examples of molecules optimized by different models with the same input textual descriptions. For clearer visualization, the generated SMILES strings are transformed into molecular graphs. Bold indicates that the optimized molecule satisfies the corresponding property requirement.

capture molecular fingerprints, providing deeper insights into the molecule’s structural information. Notably, we observed a 43.8% improvement in FCD, which indicates that TransDLM generated molecules with closer distributions to the training data, thereby outperforming other methods. Though Chemformer matched more targets in Exact score, it failed to perform well in property requirements. Regarding ADMET properties, drastic *LogD*, *Solubility*, and *Clint* improvements by 30.8%, 1.8% and 0.3%, resulted in a remarkable 27.9% increase in the ratio of optimized molecules that met all ADMET property criteria.

5.6 Ablation Study

We performed two ablation studies to validate the effectiveness of the TransDLM strategies, as outlined below:

- During description generation, we substituted IUPAC names with original SMILES strings to demonstrate that the former carry more semantic information.
- During the denoising process, we directly sampled from pure noise instead of the encoded source molecules to validate the latter is efficacious for retaining the scaffolds of source molecules.

As shown in Tables 1 and 2, optimization guided by descriptions made of IUPAC names displayed a better performance than of original SMILES strings. This implies that IUPAC nomenclature conveys more physical and chemical semantics information which benefits text-guided MO. Similarly, though sampling from the encoded source molecules sacrificed few advantages on property criteria,

it generated superior outcomes for most structural metrics than from pure noise, indicating that our sampling strategy optimizes molecules without destroying the original scaffolds.

5.7 Case Study Analysis

In the overall performance, the TransDLM model demonstrated robust physical construction and chemical optimization capabilities. To validate that our approach not only exhibited improvements in numerical performance but also genuinely satisfies the MO goal of moderate structural disparities and substantial chemical dissimilarities, we conducted a case study analysis as illustrated in Fig. 4.

In the first two cases, the two MMPs underwent one atom and one functional group substitution. TransDLM precisely identified the site that needed replacement and carried out structural modifications, fulfilling all ADMET property requirements under the guidance of the textual descriptions. In cases where TransDLM did not fully recognize all modification sites, such as the third case, TransDLM also maintained the core scaffold of the source molecule effectively, fulfilling the requirements of chemical properties without overly modifying the physical structure. In contrast, other methods either significantly disrupted the original molecule’s structure or failed to meet the chemical properties required by MMPs, underscoring their limitations.

6 CONCLUSION

In this paper, we proposed TransDLM, a novel language diffusion model for text-guided SMILES-based MO, which utilizes IUPAC nomenclature for molecular semantic representation and optimizes molecules guided by physically and chemically detailed textual descriptions. Instead of relying on an external property predictor, error propagation caused by the predictor was prevented. Additionally, we theoretically demonstrated TransDLM's effectiveness and performed validation experiments using the MMP dataset. Notably, TransDLM outperformed other state-of-the-art methods on most structural metrics and all ADMET property criteria. Furthermore, TransDLM enables simultaneous sampling of multiple molecules, making it highly suitable for scalable web-based applications and allows for efficient large-scale optimization, leveraging the web's capacity for distributed computation. Furthermore, these achievements occurred without relying on additional data sources or pre-training, underscoring the effectiveness of TransDLM in text-guided multi-property MO.

References

- [1] Guy Barshatski and Kira Radinsky. 2021. Unpaired generative molecule-to-molecule translation for lead optimization. In *Proceedings of the 27th ACM SIGKDD Conference on knowledge discovery & data mining*. 2554–2564.
- [2] Iz Beltagy, Kyle Lo, and Arman Cohan. 2019. SciBERT: A pretrained language model for scientific text. *arXiv preprint arXiv:1903.10676* (2019).
- [3] Ziqi Chen, Martin Renqiang Min, Srinivasan Parthasarathy, and Xia Ning. 2021. A deep generative model for molecule optimization via one fragment modification. *Nature machine intelligence* 3, 12 (2021), 1040–1049.
- [4] Warith Eddine Djeddi, Khalil Hermi, Sadok Ben Yahia, and Gayo Diallo. 2023. Advancing drug–target interaction prediction: a comprehensive graph-based approach integrating knowledge graph embedding and ProtBert pretraining. *BMC bioinformatics* 24, 1 (2023), 488.
- [5] Joseph L Durant, Burton A Leland, Douglas R Henry, and James G Nourse. 2002. Reoptimization of MDL keys for use in drug discovery. *Journal of chemical information and computer sciences* 42, 6 (2002), 1273–1280.
- [6] Carl Edwards, Tuan Lai, Kevin Ros, Garrett Honke, Kyunghyun Cho, and Heng Ji. 2022. Translation between molecules and natural language. *arXiv preprint arXiv:2204.11817* (2022).
- [7] Yang Fan, Yingce Xia, Jinhua Zhu, Lijun Wu, Shufang Xie, and Tao Qin. 2022. Back translation for molecule generation. *Bioinformatics* 38, 5 (2022), 1244–1251.
- [8] Leonardo G Ferreira, Ricardo N Dos Santos, Glaucius Oliva, and Adriano D Andricopulo. 2015. Molecular docking and structure-based drug design strategies. *Molecules* 20, 7 (2015), 13384–13421.
- [9] Tianfan Fu, Cao Xiao, Xinhao Li, Lucas M Glass, and Jimeng Sun. 2021. Mimoso: Multi-constraint molecule sampling for molecule optimization. In *Proceedings of the AAAI Conference on Artificial Intelligence*, Vol. 35. 125–133.
- [10] Haisong Gong, Qiang Liu, Shu Wu, and Liang Wang. 2024. Text-guided molecule generation with diffusion language model. In *Proceedings of the AAAI Conference on Artificial Intelligence*, Vol. 38. 109–117.
- [11] Shansan Gong, Mukai Li, Jiangtao Feng, Zhiyong Wu, and LingPeng Kong. 2022. Diffuseq: Sequence to sequence text generation with diffusion models. *arXiv preprint arXiv:2210.08933* (2022).
- [12] Harrison Green, David R Koes, and Jacob D Durrant. 2021. DeepFrag: a deep convolutional neural network for fragment-based lead optimization. *Chemical Science* 12, 23 (2021), 8036–8047.
- [13] Francesca Grisoni, Michael Moret, Robin Lingwood, and Gisbert Schneider. 2020. Bidirectional molecule generation with recurrent neural networks. *Journal of chemical information and modeling* 60, 3 (2020), 1175–1183.
- [14] Jiaqi Guan, Wesley Wei Qian, Xingang Peng, Yufeng Su, Jian Peng, and Jianzhu Ma. 2023. 3d equivariant diffusion for target-aware molecule generation and affinity prediction. *arXiv preprint arXiv:2303.03543* (2023).
- [15] Zhichun Guo, Chuxu Zhang, Wenhao Yu, John Herr, Olaf Wiest, Meng Jiang, and Nitesh V Chawla. 2021. Few-shot graph learning for molecular property prediction. In *Proceedings of the web conference 2021*. 2559–2567.
- [16] Anvita Gupta, Alex T Müller, Berend JH Huisman, Jens A Fuchs, Petra Schneider, and Gisbert Schneider. 2018. Generative recurrent networks for de novo drug design. *Molecular informatics* 37, 1-2 (2018), 1700111.
- [17] Jiazhen He, Huifang You, Emil Sandström, Eva Nittinger, Esben Jannik Bjerrum, Christian Tyrchan, Werngard Czechitzky, and Ola Engkvist. 2021. Molecular optimization by capturing chemist's intuition using deep neural networks. *Journal of cheminformatics* 13 (2021), 1–17.
- [18] Zhengfu He, Tianxiang Sun, Kuanning Wang, Xuanjing Huang, and Xipeng Qiu. 2022. Diffusionbert: Improving generative masked language models with diffusion models. *arXiv preprint arXiv:2211.15029* (2022).
- [19] Todd Hester, Matej Vecerik, Olivier Pietquin, Marc Lanctot, Tom Schaul, Bilal Piot, Dan Horgan, John Quan, Andrew Sendonaris, Ian Osband, et al. 2018. Deep q-learning from demonstrations. In *Proceedings of the AAAI conference on artificial intelligence*, Vol. 32.
- [20] Jonathan Ho, Ajay Jain, and Pieter Abbeel. 2020. Denoising diffusion probabilistic models. *Advances in neural information processing systems* 33 (2020), 6840–6851.
- [21] Samuel C Hoffman, Vijil Chenthamarakshan, Kahini Wadhawan, Pin-Yu Chen, and Payel Das. 2022. Optimizing molecules using efficient queries from property evaluations. *Nature Machine Intelligence* 4, 1 (2022), 21–31.
- [22] Emiel Hoogeboom, Victor Garcia Satorras, Clément Vignac, and Max Welling. 2022. Equivariant diffusion for molecule generation in 3d. In *International conference on machine learning*. PMLR, 8867–8887.
- [23] Lei Huang, Tingyang Xu, Yang Yu, Peilin Zhao, Xingjian Chen, Jing Han, Zhi Xie, Hailong Li, Wenge Zhong, Ka-Chun Wong, et al. 2024. A dual diffusion model enables 3D molecule generation and lead optimization based on target pockets. *Nature Communications* 15, 1 (2024), 2657.
- [24] Tensei Inukai, Aoi Yamato, Manato Akiyama, and Yasubumi Sakakibara. 2024. A Tree-Transformer based VAE with fragment tokenization for large chemical models. (2024).
- [25] Ross Irwin, Spyridon Dimitriadis, Jiazhen He, and Esben Jannik Bjerrum. 2022. Chemformer: a pre-trained transformer for computational chemistry. *Machine Learning: Science and Technology* 3, 1 (2022), 015022.
- [26] OF IUPAC. 1992. International union of pure and applied chemistry. *Standard Methods for the Analysis of Oils, Fats and Derivates* (1992).
- [27] Yinghui Jiang, Shuting Jin, Xurui Jin, Xianglu Xiao, Wenfan Wu, Xiangrong Liu, Qiang Zhang, Xiangxiang Zeng, Guang Yang, and Zhangming Niu. 2023. Pharmacophoric-constrained heterogeneous graph transformer model for molecular property prediction. *Communications Chemistry* 6, 1 (2023), 60.
- [28] Wengong Jin, Regina Barzilay, and Tommi Jaakkola. 2018. Junction tree variational autoencoder for molecular graph generation. In *International conference on machine learning*. PMLR, 2323–2332.
- [29] Diederik P Kingma. 2014. Adam: A method for stochastic optimization. *arXiv preprint arXiv:1412.6980* (2014).
- [30] Xiangzhe Kong, Wenbing Huang, Zhixing Tan, and Yang Liu. 2022. Molecule generation by principal subgraph mining and assembling. *Advances in Neural Information Processing Systems* 35 (2022), 2550–2563.
- [31] Panagiotis-Christos Kotsias, Josep Arús-Pous, Hongming Chen, Ola Engkvist, Christian Tyrchan, and Esben Jannik Bjerrum. 2020. Direct steering of de novo molecular generation with descriptor conditional recurrent neural networks. *Nature Machine Intelligence* 2, 5 (2020), 254–265.
- [32] Greg Landrum et al. 2021. RDKit: Open-source cheminformatics and machine learning.
- [33] Xiao Qing Lewell, Duncan B Judd, Stephen P Watson, and Michael M Hann. 1998. Recap retrosynthetic combinatorial analysis procedure: a powerful new technique for identifying privileged molecular fragments with useful applications in combinatorial chemistry. *Journal of chemical information and computer sciences* 38, 3 (1998), 511–522.
- [34] Xiang Li, John Thickstun, Ishaan Gulrajani, Percy S Liang, and Tatsunori B Hashimoto. 2022. Diffusion-lm improves controllable text generation. *Advances in Neural Information Processing Systems* 35 (2022), 4328–4343.
- [35] Jaechang Lim, Seongok Ryu, Jin Woo Kim, and Woo Youn Kim. 2018. Molecular generative model based on conditional variational autoencoder for de novo molecular design. *Journal of cheminformatics* 10 (2018), 1–9.
- [36] Haohe Liu, Zehua Chen, Yi Yuan, Xinhao Mei, Xubo Liu, Danilo Mandic, Wenwu Wang, and Mark D Plumbley. 2023. Audioldm: Text-to-audio generation with latent diffusion models. *arXiv preprint arXiv:2301.12503* (2023).
- [37] Paul Maragakis, Hunter Nisonoff, Brian Cole, and David E Shaw. 2020. A deep-learning view of chemical space designed to facilitate drug discovery. *Journal of Chemical Information and Modeling* 60, 10 (2020), 4487–4496.
- [38] Łukasz Maziarka, Agnieszka Pocha, Jan Kaczmarczyk, Krzysztof Rataj, Tomasz Danel, and Michał Warchoń. 2020. Mol-CycleGAN: a generative model for molecular optimization. *Journal of Cheminformatics* 12, 1 (2020), 2.
- [39] Frederic P Miller, Agnes F Vandome, and John McBrewhster. 2009. Levenshtein distance: Information theory, computer science, string (computer science), string metric, damerau? Levenshtein distance, spell checker, hamming distance.
- [40] Gianluca Mittone, Filip Svoboda, Marco Aldinucci, Nicholas Lane, and Pietro Lió. 2023. A Federated Learning Benchmark for Drug-Target Interaction. In *Companion Proceedings of the ACM Web Conference 2023*. 1177–1181.
- [41] Kishore Papineni, Salim Roukos, Todd Ward, and Wei-Jing Zhu. 2002. Bleu: a method for automatic evaluation of machine translation. In *Proceedings of the 40th annual meeting of the Association for Computational Linguistics*. 311–318.
- [42] Kristina Preuer, Philipp Renz, Thomas Unterthiner, Sepp Hochreiter, and Gunter Klambauer. 2018. Fréchet ChemNet distance: a metric for generative models for molecules in drug discovery. *Journal of chemical information and modeling* 58, 9

- (2018), 1736–1741.
- [43] Machel Reid, Vincent J Hellendoorn, and Graham Neubig. 2022. Diffuser: Discrete diffusion via edit-based reconstruction. *arXiv preprint arXiv:2210.16886* (2022).
- [44] David Rogers and Mathew Hahn. 2010. Extended-connectivity fingerprints. *Journal of chemical information and modeling* 50, 5 (2010), 742–754.
- [45] Robin Rombach, Andreas Blattmann, Dominik Lorenz, Patrick Esser, and Björn Ommer. 2022. High-resolution image synthesis with latent diffusion models. In *Proceedings of the IEEE/CVF conference on computer vision and pattern recognition*. 10684–10695.
- [46] Boris Sattarov, Igor I Baskin, Dragos Horvath, Gilles Marcou, Esben Jannik Bjerum, and Alexandre Varnek. 2019. De novo molecular design by combining deep autoencoder recurrent neural networks with generative topographic mapping. *Journal of chemical information and modeling* 59, 3 (2019), 1182–1196.
- [47] Nadine Schneider, Roger A Sayle, and Gregory A Landrum. 2015. Get Your Atoms in Order: An Open-Source Implementation of a Novel and Robust Molecular Canonicalization Algorithm. *Journal of chemical information and modeling* 55, 10 (2015), 2111–2120.
- [48] Robin Strudel, Corentin Tallec, Florent Alché, Yilun Du, Yaroslav Ganin, Arthur Mensch, Will Grathwohl, Nikolay Savinov, Sander Dieleman, Laurent Sifre, et al. 2022. Self-conditioned embedding diffusion for text generation. *arXiv preprint arXiv:2211.04236* (2022).
- [49] Mengying Sun, Jing Xing, Han Meng, Huijun Wang, Bin Chen, and Jiayu Zhou. 2022. Molsearch: search-based multi-objective molecular generation and property optimization. In *Proceedings of the 28th ACM SIGKDD conference on knowledge discovery and data mining*. 4724–4732.
- [50] A Vaswani. 2017. Attention is all you need. *Advances in Neural Information Processing Systems* (2017).
- [51] Debby D Wang, Wenhui Wu, and Ran Wang. 2024. Structure-based, deep-learning models for protein-ligand binding affinity prediction. *Journal of Cheminformatics* 16, 1 (2024), 2.
- [52] David Weininger. 1988. SMILES, a chemical language and information system. 1. Introduction to methodology and encoding rules. *Journal of chemical information and computer sciences* 28, 1 (1988), 31–36.
- [53] Yuhang Xia, Yongkang Wang, Zhiwei Wang, and Wen Zhang. 2024. A comprehensive review of molecular optimization in artificial intelligence-based drug discovery. *Quantitative Biology* 12, 1 (2024), 15–29.
- [54] Ling Yang, Zhilong Zhang, Yang Song, Shenda Hong, Runsheng Xu, Yue Zhao, Wentao Zhang, Bin Cui, and Ming-Hsuan Yang. 2023. Diffusion models: A comprehensive survey of methods and applications. *Comput. Surveys* 56, 4 (2023), 1–39.
- [55] Nianzu Yang, Kaipeng Zeng, Qitian Wu, and Junchi Yan. 2023. Molerec: Combinatorial drug recommendation with substructure-aware molecular representation learning. In *Proceedings of the ACM Web Conference 2023*. 4075–4085.
- [56] Soojung Yang, Doyeong Hwang, Seul Lee, Seongok Ryu, and Sung Ju Hwang. 2021. Hit and lead discovery with explorative rl and fragment-based molecule generation. *Advances in Neural Information Processing Systems* 34 (2021), 7924–7936.
- [57] Hongyi Yuan, Zheng Yuan, Chuanqi Tan, Fei Huang, and Songfang Huang. 2022. Seqdiffuseq: Text diffusion with encoder-decoder transformers. *arXiv preprint arXiv:2212.10325* (2022).
- [58] Chengxi Zang and Fei Wang. 2020. Moflow: an invertible flow model for generating molecular graphs. In *Proceedings of the 26th ACM SIGKDD international conference on knowledge discovery & data mining*. 617–626.
- [59] Zhenpeng Zhou, Steven Kearnes, Li Li, Richard N Zare, and Patrick Riley. 2019. Optimization of molecules via deep reinforcement learning. *Scientific reports* 9, 1 (2019), 10752.