

CERES: Critical-Event Reconstruction via Temporal Scene Graph Completion

Efimia Panagiotaki^{1,2}, Georgi Pramatarov¹, Lars Kunze^{2,3}, Daniele De Martini¹

¹Mobile Robotics Group (MRG) and ²Cognitive Robotics Group (CRG), University of Oxford, UK

³Bristol Robotics Laboratory (BRL), University of the West of England, UK

{efimia, georgi, danielle, lars}@robots.ox.ac.uk

Abstract—This paper proposes a method for *on-demand* scenario generation in simulation, grounded on real-world data. Evaluating the behaviour of Autonomous Vehicles (AVs) in both safety-critical and regular scenarios is essential for assessing their robustness before real-world deployment. By integrating scenarios derived from real-world datasets into the simulation, we enhance the plausibility and validity of testing sets. This work introduces a novel approach that employs temporal scene graphs to capture evolving spatiotemporal relationships among scene entities from a real-world dataset, enabling the generation of dynamic scenarios in simulation through Graph Neural Networks (GNNs). User-defined action and criticality conditioning are used to ensure flexible, tailored scenario creation. Our model significantly outperforms the benchmarks in accurately predicting links corresponding to the requested scenarios. We further evaluate the validity and compatibility of our generated scenarios in an off-the-shelf simulator.

Index Terms—Dynamic scenarios generation, real-to-sim, temporal scene graphs, heterogeneous graph learning

I. INTRODUCTION

Ensuring the safety of passengers and road users through extensive testing and validation of Autonomous Driving (AD) systems is crucial. To identify potential failure points before deployment, it is essential to generate controllable, complex, variable, and realistic traffic scenarios as, despite the availability of diverse datasets [1], corner-case scenarios – i.e. rare or unique situations [2] – continue to challenge deep learning models [3], [4].

Synthetic environments have been developed using data-based approaches, which offer realism but lack scalability [5], as well as model-based approaches, which provide complexity but are computationally intensive [6]. Hybrid methods [7], [8] aim to combine these strengths, achieving high fidelity while maintaining scalability. Our approach falls within this category, proposing a generative network that creates diverse scenarios by integrating single-agent behaviours into cohesive scenes, guided by a driving ontology.

We address the synthesis of novel driving scenarios by completing fragmented scenes with defined single-agent sub-scenes. Our method generates cohesive, dynamic scenarios by filling in missing interactions and topological information, ensuring realism through a temporal graph representation

Efimia Panagiotaki was supported by a DeepMind Engineering Science Scholarship. The project was further supported by the EPSRC project RAILS (grant reference: EP/W011344/1) and the Oxford Robotics Institute research project RobotCycle.

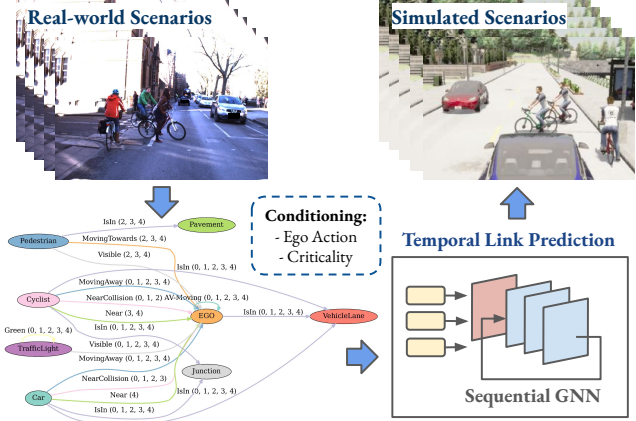


Fig. 1: CERES generates driving scenarios based on desired ego-vehicle actions and criticality, utilising single-agent sub-scenes from real-world datasets. This process employs a graph representation guided by an ontology to reconstruct complete scenes. The example shown starts from a real scenario and is then transformed into a similar scenario for testing navigation algorithms in CARLA [6].

derived from an *ontology* that ensures their validity. User-defined *conditioning* allows for selecting specific actions and criticality levels, providing flexibility and control over the generated scenarios. The resulting temporal graphs can then be used to test and validate navigation algorithms on AD simulators, such as CARLA [6], as shown in fig. 1.

We train our model, CERES, on temporal graphs derived from the ROad event Awareness Dataset (ROAD) [9]. This allows the temporal Graph Neural Network (GNN) to learn and predict realistic scene progressions from incomplete or fragmented sequences.

Our key contributions are summarised as follows:

- A novel end-to-end scene graph-based methodology for on-demand generation of dynamic testing scenarios by learning to reconstruct real-world scenarios;
- A comprehensive performance assessment and context evaluation demonstrating superior model predictions compared to the baselines;
- A seamless approach for translating predicted scenarios into simulations, creating robust testing environments for ADs.

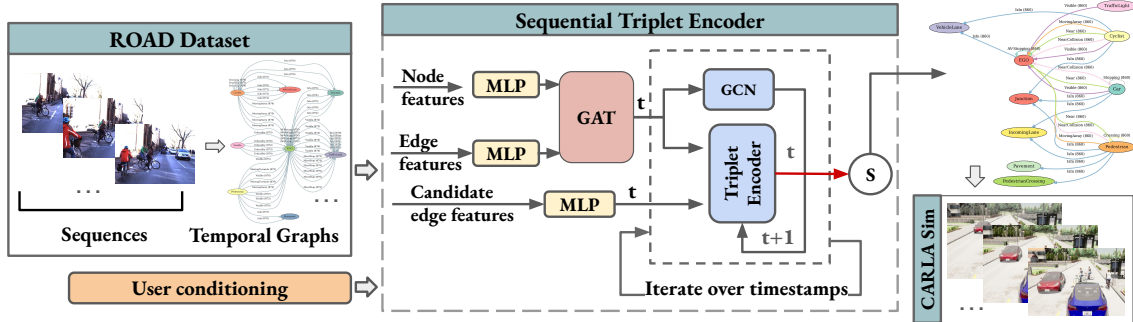


Fig. 2: Overview of our proposed methodology. Using the ROAD dataset and an ontology, we extract temporal scene graphs from action-guided sequences. Our sequential GNN model processes those graphs, and learns to predict links corresponding to specific actions and criticality levels. Node and edge features are first encoded through MLPs and passed to a GAT for node feature aggregation using edge attributes. Candidate edge features, corresponding to possible links between the ego-vehicle and other actors, are passed to our sequential model consisting of an MLP-based Triplet Encoder and a GCN. The Sequential Triplet Encoder further refines the predictions for each timestamp, modelling temporal interactions using a Sigmoid function on the edge encodings. The final graphs are then passed to CARLA for scenario generation in simulation.

II. RELATED WORK

Real-to-Sim Synthetic Data Generation. Several methods have been developed to create realistic synthetic datasets. Meta-Sim [10] and Meta-Sim2 [11] perturb scene graphs to generate simulated driving scenarios based on real-world data, but they overlook agents’ interactions. The real-to-sim generation network in [12] matches feature distributions between domains, facilitating both real-to-sim and sim-to-real transformations. Depth-SIMS [8] and NeuralFloors [7] generate high-fidelity images from real-world data but do not extend to full scenario generation. In contrast, our approach generates dynamic, temporal scenarios in simulation based on real-world datasets.

Traffic scenario generation. Scenario generation is critical in applications like extracting scenarios from naturalistic driving data or adjusting scenario parameters [13]. Chat-Scene [14] uses a Large Language Model (LLM) to generate safety-critical scenarios in simulation but is restricted by user prompts and lacks real-world grounding. CC-SGG [15] generates corner cases by perturbing scene graphs, but relies on a small simulation-based dataset and lacks temporal information. Other methods, such as [16], utilise imitation learning to model time-sequential interactions. TrafficGen [17] learns to augment scenarios on HD maps using an encoder-decoder architecture, later transferred into simulation. As these approaches often rely on artificially generated agents, they potentially compromise scenario plausibility. Real-to-synthetic methods [18] represent scenes as graphs and generate actors’ positions on HD maps to construct traffic scenarios. Rule-based methods [19], [20] use ontologies to generate traffic scenarios directly, often resulting in scenarios that lack relevance to actual traffic events.

Temporal Graph Learning. Temporal graph learning has been applied to model agent interactions in traffic prediction. STGCN [21] and ST-LGSL [22] combine temporal and spatial aggregations for time-series prediction, while ST-GAT [23] captures spatial dependencies using graph attention

mechanisms and an LSTM to model temporal features. Although effective for specific time-series prediction tasks, these methods are limited in scope. Additionally, spatio-temporal scene graphs with LSTMs have been employed for explainable action prediction [24], but they primarily capture temporal information per node rather than the sequential progression of events.

Our approach builds on these foundations by focusing on scenario generation using dynamic temporal data from real-world datasets. We leverage the flexible structure of scene graphs to encode traffic agents and predict interactions within traffic sequences. Using these predicted graphs, along with desired actions and criticalities as *conditioning* selected by the user, we generate realistic traffic scenarios in simulation, fully grounded on real-world data.

III. METHODOLOGY

Our approach, illustrated in fig. 2, employs temporal scene graph completion through weak supervision from a real dataset and a predefined *ontology*. We train a GNN to reconstruct masked temporal graphs by connecting various graph entities to the ego-vehicle. The model learns to merge single-agent subgraphs into cohesive scenes, which are then used to generate testing scenarios for navigation algorithms in existing simulators, such as CARLA [6]. The following subsections detail the components of our system.

A. Notation

We define a traffic scenario $\mathbb{F} : \{F_t \mid t \in [1, N]\}$ consisting of N sequential scenes F_t . Each F_t is represented as a scene graph $G_t = \langle V_t, E_t \rangle$, where nodes V_t represent key dynamic and static entities – e.g. cars, pedestrians or lanes – and the edges E_t denote their relationships – e.g. distance or topology. Each node $n_t^i \in V_t$ corresponds to a semantic category (e.g., ego-vehicle, road, pedestrian, cyclist) with a feature representation h_t^i . Similarly, each edge $e_t^{ij} \in E_t$ represents a semantic relationship (e.g., distance, topology) between two nodes $n_t^i, n_t^j \in V_t$ with an associate

	Type
(1) Agents	EGO, Pedestrian, Car, Cyclist, Motorbike, Bus, TrafficLight
(2) Locations	VehicleLane, OutgoingLane, OutgoingCycleLane, IncomingLane, IncomingCycleLane, Pavement, Junction, PedestrianCrossing, BusStop, Parking
(3) Actions	Move, Brake, Stop, IndicateLeft, IndicateRight, TurnLeft, TurnRight, Cross
(4) AV Actions	AV-Move, AV-MoveLeft, AV-MoveRight, AV-Overtake, AV-Stop, AV-TurnLeft, AV-TurnRight
(5) Criticality	NearCollision, Near, Visible

TABLE I: Actors (1)-(2) and the conditioning relations (3)-(5) in our ontology forming *node-edge-node* triplets.

feature representation p_t^{ij} . Edges can connect two entities or link an entity to itself, forming self-edges. A special node in each graph G_t is the ego-vehicle, representing the controlled Autonomous Vehicle (AV). Such graphs are depicted in fig. 3. This creates a collection of N graphs, $\mathbb{G} : \{G_t \mid t \in [1, N]\}$.

B. Ontology Definition

We establish a traffic domain *ontology* and *grammar* that allow us to produce expressive and consistent graph representations of real traffic scenarios, as seen in table I. We take inspiration from the Automotive Urban Traffic Ontology¹ and define a grammar that can be applied to the ROAD dataset [9]. For each graph G_t , its node and edge labels are retrieved from the ontology, embedding concepts such as object types, traffic rules, relative positions, actions, and behaviours in the graph.

The node labels used are derived directly from the ROAD dataset [9], similarly to [24], and consist of agents and locations – (1) and (2) in table I. Agent locations are represented by an `IsIn` relation. Agent state is represented by self-relations – for dynamic agents the state is in (3), for traffic lights the state is its colour, and for the AV the state is in (4). Relative motion is captured by a relation in $\{\text{MovingAway}, \text{MovingTowards}\}$ to the ego node. We also include a `MustStop` traffic rule for agents in the ego-vehicle’s lane if there is a red traffic light. Finally, we model the distance between agents and the ego-vehicle as a discrete proximity relation shown in (5).

C. Scene Graph Extraction and Training Objective

For each camera frame, we extract a graph G_t where nodes represent actors and edges the relationships from the ontology and grammar. Entity-to-entity edges describe spatial relationships and conditioning, while self-edges describe the agents’ states. These states and relationships are implemented as one-hot-encoded node and edge features.

We define a scenario \mathbb{F} as a sequence of $N = 5$ frames that capture a single ego-vehicle action [24], i.e. one of (4) in table I. For each traffic scenario \mathbb{F} and corresponding scene graphs \mathbb{G} , we construct a temporal graph \mathbb{T} by combining nodes and edges from each $G_t \in \mathbb{G}$. Since one object can appear in multiple frames, we use unique IDs to keep track of them and include in \mathbb{T} all the unique nodes in \mathbb{G} . For this

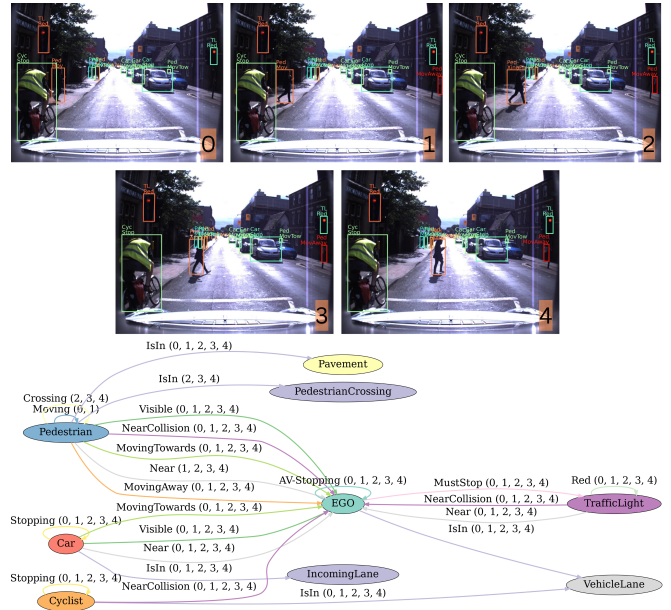


Fig. 3: Example of scene graph extraction. A sequence of frames \mathbb{F} is annotated with entities (top) and a temporal scene graph \mathbb{T} is constructed by linking them with geometric and topological relationships (bottom).

reason, multiple edges can be connected to each single node in \mathbb{T} . As such, we follow TGN [25] and include in \mathbb{T} all edges from \mathbb{G} and assign to each edge a temporal ID, i.e. the frame index.

We label the graph with the ego-vehicle action and use the proximity relations of all agents to extract a *criticality* property for the scenario. In particular, we select the most severe proximity relation label in any graph $G_t \in \mathbb{G}$. The criticality is encoded as a node with label in table I (5) connected to the ego node with a `Criticality` relation at all timestamps in the temporal graph. We denote the nodes and edges of \mathbb{T} as Υ and \mathcal{E} respectively. The edges between the ego-vehicle and other entities are denoted by \mathcal{E}_e , while the edges among other entities with \mathcal{E}_a .

Our main goal is to learn to generate complex, realistic scenarios from small subgraphs. For this reason, we fragment \mathbb{T} by masking nodes between agents and the ego-vehicle, resulting in a masked graph \mathbb{T}' composed of single-agent subgraphs. Essentially, $\Upsilon' = \Upsilon$ and $\mathcal{E}' = \mathcal{E}_a$. We train the model to reconstruct the original, complete \mathbb{T} , conditioned on desired criticality and ego action.

D. Scenario Generation

We designed a sequential GNN model to complete masked temporal scene graphs, predicting edges connecting the ego-vehicle to actors, conditioned on a requested ego action and criticality level.

Temporal Graphs Pre-processing. To ensure that the network processes the data sequentially, we separate and batch \mathbb{T}' according to the frame index embedded in the edges, preserving dependencies between frames.

Taking inspiration from edge-prediction tasks [15], we leverage the ontology and connect, for every timestamp,

¹<https://github.com/lu-w/auto>

the ego-vehicle with valid edges to all nodes. This creates an augmented temporal graph $\bar{\Gamma}$ with nodes $\bar{\Upsilon} = \Upsilon$ and $\bar{\mathcal{E}} = \mathcal{E}_a \cup \mathcal{E}_e$. The latter supersedes the original \mathcal{E}_e as it contains all valid edges.

Conventional link prediction methods typically employ exhaustive or broad search strategies to find individual links between node pairs in graphs [26], [27]. In contrast, our method introduces a more refined prediction of multiple relationships and node attributes, guided by the ontology. We also implement random subsampling during training to optimise the learning process while ensuring that any valid edge type from the ontology is retained for accurate inference. We note that both the *criticality* edge, connected via the criticality node, and the *action* edge, represented by a self-loop, are linked to the ego-vehicle. As special cases within the set of edges in $\bar{\mathcal{E}}_e$, they are both encoded into the ego-vehicle’s feature vector.

We enhance each node’s feature with an ID encoding inspired by the sinusoidal positional encoding used in transformer architecture [28]. Specifically, we encode each entity’s ID as a sinusoidal representation of size two to allow the network to distinguish entities of the same class.

GNN Architecture. Each input graph entity is first encoded to generate compact feature vector representations. We apply a set of Multi-Layer Perceptrons (MLPs) to both the node and edge features of $\bar{\Gamma}$ to learn their corresponding embeddings. We then apply two layers of the Graph Attention Network (GAT) network to aggregate the feature vectors of neighbouring nodes and associated edge features into each query node encoding.

The model then processes the temporal information step-wise, leveraging the temporal index batching to capture the evolution of interactions between the ego-vehicle and surrounding actors. Ultimately, the model employs learned triplet embeddings to estimate the probability of them existing in the given query scenario. For each timestamp, we generate sets of *node-edge-node* triplets guided by $\bar{\mathcal{E}}_e$. The triplet encoder consists of an MLP that encodes the concatenated feature vectors of nodes and edge. In between timestamps, we enable for relational information to be shared through one layer of Graph Convolutional Network (GCN), further encoding the nodes present at each timestamp sequentially and passing their updated encodings to the next timestamp.

Triplet Prediction. After the last iteration of the sequential triplet embedding module, we apply a Sigmoid function to extract the probability that the edge exists. We train the network end-to-end using a Binary Cross-Entropy (BCE) loss averaged over all samples, using \mathcal{E}_e as labels.

Test Scenario Generation and Integration. To generate scenarios, users specify desired actions and criticality levels. Based on the action, we retrieve random temporal relationships between actors from the corresponding testing dataset while the criticality defines the target scenario to be generated. The generated scenarios are grounded on a real-world dataset and ontology. Our sequential model predicts all edges between the ego-vehicle and actors to produce the specified action at the desired criticality level. The predicted

relationships are then extracted at each timestamp to build the requested scenarios in the simulation.

We use relative position and action edges to define the lane and orientation of each agent in the simulation with respect to the ego-vehicle. All nodes from the graphs are included, regardless of whether they appear in all the timestamps. An actor’s action only begins when their relative position with respect to the ego-vehicle crosses a predefined threshold for that relationship. For each actor, the start and goal positions and orientations are determined by the lane position edges in the graphs, ensuring realistic movement and positioning throughout the scenario.

IV. EXPERIMENTAL SETUP

This section outlines the experimental setup used to evaluate our model – the dataset, training regime, and baselines.

A. Dataset

We utilised the ROAD dataset [9], an extension of the Oxford RobotCar Dataset [29] to train and evaluate our approach. This dataset is designed to test an AV’s ability to detect various road events. Video sequences were down-sampled 5-fold from 12 frames per second (fps) to increase variation across 5-frame sequences, each approximately 2 sec long. Each sequence corresponds to a specific action of the ego-vehicle, defined as AV Action in table I. We produce the `Proximity` relations between actors and the ego-vehicle as in [24], by computing and thresholding the box-wise median Relative Inverse Depth (RID) obtained from an off-the-shelf Midas (DPT Large) network [30]. We generated 6,771 temporal graphs grouped by action. Each action group was split into training, validation, and testing sets using a 70-20-10 split for balanced evaluation.

B. Training

To enhance model robustness, we implemented several techniques during training. Gradient clipping prevented exploding gradients, while Xavier initialization helped stabilize weight distributions across layers. We also employed weight decay to mitigate overfitting and randomly subsampled the training set to address class imbalance. We used the Adam optimizer with 0.01 learning rate.

C. Baselines

We evaluated our method against three key baselines.

- 1) CC-SGG [15]: a non-sequential GNN model relying on scene graphs to generate corner cases. We adapted it for our task and trained and tested the model on our dataset to predict the entire sequence in a single step.
- 2) LLM Agent: inspired by ChatScene [14], we evaluated our method against a LLM agent, specifically GPT-4 [31]. We provided GPT-4 with a prompt, our testing dataset, and our ontology to predict edges for generating scenarios based on desired action and criticality conditions. This comparison highlighted the strengths and limitations of a language model-based approach in predicting structured data relationships like those in scene graphs.

- 3) GRU: we replace the triplet encoder in our model with a Gated Recurrent Unit (GRU) to explicitly capture temporal dependencies in our sequential graphs. Our ablation study showed that this model performed competitively with our full model.

V. RESULTS

A. Classification Performance

We evaluated our method using standard classification metrics: F1 score, accuracy, precision, and recall, as seen in table II. Overall, our model consistently outperforms the baselines achieving the highest **F1 score 0.706**, and **recall 0.859**, both critical for such imbalanced datasets. While CC-SGG reports the highest accuracy and precision, these metrics are less reliable in this context, as they do not adequately reflect the models’ ability to handle the positive class. Therefore, our model achieves the optimal balance in its predictions, compared to the baselines, effectively minimising false negatives while maintaining strong overall performance.

	F1	Accuracy	Precision	Recall
CC-SGG	0.583	0.801	0.729	0.510
LLM	0.218	0.436	0.212	0.262
GRU	0.647	0.752	0.663	0.704
Ours	0.706	0.777	0.623	0.859

TABLE II: Prediction accuracy across the benchmarks.

B. Contextual Evaluation

We additionally conducted a contextual evaluation of the output predictions using the *answer correctness* metric from the Retrieval Augmented Generation Assessment (RAGAs) framework [32], designed to measure the accuracy of an LLM’s answer to a prompt compared to a ground-truth. To achieve this, we converted the predicted and ground-truth graphs into textual descriptions of the respective scenes and computed the corresponding *answer correctness*, obtaining a score between 0 and 1. This metric combines both semantic and factual similarity between the predicted and ground truth descriptions without requiring additional context. The former captures the overall resemblance between two descriptions, while the latter computes their factual overlap, i.e. comparing the individual statements in the predicted and ground-truth descriptions. To obtain such descriptions of our temporal graphs, we produced a paragraph for each constituent graph, including its timestamp and a statement for each relation. For example, the graph at frame 42 with relations $\{(\text{Pedestrian}, \text{Near}, \text{EGO}), \dots\}$ becomes "At time 42: Pedestrian 1 is near the ego-vehicle. ...". This relation-to-statement mapping aligns well with the factual similarity component, providing a contextual evaluation of our predicted graphs’ structure.

The *answer correctness* results per AV action and criticality are presented in tables III and IV. Our model achieved the highest *answer correctness* scores across almost all evaluations, demonstrating its strong ability to generate both accurate and semantically meaningful relations. In contrast,

the lower scores of the LLM-based method justify the benefits of model-based approaches such as ours, even in the context of semantic understanding.

Method	AV Actions							Avg
	Mov	MovL	MovR	Ovtk	Stop	TurnL	TurnR	
CC-SGG	0.709	0.615	0.814	0.732	0.805	0.771	0.883	0.735
LLM	0.668	0.721	0.478	0.761	0.55	0.619	0.689	0.64
GRU	0.735	0.823	0.667	0.715	0.763	0.733	0.878	0.746
Ours	0.758	0.862	0.972	0.776	0.769	0.761	0.831	0.765

TABLE III: Contextual evaluation - per AV action.

This approach, alongside the classification evaluation described above, allowed us to measure not only how well each model performed but also how accurate and contextually appropriate their predictions were.

Method	Criticality		
	Visible	Near	NearCollision
CC-SGG	0.794	0.694	0.675
LLM	0.674	0.631	0.596
GRU	0.735	0.823	0.667
Ours	0.835	0.736	0.68

TABLE IV: Contextual evaluation - per scenario criticality.

C. Scenario Generation

To assess the validity of the generated scenarios for downstream navigation tasks, we tested the 3 Navigation Agents in CARLA: *normal*, *cautious*, and *aggressive*. Specifically, we evaluated 30 generated scenarios, randomly selected, with evenly distributed criticality, measuring whether the predicted scenarios maintained the same criticality levels as when the graphs were extracted: Near Collision (agents within 5 meters), Near (5 – 10 meters apart), and Visible (more than 10 meters apart). We then calculated the success rate, defined as whether our scenarios led the navigation agents to reach situations consistent with the desired criticality level of each scenario. Our results in table V demonstrate that our method created scenarios of various criticalities that, in some cases, challenged the navigation agents, while mostly resulted in the desired criticality outcome.

Agents	Criticality		
	Visible	Near	NearCollision
Normal	0.65	0.7	0.4
Cautious	0.75	0.65	0.4
Aggressive	0.5	0.55	0.45

TABLE V: Quantitative evaluation of the generated scenarios’ success in achieving the desired criticality for 3 Navigation Agents in CARLA.

We further qualitatively assess our system’s ability to generate novel scenarios from fragmented graphs of various input query scenes from the ROAD dataset alongside the corresponding generated scenarios in CARLA simulation. These are depicted in fig. 4, illustrating also the actors’ positions on the map. In our sample scenarios, actors and nearly all associated relational information are successfully




Fig. 4: Qualitative evaluation of the generated scenarios in CARLA using query scenarios from the ROAD dataset [9] for various actions and criticalities. As the dataset was recorded in a left-hand drive country, we adjusted the topological information to align with the configuration used in CARLA, a right-hand drive environment.

replicated in simulation. For each action, we observe that the behaviour of the actors in relation to the ego-vehicle is accurately simulated, with the criticality often exaggerated. For instance, in fig. 4 (a) and (b,d), the requested criticalities are *Near Collision* and *Near*, respectively. The generated scenarios place the actors in more critical situations than those depicted in the ROAD dataset, which is ultimately the goal of this study. Similarly, for a *Visible* criticality, as illustrated in fig. 4 (c), the actors are positioned slightly further apart, reflecting a less severe situation.

VI. ABLATION

We evaluated several models as candidate triplet encoders, exploring both sequential and non-sequential architectures. Our primary objective is to establish the architecture that maximises the F1 score while achieving a balanced trade-off between precision and recall.

Sequential Processing. We assessed the performance of non-sequential triplet encoding models for this task, with the results presented in table VI. When comparing these results with those in table II, it is evident that our sequential model consistently outperforms the non-sequential models on the testing dataset. While the non-sequential MLP achieves good accuracy, this metric is less important in our unbalanced dataset compared to the F1 score. We also note that the non-sequential MLP for the triplet encoding is very similar to the one used in CC-SGG, and, as such, its performance was previously evaluated in table II.

	F1	Accuracy	Precision	Recall
GRU	0.319	0.420	0.246	0.502
GAT	0.518	0.380	0.380	1.000
MLP	0.675	0.784	0.644	0.745
Ours	0.706	0.777	0.623	0.859

TABLE VI: Non-Sequential Triplet Encoders compared with CERES (Ours).

Triplet Encoders. Here, our goal was to find the optimal

model for our sequential triplet encoder. Our results, as shown in fig. 5, demonstrate that the best performing encoder was the MLP with GCN, achieving the highest F1 score and the best balance between precision and recall. The GRU with GCN also demonstrated strong performance, making it a promising candidate for further evaluation. In contrast, the standalone GRU encoder achieved the lowest F1 score, while the slightly better GAT encoder displayed significant imbalance between precision and recall.

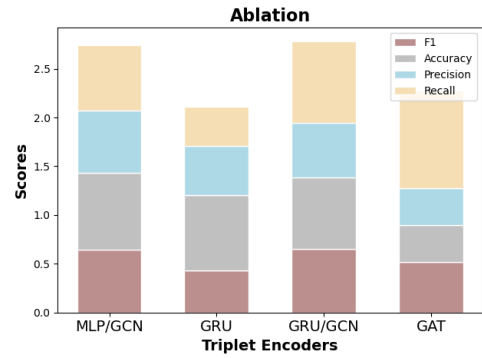


Fig. 5: Ablation study for various triplet encoders.

VII. CONCLUSION

Our proposed methodology effectively generates scenarios in simulation based on real-world driving data, predicting all relevant links. We evaluate the accuracy and the contextual relevance of our model’s predictions, demonstrating superior or comparable performance to the baselines. We additionally compare the performance of 3 navigation agents in our generated scenarios. Our results demonstrate that our approach successfully generates scenarios *on-demand*, achieving the desired criticality levels for further evaluation of AVs in a wide range of plausible situations. Overall, our method provides a robust foundation for dynamic scenario generation guided by real-world data, leveraging temporal graphs and sequential GNNs to enhance AVs testing and evaluation.

ACKNOWLEDGEMENTS

We want to thank Harry Way and Pawit Kochakarn for their work on the early stages of the scene-graph-to-text and scene-graph-extraction pipelines, respectively.

REFERENCES

- [1] W. Liu, Q. Dong, P. Wang, G. Yang, L. Meng, Y. Song, Y. Shi, and Y. Xue, "A survey on autonomous driving datasets," in *2021 8th International Conference on Dependable Systems and Their Applications (DSA)*. IEEE, 2021, pp. 399–407.
- [2] J. Breitenstein, J.-A. Termöhlen, D. Lipinski, and T. Fingscheidt, "Systematization of corner cases for visual perception in automated driving," in *2020 IEEE Intelligent Vehicles Symposium (IV)*. IEEE, 2020, pp. 1257–1264.
- [3] S. Grigorescu, B. Trasnea, T. Cocias, and G. Macesanu, "A survey of deep learning techniques for autonomous driving," *Journal of Field Robotics*, vol. 37, no. 3, pp. 362–386, 2020. [Online]. Available: <https://onlinelibrary.wiley.com/doi/abs/10.1002/rob.21918>
- [4] H. Sun, S. Feng, X. Yan, and H. X. Liu, "Corner case generation and analysis for safety assessment of autonomous vehicles," *Transportation research record*, vol. 2675, no. 11, pp. 587–600, 2021.
- [5] P. Wu, A. Escontrela, D. Hafner, K. Goldberg, and P. Abbeel, "Daydreamer: World models for physical robot learning," 2022. [Online]. Available: <https://arxiv.org/abs/2206.14176>
- [6] A. Dosovitskiy, G. Ros, F. Codevilla, A. Lopez, and V. Koltun, "Carla: An open urban driving simulator," in *Conference on robot learning*. PMLR, 2017, pp. 1–16.
- [7] V. Muşat, D. De Martini, M. Gadd, and P. Newman, "Neuralfloors: Conditional street-level scene generation from bev semantic maps via neural fields," *IEEE Robotics and Automation Letters*, 2024.
- [8] V. Musat, D. De Martini, M. Gadd, and P. Newman, "Depth-sims: Semi-parametric image and depth synthesis," in *2022 International Conference on Robotics and Automation (ICRA)*. IEEE, 2022, pp. 2388–2394.
- [9] G. Singh, S. Akrigg, M. Di Maio, V. Fontana, R. J. Alitappeh, S. Saha, K. Jeddisaravi, F. Yousefi, J. Culley, T. Nicholson *et al.*, "Road: The road event awareness dataset for autonomous driving," *IEEE Transactions on Pattern Analysis & Machine Intelligence*, no. 01, pp. 1–1, feb 5555.
- [10] A. Kar, A. Prakash, M.-Y. Liu, E. Cameracci, J. Yuan, M. Rusiniak, D. Acuna, A. Torralba, and S. Fidler, "Meta-sim: Learning to generate synthetic datasets," 2019.
- [11] J. Devaranjan, A. Kar, and S. Fidler, "Meta-sim2: Unsupervised learning of scene structure for synthetic data generation," 2020.
- [12] A. Prakash, S. Debnath, J.-F. Lafleche, E. Cameracci, S. Birchfield, M. T. Law *et al.*, "Self-supervised real-to-sim scene generation," in *Proceedings of the IEEE/CVF International Conference on Computer Vision*, 2021, pp. 16 044–16 054.
- [13] B. Schütt, J. Ransiek, T. Braun, and E. Sax, "1001 ways of scenario generation for testing of self-driving cars: A survey," in *2023 IEEE Intelligent Vehicles Symposium (IV)*. IEEE, 2023, pp. 1–8.
- [14] J. Zhang, C. Xu, and B. Li, "Chatscene: Knowledge-enabled safety-critical scenario generation for autonomous vehicles," in *Proceedings of the IEEE/CVF Conference on Computer Vision and Pattern Recognition*, 2024, pp. 15 459–15 469.
- [15] G. Drayson, E. Panagiotaki, D. Omeiza, and L. Kunze, "Cc-sgg: Corner case scenario generation using learned scene graphs," 2024. [Online]. Available: <https://arxiv.org/abs/2309.09844>
- [16] L. Jia, D. Yang, Y. Ren, C. Qian, Q. Feng, B. Sun, and Z. Wang, "A dynamic test scenario generation method for autonomous vehicles based on conditional generative adversarial imitation learning," *Accident Analysis & Prevention*, vol. 194, p. 107279, 2024.
- [17] L. Feng, Q. Li, Z. Peng, S. Tan, and B. Zhou, "Trafficgen: Learning to generate diverse and realistic traffic scenarios," in *2023 IEEE International Conference on Robotics and Automation (ICRA)*. IEEE, 2023, pp. 3567–3575.
- [18] Y. Tian, A. Carballo, R. Li, and K. Takeda, "Real-to-synthetic: Generating simulator friendly traffic scenes from graph representation," in *2022 IEEE Intelligent Vehicles Symposium (IV)*. IEEE, 2022, pp. 1615–1622.
- [19] F. Klück, Y. Li, M. Nica, J. Tao, and F. Wotawa, "Using ontologies for test suites generation for automated and autonomous driving functions," in *2018 IEEE International symposium on software reliability engineering workshops (ISSREW)*. IEEE, 2018, pp. 118–123.
- [20] D. Bogdoll, S. Guneshka, and J. M. Zöllner, "One ontology to rule them all: Corner case scenarios for autonomous driving," 2022.
- [21] B. Yu, H. Yin, and Z. Zhu, "Spatio-temporal graph convolutional networks: A deep learning framework for traffic forecasting," in *Proceedings of the Twenty-Seventh International Joint Conference on Artificial Intelligence*, ser. IJCAI-2018. International Joint Conferences on Artificial Intelligence Organization, Jul. 2018, p. 3634–3640. [Online]. Available: <http://dx.doi.org/10.24963/ijcai.2018/505>
- [22] J. Tang, T. Qian, S. Liu, S. Du, J. Hu, and T. Li, "Spatio-temporal latent graph structure learning for traffic forecasting," 2022. [Online]. Available: <https://arxiv.org/abs/2202.12586>
- [23] C. Zhang, J. J. Q. Yu, and Y. Liu, "Spatial-temporal graph attention networks: A deep learning approach for traffic forecasting," *IEEE Access*, vol. 7, pp. 166 246–166 256, 2019.
- [24] P. Kochakarn, D. De Martini, D. Omeiza, and L. Kunze, "Explainable action prediction through self-supervision on scene graphs," in *2023 IEEE International Conference on Robotics and Automation (ICRA)*. IEEE, 2023, pp. 1479–1485.
- [25] E. Rossi, B. Chamberlain, F. Frasca, D. Eynard, F. Monti, and M. Bronstein, "Temporal graph networks for deep learning on dynamic graphs," *arXiv preprint arXiv:2006.10637*, 2020.
- [26] X. Wang, H. Ji, C. Shi, B. Wang, Y. Ye, P. Cui, and P. S. Yu, "Heterogeneous graph attention network," in *The world wide web conference*, 2019, pp. 2022–2032.
- [27] J. Zong and Z. Ding, "Edge-weight-based link prediction in heterogeneous graph." Institute of Electrical and Electronics Engineers Inc., 2022.
- [28] A. Vaswani, N. Shazeer, N. Parmar, J. Uszkoreit, L. Jones, A. N. Gomez, L. Kaiser, and I. Polosukhin, "Attention is all you need," in *Proceedings of the 31st International Conference on Neural Information Processing Systems*, ser. NIPS'17. Red Hook, NY, USA: Curran Associates Inc., 2017, p. 6000–6010.
- [29] W. Maddern, G. Pascoe, C. Linegar, and P. Newman, "1 Year, 1000km: The Oxford RobotCar Dataset," *The International Journal of Robotics Research (IJRR)*, vol. 36, no. 1, pp. 3–15, 2017. [Online]. Available: <http://dx.doi.org/10.1177/0278364916679498>
- [30] R. Ranftl, K. Lasinger, D. Hafner, K. Schindler, and V. Koltun, "Towards robust monocular depth estimation: Mixing datasets for zero-shot cross-dataset transfer," *IEEE Transactions on Pattern Analysis and Machine Intelligence*, vol. 44, no. 3, 2022.
- [31] O. et al, "Gpt-4 technical report," 2024. [Online]. Available: <https://arxiv.org/abs/2303.08774>
- [32] S. Es, J. James, L. Espinosa Anke, and S. Schockaert, "RAGAs: Automated evaluation of retrieval augmented generation," in *Proceedings of the 18th Conference of the European Chapter of the Association for Computational Linguistics: System Demonstrations*, N. Aletras and O. De Clercq, Eds. St. Julians, Malta: Association for Computational Linguistics, Mar. 2024, pp. 150–158. [Online]. Available: <https://aclanthology.org/2024.eacl-demo.16>