

# Design Space Exploration of Embedded SoC Architectures for Real-Time Optimal Control

Kris Shengjun Dong, Dima Nikiforov, Christopher Fletcher, Yakun Sophia Shao

**Abstract**—Empowering resource-limited robots to execute computationally intensive tasks such as package delivery, high-precision surgical assistance, and autonomous drone swarming is challenging. The diversity of algorithms and kernel types in these workloads causes bottlenecks in different systems, depending on application requirements, making a single hardware architecture inadequate for all robotic applications. This project provides a comprehensive design space exploration to determine optimal hardware computation architectures suitable for model-based control algorithms. We profile and optimize representative architectural designs across general-purpose scalar and vector processors and specialized accelerators. Specifically, we compare CPUs, vector machines, and domain-specialized accelerators with kernel-level benchmarks and end-to-end representative robotic workloads. Our exploration provides a quantitative performance, area, and utilization comparison and analyzes the trade-offs between these representative distinct architectural designs. We demonstrate that the variation of hardware architecture choices depends on workload characteristics and application requirements. Finally, we explore how architectural modifications, software and system optimization can alleviate bottlenecks and enhance utilization.

## I. INTRODUCTION

Robotic systems such as humanoids, legged robots, unmanned aerial vehicles, and autonomous vehicles are widely deployed across diverse sectors, demonstrating their potential to revolutionize our daily lives. Robust model- and learning-based algorithms enable robots to efficiently carry out complex real-world tasks such as search and rescue, human-robot interaction, and package delivery. With the rapid evolution of robotic applications, the computational demands of end-to-end robotic pipelines are escalating dramatically. Besides, the

However, the computational complexity of those applications, coupled with real-time requirements, poses significant challenges to the compute platform on robotic devices. Many robotic platforms have limited computing power on board, especially micro/nano-scaled robots, which can only support microcontrollers or embedded SoCs.

Most microcontrollers and embedded SoCs either lack the computational power to meet algorithm latency requirements or consume excessive energy, rendering them impractical for battery-powered edge devices. As robots become more complex and miniaturized, onboard resources, such as compute capabilities, memory storage, and bandwidth, become increasingly constrained. The weight, power constraints, and area limitations restrict the ability of robotic systems to carry out broad real-life tasks in latency-critical or power-limited scenarios. Characterizing the performance of hardware architectures is critical to designing robotic systems, as the

design and performance of a robotic SoC directly impacts the end-to-end performance and behavior of the robot [18].

Given the complexity and diversity of algorithms and kernel types required by modern robotic applications, relying on a single hardware architecture to meet these demands is becoming increasingly impractical. Observing the heterogeneity in modern SoCs, this project aims to explore the computational architectures that best address the increasing demands of model-based control algorithms. We conduct a comprehensive design space exploration to identify the most effective computational platforms and architectures capable of meeting these intensifying demands. In this paper, we categorize various compute platforms in Section II, evaluate the computational and resource requirements of robotic workloads in Section IV, and present detailed quantitative profiling of different architectural designs applied to these workloads in Section VI. This exploration is crucial for enhancing the efficiency, scalability, and real-time performance of robotic systems operating in increasingly resource-constrained environments.

## II. OVERVIEW OF ARCHITECTURES

CPUs are the most commonly used general-purpose computing platforms. CPUs, as general processors, are designed to handle a broad range of kernels. Due to this attribute, cheap CPUs, especially microcontrollers, were traditionally used for simple rule-based robotic kernels such as PID control solvers. However, microcontrollers fail to meet the computational demand for real-time robotic tasks with scaled-up models and DNN-based algorithms. This is mainly due to microcontrollers being typically slow with a compute frequency of 200mHz. One solution to maximize a CPU's available compute is by exploiting the out-of-order and superscalar architecture to drive instruction-level parallelism. However, the performance margin comes with the cost of area overhead and power consumption. An out-of-order and superscalar CPU can achieve up to 100 GFLOP/Sec. However, its power efficiency is less than 1 GOP/J, which is usually not compatible with power-constrained embedded devices [26].

Vector extensions allow lightweight front-end CPUs to achieve similar performance as out-of-order and superscalar CPUs, while dramatically simplifying implementation by eliminating excess logic and simplifying implementation. Vector machines exploit data parallelism by processing multiple data elements with a single instruction without adding too much power and area overhead. Various vector architectures range from traditional long-vector machines, as presented in Cray-style vector machines [21] to Packed SIMD ISA (P-SIMD)

machines that utilize VLIW instruction encodings, [12], to contemporary novel short-vector machines [28]. These architectures adeptly support a broad array of operations, such as scalar multiplication, general vector multiplication (GEMV), and matrix-matrix multiplication (GEMM). While vector cores are highly flexible and can handle a wide range of computations, they may not be as efficient for GEMM as dedicated systolic arrays or other matrix-specific accelerators, especially in handling large, batched operations. This is because vector machines scale inadequately with a large datapath compared to a systolic array-style processor. As datapath (DLEN) scales up to feed in data sufficiently to the increased number of lanes, the bandwidth of the register file is also required to scale up; the scaling factor is equivalent to the bandwidth of DLEN.

GPUs are designed to drive data-level and thread-level parallelism with up to over 100 thousand cores running simultaneously, enabling massive parallelism. Only a few robotic workloads [5], [15] can be benefited from such massive parallelism. However, a typical GPU can reach up to 10 TOPS/Sec of performance. Its high throughput makes it suitable for tasks that involve heavy matrix computations and graphics rendering, and other non-real-time robotic workloads. GPUs also exhibit Thread-Level Parallelism (TLP) by running thousands of threads simultaneously to handle extensive graphical calculations and data processing tasks efficiently. However, a conventional GPU's die area is typically around 600 mm<sup>2</sup> to over 800 mm<sup>2</sup> [7], which consumes too much area to be placed on micro- or nano-robotics where the system has limited space on a chip and faces weight constraints. In terms of energy consumption, GPUs consume 100W 350W of power [27], which is far beyond the power budget of most resource-limited robotic systems.

In addition to the general-purpose processors, ASICs and FPGAs have recently been proposed as feasible platforms for power-constraint robotic applications since they offer higher energy efficiency than CPUs and GPUs. Both ASICs and FPGAs consume relatively less power and are often integrated into small systems with limited memory. Featured by the high reconfigurability and programmability, FPGAs adapt well to the involving robotic algorithms with relatively lower margins than ASICs. Partial Reconfiguration (PR) extends this flexibility, allowing dynamic reconfiguration of a portion of the FPGA at runtime [24]. However, the highly specialized programming model, challenges in mapping irregular algorithms with control flow, and high resource overhead from configuration/routing logic make maximizing the utilization of all processing elements (PEs) challenging.

With the integration of domain-specific accelerators, ASICs and FPGAs can parallelize computations while leveraging the specific characteristics of the kernels to eliminate excess logic and simplify implementation [24] and offload specific computational tasks to the accelerators. Research [13], [16], [25] has been devoted to developing hardware-aware algorithms for FPGAs and has been proposed to achieve software-equivalent performance, making ASICs and FPGAs capable of meeting real-time requirements [14], [22], [23].

Particularly, spatial array style domain-specific accelerators have been attributed to their energy efficiency and compute throughput in compute-intensive workloads such as neural networks. A typical spatial array accelerator architecture can achieve an efficiency of approximately 34.4 GOP/J while consuming 278 mW at a frame rate of 35 FPS for the AlexNet model [4]. The benefit of re-purposing DNN accelerators for robot computing is based on the observation that neural network accelerators are optimized for matrix linear algebra [9], [11] while major robotic algorithms also mainly consist of DNN workloads and small-sized general matrix-matrix multiplication (GEMM) and vector multiplication (GEMV) [2], [8]. Most robotics chips already contain an ASIC neural net inference accelerator to speed up DNN-based workloads like perception, vision, and online learning. Suppose it can be shown that the same accelerator is also capable of speeding up robot dynamics computations. In that case, the overall SoC architecture can benefit from significant savings in the chip area, make room for other specialized units, or instead enable a physical design that is more cost-effective for ASIC implementation.

Besides DNN accelerators, research efforts [5], [13]–[16], [19], [22], [23], [25] have been dedicated to design domain-specific robotic accelerators exclusively for robotic algorithms, focusing on a particular kernel defined for optimization problems for specific types of robots. Although domain-specific accelerators can offer improved efficiency over general-purpose processors on specific robotics workloads, the dramatic amount of engineering cost due to its specific programmable interface with its dedicated domain-specific language (DSL); Besides, due to the limitation of its fixed functionality, certain domain-specific accelerators usually fail short on other types of operations as robotic algorithm evolving. Besides, the life span of such accelerators can be relatively short compared to the general-purpose approach since certain accelerators can be obsoleted fairly fast when they fail to keep up with the fast-evolving algorithms.

From a high-level perspective, we observe that each architecture offers distinct advantages in terms of computational efficiency by leveraging various forms of parallelism: data-level, instruction-level, and thread-level—parallelism to achieve the compute efficiency required by specific types of robotic tasks with different area, power cost. Moving forward, our focus will be on three principal architectural categories: general-purpose CPUs, vector machines, and domain-specific accelerators. These architectures are strategically selected to meet the diverse computational needs of robotic systems within the stringent area and power constraints.

### III. METHODOLOGY

This initial analysis in Section II allows us to narrow our focus to the following architecture categories: general-purpose CPUs, vector machines, and domain-specific accelerators. Those three types of architecture are fundamentally distinct in their designs, allowing a comparison of the following aspects:

- General vs Specialized approach
- Instruction set (CISC vs RISC)
- Integration style (Tightly Integrated vs Decoupled)
- Architectural spatial structure

Our investigation starts with contrasting general-purpose processors with specialized computational architectures. General-purpose processors includes CPU and vector extension on CPU support broad applicability across diverse tasks, whereas specialized domain-specific accelerators Gemini are attributed to their highly efficient performance in specific computational scenarios.

The other distinct attribute of these architectures is their integration styles, ranging from standalone processing units (e.g. CPUs) to tightly integrated systems (e.g. CPU with vector machines) to loosely decoupled systems (e.g. CPU with Gemini). This segment of the study highlights the significant performance enhancements and power efficiency gains achievable through strategic architectural integration. Saturn demonstrated a compact design of a vector machine tightly integrated into the CPU, allowing for precise interrupt and precise trap. On the other hand, Gemini integrates with a RISC-V CPU using a decoupled RoCC interface, which provides the flexibility of allowing CPU and processing units to work concurrently. The reorder buffer in Gemini decouples the instruction flow latency from the actual execution, allowing for latency hiding.

Another point of exploration in this comparison is to understand the impact of different instruction set architectures (ISAs). By comparing RISC-based systems like RISC-V cores and Saturn against the CISC-style Gemini, we aim to determine how the choice of ISA influences the overall architectural efficiency and application-specific performance. This comparison is pivotal in understanding the practical impacts of ISA designs on system behavior and performance metrics.

Furthermore, we assess the impact of the architectural spatial structure among candidate architectures, which is the physical layout of processing units, from scalar and 1D vector cores to complex 2D systolic arrays. we analyze the capabilities of systolic arrays in handling multi-dimensional data structures, which are prevalent in advanced computational tasks such as matrix multiplication. The efficiency of these arrays in leveraging spatial characteristics is weighed against their potential limitations in processing higher-dimensional data.

To understand the tradeoff of the aspects mentioned above, we profiled representative architecture candidates from each categories<sup>17</sup>: For general-purpose CPUs, we evaluate RISC-V CPU cores, includes simple in-order core Rocket [1], superscalar in-order core Shuttle [20], superscalar out-of-order BOOM core [3], and more performant out-of-order cores such as MediumBOOM, LargeBOOM and MegaBOOM core with different numbers of FPU [29], etc. For vector machines, we access Saturn, which is a vector extension on RISC-V CPU with short-vector microarchitecture [28]. For domain-specific accelerators, we profiled the CISC-style systolic array Gemini [9].

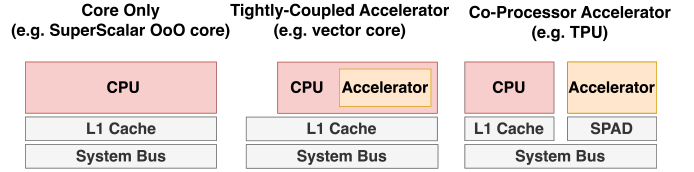


Fig. 1. Categories of Target Hardware Architectures to be Profiled and Evaluated: CPU, tightly integrated accelerators, and decoupled co-processors

#### IV. WORKLOAD CHARACTERIZATION

Robots require a diverse range of algorithms and workloads to function properly and efficiently. These workloads include reasoning, sensing, perception, localization, forward and inverse dynamics, mapping, motion planning and control, etc. Those algorithms are usually computationally intensive since they usually involves a wide variety of dense linear algebra kernels, such as general matrix-vector multiplication (GEMV) and general matrix-matrix multiplication (GEMM), and non-typical domain-specific operations, such as Cholesky decomposition, Riccati recursion, etc. The interdependence and interleaving of those operations propose a need for highly efficient compute and efficient data movement and management to handle these tasks.

As robots evolve towards more complex rigid dynamics with multi-joint systems, this introduces additional challenges for control algorithms. In real-life safety-critical applications, control algorithms must run at higher frequencies to meet real-time deadlines. As the final stage in a robotic end-to-end pipeline, with its output directly executed by the actuator, control algorithms face even more critical challenges in meeting stringent application deadlines. Deterministic computation time and low latency are crucial for deterministic control in safety-critical applications such as obstacle avoidance navigation, where every millisecond of processing time can be critical.

Moreover, the kernels in classical robotic control workloads are relatively small compared to other artificial intelligence workloads that are dominated by DNN-based neural network workloads, like large language models (LLMs) and diffusion networks. In classical robotic workloads, the dimensions of operands involved in those linear algebra kernels are typically of the order of magnitude of 10. Using model predictive control (MPC) for UAV as an example, its operand matrix and vector sizes correspond to the state space and action space of the UAV, which are matrices of size of 12x4. This poses challenges on latency hiding and requires relatively high instruction throughput to keep the instruction window full or leverage instruction-level parallelism to maintain backend utilization, assuming the backend can complete such small kernels relatively fast.

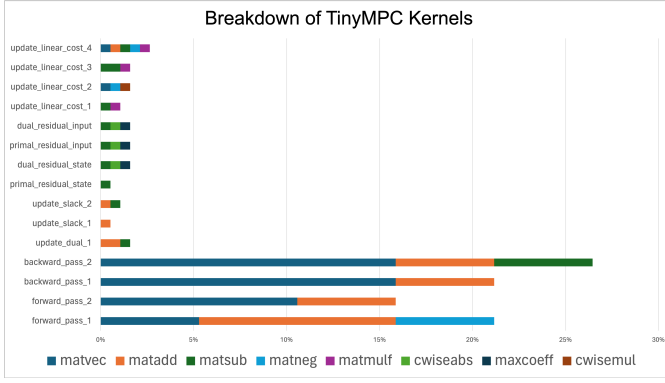


Fig. 2. Kernel Breakdown of TinyMPC

### A. Target Workload

This paper focuses on one representative robotic workload: model predictive control (MPC). MPC is a powerful tool for controlling highly dynamic robotic systems subject to complex constraints. Besides, MPC's scalability is dramatic; MPC's computation time grows cubically with the robot's state space and linearly with the time horizon, making MPC not feasible for complex robots. Besides, MPC algorithms run at a frequency of 100-500Hz, leading to high computational requirements. This also requires the compute backends to manage data and execute operations with low latency.

Specifically, we explore the state-of-the-art Model Predictive Control (MPC), TinyMPC [17] as a target algorithm. TinyMPC performs optimization using the alternating direction method of multipliers (ADMM) method. The algorithm alternates between solving three sets of variables - the primal, slack, and dual - until convergence. Solving the linear system in the primal update is the most expensive part of each ADMM iteration.

By exploiting the MPC problem structure, this step becomes the solution to an LQR problem, where  $K$  and  $D$  are the optimal feedback gain and feed-forward term for a given timestep and are computed using Riccati recursion. Given a long enough horizon, the Riccati equations converge to the solution of the infinite horizon LQR problem, which is a single gain matrix  $K$  infinity and cost-to-go  $P$  infinity. We save on memory by caching just these two matrices instead of the entire horizon of  $K$ s and  $P$ s. Only the linear terms of the Riccati equation need to be updated as part of each ADMM iteration. Because we already calculated  $P$  and  $K$ , we can also pre-compute the matrix inverse and other matrix coefficients. The result is an algorithm whose most expensive operations are matrix-vector products, allowing TinyMPC to achieve a low memory footprint while performing fast online computations.

The functions of TinyMPC can be broadly classified into three categories: Iterative operations that have data dependencies, strip-mining operations on vectors, and global maximum reductions. These are shown in Algorithms 1, 2, and 3, respectively; with more detailed kernel breakdown in Figure 2.

### Algorithm 1 Iterative Operations in TinyMPC

```

1: function FORWARD_PASS_1( $i$ )
2:    $u[i] \leftarrow -Kinf \cdot x[i] - d[i]$ 
3: end function
4: function FORWARD_PASS_2( $i$ )
5:    $x[i+1] \leftarrow Adyn \cdot x[i] + Bdyn \cdot u[i]$ 
6: end function
7: function BACKWARD_PASS_1( $i$ )
8:    $d[i] \leftarrow Qu_{inv} \cdot (Bdyn^T \cdot p[i+1] + r[i])$ 
9: end function
10: function BACKWARD_PASS_2( $i$ )
11:    $p[i] \leftarrow q[i] + AmBK^T \cdot p[i+1] - Kinf^T \cdot r[i]$ 
12: end function
13: function UPDATE_LINEAR_COST_4
14:    $p[N-1] \leftarrow -(Xref[N-1]^T \cdot Pinf \cdot (vnew[N-1] - g[N-1]))$ 
15: end function

```

### Algorithm 2 Stripmining Operations in TinyMPC

```

1: function UPDATE_SLACK_1
2:    $znew \leftarrow u + y$ 
3:    $znew \leftarrow \min(u_{max}, \max(u_{min}, znew))$ 
4: end function
5: function UPDATE_SLACK_2
6:    $vnew \leftarrow x + g$ 
7:    $vnew \leftarrow \min(x_{max}, \max(x_{min}, vnew))$ 
8: end function
9: function UPDATE_DUAL_1
10:   $y \leftarrow y + u - znew$ 
11:   $g \leftarrow g + x - vnew$ 
12: end function
13: function UPDATE_LINEAR_COST_1
14:   $r \leftarrow -rho \cdot (znew - y)$ 
15: end function
16: function UPDATE_LINEAR_COST_2
17:   $q \leftarrow -(Xref \cdot Q)$ 
18: end function
19: function UPDATE_LINEAR_COST_3
20:   $q \leftarrow q - rho \cdot (vnew - g)$ 
21: end function

```

### Algorithm 3 Global Reduction in TinyMPC

```

1: function PRIMAL_RESIDUAL_STATE
2:    $primal\_residual\_state \leftarrow \max(\text{abs}(x - vnew))$ 
3: end function
4: function DUAL_RESIDUAL_STATE
5:    $dual\_residual\_state \leftarrow rho \cdot \max(\text{abs}(v - vnew))$ 
6: end function
7: function PRIMAL_RESIDUAL_INPUT
8:    $primal\_residual\_input \leftarrow \max(\text{abs}(u - znew))$ 
9: end function
10: function DUAL_RESIDUAL_INPUT
11:   $dual\_residual\_input \leftarrow rho \cdot \max(\text{abs}(z - znew))$ 
12: end function

```

## B. Programming Interface and Libraries

In order to create a unified platform for comparing the performance of differing architectures for Robotic/DSP applications, we created a C library of commonly used operators, `matlib`<sup>1</sup>. `Matlib` provides a lightweight interface to various linear algebra operations similar to Eigen [10], a C++ header-only library. `matlib` was used to write reference implementations for each accelerator backend; however, to achieve full performance, hand-tuned implementations required optimizations across the abstractions provided by these function definitions.

## V. HARDWARE SOFTWARE CO-OPTIMIZATION

Ensuring each architecture is optimized to the extreme to showcase the potential performance benefits and limitations inherent in each architectural choice. Both architectural development and software optimization techniques are deployed onto the configurable backends, i.e. vector cores Saturn and systolic arrays Gemmini. These optimizations are essential not only for a fair comparison between different hardware architectures but also for isolating architectural characteristics without error from sub-optimal software implementations. By pushing the software to its performance limits, we eliminate variables, such as inefficient software mappings or overheads introduced by inefficiently written code, that might obscure the hardware’s true capabilities. This approach ensures that any observed performance differences are directly attributable to the hardware’s architectural design rather than extrinsic software factors.

### A. Optimizations on Vector Core Saturn

To initially accelerate TinyMPC, we utilized a library-based approach. For every `matlib` function that was used within the solver, we wrote a vectorized implementation using RVV intrinsic support from `gcc`. However, as shown in Figure 3, although the vectorized `matlib` code had meaningful speedup over scalar `matlib` code running on Rocket, highly optimized scalar code using Eigen still outperformed the Saturn implementation, necessitating further optimizations.

1) *Software Loop Unrolling*: One benefit of the RVV ISA is the ability to perform register grouping using the `LMUL` field. This performs register grouping and unrolls contiguous vector operations in hardware using a vector sequencer, theoretically eliminating the need for software loop unrolling. As depicted in Figure 4, utilizing `LMUL` improved the performance of strip-mining operations in `matlib`. However, increasing `LMUL` actually harmed performance for the iterative components of TinyMPC, `backward_pass` and `forward_pass`. The major component was that these operations had to compute GEMV and vector addition operations serially and could not be mapped to larger vector registers due to dependencies. Furthermore, optimized GEMV kernels on Saturn require using the `vfmac_vf` instruction, multiplying a scalar element of a vector against a column of a matrix. However,

<sup>1</sup><https://github.com/kris-dong/matlib>

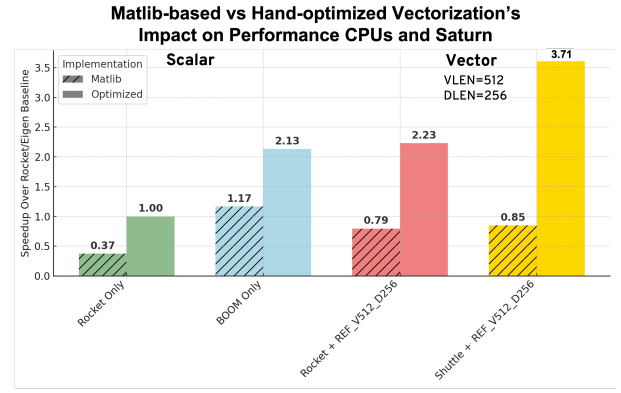


Fig. 3. Matlib-based vs hand-optimized vectorized TinyMPC

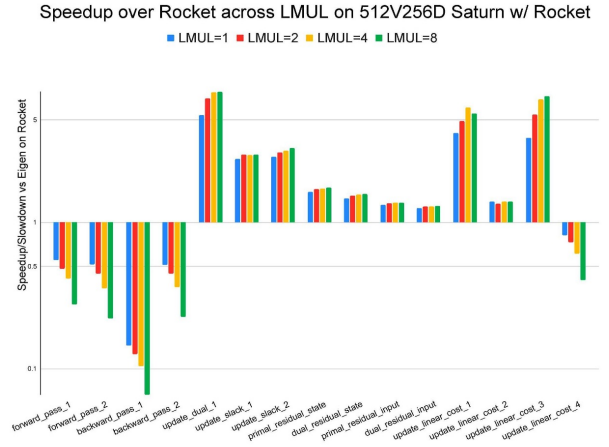


Fig. 4. Accelerating TinyMPC using Saturn with varying sizes of `LMUL`

due to TinyMPC using vector dimensions of 4 and 12 for the iterative kernels, these could only be partially mapped to the 512-bit vector registers, further hindering the use of `LMUL`. Aggressive software loop unrolling allowed variation in the scalar elements across instructions, compensating for the absence of hardware unrolling.

Alternatively, we considered using vector summation using reduction operators (`vfred(ou)sum`) to increase the utilization of vector lanes for wide matrices. However, Saturn currently implements vector reduction serially. Because of this, despite using fewer vector lanes, `vfmac_vf` is better suited than vector reduction.

2) *Operator Fusion*: Another downside of using `matlib` based code for optimizing TinyMPC was the fact that the function boundaries prevented fusing operators across registers. Every time a `matlib` function is called, data are explicitly written back to memory using RVV store intrinsics and must be subsequently loaded back to registers in future invocations. This increases the instructions the frontend must serve to the vector units, and adds additional memory latency. Instead, we wrote optimized implementations of the TinyMPC functions, fusing `matlib` operators by keeping temporary values within



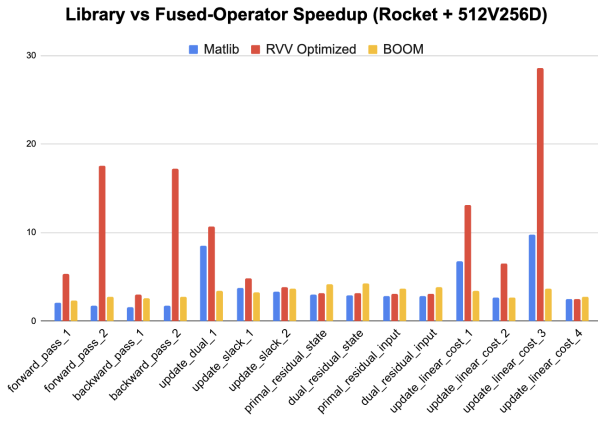


Fig. 5. Library vs Fused-Operator Speedup on Rocket-driven 512V256D Saturn

the vector registers until they need to be written back to the TinyMPC workspace. The impact of these optimizations, along with software unrolling, is depicted in Figure 5.

### B. Optimizations on Systolic Array Gemini

1) *Build a Systolic Array that supports GEMV*: We architect Gemini’s systolic array to support both GEMM and GEMV operations and effectively address the previously limited utilization of processing elements. This expansion of the systolic array change ensures a fair comparison between Saturn and Gemini. The rationale is that Saturn, as a general proposed-vector machine, supports general matrix-vector multiplication (GEMV) and general matrix-matrix multiplication (GEMM) well. However, Gemini is facing the limitation of only  $1/DIM$  utilization in GEMV operations since only one column of the mesh PE’s will be utilized. For example, the utilization is approximately 25% for a mesh with a dimension of  $4 \times 4$ . Systolic array’s utilization decreases when the mesh size increases.

The primary difficulty with the matrix-vector operation  $AB + D$  is the lack of reuse with the  $A$  matrix. No longer can we propagate  $A$  rightwards, as each processing element (PE) requires a new element every cycle. Given the desire for full utilization of the mesh, we first added additional scratchpad banks and modified the execute controller to fetch  $DIM \times DIM$  elements of  $A$  in parallel. By providing mesh  $DIM^2$  elements of  $A$  at every compute cycle, one for each of the PE in the systolic array. Next, to improve the reuse of  $B$ , we broadcast a singular element of  $B$  across all columns. This allows the columns to be independent of one another during GEMV operations. The changes allow all the PE’s to be utilized to compute  $DIM^2$  of  $A \times DIM$  elements of  $B$  for GEMV operation in the systolic array 6.

By re-architecting the original Gemini, the modified GEMV Gemini achieves approximately more than 4x speedup in GEMV by achieving full utilization on such operation while maintaining its’ performance in GEMM. Another benefit is removing the delay across columns, as each input

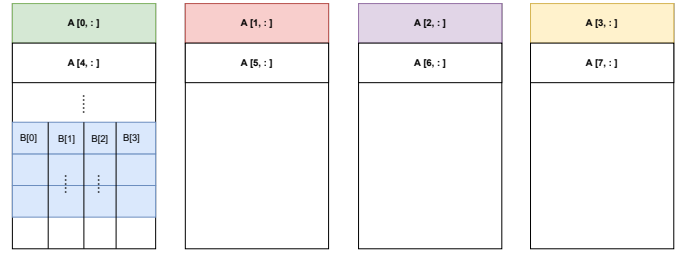


Fig. 6. Example  $DIM = 4$  scratchpad setup with GEMV mesh. The rows of  $A$  are strided across  $DIM$  banks to allow for  $DIM \times DIM$  elements to be accessed at once. The weight vector is stored consecutively in memory.

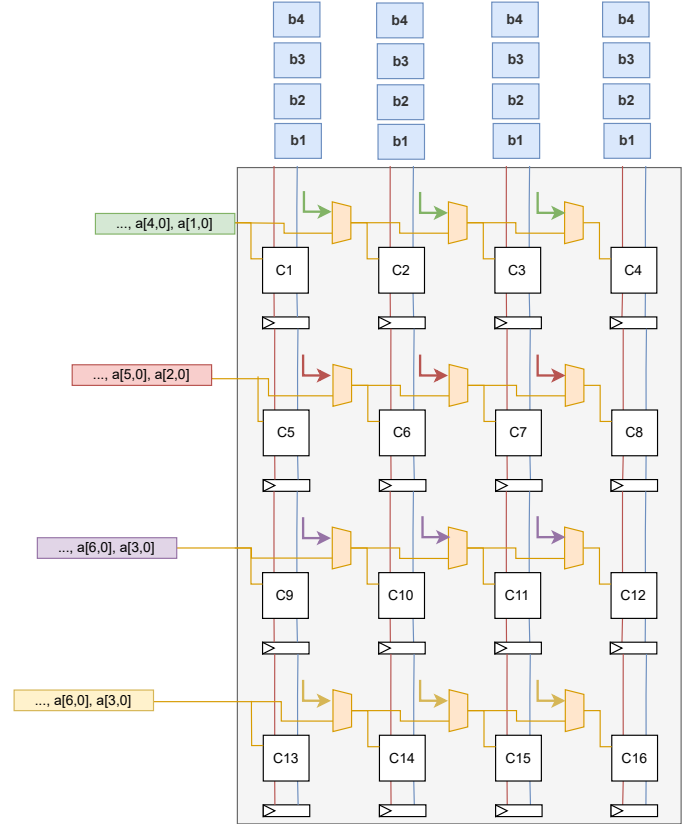


Fig. 7. A  $4 \times 4$  example of the execute controller wiring the elements of  $A$  into the mesh PE’s. It also duplicates the weight and bias vectors, depending on the dataflow, across the columns of the mesh.

can be directly wired to a PE with a mux. The trade-off is that the additional features come at a 2% area cost in a  $4 \times 4$  mesh compared to Gemini’s original design. As depicted in Table II, an additional area is attributed to the extra scratchpad banks since our feature needs at least  $DIM + 1$  banks to ensure all the necessary data for the mesh being loaded in one cycle.  $DIM$  for the elements of input  $A$  and 1 for the biases in weight stationary and weights(vector)  $B$  in output stationary.

The heatmap in Figure 8 illustrates the speedup achieved by our design compared to the original Gemini design over a range of matrix and vector sizes. The x-axis represents the

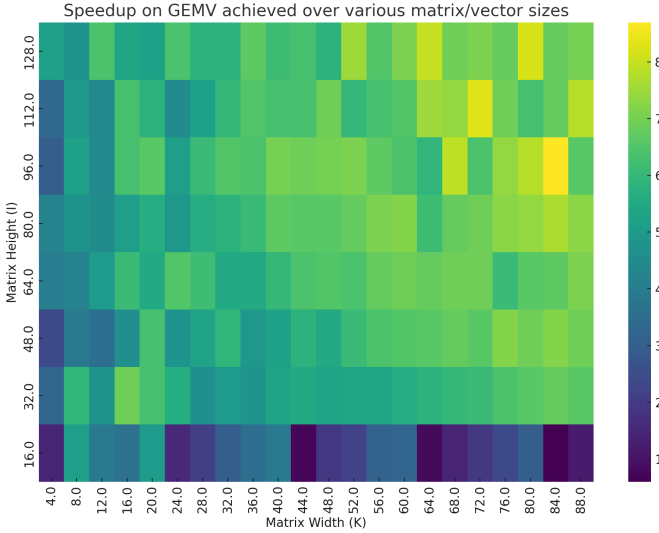


Fig. 8. Speedup on randomly generated GEMV operations achieved by GEMV fine-grained weight stationary workload on Gemini driven by Rocket

matrix width and the vector length (K), while the y-axis shows the matrix height (I). Each cell depicts the relative speedup obtained for a specific combination of matrix and vector dimensions. The result demonstrates that the new GEMV/GEMM systolic array achieves a significant performance improvement over the traditional GEMM systolic array on various size of vector and matrix sizes. On average, the new architecture delivers on average ~6x speedup on GEMV operations while maintaining similar performance for General Matrix-Matrix Multiplication (GEMM).

## 2) Perform Software Optimization on Gemini:

a) *Static Mapping of Kernels:* Static mapping of kernels involves pre-calculating and optimizing the allocation of data and tasks to various processing elements within the hardware. In scenarios involving fixed-size operations like those commonly found in Model Predictive Control (MPC), dimensions, tiling, and indexing can be determined without dynamic memory allocation. This allows for the entire computational workflow to be streamlined, as all necessary instructions—mvin (memory vector in), execute, and mvout (memory vector out)—can be prepared and optimized beforehand. This approach not only simplifies the coding and execution process but also significantly reduces the computational overhead associated with dynamically calculating these parameters during runtime.

b) *Enhanced Instruction Throughput:* By statically mapping kernels and unrolling loops, unnecessary CPU operations, which are typically used to calculate indexing and tiling on the fly, are eliminated. This removal of redundant calculations ensures that the accelerator is not left idle, thus avoiding poor utilization and wasted computational resources. Such optimizations enable a direct feed of optimized instructions

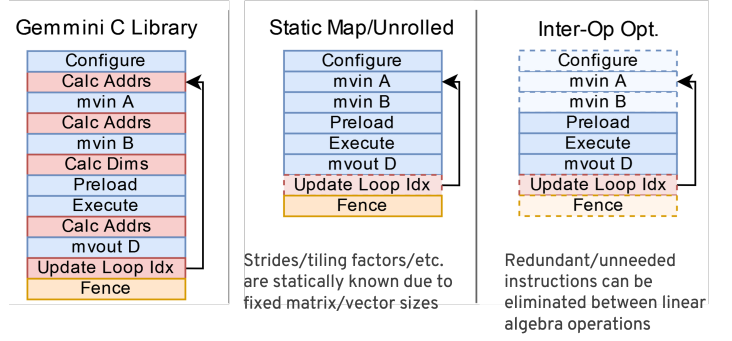


Fig. 9. Optimizing Gemini software mapping with loop unrolling and static mapping

to the accelerator, enhancing the instruction throughput and ensuring that the computational units are continuously active and productive.

c) *Reduction of Redundant Operations:* Beyond improving throughput, this method also involves the removal of redundant operations that do not contribute to the result of the computation. This includes unnecessary configuration commands, fencing operations that ensure data integrity but may be excessive, and redundant data moves (mvin) of data already present in the system. By eliminating these operations, the efficiency of the execution process is further enhanced. Each instruction executed is necessary and directly contributes to the computational goal, minimizing the cycle time and improving the overall speed of computation.

d) *Streamlined Execution and Reduced Latency:* Static mapping of kernels addresses the overhead introduced by default software interfaces, which often include redundant and unnecessary instructions. We streamlined the computation process by leveraging statically known strides, tiling factors, and matrix/vector sizes, eliminating superfluous operations and significantly enhancing the execution efficiency between linear algebra operations. This method ensures that the kernels are optimally aligned with the hardware capabilities, reducing latency and improving throughput.

3) *Use of Gemini's Fine-Grained ISA:* Gemini's coarse-grained instruction set is necessary for most machine learning applications to achieve high mesh utilization. However, coarse-grained instructions require multiple RoCC instructions for configuration, spending 5-7 instructions before beginning execution. Additionally, constructing these RoCC instructions can take multiple cycles due to the bit-shifting that needs to be performed by the scalar CPU to construct the RoCC arguments. For the matrix sizes found in TinyMPC, coarse-grained instructions only map to 2-6 fine-grained instructions, resulting in negligible benefit from hardware instruction sequencing. Furthermore, coarse-grained instructions require the input operands to be stored in memory, preventing additional optimizations from re-using data on Gemini's scratchpad.

However, using the fine-grained ISA requires improved instruction throughput from the CPU, driving the RoCC interface to achieve high utilization of Gemini. To address this, we

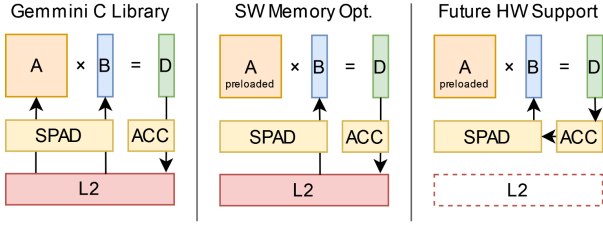


Fig. 10. Optimize on Gemini's Memory Interface to Achieve Scratchpad-Resident

aggressively unroll code, and perform indexing and address calculation at compile-time using static mapping to minimize the overhead of constructing RoCC instructions.

4) *Scratchpad-Resident Linear Algebra Operations*: In order to support data-dependent operations on Gemini, modifying the typical DNN kernel mapping for Gemini was necessary. Typically, inputs to an operation are loaded into Gemini's scratchpad before they are used as inputs to tiled operations, accumulating in Gemini's accumulator memory. These results are then stored back in DRAM before being reused in subsequent operations. However, when performing operations that takes several cycles on Gemini, this overhead severely limits performance. In addition to the latency induced by data movement, explicit fence instructions must be inserted between Gemini store and load instructions, as Gemini's ROB does not track data RAW hazards across memory operations. In our experimentation, this can introduce up to 600 cycles of stalling upon a fence instruction within the iterative phase of TinyMPC.

To avoid this issue, we perform several optimizations to our mapping. First, we load all matrices used by TinyMPC onto the first bank of the scratchpad, in addition to several utility matrices, such as identity and negative identity matrices. Secondly, intermediate results computed by Gemini are directly written to the scratchpad so that they can be immediately reused in subsequent operations. One downside of this approach is that writing to the scratchpad instead of the main memory prevents the use of Gemini's output scaling pipeline, which can be helpful in performing fused scaling/GEMM operations. In order to compensate for this, we allocate additional utility matrices onto the scratchpad, which are commonly used scalar multiples of the identity matrix.

Although it is theoretically possible to perform most of TinyMPC's kernels fully resident on the scratchpad, we only perform this optimization for the iterative passes. The reason for this is when performing GEMV operations using Gemini's original hardware, vectors must be stored in a single column of the destination scratchpad, resulting in inefficient loads when performing element-wide operations, as only one element is loaded per cycle. However, future architectural enhancements to Gemini, such as hardware GEMV support, would allow vectors to be stored and packed across scratchpad rows, addressing this issue.

5) *Output Stationary Dataflow and Elimination of Accumulator Memory*: Storing the outputs of Gemini's compute operations in the scratchpad prevents unnecessary data movement to memory. However, this also prevents the use of hardware accumulators to perform tiled operations on the same partial outputs. To address this, this work uses a Gemini configuration with an output-stationary dataflow. Unlike machine learning workloads, there is not enough significant reuse of weights to benefit from a weight-stationary dataflow, and accumulating within the mesh's PEs eliminates the need for an explicit accumulator memory. Furthermore, although Gemini does not support using coarse-grained instructions for the output stationary dataflow, since coarse-grained instructions are not used for TinyMPC, there is no drawback to using the output stationary dataflow from a programming interface perspective.

6) *Activation Functions and Pooling*: Although linear operations such as vector addition and subtraction, scalar multiplication, and GEMV can be performed solely using Gemini's mesh, other operations such as absolute value and min/max cannot be performed. Absolute value is required to perform the strip-mining operations in TinyMPC on Gemini. However, as depicted in Equation 1, the absolute value can be implemented using ReLU, an activation function natively supported by Gemini. This allows Gemini to fully compute the strip-mining operations and utilizes Gemini's ability to fuse activation functions with tiled operations on the mesh.

$$\text{abs}(x) = \text{ReLU}(x) + \text{ReLU}(-x) \quad (1)$$

Additionally, ReLU can also be used to clip a value to an upper or lower bound, which is required for updating slack variables in TinyMPC. However, these operations can be also performed using ReLU using Equations 2 and 3.

$$\text{clip}_{\text{low}}(x, \min) = \text{ReLU}(x - \min) + \min \quad (2)$$

$$\text{clip}_{\text{high}}(x, \max) = -\text{ReLU}(-x + \max) + \max \quad (3)$$

Finally, computing the residuals of TinyMPC requires calculating a global maximum across vectors of approximately 100 elements each. While this could potentially implemented using sequences of ReLU operations, computing a maximum between two arbitrary vectors would require over 5 operations, achieving comparable performance to simply using a scalar CPU. However, to avoid computing the entire maximum on the scalar core, Gemini's hardware support for max-pooling and be utilized. By using a pool-size of 2 when moving out to shared memory, Gemini can perform a reduction across 4 scratchpad rows. This can potentially be increased by increasing the hardware pooling dimensions. Although this does not enable max reduction within a scratchpad row, this still reduces the max reduction needed to be performed on the CPU by a factor of 4.



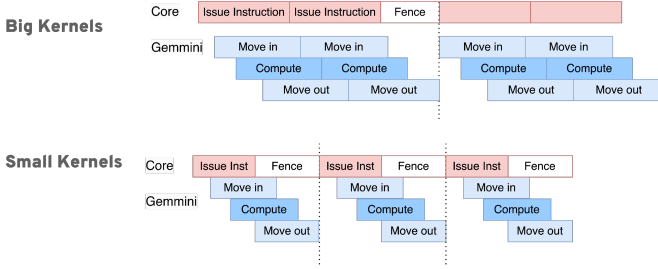


Fig. 12. challenge of Gemini's Synchronization Interface

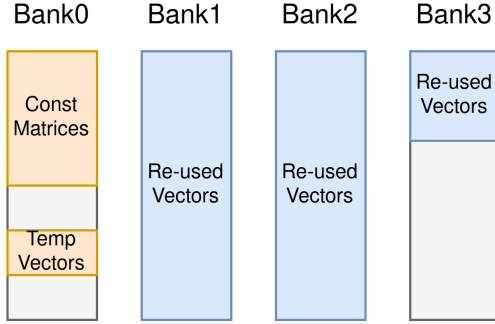


Fig. 11. Mapping of the TinyMPC Solver Workspace to Gemini Scratchpad

7) *Develop Fine-Grained Synchronization Interface* : This optimization targeted the reduction of synchronization overheads in memory interfaces, which can significantly hamper the computational efficiency in parallel processing environments. By streamlining the synchronization processes and enhancing the communication protocols between CPU and Gemini, the fence instruction can be reduced to avoid stall on the CPU side. This reduces the time wasted waiting for memory accesses and synchronization, improving the overall system responsiveness and throughput.

By integrating both software and hardware optimizations, we ensure the following evaluation reflects the strengths and limitations of each architectural design. This comprehensive approach also allows us to understand better how different architectures can be optimized and utilized for the complex, diverse demands of modern robotic and machine-learning applications.

## VI. EVALUATION

We conduct a detailed profiling and synthesis to explore the trade-offs between area, performance, and utilization of each backend. First, we carried out the comparison over standard benchmarks between RISC-V cores, vector core Saturn, and the systolic array, Gemini, specifically General Matrix-Vector Multiplication (GEMV) and General Matrix-Matrix Multiplication (GEMM). Second, we particularly evaluated each backend in the context of robotics applications with the target workloads. By synthesizing different architectural configurations, we understand the strengths and limitations of each approach under varying computational loads, and analyze

the trade-off between performance, area, and utilization across all designs.

### A. Performance Evaluation

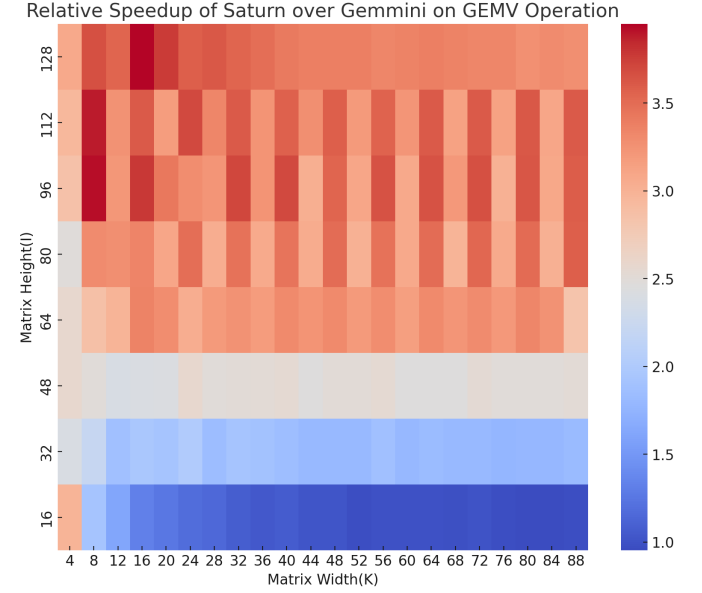


Fig. 13. Speedup Achieved by Saturn over Gemini on Randomly Generated GEMV Operations

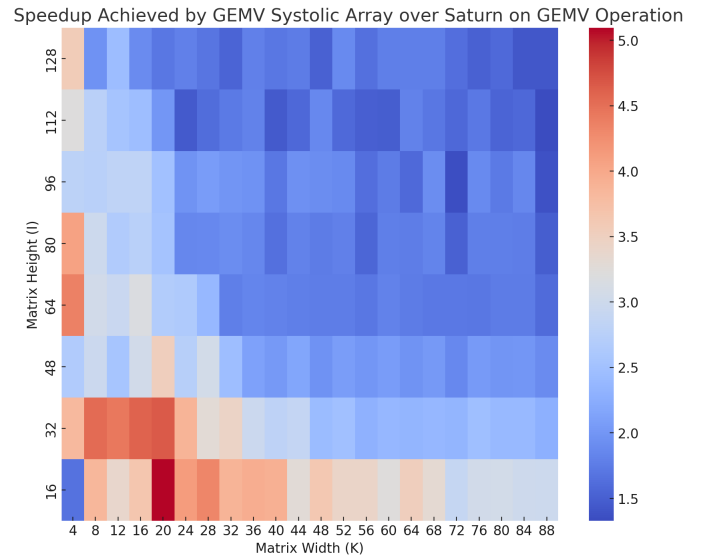


Fig. 14. Speedup Achieved by GEMV Gemini over Saturn on Randomly Generated GEMM Operations

1) *Kernel-level Evaluation*: The heatmap in Figure 13 and Figure 15 shows the performance patterns of vector architec-

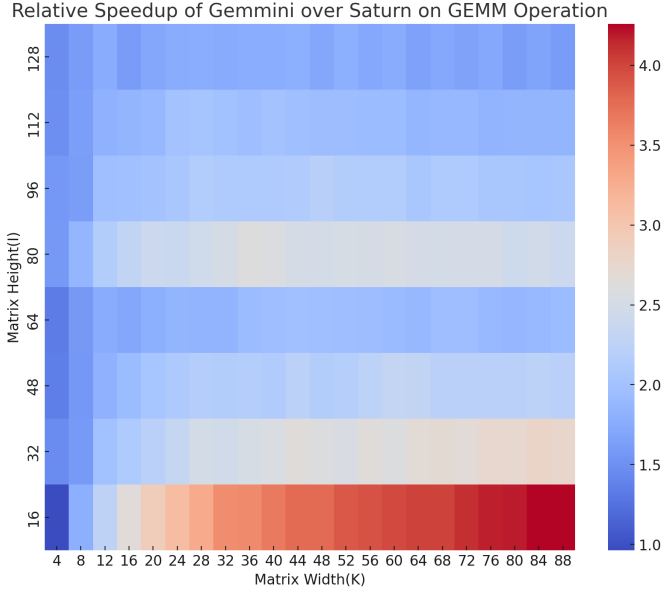


Fig. 15. Speedup Achieved by Saturn over Gemini on Randomly Generated GEMM Operations

ture and systolic array on different operations. Each backend has its unique strength over the other with different operations.

Figure 13 shows the speedup achieved by Saturn compared to the original Gemini design when performing GEMV operations over a range of randomly generated matrix and vector sizes. Here both backends are driven by a simple in-order RISC-V core, Rocket [1]. The x-axis represents the matrix width and the vector length(K), while the y-axis shows the matrix height (I). Each cell depicts the relative speedup obtained for a specific combination of matrix and vector dimensions. On average, Saturn delivers on average  $\sim 2.78\times$  speedup on GEMV operations, as Gemini’s original architecture can only utilize one column of its mesh for this workload.

After adding the GEMV support, Gemini’s performance on GEMV operations improved significantly by over 5x on average, which allows Gemini’s to outperform Saturn by  $2.34\times$  in various vector and matrix sizes. However, Saturn must perform matrix-vector operations using vector-scalar operations, broadcasting one element of the vector to perform parallel reductions. The GEMV kernel uses register grouping with  $LMUL=8$  to reduce instruction throughput requirements from the front end. However, driven by a simple Rocket core, for small matrix heights (I), this kernel cannot make full use of the grouped registers. In this case, Gemini, which can perform sequenced operations using the K dimension, performs comparably to Saturn.

On the other hand, Figure 15 shows the speedup of Gemini relative to Saturn for GEMM operations. For large matrix dimensions, both architectures perform comparably, as they

can achieve high utilization of their PEs. However, for smaller matrices, Gemini benefits from having a more flexible instruction sequencer through its FSM, which can automatically generate a sequence of load, compute, and store instructions, while Rocket must explicitly issue vector instructions to Saturn without being able to take advantage of register grouping for short vectors.

The result demonstrates that the distinct strength of both types of architecture. In general, the vector core performs better than the original Gemini for GEMV operations, and the systolic array achieves a significant performance for GEMM since it exploits the 2D spacial attribute of matmul operation.

2) *End-to-end Workload Evaluation*: To compare the performance of hardware backends on real robotic workload, we evaluated all the hardware designs’ performance in computing TinyMPC. Figure 20 plots each hardware configuration using its area, as well as the average frequency at which it can execute the ADMM solver used in TinyMPC. Furthermore, this chart highlights the Pareto-optimal frontier for this application. Reflecting the efficiency gains of switching to specialized architecture compared to general-purpose processors, all design points from both Saturn and Gemini lie above the frontier set by the scalar cores, Rocket, LargeBoom, and MegaBoom.

a) *Performance Evaluation of RISC-V CPUs*: Breaking down the performance within each category, we profiled representative architecture candidates from each categories: RISC-V CPU cores, RISC-V CPU with vector extensions Saturn [28], and the CISC-style systolic array Gemini [9], where RISC-V CPU cores includes simple in-order core [1], superscalar in-order core, out-of-order BOOM core [3], a more performant out-of-order MegaBOOM core with 2FPUs [29]. When comparing end-to-end performance of control workloads, we use Rocket running optimized scalar Eigen code as a baseline. However, when evaluating the performance of individual kernels, we use the `matlib` implementation of the kernel; although `matlib` is not as performant as Eigen, our `matlib` implementation has the same interface as the accelerated implementation of each kernel.

The different BOOM configurations showcase varying specifications designed for specific performance needs. The Small BOOM has a fetch width of 4, a decode width of 1, and three instruction queues (IQ) for memory (mem), integer (int), and floating-point (fp) pipelines. The Mid BOOM also features a fetch width of 4 but increases the decode width to 2, enhancing its IQ configurations with mem having 1 issue and 2 dispatches, int with 2 issues and 2 dispatches, and fp with 1 issue and 2 dispatches. The Large BOOM continues with a fetch width of 4 and a decode width of 1, increasing dispatch capacity with mem, int, and fp pipelines featuring more dispatch capabilities. The Mega BOOM expands further with a fetch width of 8 and a decode width of 4, having each pipeline’s IQ equipped for higher issue and dispatch rates.

As the CPU configuration scales up, the performance over the end-to-end workload grows, especially when the CPU exploits out-of-order and superscalar, as seen in BOOM’s performance improvements. CPUs also deliver better perfor-

mance when dedicated instruction queues for each pipeline to drive instruction-level parallelism, which maximizes the CPU’s compute availability. However, this increased performance margin comes with the cost of area overhead and power consumption. All the CPU configurations fail to perform efficiently, as shown in the Pareto optimal Figure 20 analysis.

*b) Performance Evaluation of Saturn:* Saturn shows a strong performance across a variety of operations but seems particularly effective in tasks like primal and dual state updates, residual calculations, and linear operations based on Figure 16. This could suggest efficient utilization of vector operations which can process multiple data points in a single instruction, enhancing throughput and decreasing cycle time for these specific tasks.

In operations where high data parallelism is exploitable, Saturn tends to perform better, which is evident from the consistent high speedup factors, particularly in the last chart, where it achieves a very high speedup in several operations. In these cases, Saturn can fully map operations to vector registers without significant overhead from handling tail-cases and can make use of instruction sequencing and register grouping.

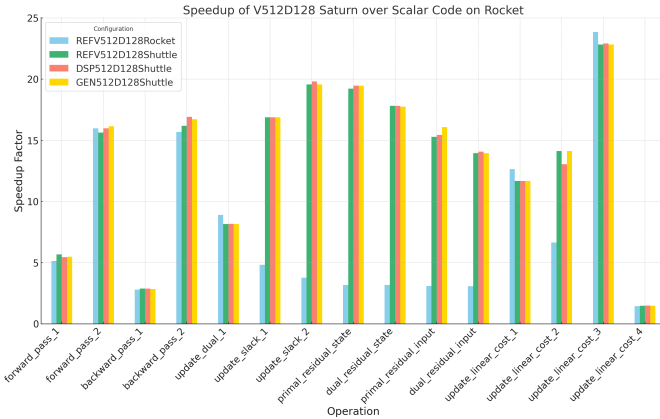


Fig. 16. Performance of Saturn(V512D128) on End-to-End Workload TinyMPC with Kernel Breakdown

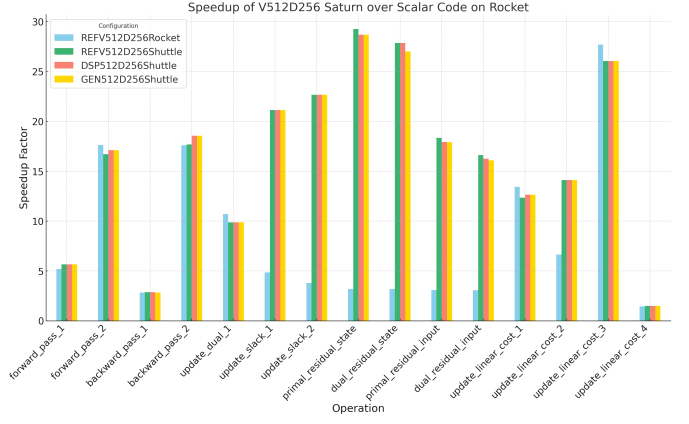


Fig. 17. Performance of Saturn(V512D256) on End-to-End Workload TinyMPC with Kernel Breakdown

*c) Performance Evaluation of Gemini:* Gemini’s performance peaks in specific operations like forward passes and linear cost updates, as shown in chart18, suggesting that its architecture is highly optimized for scenarios where matrix-vector operations are dominant. The significant variability in Gemini’s performance across different operations may indicate its specialized nature, excelling greatly in its niche (matrix operations) but perhaps not as flexible or efficient for other types of data processing tasks compared to general-purpose vector processors like Saturn.

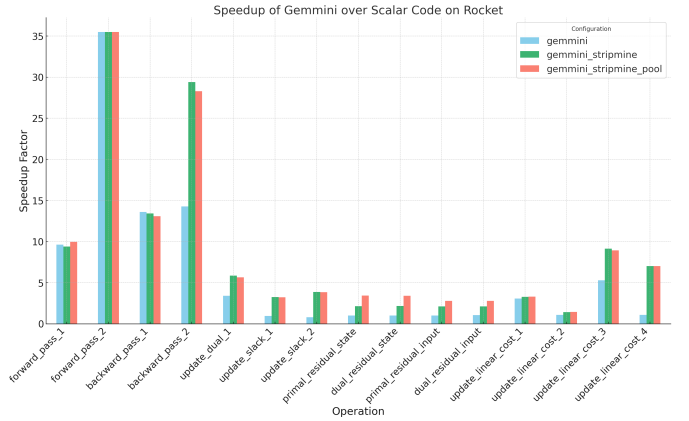


Fig. 18. Performance of Gemini(4x4 FP Mesh) on end-to-end workloads with TinyMPC with kernel breakdowns.

*d) Comparison Setup:* Furthermore, we conducted an initial comparison between Gemini and Saturn to better understand each architecture’s relative performance and their unique strengths in certain types of operations. The configurations are carefully chosen, such as Gemini with 4x4 FP Mesh and Saturn V512D512, both driven by Rocket. These configurations ensure the backends of each architecture

have equal amounts of PEs, thus allowing them to perform theoretically the same FLOPs/cycle. Besides the same computational capacity of the backend of each candidate, choosing the front end to be Rocket for both also allows the instructional throughput to be relatively similar among both candidates.

At a high level, Saturn shows more uniform and often higher speedup across a broad range of operations, suggesting better general-purpose usability with its vector extensions, especially for varied computational tasks. On the other hand, Gemini excels in specific tasks tailored to its systolic array architecture, achieving exceptional speedup in matrix-related operations but showing less versatility across a broad spectrum of computational tasks.

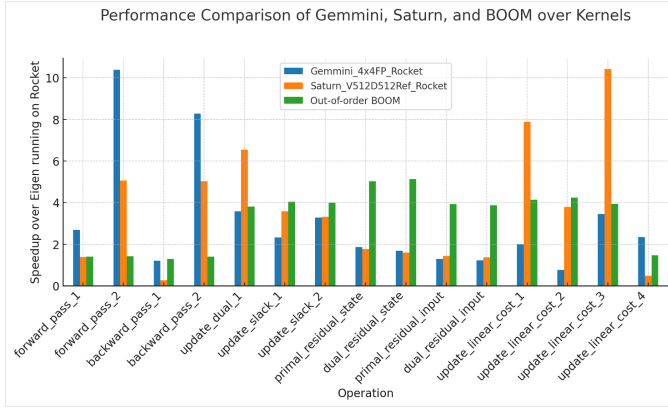


Fig. 19. End-to-End Performance Comparison of Saturn vs Gemini on End-to-End Workload TinyMPC with Kernel Breakdown

#### e) Performance Comparison Across all Architectures:

Due to the flexible nature of the RVV vector instruction set as well as the Saturn generator, we were able to evaluate many hardware configurations using the same software mapping. By using RVV intrinsics and dynamically computing  $VLMAX$ , the same binary can be executed on ever hardware configuration evaluated. Due to the fact that the iterative functions within TinyMPC can often only utilize 4 vector lanes at most, Saturn configurations with a DLEN of 128 are more efficient compared to their counterparts with a DLEN of 256. Furthermore, achieving the highest optimal performance required both a superscalar Shuttle frontend and a DLEN=256 backend. However, interestingly, the single-issue reference design outperformed the DSP and general-purpose Saturn configurations for a DLEN=256, despite the fact that both of those configurations should outperform the single-issue reference design. Further investigations could include evaluating more area-minimal Saturn configurations. Currently, under  $1.4mm^2$ , a Rocket core is the most efficient implementation. However, minimal Saturn configurations could result in improved performance in this domain due to Saturn’s instruction sequencing. For higher-performance configurations, hardware support for explicitly operating on small, dense matrices could improve Saturn’s

performance as the vector and datapath lengths scale beyond what was evaluated in this work.

Evaluating multiple configurations for Gemini was more challenging, as programming Gemini using its low-level assembly interface requires manual rewriting across changes to the mesh. Because of this, we primarily focused on creating a single, well-optimized implementation for the OSGeminiRocket configuration, which uses a  $4 \times 4$  output-stationary FP32 mesh, evaluated with both a 64KB and 32KB scratchpad. Furthermore, we include the area report for an equivalent weight stationary design, which requires the generation of a 1KB accumulator memory for computing intermediate results. However, this implementation has significantly worse performance due to the fact that the software optimizations aside from software unrolling and static mapping have not been implemented for this design. Under an area window of  $1.5mm^2$  to  $2.3mm^2$ , Gemini is the optimal design, even without the use of hardware support for GEMV operations. In this case, the efficiency improvements could be due to the ability to fuse scaling and matrix operations, alongside the fact that the fine-grained instruction sequencing works well with blocks of matrices that are multiples of 4. To achieve a more thorough understanding of Gemini’s end-to-end performance characteristics, future evaluations can consider other mesh dimensions, smaller scratchpad capacities, as well as hardware modifications such as the GEMV support presented in this work, as well as activation and pooling functions suitable for classical control workloads.

#### B. Area Evaluation

To understand area synthesis was run on Saturn and Gemini are both measured in the ASAP7 toolkit [6]. We found that both Gemini and Saturn consume relatively smaller areas than an out-of-order MegaBOOM core with 2FPU [29]. Gemini has smaller areas overhead ( $1.5-2mm^2$ ). A breakdown of the area for a  $4 \times 4$  output stationary Gemini with a 32KB scratchpad and a V512D256 reference Saturn, both driven by a Rocket core, is depicted in Figure 21. Proportionally, the FPFMA’s in Gemini’s mesh combined with the scratchpad contribute to a greater proportion of the design than in Saturn. However, this is because Saturn also supports a vectorized integer pipeline. Additionally, Gemini’s scratchpad has 16x the capacity of the Saturn register file despite only using 35% more area. This is because the scratchpad is synthesized with SRAMs, whereas the Saturn design uses flip-flops. This suggests that Saturn’s area could be significantly improved by using a more dense memory technology for the register file and by replacing the integer backend with a simplified scalar design to better align with the computing requirements of robotics workloads.

Additional area report Table II provides a comparison of Gemini with and without our GEMV architectural change. The additional 2% area increment in a  $4 \times 4$  mesh is attributed to the extra scratchpad banks since our feature needs at least  $DIM + 1$  banks to ensure all the necessary data for the mesh is loaded in one cycle. In all runs, we configured

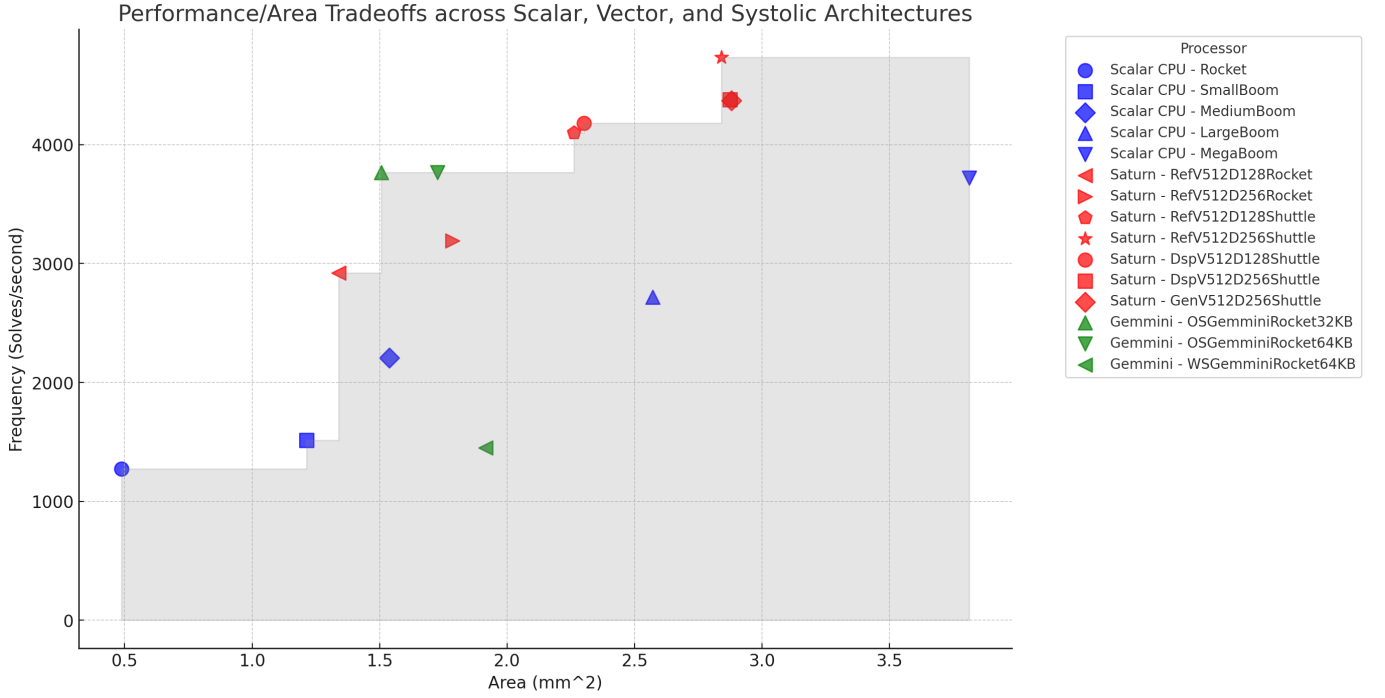


Fig. 20. Saturn vs Gemini Performance vs Area Tradeoffs

Gemmini to have  $DIM + 1$  scratchpad banks, rounded up to the nearest power of 2. This is a current requirement of a legal Gemini configuration; however, we would like to address this constraint in the future. Currently, as  $DIM$  scales, the utilization of these extra banks decreases, making a  $16 \times 16$  mesh where 15 banks are in excess impractical. This can be attributed to the extra logic per scratchpad bank, as traditional Gemini only utilizes the 2 banks in a single computer. The area is largely dominated by scratchpad banks, which would benefit from the changes stated above. Looking further, the mesh area has been insignificantly impacted by our design due to the lack of logic between the mesh columns. On the other hand, ExecuteController grows 9.2% in size between  $4 \times 4$  GEMM and  $4 \times 4$  GEMV as it shoulders more responsibility to distribute data from different scratchpad banks to every PE. This relationship appears to be linear as  $DIM$  scales, as the area grows by 18% between  $8 \times 8$  GEMM and  $8 \times 8$  GEMV.

## VII. CONCLUSION

Our profiling and optimization across various computing platforms ranging from CPUs and vector machines to domain-specialized accelerators encompass both kernel-level benchmarks and a comprehensive end-to-end robotic workload. We rigorously compare integrated accelerators like RISC-V cores with vector extensions to more decoupled systems such as systolic arrays, evaluating their performance, area efficiency, and utilization. This exploration not only quantifies the tradeoffs inherent between these architectural paradigms but also

TABLE I  
PERFORMANCE AND AREA METRICS OF SCALAR, VECTOR, AND SYSTOLIC ARCHITECTURES

Categories	Configurations	Area ( $\mu m^2$ )	Performance (Cycles/solve)
CPU	TinyRocket	186,963	—
	Rocket	486,287	392,261.0
	Shuttle	826,608	—
	SmallBoom	1,212,513	330,139.0
	MediumBoom	1,537,374	226,510.4
	LargeBoom	2,570,964	183,907.0
	MegaBoom	381,402.3	134,356.7
Saturn	RefV512D128Rocket	1,340,095	171,189.4
	RefV512D256Rocket	1,786,260	156,721.1
	RefV512D128Shuttle	2,262,203	121,870.0
	RefV512D256Shuttle	2,840,849	105,611.2
Gemini	OSGemminiRocket32KB	1,506,498	132,696.9
	OSGemminiRocket64KB	1,726,167	132,696.9
	WSGemminiRocket64KB	1,916,970	344,682.5
	OSGemminiRocket64KB	2147008	132,696.9

underscores how the choice of hardware architecture is contingent upon specific workload characteristics and application demands.

This project conducted a thorough design space exploration for architecture research for classical and optimization-based algorithms for embedded robotics applications. Different architectures are optimal under each area constraint, and well-optimized software mappings are critical to achieve improved performance. To address these challenges and open questions, future work will involve design-space exploration across a



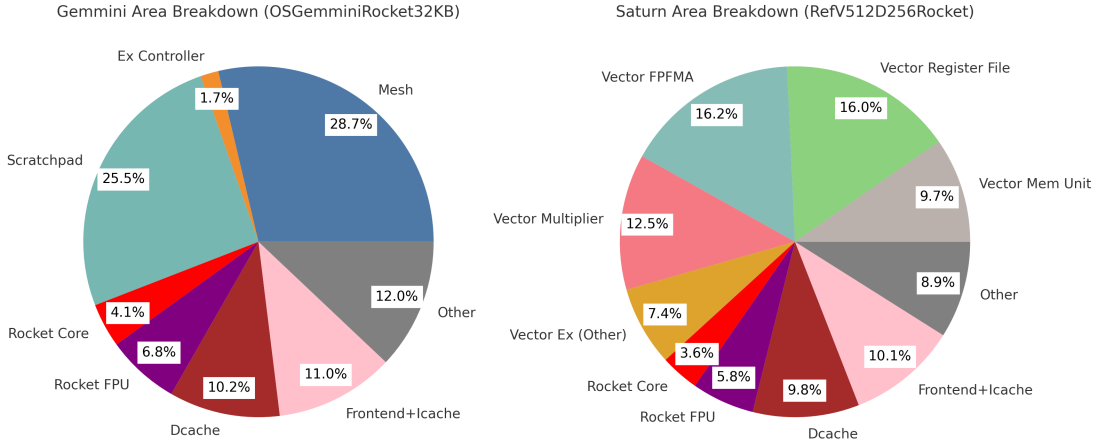


Fig. 21. Gemini vs Saturn area breakdown

	4x4 GEMM			4x4 GEMV			8x8 GEMM			8x8 GEMV		
	Cell Count	Area	Percentage	Cell Count	Area	Percentage	Cell Count	Area	Percentage	Cell Count	Area	Percentage
RocketTile	355448	2981579.833	100.00%	364171	3431062.477	100.00%	444474	3029321.036	100.00%	509930	3218630.633	100.00%
Gemmini	264805	2488116.71	83.45%	273528	2937598.421	85.62%	353629	2535848.862	83.71%	419434	2725373.477	84.67%
Scratchpad	84384	1998508.846	67.03%	89943	2439544.441	71.10%	116586	1908130.736	62.99%	133421	2054100.891	63.82%
Mesh	17669	43827.618	1.47%	17635	44323.8	1.29%	70045	173683.16	5.73%	69949	176043.669	5.47%
ExecuteController	27391	71909.518	2.41%	29640	78528.903	2.29%	84120	212707.921	7.02%	98092	248889.148	7.73%
ReservationStation	20193	63583.088	2.13%	20447	64351.589	1.88%	19564	61376.576	2.03%	19627	61567.409	1.91%
LoadController	3760	11669.458	0.39%	3746	11723.614	0.34%	3852	11987.269	0.40%	3870	11956.434	0.37%
StoreController	5444	13872.202	0.47%	5454	13884.839	0.40%	5304	13378.469	0.44%	5304	13377.983	0.42%
Other	90643	493463.123	16.55%	106663	285241.235	8.31%	54158	154584.731	5.10%	62357	159437.943	4.95%

TABLE II  
COMPARISON OF AREA WITH GEMV SUPPORT ENABLED

broader spectrum of hardware design spaces, as well as robotics algorithms. Furthermore, to facilitate rapid evaluation of new hardware designs, we are currently building upon the lessons learned in this work to develop automated code-generation flows to emit optimized embedded solvers on top of the `matlib` interface, with the end goal of being able to pass in hardware configurations and robot parameters (which impact matrix and vector sizes), generating optimized libraries for the desired targets.

## VIII. APPENDIX

As part of our benchmarking process in this project, we have developed new features and infrastructure in the following repositories:

- Profiling and Acceleration Result: [https://github.com/ucb-bar/Accelerated-TinyMPC/tree/rvv\\_handopt](https://github.com/ucb-bar/Accelerated-TinyMPC/tree/rvv_handopt)
- `matlib` interface:
  - <https://github.com/kris-dong/matlib>
  - <https://github.com/ucb-bar/Baremetal-NN/>
- Gemini GEMV Hardware: <https://github.com/ucb-bar/gemmini/tree/gemv-support>
- Gemini GEMV Software: <https://github.com/ucb-bar/gemmini-rocc-tests/tree/gemv-support>

## REFERENCES

- [1] K. Asanovic, R. Avizienis, J. Bachrach, S. Beamer, D. Biancolin, C. Celio, H. Cook, D. Dabbel, J. Hauser, A. Izraelevitz, S. Karandikar, B. Keller, D. Kim, J. Koenig, Y. Lee, E. Love, M. Maas, A. Magyar, H. Mao, M. Moreto, A. Ou, D. A. Patterson, B. Richards, C. Schmidt, S. Twigg, H. Vo, and A. Waterman, “The Rocket Chip Generator,” EECS Department, University of California, Berkeley, Tech. Rep., 2016.
- [2] L. S. Blackford, A. Petitet, R. Pozo, K. Remington, R. C. Whaley, J. Demmel, J. Dongarra, I. Duff, S. Hammarling, G. Henry *et al.*, “An updated set of basic linear algebra subprograms (blas),” *ACM Transactions on Mathematical Software*, vol. 28, no. 2, pp. 135–151, 2002.
- [3] C. P. Celio, *A Highly Productive Implementation of an Out-of-Order Processor Generator*. eScholarship, University of California, 2017.
- [4] Y.-H. Chen, T. Krishna, J. Emer, and V. Sze, “Eyeriss: An energy-efficient reconfigurable accelerator for deep convolutional neural networks,” in *IEEE International Solid-State Circuits Conference, ISSCC 2016, Digest of Technical Papers*, 2016, pp. 262–263.
- [5] B. Chrétien, A. Escande, and A. Kheddar, “Gpu robot motion planning using semi-infinite nonlinear programming,” *IEEE Transactions on Parallel and Distributed Systems*, vol. 27, no. 10, pp. 2926–2939, 2016.
- [6] L. Clark, V. Vashishtha, L. Shifren, A. Gujia, S. Sinha, B. Cline, C. Ramamurthy, and G. Yeric, “ASAP7: A 7-nm FinFET Predictive Process Design Kit,” *Microelectronics Journal*, 2016.
- [7] W. J. Dally, S. W. Keckler, and D. B. Kirk, “Evolution of the graphics processing unit (gpu),” *IEEE Micro*, vol. 41, no. 6, pp. 42–51, 2021.
- [8] R. Featherstone, *Rigid body dynamics algorithms*. Springer, 2014.
- [9] H. Genc, A. Haj-Ali, V. Iyer, A. Amid, H. Mao, J. Wright, C. Schmidt, J. Zhao, A. Ou, M. Banister, Y. S. Shao, B. Nikolic, I. Stoica, and K. Asanovic, “Gemmini: An Agile Systolic Array Generator Enabling Systematic Evaluations of Deep-Learning Architectures,” 2019.
- [10] G. Guennebaud, B. Jacob *et al.*, “Eigen v3,” <http://eigen.tuxfamily.org>, 2010.
- [11] N. P. Jouppi, C. Young, N. Patil, D. Patterson, G. Agrawal, R. Bajwa, S. Bates, S. Bhatia, N. Boden, A. Borchers *et al.*, “In-datacenter performance analysis of a tensor processing unit,” in *Proceedings of the 44th annual international symposium on computer architecture*, 2017, pp. 1–12.
- [12] C. Kozyrakis and D. Patterson, “Vector vs. superscalar and vliw architectures for embedded multimedia benchmarks,” in *35th Annual IEEE/ACM International Symposium on Microarchitecture (MICRO-35), Proceedings*. Istanbul, Turkey: IEEE Computer Society, 2002, pp. 283–293.
- [13] R. Li, X. Huang, S. Tian, R. Hu, D. He, and Q. Gu, “Fpga-based design and implementation of real-time robot motion planning,” in *2019 9th International Conference on Information Science and Technology (ICIST)*. IEEE, 2019, pp. 216–221.
- [14] S. Lian, Y. Han, X. Chen, Y. Wang, and H. Xiao, “Dadu-p: A scalable accelerator for robot motion planning in a dynamic environment,” in *2018 55th ACM/ESDA/IEEE Design Automation Conference (DAC)*. IEEE, 2018, pp. 1–6.
- [15] J. Liang, V. Makovychuk, A. Handa, N. Chentanez, M. Macklin, and D. Fox, “Gpu-accelerated robotic simulation for distributed reinforcement learning,” in *Conference on Robot Learning*. PMLR, 2018, pp. 270–282.
- [16] S. Murray, W. Floyd-Jones, Y. Qi, G. Konidaris, and D. J. Sorin, “The microarchitecture of a real-time robot motion planning accelerator,” in *2016 49th Annual IEEE/ACM International Symposium on Microarchitecture (MICRO)*. IEEE, 2016, pp. 1–12.
- [17] K. Nguyen, S. Schoedel, A. Alavilli, B. Plancher, and Z. Manchester, “Tinympc: Model-predictive control on resource-constrained microcontrollers,” 2024.
- [18] D. Nikiforov, S. K. Dong, C. L. Zhang, S. Kim, B. Nikolic, and Y. S. Shao, “Rosé: A hardware-software co-simulation infrastructure enabling pre-silicon full-stack robotics soc evaluation,” in *Proceedings of the 50th Annual International Symposium on Computer Architecture*, 2023, pp. 1–15.
- [19] B. Plancher, S. M. Neuman, T. Bourgeat, S. Kuindersma, S. Devadas, and V. J. Reddi, “Accelerating robot dynamics gradients on a cpu, gpu, and fpga,” *IEEE Robotics and Automation Letters*, 2021.
- [20] U. B. A. Research, “Shuttle: A rocket-based risc-v superscalar in-order core,” <https://github.com/ucb-bar/shuttle>, 2024, accessed: 2024-05-10.
- [21] R. M. Russell, “The cray-1 computer system,” *Communications of the ACM*, vol. 21, no. 1, pp. 63–72, 1978.
- [22] J. Sacks, D. Mahajan, R. C. Lawson, B. Khaleghi, and H. Esmaeilzadeh, “Robox: An end-to-end solution to accelerate autonomous control in robotics,” in *2018 ACM/IEEE 45th Annual International Symposium on Computer Architecture (ISCA)*, 2018, pp. 479–490.
- [23] A. Suleiman, Z. Zhang, L. Carlone, S. Karaman, and V. Sze, “Navion: A 2-mw fully integrated real-time visual-inertial odometry accelerator for autonomous navigation of nano drones,” *IEEE Journal of Solid-State Circuits*, vol. 54, no. 4, pp. 1106–1119, 2019.
- [24] Z. Wan, B. Yu, T. Y. Li, J. Tang, Y. Zhu, Y. Wang, A. Raychowdhury, and S. Liu, “A survey of fpga-based robotic computing,” *IEEE Circuits and Systems Magazine*, vol. 21, pp. 48–74, 2020. [Online]. Available: <https://api.semanticscholar.org/CorpusID:221654980>
- [25] —, “A survey of fpga-based robotic computing,” 2021.
- [26] T. Wang, C. Wang, X. Zhou, and H. Chen, “A survey of fpga based deep learning accelerators: Challenges and opportunities,” *arXiv preprint arXiv:1901.04988*, 2018.
- [27] Z. You *et al.*, “A macroscopic analysis of gpu power consumption,” in *Proceedings of the USENIX Conference on Networked Systems Design and Implementation (NSDI)*, 2023. [Online]. Available: <https://www.usenix.org/conference/nsdi23/presentation/you>
- [28] J. Zhao, D. Grubb, M. Rusch, T. Wei, B. Nikolic, and K. Asanovic, “Instruction sequencing in short-vector microarchitectures,” *Under submission to MICRO*, 2024.
- [29] J. Zhao, B. Korpan, A. Gonzalez, and K. Asanovic, “Sonicboom: The 3rd generation berkeley out-of-order machine,” in *Fourth Workshop on Computer Architecture Research with RISC-V*, 2020.