
Neural Signal Operated Intelligent Robot: Human-guided Robot Maze Navigation through SSVEP

Jiarui Tang

Qingdao Academy
Qingdao, Shandong, China 266111
often0011@outlook.com

Tingrui Sun

Qingdao Academy
Qingdao, Shandong, China 266111

Siwen Wang

Qingdao Academy
Qingdao, Shandong, China 266111
wangsiwen@qdzx.net

Abstract

Brain-computer Interface (BCI) applications based on steady- state visual evoked potentials (SSVEP) have the advantages of being fast, accurate and mobile [Norcia et al., 2015]. SSVEP is the EEG response evoked by visual stimuli that are presented at a specific frequency, which results in an increase in the EEG at that same frequency. In this paper, we proposed a novel human-guided maze solving robot navigation system based on SSVEP. By integrating human's intelligence which sees the entirety of the maze, maze solving time could be significantly reduced. Our methods involve training an offline SSVEP classification model, implementing the robot self-navigation algorithm, and finally deploy the model online for real-time robot operation. Our results demonstrated such system to be feasible, and it has the potential to impact the life of many elderly people by helping them carrying out simple daily tasks at home with just the look of their eyes.

1 Introduction

Brain-computer Interface (BCI) applications based on steady- state visual evoked potentials (SSVEP) have the advantages of being fast, accurate and mobile. The SSVEP is the EEG response evoked by visual stimuli that are presented at a specific frequency, which results in an increase in the EEG at that same frequency [Yang et al., 2022]. The majority of SSVEP applications focus on the spelling task. Usually the subjects are asked to stare at a group of letters flashing at different rate on the screen, and EEG data is simultaneously recorded to decode which letter the subject is currently looking at. Many researchers in the field are constantly working on expanding the number of classes for classification as well as the accuracy of the classification algorithm [Zhao et al., 2021] [Chen et al., 2023]. Robot maze navigation has always been a challenging field in computer algorithms. Being able to design a robot that is capable of making real-time decisions and solve unexpected problems post a great challenge [Magallán-Ramírez et al., 2022]. The current directions of robot maze navigation has been focused on equipping the robot with more sensors to acquire more information and improving path finding algorithms [Aqel et al., 2017]. Most of the existing algorithms rely solely on the robots to make its own decision, such method could be advantageous in applications which human supervision cannot be provided. However, in some applications in which a human supervisor is available and time is a key factor, it may be advantageous for human and robot collaboration [Vysocky and Novak,

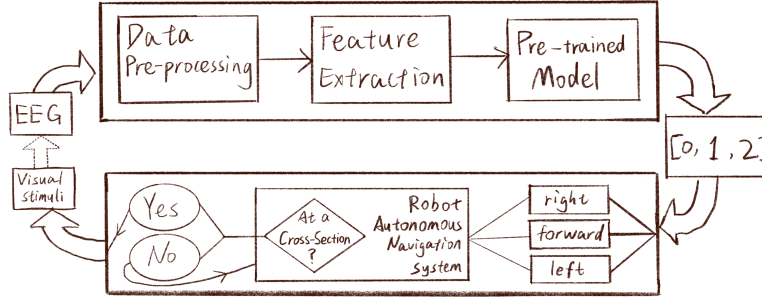


Figure 1: Closed-loop block diagram of the neural operated robot system

2016]. In this paper, we propose a novel robot maze navigation system with contactless human guidance through SSVEP. Combining with the human’s intelligence that sees the entirety of the maze, the robot could navigate its way out of the maze more efficiently. We believe such a human machine collaboration scheme could be implemented at elderly homes to help elderly people carry out simple daily tasks such as object retrieval, taking out trash and assist with other activities.

2 Method

2.1 Overview

Our task to build a human- guided intelligent maze solving robot involves two major part: first, it requires us to train a classification model to correctly identify the SSVEP signal the human operator gives to the robot; the second part involves implementing an autonomous path finding algorithm, so that the robot only asks for human instruction when needed. Figure 1 show a graphical representation of how both system works together.

2.2 Offline training

2.2.1 Dataset

Our training data is from the materials published online by Masaki Nakanishi (https://github.com/mnakanishi/12JFPM_SSVEP/tree/master/data).

2.2.2 Pre-processing and Feature Extraction

Due to the limitation of our EEG recording devices in online implementation, we only chose the channel "OZ" for doing classification. In the pre-processing stage, the EEG data is first filtered using a band-pass filter of 8 to 16 Hz, encompassing our frequencies of interest: 9.25 Hz, 11.25 Hz, and 13.25 Hz. To produce more data for training, the data is segmented into 3s overlapping windows with 16 samples offset. Fast Fourier Transform (FFT) is then applied to the filtered data in each window, to extract frequency features. The features are then normalized between 0 and 1 (Figure 2). After extracting features from the three trials of interest (9.25Hz, 11.25Hz, 13.25Hz) of all blocks, there are 7650 labeled data points to be used for training. 80% of the data is reserved for training and 20% of the data is reserved for testing.

2.2.3 Model Architecture and Training

Our model consists two convolutional layers with 8 filters, each with size 3, a dropout layer with 25 % dropout rate, a max-pooling layer with size 2, a flatten layer, and two dense layers with size 64 and 3. We adopted this structure from Nguyen and Chung’s work and made slight adjustment to the hyperparameters based on empirical evidence.

The training is completed on a MacBook Air laptop with a 1.1GHz quad-core Intel Core i5 processor and 8GB of 3733MHz LPDDR4X onboard memory. The computation time to train the model is roughly 60 seconds.

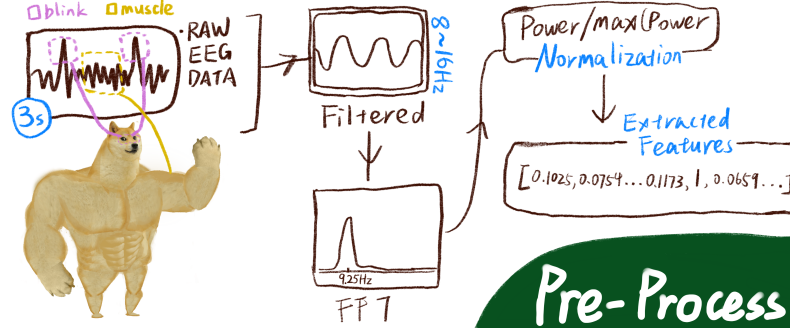


Figure 2: Pre-processing and feature extraction




Figure 3: Robot car halting at a cross-section, waiting for command

2.2.4 Robot autonomous navigation algorithm and wireless connection module

Due to time constraints, we only implemented the wireless connection module, but have not implemented the navigation module. But here is how we would do it given sufficient time: the car will be equipped with 3 ultrasonic sensors in the front and both side that constantly scans the distance to determine if the car is able to turn in any direction. If the car has more than one way to go, it will first halt, then trigger the 3 LEDs to flash at the predetermined frequency. After waiting for 3 seconds, the car will get the result from the Python server in which the SSVEP classification results are stored. After data retrieval, the car carries out the corresponding command, moves forward, and continues to determine if turning is possible. Figure 3 shows the car halting at a cross-section and waiting for commands.

2.3 Online implementation

In the online implementation phase, we tested the feasibility and effectiveness of our proposed system. The results proved that our prototype system to be fully functional, that is, we are able to deploy the pre-trained model, get classification result every three seconds, and send the classification result to the robot through wireless connection. The robot, carried out the correct command based on the received data 0,1,2, and after the command is carried out, the robot turned on the LEDs and waited for another command. The video demonstration of our system running is in the Github in the appendix section.

3 Result

3.1 Pre-trained model result

Figure 4 displays the 5-fold cross-validation accuracy for training and validation with 3s window length. The test set accuracy for that model is 94.575%. The model with the data window length of 2 seconds gives a test accuracy of 84.983%. The test accuracy for the model with a 1-second window length is 76.168%.

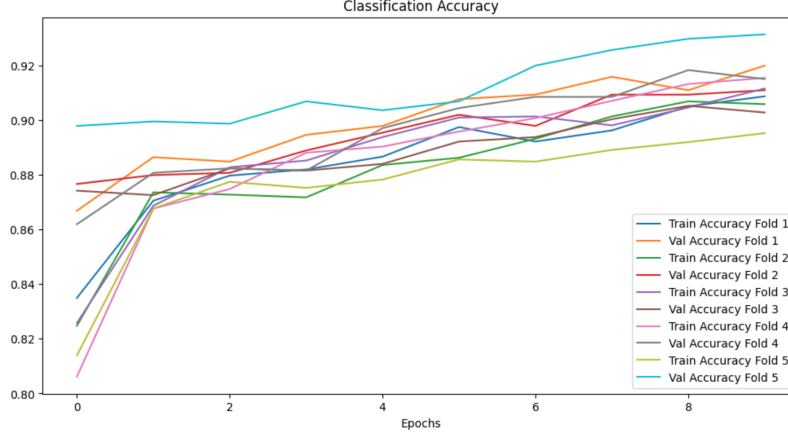


Figure 4: 5-fold cross validation results for training and validation with 3s window length

3.2 Online Model deployment result

We deployed the pre-trained model online and tested the system with our EEG recording devices. Despite the system proved to be fully functional, that is the car being able to receive the command through wireless connection and carry out appropriate actions, our online classification accuracy is much lower than expected. The "move forward" command reached a accuracy of 80%, while the other two commands is roughly at chance level. There are several reasons we suspect that cause such a discrepancy between offline training and online testing result. First, our EEG recording electrode and device is extremely cheap, roughly \$150 combined, which means it could have a much worse signal to noise ratio as compared to the one other researchers use. Second, we did not train the model using our dataset, but instead using a different dataset that was recorded on a different device. We did not expect the results to differ than much because we thought the features for SSVEP should be applicable across devices. However, The results did not support our hypothesis. Other reasons might be because the car is a moving object, so when the subject shifts his/her gaze to look at another LED, there is inevitably some muscle movement happening, decreasing the classification accuracy.

4 Discussion

Our inspiration to build this neural-controlled robot rises from Zhang’s work [Zhang et al., 2023]. In their work, they built a much more comprehensive robot controlled by neural signals that is capable of carrying out 20 daily activities. Compared to our robot, their robot is definitely more general-purpose and can carry out much more tasks. However, the cost of building our robot is approximately 110 Yuan, or 15 dollars, which includes the ESP32 microcontroller, the LEDs, the ultrasound modules, and the battery pack. The low cost of our design allows hobbyists and designers to quickly replicate our work and make improvements to it. We believe that as SSVEP classification algorithms continue to improve, dry EEG electrodes become cheaper and have better signal-to-noise ratio [Liu et al., 2023], and robot path-finding algorithms become smarter, the idea of implementing our design at elderly homes for daily activity assistance will one day become a reality.

Acknowledgments and Disclosure of Funding

The authors thank Dr. Masaki Nakanishi for his kind assistance on helping us understand his dataset. The authors would also like to thank Dr. Tzyy-Ping Jung for providing his valuable insight on doing SSVEP classification. The authors thank Dr. Wei Du, Yang Guo, Vernon Peens, Fangyu Liu, Zherong Gu for kindly supporting us with the equipment to accomplish this project.

References

- Mohammad OA Aqel, Ahmed Issa, Mohammed Khdair, Majde ElHabbash, Mohammed AbuBaker, and Mohammed Massoud. Intelligent maze solving robot based on image processing and graph theory algorithms. In *2017 International Conference on Promising Electronic Technologies (ICPET)*, pages 48–53. IEEE, 2017.
- Jianbo Chen, Yangsong Zhang, Yudong Pan, Peng Xu, and Cuntai Guan. A transformer-based deep neural network model for ssvep classification. *Neural Networks*, 164:521–534, 2023.
- Qing Liu, Liangtao Yang, Zhilin Zhang, Hui Yang, Yi Zhang, and Jinglong Wu. The feature, performance, and prospect of advanced electrodes for electroencephalogram. *Biosensors*, 13(1): 101, 2023.
- Daniela Magallán-Ramírez, Jorge David Martínez-Aguilar, Areli Rodríguez-Tirado, David Balderas, Edgar Omar López-Caudana, and Carlos Francisco Moreno-García. Implementation of nao robot maze navigation based on computer vision and collaborative learning. *Frontiers in Robotics and AI*, 9:834021, 2022.
- Anthony M Norcia, L Gregory Appelbaum, Justin M Ales, Benoit R Cottareau, and Bruno Rossion. The steady-state visual evoked potential in vision research: A review. *Journal of vision*, 15(6):4–4, 2015.
- Ales Vysocky and Petr Novak. Human-robot collaboration in industry. *MM Science Journal*, 9(2): 903–906, 2016.
- Hang Yang, Ken A Paller, and Marieke van Vugt. The steady state visual evoked potential (ssvep) tracks “sticky” thinking, but not more general mind-wandering. *Frontiers in Human Neuroscience*, 16:892863, 2022.
- Ruohan Zhang, Sharon Lee, Minjune Hwang, Ayano Hiranaka, Chen Wang, Wensi Ai, Jin Jie Ryan Tan, Shreya Gupta, Yilun Hao, Gabrael Levine, et al. Noir: Neural signal operated intelligent robots for everyday activities. *arXiv preprint arXiv:2311.01454*, 2023.
- Dechun Zhao, Tian Wang, Yuanyuan Tian, and Xiaoming Jiang. Filter bank convolutional neural network for ssvep classification. *IEEE Access*, 9:147129–147141, 2021.

A Appendix

All materials needed to reproduce the experimental results, including code to train the model, the Arduino code to control the robot car, are uploaded to <https://github.com/QABCI/Neural-Signal-Operated-Intelligent-Robot>