

FedCCRL: Federated Domain Generalization with Cross-Client Representation Learning

Xinpeng Wang Xiaoying Tang

The Chinese University of Hong Kong, Shenzhen

xinpengwang@link.cuhk.edu.cn tangxiaoying@cuhk.edu.cn

Abstract

Domain Generalization (DG) aims to train models that can effectively generalize to unseen domains. However, in the context of Federated Learning (FL), where clients collaboratively train a model without directly sharing their data, most existing DG algorithms are not directly applicable to the FL setting due to privacy constraints, as well as the limited data quantity and domain diversity at each client. To tackle these challenges, we propose FedCCRL, a novel federated domain generalization method that significantly improves the model’s generalization ability without compromising privacy and without incurring excessive computational or communication costs. Specifically, we design a lightweight cross-client feature extension module that effectively increases domain diversity on each client. Furthermore, we leverage representation and prediction dual-stage alignment to enable the model to capture domain-invariant features. Extensive experimental results demonstrate that FedCCRL achieves the state-of-the-art performance on the PACS, OfficeHome and miniDomainNet datasets across FL settings of varying numbers of clients. Code is available at <https://github.com/SanphouWang/FedCCRL>.

1. Introduction

Traditional machine learning algorithms typically assume that training and test data follow the same independent and identically distributed (IID) pattern. However, this assumption is difficult to maintain in real-world applications, where models often encounter Out-of-Distribution (OOD) data [26]. In such cases, models trained on specific source domains (e.g., cartoon images) tend to suffer significant performance degradation on unseen domains (e.g., sketch images). To address the challenges posed by domain shift, Domain Generalization (DG) [48], which aims to enhance the model’s ability to generalize to unseen domains, has garnered significant attention. Nevertheless, traditional DG

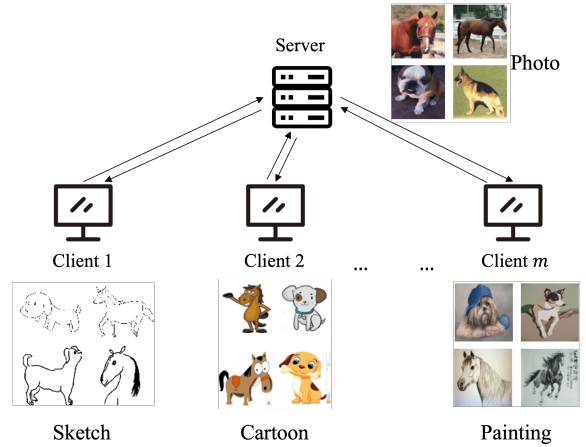


Figure 1. Illustration of the typical scenario in FL. Each client contains data from a unique domain, and the test domain (Photo) differs from all domains present on the clients.

algorithms assume that the data is centrally stored and accessible to a single model, which contrasts with real-world scenarios where data is distributed across multiple clients. To enable these clients to collaboratively train a model without exchanging their raw data, Federated Learning (FL) [19] emerges as a promising framework.

However, most existing DG methods are not directly applicable to the FL setting. Specifically, traditional DG algorithms, which often rely on data sharing between domains—violating the core privacy principles of FL [16, 21]. Furthermore, as shown in Figure 1, the limited quantity of samples and the lack of domain diversity on each client further exacerbate the difficulties in achieving satisfactory performance using existing centralized DG methods [14, 45]. In order to enhance models’ domain generalization ability in FL systems, Federated Domain Generalization (FDG) [18] is emerging as an important research direction within FL.

Most current FDG methods aim to enhance the model’s generalization capability by learning domain-invariant fea-

tures (i.e., label-relevant features that are consistent across domains), typically through federated adversarial learning [20, 25, 36, 42] or federated representation alignment [22, 39, 43]. Although both approaches effectively assist models in capturing domain-invariant features, they each have significant limitations. Specifically, federated adversarial learning incurs substantial computational overhead due to the utilization of discriminator. Additionally, it complicates the training process because of the risk of model collapse [1]. While federated representation alignment-based methods reduce computational overhead, they often fail to achieve satisfactory performance due to limited data quantity and domain diversity on each client, as well as the restriction against direct data sharing for privacy reasons.

Another major approach for FDG is federated style transfer [38, 40], which utilizes FL-compatible style transfer techniques, such as AdaIN [10] and CycleGAN [49], to enhance domain diversity on each client. However, most of these methods impose significant computational and transmission overheads, as they involve not only additional models for feature extraction and sample reconstruction but also the transmission of high-dimensional feature embeddings [3, 24]. Moreover, these algorithms focus exclusively on transferring domain-specific features (i.e., features that vary across domains and are minimally related to the label) and ignore the augmentation for domain-invariant features, which limits the diversity of generated samples.

Inspired by the success of federated representation alignment and federated style transfer in enhancing model’s generalization ability in the FL setting, we propose FedCCRL, a novel method that significantly improves the model’s generalization capability in the FL setting while maintaining privacy and incurring only negligible additional computational and communication costs. To mitigate the adverse effects of limited data quantity and domain diversity on federated representation alignment, FedCCRL employs a lightweight cross-client feature extension module, designed to transfer domain-specific features and perturb domain-invariant features. In addition, FedCCRL applies representation and prediction dual-stage alignment to ensure the model to capture domain-invariant features.

The key contributions of this work are outlined as follows:

- We propose FedCCRL, a lightweight FDG framework that effectively enhances domain diversity on each client and enables the model to capture domain-invariant features, without incurring substantial computational or transmission costs.
- Extensive experiments on PACS, OfficeHome and miniDomainNet datasets demonstrate that the proposed FedCCRL method achieves the state-of-the-art performance across FL systems of varying numbers of clients.

2. Related Work

2.1. Representation Alignment

A fundamental technique in representation learning-based DG methods is representation alignment, where feature representations from different domains are aligned to minimize domain-specific variations. For instance, DANN [4–6] employs adversarial learning to align the representation distributions across domains by using a domain classifier to ensure that the learned features are domain-invariant. Another prominent approach is CORAL [29], which aligns the second-order statistics of source and target representation distributions to reduce domain shift. Additionally, MMD-based methods [30, 34, 35] utilize kernel-based distances to align representations across domains.

These methods focus on reducing domain-specific discrepancies while maintaining discriminative power, helping models generalize better to unseen domains. However, most of them require the access to all of the training domains, which violates privacy principles in FL as direct data transmission between clients or to a central server is strictly prohibited.

2.2. Style Transfer

Style transfer-based DG methods [32, 33, 37] enhance domain diversity to improve model robustness across unseen domains and can be divided into two main categories.

The first category leverages generative models to synthesize data with diverse styles [23, 27], thereby reducing the model’s reliance on domain-specific features. Despite their effectiveness, these generative approaches entail substantial computational costs and are prone to issues like model collapse during adversarial training, which can hinder stable convergence.

The second category includes augmentation-based techniques, such as MixStyle [47] and Mixup [41], which diversify training data without explicit generation. MixStyle interpolates style representations within a batch, promoting domain-invariant feature learning, while Mixup creates interpolated samples that encourage generalization across domain boundaries. These approaches are more computationally efficient and avoid the instability often associated with generative models, making them advantageous for scalable DG applications.

2.3. Federated Domain Generalization

Most existing FDG algorithms rely on domain-invariant representation learning through federated adversarial learning or federated representation alignment. For instance, FedADG [42] employs a global discriminator to enable the model to extract universal feature representations across clients while holding privacy principles. In addition, FedSR [22] adopts an L2-norm regularizer and a conditional mu-

tual information regularizer to align representation distributions across clients. However, federated adversarial learning entails significant computational overhead and the risk of model collapse. Federated representation alignment, on the other hand, demonstrates limited effectiveness in large-scale federated learning contexts due to insufficient domain diversity on individual clients.

While these FDG algorithms have contributed to enhancing the model’s generalization ability to a certain extent, they remain insufficient in effectively addressing the constraints of limited data volume and domain diversity on each client, which impedes optimal performance. To this end, CCST [3] employs a cross-client style transfer approach based on AdaIN [10] to generate samples with styles from other domains on the client side. However, CCST relies on a pre-trained VGG network [28] to extract feature representations and perform sample reconstruction, while also needing to transmit these high-dimensional representations, which results in significant additional communication and computational overhead. Furthermore, transmitting these feature representations violates privacy protection principles in FL, as attackers can easily intercept these representations and reconstruct the original samples with the same decoder [16, 21]. Additionally, the use of a pre-trained VGG network also partially violates the principles of domain generalization, as the target domain might be included in the pre-training dataset.

Apart from the methods discussed above, other FDG approaches take different strategies. For instance, FedIIR [7] implicitly learns invariant relationships across domains by aligning gradients, which allows the model to generalize to OOD data. Besides, GA [44] aids FDG by dynamically calibrating aggregation weights, thus minimizing generalization gaps across clients. However, these methods have not demonstrated significant advantages over other FDG approaches in experimental performance.

3. Method

3.1. Preliminary

Let \mathcal{X} and \mathcal{Y} denote the input space and target space respectively. In FDG, given M source domains $S_{source} = \{S_i | i = 1, 2, \dots, M\}$, the data points in S_i are independently and identically drawn from distribution $P_i(x, y)$, where $x \in \mathcal{X}$, $y \in \mathcal{Y}$. The joint distribution between each pair of domains are different, i.e., $P_i(x, y) \neq P_j(x, y)$ for $1 \leq i \neq j \leq M$.

In this study, we adopt a commonly used data partitioning scheme in FDG, where the dataset on each client, denoted as D_i , originates exclusively from a single domain. Specifically, each source domain is partitioned into K clients: $\cup_{j=k \cdot (i-1)+1}^{i \cdot k} D_j = S_i$, and $D_q \cap D_p = \emptyset$ for $1 \leq q \neq p \leq K \cdot M$.

The goal of FDG is to enable these $K \cdot M$ clients to col-

laboratively train a model $f : \mathcal{X} \rightarrow \mathcal{Y}$, such that the model is capable of generalizing well and minimize the prediction error on a target domain S_{target} :

$$\min_f \mathbb{E}_{(x,y) \sim S_{target}} [l(f(x), y)], \quad (1)$$

where $l(\cdot)$ represents the loss function. Samples in S_{target} are drawn from P_{target} and $P_{target}(x, y) \neq P_i(x, y)$ for $i \in \{1, 2, \dots, M\}$.

To protect privacy, the server is not permitted to directly access the data on the clients. After local training, each client uploads its model parameters to the server, where the parameters are aggregated and then sent back to the clients. Let θ_i^t denote the model parameters of client i at round t . The server aggregates the parameters as follows:

$$\theta^{t+1} = \frac{1}{N} \sum_{i=1}^{K \cdot M} n_i \theta_i^t, \quad (2)$$

where $N = \sum_{i=1}^{K \cdot M} n_i$ is the total number of samples across all clients [19] and n_i denotes the number of samples on client i . After aggregation, the server sends the updated parameters θ^{t+1} back to each client.

3.2. Algorithm Overview

We provide the overview of the proposed FedCCRL framework in Figure 2, with the algorithmic details outlined in Algorithm 1.

On the client side, for a batch of samples $X \in \mathbb{R}^{B \times C \times H \times W}$, where B is the batch size, C is the number of channels, and H and W represent the height and width of the images respectively, we first apply cross-client feature extension to generate two batches of augmented samples:

$$X^{(1)} = \mathcal{M}(X), X^{(2)} = \mathcal{M}(X), \quad (3)$$

where $\mathcal{M}(\cdot) = \text{CCDT} \circ \text{DIFP}$ represents the composition of CCDT and DIFP in the cross-client feature extension module. The detailed procedures for these components are provided in Algorithm 2 and Algorithm 3 respectively.

After cross-client feature extension, we extract representations and generate predictions for each batch, which are then used to compute the overall loss. Let \mathcal{Z} denote the representation space. We formalize the model f as $f = g \circ h$, where $h : \mathcal{X} \rightarrow \mathcal{Z}$ represents the representation encoder and $g : \mathcal{Z} \rightarrow \hat{\mathcal{Y}}$ denotes the classifier. We extract representations and produce predictions as follows:

$$Z = h(X), Z^{(1)} = h(X^{(1)}), Z^{(2)} = h(X^{(2)}), \quad (4)$$

$$\hat{Y} = g(Z), \hat{Y}^{(1)} = g(Z^{(1)}), \hat{Y}^{(2)} = g(Z^{(2)}). \quad (5)$$

Subsequently, we utilize supervised contrastive loss for representation alignment, as defined in Equation 12, and employ Jensen-Shannon divergence for prediction alignment, as specified in Equation 14, to ensure consistent predictions between the original and generated samples.

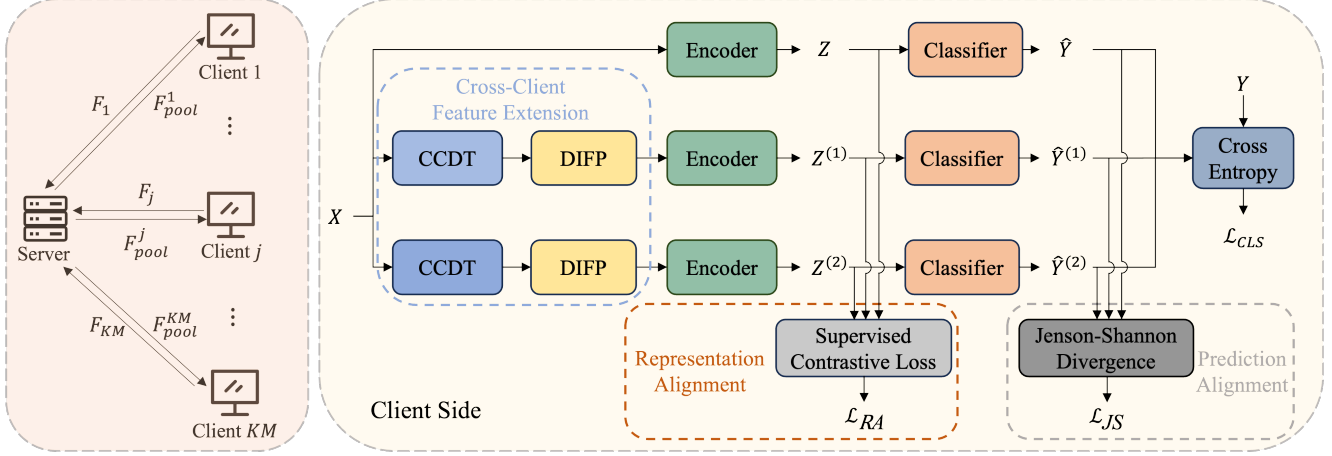


Figure 2. Overview of FedCCRL. The client transmits local model parameters and sample statistics to the server, where these elements are aggregated and redistributed to each client. During the local training phase, feature augmentation, representation alignment and prediction alignment are applied to ensure the model learns to focus on domain-invariant features.

Algorithm 1 FedCCRL

Input: Ratio of statistics to be uploaded $r \in (0, 1)$, Hyper-parameters λ_1 and λ_2 , Communication rounds T , Training epochs E .

Output: Model parameter θ

- 1: Server initializes f and distributes it to each client.
- 2: **for** each round $t = 1, 2, \dots, T$ **do**
- 3: **for** each client $i = 1, 2, \dots, KM$ **do**
- 4: $F_i \leftarrow \text{Eq. 8}$
- 5: Client i uploads F_i to the server
- 6: **end for**
- 7: Server constructs F_{pool} and distributes F_{pool}^i to each client i
- 8: **for** each client $i = 1, 2, \dots, KM$ **do**
- 9: **for** each epoch $e = 1, 2, \dots, E$ **do**
- 10: **for** each batch X in D_i **do**
- 11: $X^{(1)}, X^{(2)} \leftarrow \text{Eq. 3}$ ▷ Algorithm 2, 3
- 12: $Z, Z^{(1)}, Z^{(2)} \leftarrow \text{Eq. 4}$
- 13: $\hat{Y}, \hat{Y}^{(1)}, \hat{Y}^{(2)} \leftarrow \text{Eq. 5}$
- 14: $\mathcal{L}_{RA} \leftarrow \text{Eq. 12}$
- 15: $\mathcal{L}_{JS} \leftarrow \text{Eq. 14}$
- 16: $\mathcal{L}_{CLS} \leftarrow \text{Eq. 16}$
- 17: $\mathcal{L} \leftarrow \text{Eq. 15}$
- 18: $\theta_i^t \leftarrow \text{update model with Adam}$
- 19: **end for**
- 20: **end for**
- 21: Client i sends θ_i^t to the server
- 22: **end for**
- 23: $\theta^{t+1} \leftarrow \text{Eq. 2}$
- 24: **end for**
- 25: **return** θ^{T+1}

3.3. Lightweight Cross-Client Feature Extension

While multiple studies [2, 15] have shown that combining domain-specific and domain-invariant feature augmentations can create a more adaptable feature space, most data augmentation-based FDG methods transfer only domain-specific features and often introduce significant computational and transmission overhead.

In contrast, FedCCRL introduces a lightweight cross-client feature extension module comprising two components: Cross-Client Domain Transfer (CCDT) and Domain-Invariant Feature Perturbation (DIFP). This cross-client feature extension module effectively transfer samples' domain-specific features across clients and perturbs domain-invariant features without incurring excessive computational and transmission costs.

CCDT, inspired by MixStyle [47], leverages sample statistics to transfer domain-specific features. Specifically, in FedCCRL, clients are required not only to transmit model parameters to the server but also to upload the channel-wise means and standard deviations of samples:

$$\mu(x)_c = \frac{1}{HW} \sum_{h=1}^H \sum_{w=1}^W x_{c,h,w}, \quad (6)$$

$$\sigma(x)_c = \sqrt{\frac{1}{HW} \sum_{h=1}^H \sum_{w=1}^W (x_{c,h,w} - \mu(x)_c)^2}, \quad (7)$$

where $x \in \mathbb{R}^{C \times H \times W}$ is a given sample.

Each client i uploads a certain proportion of sample statistics denoted as:

$$F_i = \{(\mu(x_j), \sigma(x_j)) \mid x_j \in D_i, j = 1, 2, \dots, \lceil rn_i \rceil\}, \quad (8)$$



Figure 3. Effect of feature augmentation. (b) is generated from (a) by CCDT, and (c) is generated from (b) by DIFP.

where $r \in (0, 1)$ represents the ratio of statistics to be uploaded.

After collecting statistics from all clients, the server concatenates these statistics to get the pool of statistics: $F_{pool} = \{F_i \mid i = 1, 2, \dots, K \cdot M\}$, and subsequently distributes $F_{pool}^i = F_{pool} \setminus F_i$ to each client i . Each client apply CCDT to generate style transferred samples according to Algorithm 2.

Algorithm 2 CCDT on Client i

Input: A batch of samples X , Pool of statistics F_{pool}^i , $\alpha \in (0, \infty)$

Output: A batch of style transferred samples X_{CCDT}

- 1: $\hat{X} = []$
 - 2: **for** x in X **do**
 - 3: Compute $\mu(x), \sigma(x)$ ▷ Eq. 6, 7
 - 4: Normalize the input sample: $\tilde{x} = \frac{x - \mu(x)}{\sigma(x)}$
 - 5: Uniformly sample a pair of statistics $(\mu', \sigma') \sim F_{pool}^i$
 - 6: Sample $\lambda \sim \text{Beta}(\alpha, \alpha)$
 - 7: $\gamma_{mix} = \lambda\mu' + (1 - \lambda)\mu(x)$
 - 8: $\beta_{mix} = \lambda\sigma' + (1 - \lambda)\sigma(x)$
 - 9: $\hat{x} = \gamma_{mix}\tilde{x} + \beta_{mix}$
 - 10: $\hat{X}.\text{append}(\hat{x})$
 - 11: **end for**
 - 12: $X_{CCDT} = \text{cat}(\hat{X})$
-

In DIFP, we employ AugMix [8] to perturb domain-invariant features. AugMix takes the original sample x and processes it through multiple augmentation chains, each consisting of a sequence of simple augmentation operations. The outputs from these chains are then mixed using an element-wise convex combination. The detailed process of AugMix is provided in Algorithm 3 in supplementary material, and we adopt the same set of operations \mathcal{O} as described in [8].

In Figure 3, we present the effects of CCDT and DIFP. It is evident that CCDT transfers domain-specific features, such as color distribution, while DIFP effectively perturbs domain-invariant features, such as contours of objects.

3.4. Representation Alignment

To enable the model to focus on extracting domain-invariant features that capture the essential information relevant to the task, we employ supervised contrastive loss [11] to align feature representations across original samples and augmented samples. Supervised contrastive loss leverages label information to ensure that representations from the same class are pulled closer together in the latent space, while representations from different classes are pushed apart. This alignment mechanism enables the model to extract correct semantic features.

Given any two batches of representations $Z', Z'' \in \mathbb{R}^{B \times V}$ and their corresponding labels Y' and Y'' , we concatenate these two batches of features and labels:

$$Z = \text{cat}(Z', Z'') \in \mathbb{R}^{2B \times V}, \quad (9)$$

$$Y = \text{cat}(Y', Y''), \quad (10)$$

where V denotes the size of feature representations.

Let $I = \{1, 2, \dots, 2B\}$ to be the index set and $A(i) = I \setminus i$. The supervised contrastive loss of Z' and Z'' is calculated as follow:

$$\mathcal{L}_{SC}(Z', Z'') = \sum_{i \in I} \frac{-1}{|P(i)|} \sum_{p \in P(i)} \log \frac{s(Z_i, Z_p)}{\sum_{a \in A(i)} s(Z_i, Z_a)}, \quad (11)$$

where $P(i) = \{p \in A(i) \mid y_p = y_i\}$, $s(Z_i, Z_p) = \exp(\text{sim}(Z_i, Z_p)/\tau)$. $\text{sim}(\cdot, \cdot)$ denotes cosine similarity and τ is a temperature parameter that controls the scale of similarities.

The representation alignment loss \mathcal{L}_{RA} in FedCCRL is defined as:

$$\mathcal{L}_{RA} = \frac{1}{2} (\mathcal{L}_{SC}(Z^{(1)}, Z) + \mathcal{L}_{SC}(Z^{(2)}, Z)). \quad (12)$$

3.5. Prediction Alignment

Given that $X^{(1)}$ and $X^{(2)}$ are generated from X , we seek for the model to accurately classify both the original and augmented samples while also ensuring consistency in the predictions, represented by \hat{Y} , $\hat{Y}^{(1)}$, and $\hat{Y}^{(2)}$.

To promote consistent predictions across the original and generated samples, we employ Jensen-Shannon (JS) divergence minimization. The JS divergence is specifically constructed to measure similarity between probability distributions by calculating their average and then measuring each distribution's divergence from this mean distribution. Formally, let the average prediction distribution be defined as follows:

$$\bar{Y} = \frac{1}{3} (\hat{Y} + \hat{Y}^{(1)} + \hat{Y}^{(2)}), \quad (13)$$

where \bar{Y} represents the mean distribution of the predictions. The JS divergence loss is then computed as:

$$\mathcal{L}_{JS} = \frac{1}{3}(\text{KL}(\hat{Y}, \bar{Y}) + \text{KL}(\hat{Y}^{(1)}, \bar{Y}) + \text{KL}(\hat{Y}^{(2)}, \bar{Y})) \quad (14)$$

where $\text{KL}(\cdot, \cdot)$ denotes KL divergence. Minimizing \mathcal{L}_{JS} aligns the model’s predictions across original and augmented samples, thus enhancing prediction consistency.

3.6. Overall Loss Function

The overall loss function is formulated as follows:

$$\mathcal{L} = \mathcal{L}_{CLS} + \lambda_1 \mathcal{L}_{RA} + \lambda_2 \mathcal{L}_{JS}, \quad (15)$$

where the classification loss is computed as:

$$\mathcal{L}_{CLS} = \sum_{Y' \in \{\hat{Y}, \hat{Y}^{(1)}, \hat{Y}^{(2)}\}} \frac{1}{3} \mathcal{L}_{CRE}(Y', Y), \quad (16)$$

and \mathcal{L}_{CRE} denotes the cross-entropy loss. The terms λ_1 and λ_2 are hyperparameters that control the relative importance of the representation alignment loss \mathcal{L}_{RA} and the JS divergence loss \mathcal{L}_{JS} respectively.

3.7. Analysis of Privacy and Additional Costs

Notably, the computational and transmission overhead associated with sample statistics is negligible compared to the costs of model training and transmission. Additionally, attackers cannot reconstruct samples from these statistics or infer model data distribution on each client, thus enhancing privacy protection.

Furthermore, as shown in Figure 6, our method achieves better performance than other baselines even with a minimal upload ratio r , further reducing the computational and transmission overhead as well as the risk of privacy leakage.

4. Experiments

4.1. Dataset and Evaluation Protocol

Our algorithm and baselines are evaluated on three widely used datasets in DG: PACS [13], OfficeHome [31], and miniDomainNet [46]. PACS comprises 9,991 samples across four domains: Art Painting, Cartoon, Photo, and Sketch, and is categorized into seven classes. OfficeHome contains 15,588 samples from four domains: Art, Clipart, Product, and Real World, and is divided into 65 classes. miniDomainNet features 140,006 samples from four domains: Clipart, Infograph, Painting, and Real, and encompasses a total of 126 classes.

We adopt the leave-one-domain-out evaluation protocol [13], where one domain is held out as the test set while the remaining domains are used for training. This process is repeated for each domain to ensure robust evaluation across varying distribution shifts.

4.2. Baselines and Implementation Details

In this experiment, we compare FedCCRL with several traditional FL frameworks, including FedAvg [19] and FedProx [17], as well as state-of-the-art FDG approaches such as FedADG [42], FedSR [22], FedIIR [7], GA [44], and CCST [3].

Following the data partition scheme outlined in Section 3.1, we evaluate FedCCRL and the baselines across scenarios with different numbers of clients. We utilize MobileNetV3-Large [9] as the backbone network, where the final fully connected layer acts as the classifier g , and the preceding layers serve as the representation encoder h .

For training, we set the number of communication rounds to 10, and the number of local training epochs is fixed at 3 for all methods. The Adam optimizer [12] is employed with an initial learning rate of 0.001. Furthermore, CCDT is configured with the parameter $\alpha = 0.1$, while for DIFP, the parameter β is set to 1.0. For supervised contrastive loss, we set the temperature parameter τ to 0.1. Input samples from the PACS and OfficeHome datasets are resized to 224×224 , whereas those from miniDomainNet are resized to 128×128 . To manage the learning rate, we adopt a cosine learning rate scheduler, which facilitates a smooth decay of the learning rate throughout the training process.

To guarantee the reliability of our proposed algorithms, we run each experiment three times independently and report the averaged results.

4.3. Comparison with Baselines

We evaluate FedCCRL and other baselines under scenarios with different numbers of clients. Table 1 specifically shows the performance of each algorithm when the total number of clients is set to 6. In this table, we use the first letter of each domain to represent the domain, and each letter column corresponds to the performance when that domain is used as the target domain. The "Avg." column provides the average results across the four leave-one-domain-out experiments. Additionally, Figure 4 presents the performance of each algorithm under varying client numbers, where the results are averaged across the four leave-one-domain-out experiments. In these experiments, the upload ratio for FedCCRL is set to 0.1.

From Table 1, we have the following observations:

- FedCCRL outperforms all baseline methods on all datasets. Specifically, FedCCRL achieves the best average accuracy on all datasets. In addition, FedCCRL attains top scores on each test domain of both PACS and miniDomainNet datasets.
- Most baselines specifically designed for FDG fail to achieve consistent performance across different datasets. In some cases, their performance is even inferior to traditional federated learning algorithms such as FedAvg and

	PACS					OfficeHome					miniDomainNet				
	P	A	C	S	Avg.	A	C	P	R	Avg.	C	P	R	S	Avg.
FedAvg	90.48	69.19	76.15	71.62	76.86	62.30	49.51	76.12	77.55	66.37	63.90	57.64	67.90	49.63	59.77
FedProx	90.60	69.09	74.32	70.15	76.04	63.08	50.13	76.28	77.65	66.78	63.74	57.65	68.02	49.81	59.81
FedADG	91.02	65.04	72.95	65.82	73.71	60.82	47.93	71.93	75.58	64.06	54.79	52.32	62.37	41.60	52.77
GA	92.81	66.50	76.19	69.56	76.26	61.80	49.60	75.51	77.09	66.00	63.80	57.37	67.62	49.83	59.66
FedSR	91.74	72.36	75.55	70.48	77.53	64.19	50.29	76.39	77.65	67.13	62.98	56.79	67.35	49.39	59.13
FedIIR	91.26	71.73	77.94	71.32	78.06	61.48	49.97	75.40	77.25	66.03	63.90	57.11	67.90	49.33	59.56
CCST	90.16	76.37	76.11	78.58	80.30	61.20	50.48	76.53	77.48	66.42	62.75	56.54	65.32	47.93	58.14
FedCCRL	93.83	79.15	77.9	78.95	82.46	63.08	55.67	76.77	77.71	68.31	66.33	59.68	68.03	54.50	62.14

Table 1. Test accuracy on each dataset. In this set of experiments, we set the upload ratio of the statistics $r = 0.1$. To ensure fairness, each algorithm is evaluated three times, and the final average is taken as the experimental result.

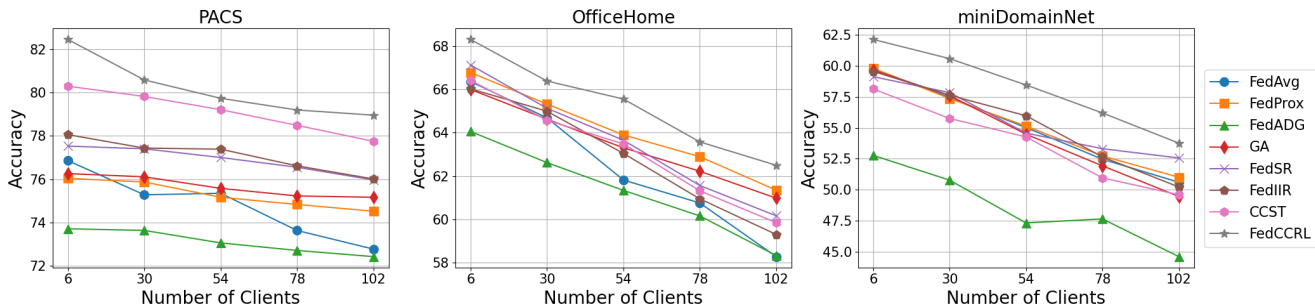


Figure 4. Average test accuracy (%) versus the number of participating clients.

	CCDT	DIFP	\mathcal{L}_{RA}	\mathcal{L}_{JS}	PACS	OfficeHome	miniDomainNet
✓			✓		79.92	66.58	59.57
				✓	80.95	66.93	61.43
			✓	✓	80.52	67.34	60.82
				✓	81.11	67.58	61.83
		✓			79.32	66.84	59.64
			✓		80.62	67.29	60.94
				✓	80.38	67.68	61.53
			✓	✓	80.97	67.92	61.94
✓	✓		✓		80.48	67.29	60.40
		✓			81.18	67.81	61.47
	✓	✓			80.90	68.08	61.49
			✓	✓	82.46	68.31	62.14

Table 2. Ablation study results. The total number of clients is set to 6 and the upload ratio is set to 0.1.

FedProx.

Additionally, as shown in Figure 4, although the performance of all baselines significantly declines as the number of participating clients increases, FedCCRL consistently outperforms the baselines across both small- and large-scale client scenarios.

4.4. Ablation Study

We investigate the effects of CCDT, DIFP, representation alignment regularizer \mathcal{L}_{RA} , and JS divergence loss \mathcal{L}_{JS} on FedCCRL across the PACS, OfficeHome, and miniDomainNet datasets. The results are presented in Table 2, from

which we can draw the following conclusions:

- All four components significantly enhance the model’s generalization ability. The utilization of representation alignment loss or JS divergence loss independently demonstrates superior performance compared to employing cross-entropy loss in isolation, while their combined application yields the most optimal results. Additionally, combining CCDT and DIFP improves performance compared to using either method alone.
- Even without presentation alignment or prediction alignment, FedCCRL achieved accuracies of 80.48%, 67.28%, and 60.4% on the PACS, OfficeHome, and miniDomainNet datasets, respectively, outperforming all other baselines.

4.5. Impact of Upload Ratio and Hyperparameters

We evaluated the performance of FedCCRL under different upload ratios and hyperparameter settings, and the results are presented in Figure 6. When evaluating the effect of λ_1 , λ_2 is fixed at 1. Similarly, when assessing the impact of λ_2 , λ_1 is set to 0.1.

The evaluation results in Figure 6 demonstrate that both the upload ratio r and the hyperparameters λ_1 and λ_2 have minimal impact on the overall performance across the PACS, OfficeHome, and miniDomainNet datasets. Therefore, it can be concluded that FedCCRL is robust to variations in these parameters and outperforms other baselines




Figure 5. t-SNE visualization of representations of each test domain on PACS dataset.

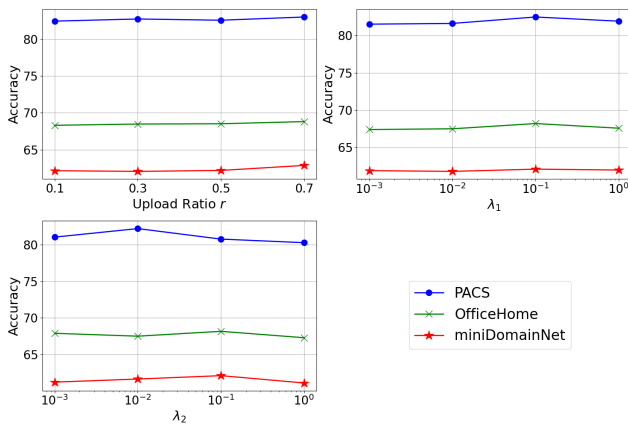


Figure 6. Effect of r and λ_1, λ_2 on accuracy across datasets

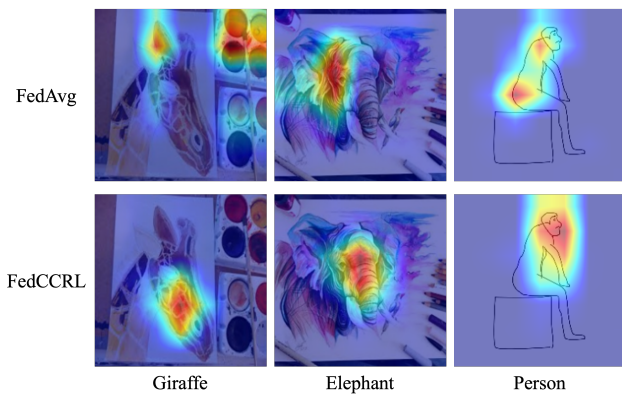


Figure 7. Grad-CAM visualization on the PACS dataset.

even with only a very small amount of upload of statistics.

4.6. Feature Distribution

To better illustrate the effect of FedCCRL on the model, Figure 5 and Figure 7 respectively provide the t-SNE visualization of representation distribution and Grad-CAM visualization of the model’s concentration on the PACS dataset.

Figure 5 demonstrates that FedCCRL achieves better separation of classes compared to FedAvg, indicating that FedCCRL is effective in learning clearer, domain-invariant feature representations across different domains, reducing overlap between the representations of different classes. Additionally, Figure 7 reveals that the model trained with FedCCRL focuses more effectively on domain-invariant features, such as the giraffe’s head and the elephant’s trunk. This suggests that FedCCRL enhances the model’s ability to concentrate on relevant, discriminative regions in the images, leading to improved generalization across domains.

5. Conclusion

This paper introduces FedCCRL, a FDG framework that significantly enhances model’s generalization ability while upholding privacy and incurring minimal computational and communication costs. By employing a lightweight cross-client feature extension module, FedCCRL effectively mitigates the challenges posed by limited local data quantity and domain diversity. Furthermore, FedCCRL enables model to capture domain-invariant features with representation and prediction dual-stage alignment.

References

- [1] Martin Arjovsky, Soumith Chintala, and Léon Bottou. Wasserstein generative adversarial networks. In *International conference on machine learning*, pages 214–223. PMLR, 2017. [2](#)
- [2] Manh-Ha Bui, Toan Tran, Anh Tran, and Dinh Phung. Exploiting domain-specific features to enhance domain generalization. *Advances in Neural Information Processing Systems*, 34:21189–21201, 2021. [4](#)
- [3] Junming Chen, Meirui Jiang, Qi Dou, and Qifeng Chen. Federated domain generalization for image recognition via cross-client style transfer. In *Proceedings of the IEEE/CVF Winter Conference on Applications of Computer Vision*, pages 361–370, 2023. [2](#), [3](#), [6](#)
- [4] Yaroslav Ganin and Victor Lempitsky. Unsupervised domain adaptation by backpropagation. In *International conference on machine learning*, pages 1180–1189. PMLR, 2015. [2](#)
- [5] Yaroslav Ganin, Evgeniya Ustinova, Hana Ajakan, Pascal Germain, Hugo Larochelle, François Laviolette, Mario March, and Victor Lempitsky. Domain-adversarial training of neural networks. *Journal of machine learning research*, 17(59):1–35, 2016.
- [6] Rui Gong, Wen Li, Yuhua Chen, and Luc Van Gool. Dlow: Domain flow for adaptation and generalization. In *Proceedings of the IEEE/CVF conference on computer vision and pattern recognition*, pages 2477–2486, 2019. [2](#)
- [7] Yaming Guo, Kai Guo, Xiaofeng Cao, Tieru Wu, and Yi Chang. Out-of-distribution generalization of federated learning via implicit invariant relationships. In *International Conference on Machine Learning*, pages 11905–11933. PMLR, 2023. [3](#), [6](#)
- [8] Dan Hendrycks, Norman Mu, Ekin D Cubuk, Barret Zoph, Justin Gilmer, and Balaji Lakshminarayanan. Augmix: A simple data processing method to improve robustness and uncertainty. *arXiv preprint arXiv:1912.02781*, 2019. [5](#)
- [9] Andrew Howard, Mark Sandler, Grace Chu, Liang-Chieh Chen, Bo Chen, Mingxing Tan, Weijun Wang, Yukun Zhu, Ruoming Pang, Vijay Vasudevan, et al. Searching for mobilenetv3. In *Proceedings of the IEEE/CVF international conference on computer vision*, pages 1314–1324, 2019. [6](#)
- [10] Xun Huang and Serge Belongie. Arbitrary style transfer in real-time with adaptive instance normalization. In *Proceedings of the IEEE international conference on computer vision*, pages 1501–1510, 2017. [2](#), [3](#)
- [11] Prannay Khosla, Piotr Teterwak, Chen Wang, Aaron Sarna, Yonglong Tian, Phillip Isola, Aaron Maschiot, Ce Liu, and Dilip Krishnan. Supervised contrastive learning. *Advances in neural information processing systems*, 33:18661–18673, 2020. [5](#)
- [12] Diederik P Kingma. Adam: A method for stochastic optimization. *arXiv preprint arXiv:1412.6980*, 2014. [6](#)
- [13] Da Li, Yongxin Yang, Yi-Zhe Song, and Timothy M Hospedales. Deeper, broader and artier domain generalization. In *Proceedings of the IEEE international conference on computer vision*, pages 5542–5550, 2017. [6](#)
- [14] Haoliang Li, Sinno Jialin Pan, Shiqi Wang, and Alex C Kot. Domain generalization with adversarial feature learning. In *Proceedings of the IEEE conference on computer vision and pattern recognition*, pages 5400–5409, 2018. [1](#)
- [15] Pan Li, Da Li, Wei Li, Shaogang Gong, Yanwei Fu, and Timothy M Hospedales. A simple feature augmentation for domain generalization. In *Proceedings of the IEEE/CVF International Conference on Computer Vision*, pages 8886–8895, 2021. [4](#)
- [16] Qinbin Li, Zeyi Wen, Zhaomin Wu, Sixu Hu, Naibo Wang, Yuan Li, Xu Liu, and Bingsheng He. A survey on federated learning systems: Vision, hype and reality for data privacy and protection. *IEEE Transactions on Knowledge and Data Engineering*, 35(4):3347–3366, 2021. [1](#), [3](#)
- [17] Tian Li, Anit Kumar Sahu, Manzil Zaheer, Maziar Sanjabi, Ameet Talwalkar, and Virginia Smith. Federated optimization in heterogeneous networks. *Proceedings of Machine learning and systems*, 2:429–450, 2020. [6](#)
- [18] Ying Li, Xingwei Wang, Rongfei Zeng, Praveen Kumar Donta, Ilir Murturi, Min Huang, and Schahram Dustdar. Federated domain generalization: A survey. *arXiv preprint arXiv:2306.01334*, 2023. [1](#)
- [19] Brendan McMahan, Eider Moore, Daniel Ramage, Seth Hampson, and Blaise Aguera y Arcas. Communication-efficient learning of deep networks from decentralized data. In *Artificial intelligence and statistics*, pages 1273–1282. PMLR, 2017. [1](#), [3](#), [6](#)
- [20] Paul Micaelli and Amos J Storkey. Zero-shot knowledge transfer via adversarial belief matching. *Advances in Neural Information Processing Systems*, 32, 2019. [2](#)
- [21] Virraji Mothukuri, Reza M Parizi, Seyedamin Pouriyeh, Yan Huang, Ali Dehghantanha, and Gautam Srivastava. A survey on security and privacy of federated learning. *Future Generation Computer Systems*, 115:619–640, 2021. [1](#), [3](#)
- [22] A Tuan Nguyen, Philip Torr, and Ser Nam Lim. Fedrs: A simple and effective domain generalization method for federated learning. *Advances in Neural Information Processing Systems*, 35:38831–38843, 2022. [2](#), [6](#)
- [23] Ragja Palakkadavath, Thanh Nguyen-Tang, Hung Le, Svetha Venkatesh, and Sunil Gupta. Domain generalization with interpolation robustness. In *Asian Conference on Machine Learning*, pages 1039–1054. PMLR, 2024. [2](#)
- [24] Jungwuk Park, Dong-Jun Han, Jinho Kim, Shiqiang Wang, Christopher Brinton, and Jaekyun Moon. Stablefdg: Style and attention based learning for federated domain generalization. In *Thirty-seventh Conference on Neural Information Processing Systems*, 2023. [2](#)
- [25] Xingchao Peng, Zijun Huang, Yizhe Zhu, and Kate Saenko. Federated adversarial domain adaptation. In *International Conference on Learning Representations*, 2020. [2](#)
- [26] Benjamin Recht, Rebecca Roelofs, Ludwig Schmidt, and Vaishaal Shankar. Do imagenet classifiers generalize to imagenet? In *International conference on machine learning*, pages 5389–5400. PMLR, 2019. [1](#)
- [27] Alexander Robey, George J Pappas, and Hamed Hassani. Model-based domain generalization. *Advances in Neural Information Processing Systems*, 34:20210–20229, 2021. [2](#)
- [28] Karen Simonyan and Andrew Zisserman. Very deep convolutional networks for large-scale image recognition. *arXiv preprint arXiv:1409.1556*, 2014. [3](#)

- [29] Baochen Sun and Kate Saenko. Deep coral: Correlation alignment for deep domain adaptation. In *Computer Vision–ECCV 2016 Workshops: Amsterdam, The Netherlands, October 8–10 and 15–16, 2016, Proceedings, Part III 14*, pages 443–450. Springer, 2016. 2
- [30] Eric Tzeng, Judy Hoffman, Ning Zhang, Kate Saenko, and Trevor Darrell. Deep domain confusion: Maximizing for domain invariance. *arXiv preprint arXiv:1412.3474*, 2014. 2
- [31] Hemant Venkateswara, Jose Eusebio, Shayok Chakraborty, and Sethuraman Panchanathan. Deep hashing network for unsupervised domain adaptation. In *Proceedings of the IEEE conference on computer vision and pattern recognition*, pages 5018–5027, 2017. 6
- [32] Riccardo Volpi and Vittorio Murino. Addressing model vulnerability to distributional shifts over image transformation sets. In *Proceedings of the IEEE/CVF International Conference on Computer Vision*, pages 7980–7989, 2019. 2
- [33] Riccardo Volpi, Hongseok Namkoong, Ozan Sener, John C Duchi, Vittorio Murino, and Silvio Savarese. Generalizing to unseen domains via adversarial data augmentation. *Advances in neural information processing systems*, 31, 2018. 2
- [34] Jindong Wang, Wenjie Feng, Yiqiang Chen, Han Yu, Meiyu Huang, and Philip S Yu. Visual domain adaptation with manifold embedded distribution alignment. In *Proceedings of the 26th ACM international conference on Multimedia*, pages 402–410, 2018. 2
- [35] Jindong Wang, Yiqiang Chen, Wenjie Feng, Han Yu, Meiyu Huang, and Qiang Yang. Transfer learning with dynamic distribution adaptation. *ACM Transactions on Intelligent Systems and Technology (TIST)*, 11(1):1–25, 2020. 2
- [36] Qinwei Xu, Ruipeng Zhang, Ya Zhang, Yi-Yan Wu, and Yanfeng Wang. Federated adversarial domain hallucination for privacy-preserving domain generalization. *IEEE Transactions on Multimedia*, 26:1–14, 2023. 2
- [37] Zhenlin Xu, Deyi Liu, Junlin Yang, Colin Raffel, and Marc Niethammer. Robust and generalizable visual representation learning via random convolutions. In *International Conference on Learning Representations*, 2021. 2
- [38] Yanchao Yang and Stefano Soatto. Fda: Fourier domain adaptation for semantic segmentation. In *Proceedings of the IEEE/CVF conference on computer vision and pattern recognition*, pages 4085–4095, 2020. 2
- [39] Chun-Han Yao, Boqing Gong, Hang Qi, Yin Cui, Yukun Zhu, and Ming-Hsuan Yang. Federated multi-target domain adaptation. In *Proceedings of the IEEE/CVF Winter Conference on Applications of Computer Vision*, pages 1424–1433, 2022. 2
- [40] Tehrim Yoon, Sumin Shin, Sung Ju Hwang, and Eunho Yang. Fedmix: Approximation of mixup under mean augmented federated learning. In *International Conference on Learning Representations*, 2021. 2
- [41] Hongyi Zhang, Moustapha Cisse, Yann N Dauphin, and David Lopez-Paz. mixup: Beyond empirical risk minimization. In *International Conference on Learning Representations*, 2018. 2
- [42] Liling Zhang, Xinyu Lei, Yichun Shi, Hongyu Huang, and Chao Chen. Federated learning with domain generalization. *arXiv preprint arXiv:2111.10487*, 2021. 2, 6
- [43] Lin Zhang, Yong Luo, Yan Bai, Bo Du, and Ling-Yu Duan. Federated learning for non-iid data via unified feature learning and optimization objective alignment. In *Proceedings of the IEEE/CVF international conference on computer vision*, pages 4420–4428, 2021. 2
- [44] Ruipeng Zhang, Qinwei Xu, Jiangchao Yao, Ya Zhang, Qi Tian, and Yanfeng Wang. Federated domain generalization with generalization adjustment. In *2023 IEEE/CVF Conference on Computer Vision and Pattern Recognition (CVPR)*, pages 3954–3963. IEEE Computer Society, 2023. 3, 6
- [45] Shanshan Zhao, Mingming Gong, Tongliang Liu, Huan Fu, and Dacheng Tao. Domain generalization via entropy regularization. *Advances in neural information processing systems*, 33:16096–16107, 2020. 1
- [46] Kaiyang Zhou, Yongxin Yang, Yu Qiao, and Tao Xiang. Domain adaptive ensemble learning. *IEEE Transactions on Image Processing*, 30:8008–8018, 2021. 6
- [47] Kaiyang Zhou, Yongxin Yang, Yu Qiao, and Tao Xiang. Domain generalization with mixstyle. *arXiv preprint arXiv:2104.02008*, 2021. 2, 4
- [48] Kaiyang Zhou, Ziwei Liu, Yu Qiao, Tao Xiang, and Chen Change Loy. Domain generalization: A survey. *IEEE Transactions on Pattern Analysis and Machine Intelligence*, page 1–20, 2022. 1
- [49] Jun-Yan Zhu, Taesung Park, Phillip Isola, and Alexei A Efros. Unpaired image-to-image translation using cycle-consistent adversarial networks. In *Proceedings of the IEEE international conference on computer vision*, pages 2223–2232, 2017. 2

FedCCRL: Federated Domain Generalization with Cross-Client Representation Learning

Supplementary Material

6. Process of AugMix

Algorithm 3 AugMix

Input: A batch of samples X , Operations base \mathcal{O} , $\beta \in (0, \infty)$

Output: A batch of augmented samples X_{augmix}

```
1:  $\hat{X} = []$ 
2: for  $x$  in  $X$  do
3:   Fill  $x_{aug}$  with zeros
4:   Uniformly sample  $k \sim \{1, 2, 3\}$ 
5:   Sample  $(w_1, w_2, \dots, w_k) \sim \text{Dirichlet}(\beta, \beta, \dots, \beta)$ 
6:   for  $i = 1, \dots, k$  do
7:     Sample operations  $op_1, op_2, op_3 \sim \mathcal{O}$ 
8:      $op_{12} = op_2 \circ op_1, op_{123} = op_3 \circ op_2 \circ op_1$ 
9:     Uniformly sample chain  $\sim \{op_1, op_{12}, op_{123}\}$ 
10:     $x_{aug} += w_i \cdot \text{chain}(x)$   $\triangleright$  Element-wise Addition
11:   end for
12:   Sample weight  $m \sim \text{Beta}(\beta, \beta)$ 
13:    $\hat{x} = mx + (1 - m)x_{aug}$ 
14:    $\hat{X}.append(\hat{x})$ 
15: end for
16:  $X_{augmix} = \text{cat}(\hat{X})$ 
```
