

ARCHILLES' HEEL IN SEMI-OPEN LLMs: HIDING BOTTOM AGAINST RECOVERY ATTACKS

Hanbo Huang¹, Yihan Li, Bowen Jiang, Lin Liu, Ruoyu Sun², Zhuotao Liu³, Shiyu Liang¹

¹Shanghai Jiao Tong University,

²Chinese University of Hong Kong (Shenzhen), ³Tsinghua University

{hhuang417, lsy18602808513}@sjtu.edu.cn

ABSTRACT

Closed-source large language models deliver strong performance but have limited downstream customizability. Semi-open models, combining both closed-source and public layers, were introduced to improve customizability. However, parameters in the closed-source layers are found vulnerable to recovery attacks. In this paper, we explore the design of semi-open models with fewer closed-source layers, aiming to increase customizability while ensuring resilience to recovery attacks. We analyze the contribution of closed-source layer to the overall resilience and theoretically prove that in a deep transformer-based model, there exists a transition layer such that even small recovery errors in layers before this layer can lead to recovery failure. Building on this, we propose **SCARA**¹, a novel approach that keeps only a few bottom layers as closed-source. SCARA employs a fine-tuning-free metric to estimate the maximum number of layers that can be publicly accessible for customization. We apply it to five models (1.3B to 70B parameters) to construct semi-open models, validating their customizability on six downstream tasks and assessing their resilience against various recovery attacks on sixteen benchmarks. We compare SCARA to baselines and observe that it generally improves downstream customization performance and offers similar resilience with over **10** times fewer closed-source parameters. We empirically investigate the existence of transition layers, analyze the effectiveness of our scheme and finally discuss its limitations.

1 INTRODUCTION

Vendors of Large Language Models (LLMs) have recently launched several closed-source models with impressive capabilities, serving diverse user needs across different scenarios (Minaee et al., 2024; Zhao et al., 2023). Access to closed-source models is typically through black-box APIs, such as GPT-4o and Claude 3.5. These APIs hide model weights and internal structures, restricting downstream customizability. To address this, semi-open LLMs have emerged, offering more flexibility while still hiding certain infrastructure details (Eiras et al., 2024; White et al., 2024). As shown in Figure 1, these semi-open models keep some modules closed-source but allow access to others. This enables users to interact with closed-source modules via embedding APIs and fine-tune the open modules for downstream tasks.

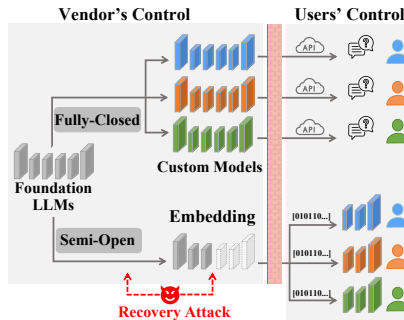


Figure 1: Semi-open vs. fully-closed model.

Open-sourcing more parameters and structure details apparently enhances downstream customizability. However, Zanella-Beguelin et al. (2021) showed that semi-open LLMs with only a few closed-source parameters are vulnerable to model recovery attacks. Recovery attackers query the closed-source module and then train a new module that imitates its functionality. This can lead to the full replication and theft of closed-source modules (Solaiman, 2023). Although the community

¹Code is available at: <https://github.com/OTTO-OTO/SCARA-Semi-Open>

has extensively studied recovery attacks against closed-source models (Chen et al., 2023; Jiang et al., 2023b), defending against recovery attacks in the semi-open setting is an uncharted area. Recovery attackers targeting fully closed-source models seek to fine-tune a new model that precisely replicates the closed-source model (Tamber et al., 2024; Dubiński et al., 2024). In contrast, attackers in semi-open settings are not required to exactly replicate the closed-source module. Instead, they can fine-tune the closed-source module alongside the public module to reconstruct the overall functionality. While open-sourcing more layers enhances downstream flexibility, it also facilitates easier replication.

Beyond the closed-source amount, the specific sections concealed are vital for defending against recovery attacks. Shen et al. (2023) suggested concealing several top layers and keeping the bottom public. However, the benefits of hiding bottom layers (near the input) versus top layers (near the output) are still unclear. Therefore, we examine the impact of each layer on resilience and theoretically identify a transition layer. Any recovery error in bottom layers before this transition layer leads to a high probability of recovery failure. In contrast, errors in later layers have limited impact. This finding suggests that keeping the bottom layers closed-sourced offers better protection against recovery attacks than the top layers, even when the same number of layers is hidden.

In this paper, we introduce SCARA, a selective closed-sourcing method for designing semi-open models that balances customizability with resilience against recovery attacks. Building on our theoretical findings, SCARA selectively hides a few bottom layers. It determines the minimal number of closed-source layers using a recovery difficulty score, a metric that estimates recovery performance without requiring fine-tuning. This score is based on the initial average recovery loss during the attack. SCARA identifies the optimal closed-source strategy by selecting the layers with metric corresponding to the worst recovery performance. Consequently, models designed by SCARA retain most layers as publicly accessible, achieving customizability comparable to fully open-source models while remaining resilient to recovery attacks. Our main contributions are as follows:

- We theoretically demonstrate the existence of a transition layer in LLMs. We prove that small recovery errors in bottom decoder layers before this layer can lead to recovery failure with high probability, whereas errors in later layers have a limited impact. (see Section 4.1)
- We introduce SCARA, a selective closed-source approach that conceals a few bottom decoder layers to enhance customizability while maintaining resilience. Specifically, we propose a metric that does not require fine-tuning, but correlates with the recovered performance under attacks, enabling us to approximately find the minimal number of hidden layers. (see Section 4.2)
- We compare our approach with two baselines across five models (1.3B to 70B parameters), assessing customizability on six tasks and resilience against three recovery strategies across sixteen benchmarks in six domains. Experiments show that our method significantly improves downstream performance while maintaining comparable resilience against recovery attacks, with over 10 times fewer closed-source parameters than the baselines. For example, the semi-open Llama2-70B produced by our method hides only 2.5% of the parameters but achieves a 30% higher downstream performance score than the baselines in the Financial domain. We also observe a performance improvement of over 40% on Mistral-7B. Additionally, our method maintains similar resilience against recovery attacks compared to both baselines. (see Section 5.2)
- We empirically investigate the presence of transition layers and the correlation between our metric and the recovered performance of each closed-source combination. We conclude by analyzing the hyper-parameter sensitivity and discuss the limitations of our approach. (see Section 5.4)

2 RELATED WORKS

Model Customization. Vendors have introduced three main strategies for model customization, each with distinct trade-offs. First, fine-tuning APIs allow users to customize fully closed-source models (e.g., La Plateforme, Azure AI Services), while restricting access (Finlayson et al., 2024). Second, embedding models provide richer customization by allowing users to select and modify subsequent structures (Saritaş et al., 2024; Lee et al., 2024). However, the absence of joint pre-training can degrade performance (Nussbaum et al., 2024) and expose the closed-sourced models to recovery attacks (Caspari et al., 2024; Tamber et al., 2024). Third, open-source models enable full customization flexibility through free fine-tuning, yet pose challenges to model control and usage supervision (Bommasani et al., 2022; Roumeliotis et al., 2023).

Model Recovery Attacks. Prior attacks (Tramèr et al., 2016; Krishna et al., 2020; Dziejic et al., 2023a) attempt to recover the functionality of fully closed-source models through API queries. Carlini et al. (2024) advanced these by entirely extracting the embedding projection layer and hidden dimension size. Recently, various defenses against fully closed-source model recovery attacks have been proposed (Jiang et al., 2024), including malicious queries detection (Shang et al., 2024), watermarking (Zhang et al., 2021), fingerprinting (Guan et al., 2022), etc. These methods do not directly apply to the semi-open settings with only partial model information.

Semi-Open Model. Previous studies (Lin et al., 2024; Chen et al., 2024; Qiao & Zhou, 2023) explore opening bottom layers of models for user customization, while keeping later layers closed-sourced to maintain vendor control. For example, Shen et al. (2023) introduced SAP, which open-sources the first six transformer layers but limits customization options. Meanwhile, Dubiński et al. (2024); Dziejic et al. (2023b) proposed a semi-open approach where encoder models are offered as APIs, allowing users to customize task-specific subsequent modules. However, (Liu et al., 2022) and Sha et al. (2023) showed that these encoder models are still vulnerable to recovery attacks.

3 PRELIMINARIES

3.1 SECURITY THREAT: SEMI-OPEN MODEL RECOVERY

Semi-open LLMs. Let $\mathbf{X} \in \mathbb{R}^{n \times d}$ denote the input data matrix, where each row corresponds to a d -dimensional feature vector representing a single token. Let $f : \mathbb{R}^{n \times d} \rightarrow \mathcal{Y}$ denote a victim model, capable of processing the feature matrix \mathbf{X} and producing an element in the set \mathcal{Y} as output. Modern LLMs typically adopt a multi-layer architecture to capture complex patterns in the input data. Specifically, f is a composition of multiple decoder layers, i.e., $f(\mathbf{X}; \theta) = \varphi_L \circ \dots \circ \varphi_1(\mathbf{X})$. All decoder layers $\varphi_1, \dots, \varphi_L$ share the same architecture but each layer is equipped with distinct parameters. The parameters of all layers are denoted by the vector θ . We consider a semi-open setting, in line with Zanella-Beguelin et al. (2021) and Xu et al. (2021), where certain layers of the LLM are closed-sourced while others remain public. Let the closed-sourced set $I \subseteq \{1, \dots, L\} \triangleq [L]$ denote the index set of hidden layers, while its complement I^c contains the public layer indices.

Semi-open Model Recovery Attack. The semi-open model recovery attack is one of the high-fidelity attacks (Carlini et al., 2024) that aims to recover the general functionality of the victim model. As illustrated in Figure 2, the adversary is able to interact with the victim LLM and possesses access to the architecture and parameters of its public layers. The adversary aims to emulate the behavior of the victim LLM by learning the architecture and parameters associated with the closed-source layers. This task is accomplished through a structured procedure comprising three main steps: (1) *Attack Dataset Construction*: The adversary begins by querying the victim model, thereby gathering an attack dataset \mathcal{D} containing samples representing the capabilities of the victim LLM. (2) *Parameter Initialization*: Next, the adversary randomly initializes the parameters associated with the closed-sourced layers, setting the stage for subsequent model fine-tuning. (3) *Model Fine-Tuning*: Leveraging the dataset \mathcal{D} obtained in the first step, the adversary fine-tunes the parameters of the entire model, iteratively adjusting the parameters to better align with the observed behavior of the victim LLM. Let $\theta_{FT}(I, \mathcal{D})$ denote the recovered parameters under the attack dataset \mathcal{D} and closed-sourced set I . Prior work has shown that this approach enables the adversary to replicate the general functionality of the semi-open LLMs, despite limited access.

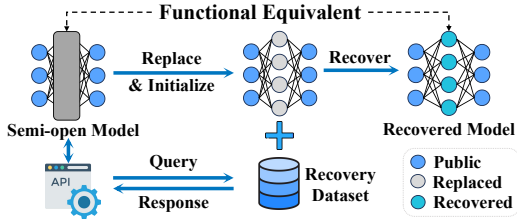


Figure 2: Workflow of semi-open model recovery attack

3.2 PROBLEM FORMULATION

In this paper, we consider the performance of a large language model within a defined distribution, denoted as $\mathbb{P}_{\mathbf{X} \times \mathcal{Y}}$, representing the relationship between the input matrix \mathbf{X} and corresponding label \mathcal{Y} . We assume that the victim LLM $f(\mathbf{X}; \theta)$ performs well within this distribution. Additionally, we presume the attack set \mathcal{D} consists of independent and identically distributed (i.i.d.) samples drawn from $\mathbb{P}_{\mathbf{X} \times \mathcal{Y}}$. To assess the alignment between the outputs of LLM and the ground-truth labels, we

use a scoring function, denoted as $s : \mathcal{Y} \times \mathcal{Y} \rightarrow \mathbb{R}^+$. For any closed-source index set $I \subseteq [L]$, we introduce the concept of a “**Recovery Ratio**” $R(I)$. This ratio measures the extent to which the recovered model $\theta_{\text{FT}}(I, \mathcal{D})$ can replicate the behavior of the victim model $f(\mathbf{X}; \theta)$, expressed as

$$R(I) = \frac{\mathbb{E}[s(f(\mathbf{X}; \theta_{\text{FT}}(I, \mathcal{D})), Y)]}{\mathbb{E}[s(f(\mathbf{X}; \theta), Y)]}. \quad (1)$$

Here, \mathbb{E} in the numerator reflects the expectation computed over random samples (\mathbf{X}, Y) drawn from $\mathbb{P}_{\mathbf{X} \times Y}$, the random attack set \mathcal{D} , and the random initialization of parameters within the closed-source layers during fine-tuning. Conversely, the term \mathbb{E} in the denominator solely considers the expectation over random samples. With this definition, the term $R([L])$ denotes the recovery ratio of the recovered model under a fully-closed approach, where $[L] = \{1, \dots, L\}$. Hence, the following question arises.

Given $\varepsilon > 0$, what is the smallest closed-source set I for which $R(I) \leq (1 + \varepsilon)R([L])$?

This question essentially asks whether it is feasible to identify a minimal closed-source index set I , such that, under this closed-source strategy, the resulting recovered model exhibits similarity to the model recovered under fully-closed approach. In other words, the recovery score does not surpass that of fully-closed approach by more than a factor of $(1 + \varepsilon)$.

4 METHODOLOGY

In this section, we investigate how each layer affects customizability and resilience against recovery attacks. We begin with an experiment involving two semi-open Llama2-70B models, each with either the first two (Semi-Open-1) or the last two (Semi-Open-2) decoder layers closed-sourced. We compare their customization performance and recovered performance under the recovery attack. Figure 3 (a) and (b) show that although two semi-open models perform similarly on six downstream tasks, closed-sourcing the first two layers offers significantly greater resilience than the last two. Moreover, we compare the Semi-Open-1 model to the fully-closed model and observe that this semi-open model can achieve better customizability and comparable resilience at the same time. Therefore, we conjecture that, with a sufficient number of closed-sourced layers before a certain transition layer, a semi-open model can simultaneously achieve great customizability on downstream tasks and strong resilience against recovery attacks. In this section, we first present a theoretical result showing the existence of transition layers and then introduce our selective closed-sourcing approach.

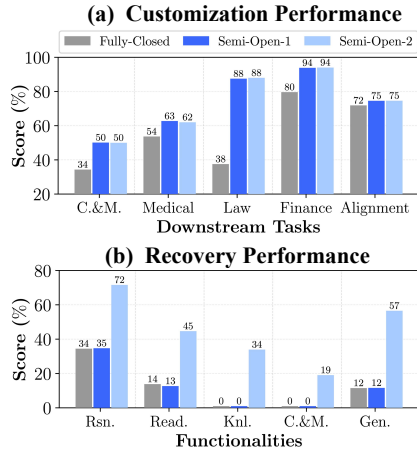


Figure 3: Customizability and resilience comparison in Llama2-70B. Higher scores indicate better customizability in Fig. (a) and weaker resilience in Fig. (b). Details can be found in Appendix C.1

4.1 RESILIENCE TRANSITION LAYER IN INFINITELY DEEP TRANSFORMERS

Model Overview. Let us revisit our large language model composed of L layers, denoted as $f(\mathbf{X}; \theta) = \varphi_L \circ \dots \circ \varphi_1(\mathbf{X})$. Recall that each row of the feature matrix $\mathbf{X} \in \mathbb{R}^{n \times d}$ represents a d -dimensional vector for an input token. We treat each layer φ_i as a transformer layer, where each layer processes an $n \times d$ dimensional matrix as input and outputs another $n \times d$ matrix. Thus, the model f outputs a matrix of n rows and d columns, indicating that the large language model outputs a feature vector for each token. Moreover, we assume that each layer contains a normalized residual self-attention function, defined as

$$\varphi_i(\mathbf{X}; K_i, Q_i) = \mathbf{X} + \text{softmax} \left(\frac{\mathbf{X}Q_i(\mathbf{X}K_i)^\top}{\sqrt{d_Q}\|\mathbf{X}\|^2} \right) \mathbf{X}, \quad (2)$$

where $Q_i \in \mathbb{R}^{d \times d_Q}$ and $K_i \in \mathbb{R}^{d \times d_K}$ are projection parameter matrices for the Q and K matrices in the transformer, respectively. Additionally, $\sqrt{d_Q}$ and the matrix norm $\|\mathbf{X}\|$ denote normalization factors provided by the normalization layer. We consider the strategy of concealing the αL -th layer

with $\alpha \in [0, 1]$ and $\alpha L \in \mathbb{N}$ while keeping other layers public. After the semi-open model recovery, we assume the parameters of the recovered model in the public layers are identical to the victim model, while those in the proprietary layer deviate. Let $\hat{K}_{\alpha L}$ and $\hat{Q}_{\alpha L}$ denote the recovered weight matrix of the proprietary layer, i.e., $\theta_{\text{FT}}(\{\alpha L\}) = \{(K_1, Q_1), \dots, (\hat{K}_{\alpha L}, \hat{Q}_{\alpha L}), \dots, (K_L, Q_L)\}$. Let $\hat{\varphi}_{\alpha L}$ denote the function of the recovered proprietary layer, i.e., the αL -th layer, in the recovered model. In this subsection, we consider the normalized output of an infinitely deep model whose αL -th layer is closed-sourced and subjected to the attack. The output of the recovered model is

$$\hat{f}_{\infty}(\mathbf{X}) = \lim_{L \rightarrow \infty} \frac{\varphi_L \circ \dots \circ \varphi_{\alpha L+1} \circ \hat{\varphi}_{\alpha L} \circ \varphi_{\alpha L-1} \circ \dots \circ \varphi_1(\mathbf{X})}{\|\varphi_L \circ \dots \circ \varphi_{\alpha L+1} \circ \hat{\varphi}_{\alpha L} \circ \varphi_{\alpha L-1} \circ \dots \circ \varphi_1(\mathbf{X})\|_F},$$

where $\|\cdot\|_F$ denotes the Frobenius norm of a given matrix. We consider this infinitely deep network as our ideal model because, in real-world settings, most large-scale models are sufficiently deep. Next, we present the following theorem to illustrate the existence of a critical value α^* such that if $\alpha < \alpha^*$, the recovered LLM outputs identical feature vectors for all tokens. Conversely, if $\alpha > \alpha^*$, the output feature vectors may vary across tokens.

Theorem 1. *Assume that $\mathbb{P}_{\mathbf{X} \times \mathcal{Y}}$ is defined on a countable domain $\mathcal{X} \times \mathcal{Y}$ with $\mathbf{0}_{n \times d} \notin \mathcal{X}$. Assume that parameter matrices $\{K_i, Q_i\}_{i \geq 1}$ in the victim model f have uniform bounded norms, i.e., $\|K_i\| \leq D$ and $\|Q_i\| \leq D$ for some $D > 0$. There exists an $\alpha^* \in (0, 1)$ depending on D such that the following two statements are true.*

- (1) *Let $\alpha < \alpha^*$ and $\{K_i, Q_i\}_{i \geq 1}$ be any parameter matrix sequence in the victim model. Let $\hat{K}_{\alpha L}$ and $\hat{Q}_{\alpha L}$ be the recovered parameter matrices drawn from a continuous distribution supported on $\mathbb{R}^{n \times d}$. With probability one, for any input $\mathbf{X} \in \mathcal{X}$, the row vectors in the matrix $\hat{f}_{\infty}(\mathbf{X})$ are identical.*
- (2) *Let $\alpha > \alpha^*$. There exists a victim model with parameter matrix sequence $\{K_i, Q_i\}_{i \geq 1}$ such that for any recovered parameter matrices $\hat{K}_{\alpha L}$ and $\hat{Q}_{\alpha L}$, the row vectors in the matrix $\hat{f}_{\infty}(\mathbf{X})$ are not entirely the same for some input feature matrix $\mathbf{X} \in \mathcal{X}$.*

Remark 1: The proof is provided in Appendix A. This theorem demonstrates that if the recovered parameters of the bottom layers (i.e., $\alpha < \alpha^*$) are obtained through a randomized algorithm, such as stochastic gradient descent, with a continuous distribution supported on $\mathbb{R}^{n \times d}$, the recovery will certainly fail, as it will produce the same feature vector for every token. In contrast, keeping the later layers closed-sourced (i.e., $\alpha > \alpha^*$) does not maintain this property, indicating that it is more effective to closed-source the bottom layers before the transition layer, rather than the later ones.

Remark 2: The theorem relies on the assumption that the distribution is defined over a countable domain, $\mathcal{X} \times \mathcal{Y}$, typically satisfied by inputs such as sentences or images. We show in the proof that for each input matrix $\mathbf{X} \in \mathcal{X}$, there are two zero-measure sets $\mathcal{K}(\mathbf{X})$ and $\mathcal{Q}(\mathbf{X})$ such that the recovered matrices must avoid to satisfy the theorem. Hence, the countable unions $\mathcal{K} = \bigcup_{\mathbf{X} \in \mathcal{X}} \mathcal{K}(\mathbf{X})$ and $\mathcal{Q} = \bigcup_{\mathbf{X} \in \mathcal{X}} \mathcal{Q}(\mathbf{X})$ are also zero-measure sets, ensuring that when recovered matrices do not belong to these sets, the conditions in the theorem are met for any input matrix \mathbf{X} in the input space.

Theorem 1 shows that hiding bottom layers offers greater resilience against model recovery attacks, indicating that closed-sourcing layers starting from the first layer may be an effective approach. In the next subsection, we present a closed-sourcing approach to identify the minimal set of hidden layers.

4.2 SCARA: SELECTIVE CLOSED-SOURCING APPROACH AGainst RECOVERY ATtack

We propose a method to approximately find the smallest bottom layer index set I that satisfies $R(I) \leq (1 + \varepsilon)R([L])$. A simple approach is to start with $I_l = \{1, \dots, l\}$ for each l beginning from 1, then evaluate the recovery ratio $R(I_l)$ after the attack, and identify the smallest l that meets the inequality. This extensive fine-tuning process is time-consuming, prompting the critical question: *Can we create a fine-tuning-free metric that predicts LLM performance under semi-open model recovery attacks?* Hence, our goal is to establish a metric directly correlated with the recovery ratio.

In the recovery ratio $R(I)$, each I has the same denominator, so our focus is on a metric related to the numerator, specifically $\mathbb{E}[s(f(\mathbf{X}; \theta_{\text{FT}}(I, \mathcal{D})), Y)]$, which measures the average performance score of the recovered model. This average performance score generally inversely correlates with the average testing loss $\mathbb{E}[\ell(f(\mathbf{X}; \theta_{\text{FT}}(I, \mathcal{D})), Y)]$. Therefore, our goal becomes finding the l such that

$$\mathbb{E}[\ell(f(\mathbf{X}; \theta_{\text{FT}}(\{1, \dots, l\}, \mathcal{D})), Y)] \geq (1 - \varepsilon)\mathbb{E}[\ell(f(\mathbf{X}; \theta_{\text{FT}}([L], \mathcal{D})), Y)].$$

However, calculating both sides of this inequality requires knowing the recovered parameters from the fine-tuning process. To bypass this, we aim for an approximate solution. The recovered parameters are generated through gradient descent, starting from the initial parameters $\theta_0(I)$, with the hidden layers being randomly initialized. Using the Taylor Expansion, we find

$$\mathbb{E}[\ell(f(\mathbf{X}; \theta_{\text{FT}}(I, \mathcal{D})), Y)] = \mathbb{E}[\ell(f(\mathbf{X}; \theta_0(I)), Y)] + \mathcal{O}(\|\theta_{\text{FT}}(I, \mathcal{D}) - \theta_0(I)\|_2).$$

Previous research (Choi et al., 2024; Bailly et al., 2022) suggests the difference $\|\theta_{\text{FT}}(I, \mathcal{D}) - \theta_0(I)\|_2$ is minor for large networks compared to the dataset size $|\mathcal{D}|$. In models like a single-layer ReLU network (Anthony et al., 1999; Zou et al., 2020), the difference $\|\theta_{\text{FT}}(I, \mathcal{D}) - \theta_0(I)\|_2$ is of order $\mathcal{O}\left(\frac{|\mathcal{D}|}{\sqrt{N}}\right)$ (Jacot et al., 2018; Wei et al., 2019), where N , the number of model parameters, which is much larger than the dataset size in LLMs (Dubey et al., 2024; Liu et al., 2024). Hence, the first term that does not require fine-tuning dominates, suggesting it as a viable metric for predicting the recovery ratio. Thus, we define the first term as “**Recovery Difficulty**” ($\text{RD}(I)$) with the expression:

$$\text{RD}(I) = \mathbb{E}_{\mathbf{X}, Y, \theta_0(I)}[\ell(f(\mathbf{X}; \theta_0(I)), Y)].$$

This score, which can be estimated using a sample average, represents the recovered performance of the model when specific layers I are closed-sourced. A higher $\text{RD}(I)$ suggests worse recovery performance, indicating a lower recovery ratio $R(I)$. Therefore, our SCARA operates in the following way. SCARA begins by sampling evaluation data from the underlying distribution and then computes $\text{RD}(I_l)$ for each set of closed-sourced layers $I_l = \{1, \dots, l\}$ for $l = 1, \dots, L$. SCARA stops at the smallest l^* that satisfies $\text{RD}(I_{l^*}) \geq (1 - \varepsilon)\text{RD}([L])$.

5 EXPERIMENTS

5.1 EXPERIMENTAL SETTINGS

Models. We consider **five** open-source, decoder-only structured LLMs with various architectures. Specifically, we select Llama2-70B-chat, Llama2-7B-chat (Touvron et al., 2023), Mistral-7B-v0.1 (Jiang et al., 2023a), Phi-2 (Abdin et al., 2024), and Phi-1.5 (Li et al., 2023). We designate these pre-trained models as the base models for customization and victims in semi-open model recovery attacks. Details of each model is provided in Appendix B.1.

Attack Methods. We recover models produced by different closed-source approaches using three attack methods: FT-all, FT-closed, and SEM (Stealing Embedding Model) (Tamber et al., 2024). FT-all finetunes the entire model, whereas FT-closed fine-tunes the closed-sourced set only. We also consider SEM, a typical attack that trains a substitute embedding module with data from the closed-sourced set. Following (He et al., 2021), a diverse attack set is required for full recovery. Therefore, we merge data evenly for two general datasets, MMLU benchmark (Hendrycks et al., 2021) and Alpaca 52k (Wang et al., 2022), resulting in a 51k combined set. Details are in Appendix B.2

Baselines. We compare SCARA with the other two baselines: SAP-DP and the fully-closed (Eiras et al., 2024) approach. The SAP (Shen et al., 2023) framework keeps the first six decoder layers open and the rest closed-source. SAP-DP extends SAP by adding Laplace noise to the model outputs, a common strategy for model protection (Lee et al., 2018). The fully-closed approach represents the extreme, where all layers are closed-sourced. Further details can be found in Appendix B.3

Implementation Details of SCARA. We apply the SCARA algorithm to identify the smallest closed-sourced set I such that $R(I) \leq (1 + \varepsilon)R([L])$. To calculate the recovery difficulty (RD), we use a 1.5k evaluation set sourced from the same datasets as the attack set. We explore ε values from 0.05 to 1 and discover that setting ε to 0.05 yields optimal performance on the evaluation set. We randomly initialize the hidden layers and average the RD across three seeds to select the smallest layer set. For more details on the dataset and the SCARA sensitivity on ε , see Appendix B.4 and Section 5.3.

Evaluation Benchmarks We assess customizability on six downstream tasks: Code (Zheng et al., 2024b), Math (Yue et al., 2023), Medical (Zhang et al., 2023), Finance (Wang et al., 2023b), Law (Guha et al., 2024), and Alignment (Meng et al., 2024). To fully evaluate recovered functionalities, we focus on six capabilities domains following Llama2 report (Touvron et al., 2023). Specifically, we assess the recovered model across **sixteen** benchmarks grouped into (1) *Commonsense Reasoning* (Rsn.); (2) *Reading Comprehension* (Read.); (3) *World Knowledge* (Knl.); (4) *Code*; (5) *Math*; and (6) *General Ability* (Gen.). More details can be found in Appendix B.5.

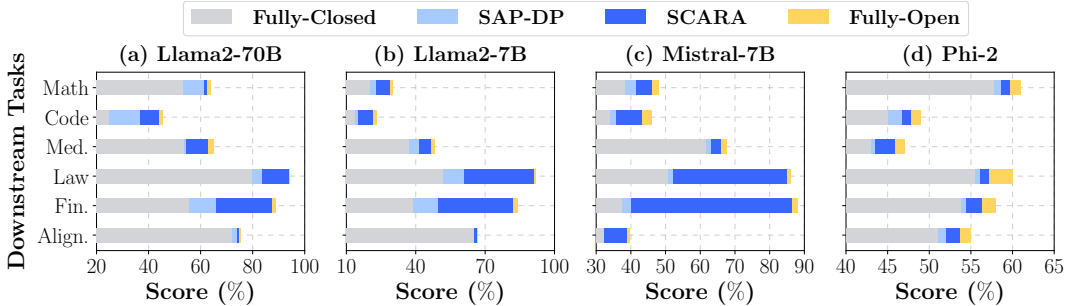


Figure 4: Customization performance of models closed-sourced by SCARA on six downstream tasks.

Table 1: Recovery ratios on 6 functionalities under FT-all (SCARA |SAP-DP| Fully-closed). ‘‘H.E.’’ in Code domain presents the benchmark ‘‘HumanEval’’. More details are available in Appendix C.2.

	Benchmark	Llama2-70B	Llama2-7B	Mistral-7B	Phi-2	Phi-1.5
Rsn.	PIQA	62.6 59.8 63.0	64.7 64.7 64.6	63.0 61.2 60.2	68.3 65.6 65.7	70.6 69.5 66.7
	Winogrande	68.5 67.7 68.3	76.8 74.8 76.6	67.2 69.0 68.3	68.3 64.9 64.8	70.3 67.8 67.6
	ARC-easy	31.9 32.8 31.3	36.3 35.5 34.9	32.3 34.7 32.0	43.2 35.3 33.9	40.5 37.8 36.1
	ARC-challenge	38.5 38.1 44.2	47.8 46.6 50.9	39.7 42.6 44.5	36.8 36.6 35.3	46.1 44.4 47.5
	Hellaswag	31.4 31.4 32.4	33.9 34.0 35.0	32.2 32.0 31.3	37.4 37.3 34.3	42.0 41.0 40.0
Read.	LAMBADA	0.01 0.00 0.00	0.02 0.00 0.01	0.16 0.00 0.01	1.34 0.04 0.00	1.37 0.00 0.00
	BoolQ	47.2 47.1 53.9	59.5 56.0 65.0	48.3 46.8 56.7	56.7 50.3 55.8	61.7 54.9 60.8
	SQuADv2-EM	0.00 0.00 0.00	0.00 0.00 0.00	0.00 0.00 0.00	0.00 0.00 0.00	0.00 0.00 0.00
	SQuADv2-F1	1.50 1.68 0.34	0.68 0.88 0.82	1.69 0.36 0.93	3.65 0.39 0.90	1.28 1.07 2.64
KnL.	OBQA	54.5 54.5 57.1	57.4 52.5 59.2	57.7 56.8 56.3	0.00 0.00 0.02	0.04 0.00 0.00
	NaturalQuestions	0.00 0.02 0.00	0.01 0.01 0.08	0.00 0.00 0.02	0.01 0.00 0.06	0.21 0.00 0.00
	TriviaQA	0.00 0.02 0.00	0.00 0.00 0.03	0.00 0.00 0.01	0.01 0.00 0.01	0.01 0.00 0.00
Code	MBPP&H.E.	0.00 0.00 0.00	0.00 0.00 0.00	0.00 0.00 0.00	0.00 0.00 0.00	0.00 0.00 0.00
Math	GSM8K	0.02 0.00 0.06	0.00 0.00 0.00	0.00 0.00 0.00	0.00 0.00 0.00	0.00 0.00 0.00
Gen.	MMLU	36.8 38.3 36.5	52.9 50.0 53.3	40.4 36.9 37.2	42.6 40.3 40.5	56.7 54.1 54.1
	BBH	0.00 0.00 0.00	0.00 0.00 0.00	0.00 0.00 0.00	0.01 0.00 0.00	0.00 0.00 0.00
Average Recovery Ratio(↓)		21.9 21.8 22.8	25.3 24.4 25.9	22.5 22.4 22.8	23.9 22.3 22.4	26.2 25.3 25.4
Closed-source Ratio(↓)		2.50 92.5 100.	3.16 81.3 100.	3.16 81.6 100.	6.25 81.3 100.	8.33 75.0 100.

Metrics. We measure model customizability through its improvements on benchmarks. For resilience, we calculate the ‘‘Average Recovery Ratio’’ (ARR) by averaging the recovery ratios across benchmarks. A lower ARR indicates higher resilience offered by the closed-sourced set. Additionally, we define $\Delta\text{ARR}(I) = \text{ARR}(I) - \text{ARR}([L])$ to compare the resilience between closed-sourcing set I and the fully-closed approach. A smaller ΔARR suggests similar resilience to the fully-closed model.

5.2 MAIN RESULTS

In this subsection, we compare SCARA with three baselines, demonstrating its superior customizability on downstream domains while preserving similar resilience against model recovery attacks.

Customizability: SCARA vs. Baselines. We compare the customization performance of SCARA with closed-source baselines. Results are shown in Figure 4 and detailed in Appendix B.6.

On 70B and 7B models, SCARA consistently surpasses SAP-DP and fully-closed approaches across six domains and aligns closely with the performance of the fully-open approach, where all parameters are accessible. For instance, in the Law domain, SCARA improves scores by 10% over SAP-DP and fully-closed approaches on Llama2-70B, with this improvement rising to 35% on 7B models. Similar patterns of enhanced customizability are also evident in Phi-2 model, though the improvement on the Law domain narrows to only 1%. Furthermore, SCARA maintains performance comparable to the

Table 2: Recovery ratios on Llama2-70B.

Strat.	Method	Rsn.	Read.	Kn.	C.&M.	Gen.	ARR
FT-c.	SCARA	47.1	21.6	0.00	0.03	18.7	22.6
	SAP-DP	46.2	19.5	0.00	0.00	19.0	21.8
	F-Closed	47.8	21.2	0.00	0.08	18.5	22.8
SEM	SCARA	48.2	21.9	0.00	0.00	18.5	22.4
	SAP-DP	47.1	21.1	0.00	0.00	18.3	22.3
	F-Closed	47.8	21.2	0.00	0.08	18.5	22.8

Table 3: ARR of SCARA vs. attacks.

Model	FT-all	FT-closed	SEM
Llama2-70B	21.9	22.6	22.4
Llama2-7B	25.3	24.8	25.0
Mistral-7B	22.5	22.5	22.0
Phi-2	23.9	23.7	22.1
Phi-1.5	26.2	26.9	24.7

fully-open approach, demonstrating that hiding a small portion of parameters has a small impact on downstream customizability. More results are reported in Appendix C.3.

Resilience: SCARA vs. Baselines. We compare the resilience of SCARA with other closed-source baselines under three recovery strategies: FT-all, FT-closed, and SEM attack. As shown in Table 1, under FT-all attack, SCARA, SAP-DP, and fully-closed approach show similar resilience across various architectures and domains, with ARR differences within 1.4%. For instance, on Llama2-70B, SCARA keeps only 1.25% of parameters hidden, yet achieves an ARR of 21.9%, comparable to SAP-DP (21.8%) and the fully-closed approach (22.8%), which keep 92.5% and 100% of parameters closed-sourced, respectively. This pattern also extends across five architectures, indicating that our approach effectively preserves resilience with limited parameter closed-sourced. As shown in Table 2, SCARA achieves comparable resilience under FT-closed and SEM attacks. Under FT-closed attack, the recovery ratio differences among the three approaches remain under 2.1% across six domains. Similarly, under SEM attack, recovery ratios of SCARA align closely with the other approaches. These results show that SCARA offers resilience against model recovery on par with fully-closed approach, despite requiring fewer private parameters. More details are in Appendix C.4.

Resilience: SCARA vs. Recovery Strategies. Table 3 shows that SCARA effectively defends three recovery attack strategies on all models. We observe that SEM, a typical and effective attack for recovering embedding models, does not show a significant boost in recovery performance. This can be because SEM attackers focus on recovering only the proprietary embedding module, while the semi-open model recovery attackers aim at recovering the full functionality of the entire model, including both proprietary and public modules. The targets of these two attackers are different since even small errors in bottom layers can lead to significant output deviations. To see this, we add small perturbations on parameters in the first layer of Llama2-7B model and evaluate the embedding deviation at the output of each decoder layer. Figure 5 shows that the norm of deviation increases as the layer index increases, indicating that small errors are amplified by subsequent layers, leading to large deviations in the final output. Therefore, SCARA closed-sources the first several layers, effectively leveraging this amplification, making the functionality recovery more difficult and ensuring strong resilience against recovery attack. We report details in Appendix B.7 and C.5.

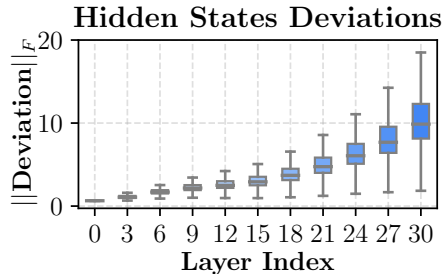


Figure 5: Amplification of error in Llama2-7B.

Table 4: SCARA vs. dataset scales.

Scale	Rsn.	Read.	Kn.	C.&M.	Gen.	ARR
51k	51.7	21.6	0.01	0.00	28.3	25.3
100k	51.3	21.5	0.13	0.00	29.6	25.3
200k	51.4	21.7	0.11	0.00	29.7	25.2
300k	51.6	21.7	0.11	0.00	30.5	25.5
500k	51.8	22.0	0.09	0.00	30.8	25.8

Resilience: SCARA vs. Recovery Dataset Scales. We further evaluate the resilience of SCARA against FT-all by increasing the recovery dataset scale on Llama2-7B to determine if larger datasets would compromise its effectiveness. More details on the attack dataset are in Appendix B.2. Table 4 shows the recovery ratio achieved by SCARA under each attack dataset. We observe that increasing the scale of the attack dataset leads to only a mild increase in recovery ratios, indicating a limited impact on SCARA. For instance, recovering with the 500k samples results in only a 0.5% ARR improvement over 51k samples. This suggests that the resilience provided by SCARA cannot be easily compromised by simply increasing the dataset scale. Details are reported in Appendix C.6.

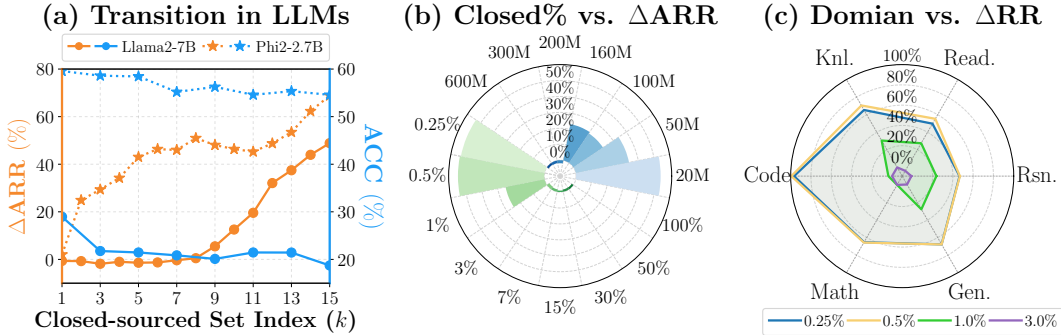


Figure 6: (a) shows customizability and resilience changes in Llama2-7B and Phi-2 when different closed-sourced layer sets. Each point for customizability represents hidden layers from the start up to the indicated set. (b) presents ΔARR for different closed-sourced parameter quantities and proportions in Llama2-7B. (c) depicts recovery ratio changes (ΔRR) in specific functions of Llama2-7B with varying closed-sourced parameter ratios.

5.3 ANALYSIS ON SCARA

In this subsection, we assess the effectiveness of SCARA on four LLMs, showing the resilience transition in LLMs and the strong correlation between recovery difficulty and ARR.

Transition Layer. We investigate the existence of transition layers in resilience against model recovery and customizability in the math domain. Results are in Figure 6(a) and detailed in Appendix C.7

For resilience, we hide same-sized layer sets with different start points, and attack them using FT-all. Specifically, the sets consist of one layer for Llama2-7B and two layers for Phi-2. We observe clear resilience transitions in both models. For example, in Llama2-7B, the transition occurs at the eighth layer set. For sets preceding the eighth, ΔARR remains close to zero, indicating that concealing any set up to the eighth layer set yields resilience comparable to the fully-closed approach. However, concealing sets beyond the eighth leads to decreased resilience, as indicated by increasing ΔARR values. In the smaller Phi-2 model, the transition happens earlier at the first layer set, with hiding later sets resulting in reduced resilience. These patterns suggest resilience transitions occur deeper in larger models. Similar trends of transitions in Mistral-7B and Phi-1.5 can be found in Appendix B.8.

For customizability, we conceal varying numbers of layers from the start and fine-tune the open set. We observe the customizability transition in the 7B model. Specifically in Llama2-7B, concealing only the first layer set improves performance by 43%, but this gain drops to 7% when concealing up to the third layer set and eventually fluctuates around 0%. However, we barely observe transitions in the smaller model, with improvements limited to 3%. This suggests that fewer closed-sourced layers enhance customizability, and larger models possess greater customizability than smaller ones.

Resilience vs. Closed-source Size. We explore how closed-sourced set size impacts the model resilience in Llama2-7B. We start from the smallest self-attention module (k _projection) in a decoder layer and extend to the entire model. Results are shown in Figure 6 and detailed in Appendix C.8.

In the general domain (Figure 6(b)), we observe that resilience emerges when a sufficient number of parameters are closed-sourced. Specifically in Llama2-7B, we observe that when the proportion of closed-sourced increases to 3%, resilience emerges. Furthermore, we observe similar patterns in specific domains, yet resilience transitions vary across capabilities as shown in Figure 6(c). For instance, technical skills such as Math show earlier transitions, with resilience emerging at 1% parameters closed-sourced, whereas domains such as Commonsense Reasoning require hiding 3%. In summary, closed-sourcing a small portion of parameters can provide sufficient resilience against model recovery, meanwhile, technical capabilities tend to be more challenging to recover than other domains. Other models are analyzed in Appendix B.9.

5.4 DISCUSSIONS

Effectiveness of RD on large models. We assess the efficacy of the recovery difficulty (RD) in estimating the performance of the recovered model. Specifically, we calculate the Pearson and Spearman correlation coefficients between RD and ARR across different capability groups. As shown

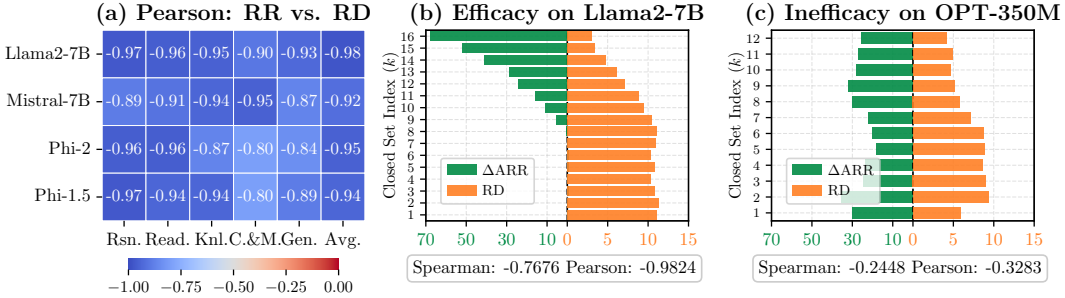


Figure 7: (a) presents the Pearson coefficient between recovery ratio (RR) and recovery difficulty (RD) across four models and six domains. (b) and (c) depict the link between Δ ARR and RD for Llama2-7B and OPT-350M.

in Figure 7(a), we observe a negative correlation between the recovery difficulty and average recovery ratio. For example, in Llama2-7B, the Pearson coefficient is consistently below -0.80, reaching as low as -0.98. We observe similar phenomena in other models with varying architectures and sizes, confirming RD as a reliable predictor of recovered model performance and the effectiveness of SCARA. Further analysis and results of Spearman coefficients can be found in Appendix B.10.

Ineffectiveness of RD on Smaller Model. Theorem 1 and Figure 6(a) demonstrate the existence of transition layers in deep transformers, yet their presence in shallow transformers remains unclear. Therefore, we hide and attack same-sized layer sets in OPT-350M (Zhang et al., 2022) which contains only 350M parameters. We set the layer set size to two and subsequently calculate Δ ARRs for each set. As shown in Figure 7 (b) and (c), we observe the absence of transition layer in OPT, along with notable inconsistencies between RD and Δ ARR values. Specifically in OPT-350M, the best resilience is achieved by closed-sourcing middle layers instead of the initial ones, suggesting that bottom layers may not offer better resilience. Therefore, SCARA fails to identify the smallest closed-sourced set in this case, suggesting its unsuitability for smaller models. Details are in Appendix C.9.

Sensitivity of SCARA to ε . We assess the sensitivity of SCARA to ε by incrementally adjusting ε from 0.05 to 1 in steps of 0.05, and calculate the Δ ARR of five recovered models. As shown in Figure 8, we observe that SCARA exhibits low sensitivity to changes in ε . For instance, the Δ ARRs stabilize across all models as ε increases. This stability arises due to larger ε values requiring smaller closed-sourced sets to satisfy $R(I) \leq (1 + \varepsilon)R([L])$, thereby reducing the need for extensive layer closed-sourced. Details are in Appendix B.4.

Limited Defense against Adversarial Attack. We compare SCARA and SAP-DP in defending against three black-box adversarial attacks on Llama2-7B. Specifically, we apply the membership inference (Fu et al., 2023) (MIA), attribute inference (Staab et al., 2023) (AIA), and prompt injection (Liu et al., 2023) (PIA) attacks to the semi-open models produced by SAP-DP and SCARA. As shown in Table 5, we observe that SAP-DP outperforms SCARA across all three attacks, but still performs worse than the gold standard. This is because SCARA does not introduce additional output perturbation and thus provide limited defense against black-box adversarial attacks. Details can be found in Appendix B.11.

6 CONCLUSION

In this paper, we explored finding minimal closed-sourced sets to enhance LLM customizability while preserving their resilience against semi-open model recovery attacks. We theoretically prove that minor errors in bottom decoder layers prior to a transition layer greatly reduce recovery attack success. We introduced SCARA, which selectively closed-sources a small set of layers, achieving superior customizability and comparable resilience to SAP-DP and fully-closed. We empirically investigated the existence of customization and resilience transitions, showed the impact of closed-source size on model resilience, analyzed the effectiveness of our approach, and finally discussed its limitations.

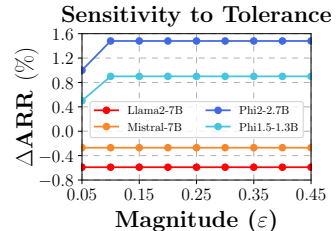


Figure 8: Sensitivity to ε .

Table 5: Performance of SCARA defending adversarial attacks. \downarrow indicates the smaller the better.

Approach	MIA \downarrow	AIA \downarrow	PIA \downarrow
Gold Std.	58.0	43.9	0.00
SCARA	72.3	85.0	26.5
SAP-DP	72.2	83.9	24.9

REFERENCES

- Marah Abdin, Sam Ade Jacobs, Ammar Ahmad Awan, Jyoti Aneja, Ahmed Awadallah, Hany Awadalla, Nguyen Bach, Amit Bahree, Arash Bakhtiari, Harkirat Behl, et al. Phi-3 technical report: A highly capable language model locally on your phone. *arXiv preprint arXiv:2404.14219*, 2024.
- Martin Anthony, Peter L Bartlett, Peter L Bartlett, et al. *Neural network learning: Theoretical foundations*, volume 9. cambridge university press Cambridge, 1999.
- Jacob Austin, Augustus Odena, Maxwell Nye, Maarten Bosma, Henryk Michalewski, David Dohan, Ellen Jiang, Carrie Cai, Michael Terry, Quoc Le, et al. Program synthesis with large language models. *arXiv preprint arXiv:2108.07732*, 2021.
- Alexandre Bailly, Corentin Blanc, Élie Francis, Thierry Guillotin, Fadi Jamal, Béchara Wakim, and Pascal Roy. Effects of dataset size and interactions on the prediction performance of logistic regression and deep learning models. *Computer Methods and Programs in Biomedicine*, 213: 106504, 2022.
- Loubna Ben Allal, Niklas Muennighoff, Logesh Kumar Umaphathi, Ben Lipkin, and Leandro von Werra. A framework for the evaluation of code generation models. <https://github.com/bigcode-project/bigcode-evaluation-harness>, 2022.
- Yonatan Bisk, Rowan Zellers, Ronan Le Bras, Jianfeng Gao, and Yejin Choi. Piqa: Reasoning about physical commonsense in natural language. In *Thirty-Fourth AAAI Conference on Artificial Intelligence*, 2020.
- Rishi Bommasani, Drew A. Hudson, Ehsan Adeli, Russ Altman, Simran Arora, Sydney von Arx, Michael S. Bernstein, Jeannette Bohg, Antoine Bosselut, Emma Brunskill, Erik Brynjolfsson, Shyamal Buch, Dallas Card, Rodrigo Castellon, Niladri Chatterji, Annie Chen, Kathleen Creel, Jared Quincy Davis, Dora Demszky, Chris Donahue, Moussa Doumbouya, Esin Durmus, Stefano Ermon, John Etchemendy, Kawin Ethayarajh, Li Fei-Fei, Chelsea Finn, Trevor Gale, Lauren Gillespie, Karan Goel, Noah Goodman, Shelby Grossman, Neel Guha, Tatsunori Hashimoto, Peter Henderson, John Hewitt, Daniel E. Ho, Jenny Hong, Kyle Hsu, Jing Huang, Thomas Icard, Saahil Jain, Dan Jurafsky, Pratyusha Kalluri, Siddharth Karamcheti, Geoff Keeling, Fereshte Khani, Omar Khattab, Pang Wei Koh, Mark Krass, Ranjay Krishna, Rohith Kudipudi, Ananya Kumar, Faisal Ladhak, Mina Lee, Tony Lee, Jure Leskovec, Isabelle Levent, Xiang Lisa Li, Xuechen Li, Tengyu Ma, Ali Malik, Christopher D. Manning, Suvir Mirchandani, Eric Mitchell, Zanele Munyikwa, Suraj Nair, Avani Narayan, Deepak Narayanan, Ben Newman, Allen Nie, Juan Carlos Niebles, Hamed Nilforoshan, Julian Nyarko, Giray Ogut, Laurel Orr, Isabel Papadimitriou, Joon Sung Park, Chris Piech, Eva Portelance, Christopher Potts, Aditi Raghunathan, Rob Reich, Hongyu Ren, Frieda Rong, Yusuf Roohani, Camilo Ruiz, Jack Ryan, Christopher Ré, Dorsa Sadigh, Shiori Sagawa, Keshav Santhanam, Andy Shih, Krishnan Srinivasan, Alex Tamkin, Rohan Taori, Armin W. Thomas, Florian Tramèr, Rose E. Wang, William Wang, Bohan Wu, Jiajun Wu, Yuhuai Wu, Sang Michael Xie, Michihiro Yasunaga, Jiaxuan You, Matei Zaharia, Michael Zhang, Tianyi Zhang, Xikun Zhang, Yuhui Zhang, Lucia Zheng, Kaitlyn Zhou, and Percy Liang. On the opportunities and risks of foundation models, 2022. URL <https://arxiv.org/abs/2108.07258>.
- Nicholas Carlini, Daniel Paleka, Krishnamurthy Dj Dvijotham, Thomas Steinke, Jonathan Hayase, A. Feder Cooper, Katherine Lee, Matthew Jagielski, Milad Nasr, Arthur Conmy, Itay Yona, Eric Wallace, David Rolnick, and Florian Tramèr. Stealing part of a production language model, 2024. URL <https://arxiv.org/abs/2403.06634>.
- Laura Caspari, Kanishka Ghosh Dastidar, Saber Zerhoubi, Jelena Mitrovic, and Michael Granitzer. Beyond benchmarks: Evaluating embedding model similarity for retrieval augmented generation systems, 2024. URL <https://arxiv.org/abs/2407.08275>.
- Sahil Chaudhary. Code alpaca: An instruction-following llama model for code generation, 2023. URL <https://github.com/sahil280114/codealpaca>. Accessed: 2024-09-23.
- Mark Chen, Jerry Tworek, Heewoo Jun, Qiming Yuan, Henrique Ponde de Oliveira Pinto, Jared Kaplan, Harri Edwards, Yuri Burda, Nicholas Joseph, Greg Brockman, et al. Evaluating large language models trained on code. *arXiv preprint arXiv:2107.03374*, 2021.

- Yanjiao Chen, Rui Guan, Xueluan Gong, Jianshuo Dong, and Meng Xue. D-dae: Defense-penetrating model extraction attacks. In *2023 IEEE Symposium on Security and Privacy (SP)*, pp. 382–399. IEEE, 2023.
- Yuxuan Chen, Rongpeng Li, Xiaoxue Yu, Zhifeng Zhao, and Honggang Zhang. Adaptive layer splitting for wireless llm inference in edge computing: A model-based reinforcement learning approach, 2024. URL <https://arxiv.org/abs/2406.02616>.
- Zitao Chen and Karthik Pattabiraman. A method to facilitate membership inference attacks in deep learning models. *arXiv preprint arXiv:2407.01919*, 2024.
- Hongjun Choi, Jayaraman J. Thiagarajan, Ruben Glatt, and Shusen Liu. Enhancing accuracy and parameter-efficiency of neural representations for network parameterization, 2024. URL <https://arxiv.org/abs/2407.00356>.
- Christopher Clark, Kenton Lee, Ming-Wei Chang, Tom Kwiatkowski, Michael Collins, and Kristina Toutanova. Boolq: Exploring the surprising difficulty of natural yes/no questions. *arXiv preprint arXiv:1905.10044*, 2019.
- Peter Clark, Isaac Cowhey, Oren Etzioni, Tushar Khot, Ashish Sabharwal, Carissa Schoenick, and Oyvind Tafjord. Think you have solved question answering? try arc, the ai2 reasoning challenge. *ArXiv*, abs/1803.05457, 2018.
- Karl Cobbe, Vineet Kosaraju, Mohammad Bavarian, Jacob Hilton, Reiichiro Nakano, Christopher Hesse, and John Schulman. Training verifiers to solve math word problems, 2021.
- Ganqu Cui, Lifan Yuan, Ning Ding, Guanming Yao, Bingxiang He, Wei Zhu, Yuan Ni, Guotong Xie, Ruobing Xie, Yankai Lin, Zhiyuan Liu, and Maosong Sun. Ultrafeedback: Boosting language models with scaled ai feedback, 2024. URL <https://arxiv.org/abs/2310.01377>.
- Abhimanyu Dubey, Abhinav Jauhri, Abhinav Pandey, Abhishek Kadian, Ahmad Al-Dahle, Aiesha Letman, Akhil Mathur, Alan Schelten, Amy Yang, Angela Fan, et al. The llama 3 herd of models. *arXiv preprint arXiv:2407.21783*, 2024.
- Jan Dubiński, Stanisław Pawlak, Franziska Boenisch, Tomasz Trzcinski, and Adam Dziedzic. Bucks for buckets (b4b): Active defenses against stealing encoders. *Advances in Neural Information Processing Systems*, 36, 2024.
- Adam Dziedzic, Franziska Boenisch, Mingjian Jiang, Haonan Duan, and Nicolas Papernot. Sentence embedding encoders are easy to steal but hard to defend. In *ICLR 2023 Workshop on Pitfalls of limited data and computation for Trustworthy ML*, 2023a. URL <https://openreview.net/forum?id=XN5qOxI8gkz>.
- Adam Dziedzic, Franziska Boenisch, Mingjian Jiang, Haonan Duan, and Nicolas Papernot. Sentence embedding encoders are easy to steal but hard to defend. 2023b.
- Francisco Eiras, Aleksandar Petrov, Bertie Vidgen, Christian Schroeder, Fabio Pizzati, Katherine Elkins, Supratik Mukhopadhyay, Adel Bibi, Aaron Purewal, Csaba Botos, Fabro Steibel, Fazel Keshtkar, Fazl Barez, Genevieve Smith, Gianluca Guadagni, Jon Chun, Jordi Cabot, Joseph Imperial, Juan Arturo Nolasco, Lori Landay, Matthew Jackson, Phillip H. S. Torr, Trevor Darrell, Yong Lee, and Jakob Foerster. Risks and opportunities of open-source generative ai, 2024. URL <https://arxiv.org/abs/2405.08597>.
- Matthew Finlayson, Xiang Ren, and Swabha Swayamdipta. Logits of api-protected llms leak proprietary information, 2024. URL <https://arxiv.org/abs/2403.09539>.
- Wenjie Fu, Huandong Wang, Chen Gao, Guanghua Liu, Yong Li, and Tao Jiang. Practical membership inference attacks against fine-tuned large language models via self-prompt calibration. *arXiv preprint arXiv:2311.06062*, 2023.
- Leo Gao, Jonathan Tow, Baber Abbasi, Stella Biderman, Sid Black, Anthony DiPofi, Charles Foster, Laurence Golding, Jeffrey Hsu, Alain Le Noac’h, Haonan Li, Kyle McDonell, Niklas Muennighoff, Chris Ociepa, Jason Phang, Laria Reynolds, Hailey Schoelkopf, Aviya Skowron, Lintang Sutawika, Eric Tang, Anish Thite, Ben Wang, Kevin Wang, and Andy Zou. A framework for few-shot language model evaluation, 12 2023. URL <https://zenodo.org/records/10256836>.

- Jiyang Guan, Jian Liang, and Ran He. Are you stealing my model? sample correlation for fingerprinting deep neural networks. *Advances in Neural Information Processing Systems*, 35:36571–36584, 2022.
- Neel Guha, Julian Nyarko, Daniel E. Ho, Christopher Ré, Adam Chilton, Aditya Narayana, Alex Chohlas-Wood, Austin Peters, Brandon Waldon, Daniel N. Rockmore, Diego Zambrano, Dmitry Talisman, Enam Hoque, Faiz Surani, Frank Fagan, Galit Sarfaty, Gregory M. Dickinson, Haggai Porat, Jason Hegland, Jessica Wu, Joe Nudell, Joel Niklaus, John Nay, Jonathan H. Choi, Kevin Tobia, Margaret Hagan, Megan Ma, Michael Livermore, Nikon Rasumov-Rahe, Nils Holzenberger, Noam Kolt, Peter Henderson, Sean Rehaag, Sharad Goel, Shang Gao, Spencer Williams, Sunny Gandhi, Tom Zur, Varun Iyer, and Zehua Li. Legalbench: A collaboratively built benchmark for measuring legal reasoning in large language models, 2023. URL <https://arxiv.org/abs/2308.11462>.
- Neel Guha, Julian Nyarko, Daniel Ho, Christopher Ré, Adam Chilton, Alex Chohlas-Wood, Austin Peters, Brandon Waldon, Daniel Rockmore, Diego Zambrano, et al. Legalbench: A collaboratively built benchmark for measuring legal reasoning in large language models. *Advances in Neural Information Processing Systems*, 36, 2024.
- Xuanli He, Lingjuan Lyu, Qionikai Xu, and Lichao Sun. Model extraction and adversarial transferability, your bert is vulnerable! *arXiv preprint arXiv:2103.10013*, 2021.
- Dan Hendrycks, Collin Burns, Steven Basart, Andy Zou, Mantas Mazeika, Dawn Song, and Jacob Steinhardt. Measuring massive multitask language understanding. *Proceedings of the International Conference on Learning Representations (ICLR)*, 2021.
- Edward J. Hu, Yelong Shen, Phillip Wallis, Zeyuan Allen-Zhu, Yuanzhi Li, Shean Wang, Lu Wang, and Weizhu Chen. Lora: Low-rank adaptation of large language models, 2021. URL <https://arxiv.org/abs/2106.09685>.
- Arthur Jacot, Franck Gabriel, and Clément Hongler. Neural tangent kernel: Convergence and generalization in neural networks. *Advances in neural information processing systems*, 31, 2018.
- Albert Q Jiang, Alexandre Sablayrolles, Arthur Mensch, Chris Bamford, Devendra Singh Chaplot, Diego de las Casas, Florian Bressand, Gianna Lengyel, Guillaume Lample, Lucile Saulnier, et al. Mistral 7b. *arXiv preprint arXiv:2310.06825*, 2023a.
- Wenbo Jiang, Hongwei Li, Guowen Xu, Tianwei Zhang, and Rongxing Lu. A comprehensive defense framework against model extraction attacks. *IEEE Transactions on Dependable and Secure Computing*, 21(2):685–700, 2023b.
- Wenbo Jiang, Hongwei Li, Guowen Xu, Tianwei Zhang, and Rongxing Lu. A comprehensive defense framework against model extraction attacks. *IEEE Transactions on Dependable and Secure Computing*, 21(2):685–700, 2024. doi: 10.1109/TDSC.2023.3261327.
- Mandar Joshi, Eunsol Choi, Daniel S. Weld, and Luke Zettlemoyer. Triviaqa: A large scale distantly supervised challenge dataset for reading comprehension. In *Proceedings of the 55th Annual Meeting of the Association for Computational Linguistics*, Vancouver, Canada, July 2017. Association for Computational Linguistics.
- Kalpesh Krishna, Gaurav Singh Tomar, Ankur P. Parikh, Nicolas Papernot, and Mohit Iyyer. Thieves on sesame street! model extraction of bert-based apis, 2020. URL <https://arxiv.org/abs/1910.12366>.
- Tom Kwiatkowski, Jennimaria Palomaki, Olivia Redfield, Michael Collins, Ankur Parikh, Chris Alberti, Danielle Epstein, Illia Polosukhin, Jacob Devlin, Kenton Lee, et al. Natural questions: a benchmark for question answering research. *Transactions of the Association for Computational Linguistics*, 7:453–466, 2019.
- Chankyu Lee, Rajarshi Roy, Mengyao Xu, Jonathan Raiman, Mohammad Shoeybi, Bryan Catanzaro, and Wei Ping. Nv-embed: Improved techniques for training llms as generalist embedding models, 2024. URL <https://arxiv.org/abs/2405.17428>.

- Taesung Lee, Benjamin Edwards, Ian Molloy, and Dong Su. Defending against machine learning model stealing attacks using deceptive perturbations. *arXiv preprint arXiv:1806.00054*, 2018.
- Bas Lemmens and Roger Nussbaum. *Nonlinear Perron-Frobenius Theory*, volume 189. Cambridge University Press, 2012.
- Qinbin Li, Junyuan Hong, Chulin Xie, Jeffrey Tan, Rachel Xin, Junyi Hou, Xavier Yin, Zhun Wang, Dan Hendrycks, Zhangyang Wang, Bo Li, Bingsheng He, and Dawn Song. Llm-pbe: Assessing data privacy in large language models, 2024. URL <https://arxiv.org/abs/2408.12787>.
- Yuanzhi Li, Sébastien Bubeck, Ronen Eldan, Allie Del Giorno, Suriya Gunasekar, and Yin Tat Lee. Textbooks are all you need ii: phi-1.5 technical report. *arXiv preprint arXiv:2309.05463*, 2023.
- Zheng Lin, Guanqiao Qu, Xianhao Chen, and Kaibin Huang. Split learning in 6g edge networks, 2024. URL <https://arxiv.org/abs/2306.12194>.
- Jinghua Liu, Yi Yang, Kai Chen, and Miaoqian Lin. Generating api parameter security rules with llm for api misuse detection. *arXiv preprint arXiv:2409.09288*, 2024.
- Xiaogeng Liu, Nan Xu, Muhao Chen, and Chaowei Xiao. Autodan: Generating stealthy jailbreak prompts on aligned large language models. *arXiv preprint arXiv:2310.04451*, 2023.
- Yupei Liu, Jinyuan Jia, Hongbin Liu, and Neil Zhenqiang Gong. Stolenencoder: Stealing pre-trained encoders in self-supervised learning. In *Proceedings of the 2022 ACM SIGSAC Conference on Computer and Communications Security, CCS '22*, pp. 2115–2128, New York, NY, USA, 2022. Association for Computing Machinery. ISBN 9781450394505. doi: 10.1145/3548606.3560586. URL <https://doi.org/10.1145/3548606.3560586>.
- Yu Meng, Mengzhou Xia, and Danqi Chen. Simpo: Simple preference optimization with a reference-free reward. *arXiv preprint arXiv:2405.14734*, 2024.
- Todor Mihaylov, Peter Clark, Tushar Khot, and Ashish Sabharwal. Can a suit of armor conduct electricity? a new dataset for open book question answering. In *EMNLP*, 2018.
- Shervin Minaee, Tomas Mikolov, Narjes Nikzad, Meysam Chenaghlu, Richard Socher, Xavier Amatriain, and Jianfeng Gao. Large language models: A survey, 2024. URL <https://arxiv.org/abs/2402.06196>.
- Subhabrata Mukherjee, Arindam Mitra, Ganesh Jawahar, Sahaj Agarwal, Hamid Palangi, and Ahmed Awadallah. Orca: Progressive learning from complex explanation traces of gpt-4. *arXiv preprint arXiv:2306.02707*, 2023.
- Zach Nussbaum, John X. Morris, Brandon Duderstadt, and Andriy Mulyar. Nomic embed: Training a reproducible long context text embedder, 2024. URL <https://arxiv.org/abs/2402.01613>.
- Denis Paperno, Germán Kruszewski, Angeliki Lazaridou, Quan Ngoc Pham, Raffaella Bernardi, Sandro Pezzelle, Marco Baroni, Gemma Boleda, and Raquel Fernández. The lambada dataset, Aug 2016.
- Luteng Qiao and Yong Zhou. Timely split inference in wireless networks: An accuracy-freshness tradeoff. *IEEE Transactions on Vehicular Technology*, 72(12):16817–16822, 2023. doi: 10.1109/TVT.2023.3294494.
- Pranav Rajpurkar, Robin Jia, and Percy Liang. Know what you don’t know: Unanswerable questions for squad, 2018.
- Konstantinos I. Roulis, Nikolaos D. Tselikas, and Dimitrios K. Nasiopoulos. Llama 2: Early adopters’ utilization of meta’s new open-source pretrained model. *Preprints*, August 2023. doi: 10.20944/preprints202307.2142.v2. URL <https://doi.org/10.20944/preprints202307.2142.v2>.
- Keisuke Sakaguchi, Ronan Le Bras, Chandra Bhagavatula, and Yejin Choi. Winogrande: An adversarial winograd schema challenge at scale. *arXiv preprint arXiv:1907.10641*, 2019.

- Karahan Sarıtaş, Cahid Arda Öz, and Tunga Güngör. A comprehensive analysis of static word embeddings for turkish. *Expert Systems with Applications*, 252:124123, October 2024. ISSN 0957-4174. doi: 10.1016/j.eswa.2024.124123. URL <http://dx.doi.org/10.1016/j.eswa.2024.124123>.
- Zeyang Sha, Xinlei He, Ning Yu, Michael Backes, and Yang Zhang. Can’t steal? cont-steal! contrastive stealing attacks against image encoders. In *Proceedings of the IEEE/CVF Conference on Computer Vision and Pattern Recognition*, pp. 16373–16383, 2023.
- Shang Shang, Xinqiang Zhao, Zhongjiang Yao, Yepeng Yao, Liya Su, Zijing Fan, Xiaodan Zhang, and Zhengwei Jiang. Can llms deeply detect complex malicious queries? a framework for jailbreaking via obfuscating intent, 2024. URL <https://arxiv.org/abs/2405.03654>.
- Xicong Shen, Yang Liu, Huiqi Liu, Jue Hong, Bing Duan, Zirui Huang, Yunlong Mao, Ye Wu, and Di Wu. A split-and-privatize framework for large language model fine-tuning, 2023. URL <https://arxiv.org/abs/2312.15603>.
- Irene Solaiman. The gradient of generative ai release: Methods and considerations, 2023. URL <https://arxiv.org/abs/2302.04844>.
- Robin Staab, Mark Vero, Mislav Balunović, and Martin Vechev. Beyond memorization: Violating privacy via inference with large language models. *arXiv preprint arXiv:2310.07298*, 2023.
- Mirac Suzgun, Nathan Scales, Nathanael Schärli, Sebastian Gehrmann, Yi Tay, Hyung Won Chung, Aakanksha Chowdhery, Quoc V Le, Ed H Chi, Denny Zhou, , and Jason Wei. Challenging big-bench tasks and whether chain-of-thought can solve them. *arXiv preprint arXiv:2210.09261*, 2022.
- Manveer Singh Tamber, Jasper Xian, and Jimmy Lin. Can’t hide behind the api: Stealing black-box commercial embedding models. *arXiv preprint arXiv:2406.09355*, 2024.
- Rohan Taori, Ishaan Gulrajani, Tianyi Zhang, Yann Dubois, Xuechen Li, Carlos Guestrin, Percy Liang, and Tatsunori B. Hashimoto. Stanford alpaca: An instruction-following llama model. https://github.com/tatsu-lab/stanford_alpaca, 2023.
- Hugo Touvron, Louis Martin, Kevin Stone, Peter Albert, Amjad Almahairi, Yasmine Babaei, Nikolay Bashlykov, Soumya Batra, Prajjwal Bhargava, Shruti Bhosale, et al. Llama 2: Open foundation and fine-tuned chat models. *arXiv preprint arXiv:2307.09288*, 2023.
- Florian Tramèr, Fan Zhang, Ari Juels, Michael K. Reiter, and Thomas Ristenpart. Stealing machine learning models via prediction APIs. In *25th USENIX Security Symposium (USENIX Security 16)*, pp. 601–618, Austin, TX, August 2016. USENIX Association. ISBN 978-1-931971-32-4. URL <https://www.usenix.org/conference/usenixsecurity16/technical-sessions/presentation/tramer>.
- Neng Wang, Hongyang Yang, and Christina Dan Wang. Fingpt: Instruction tuning benchmark for open-source large language models in financial datasets, 2023a. URL <https://arxiv.org/abs/2310.04793>.
- Neng Wang, Hongyang Yang, and Christina Dan Wang. Fingpt: Instruction tuning benchmark for open-source large language models in financial datasets. *arXiv preprint arXiv:2310.04793*, 2023b.
- Yizhong Wang, Yeganeh Kordi, Swaroop Mishra, Alisa Liu, Noah A Smith, Daniel Khashabi, and Hannaneh Hajishirzi. Self-instruct: Aligning language models with self-generated instructions. *arXiv preprint arXiv:2212.10560*, 2022.
- Colin Wei, Jason D Lee, Qiang Liu, and Tengyu Ma. Regularization matters: Generalization and optimization of neural nets vs their induced kernel. *Advances in Neural Information Processing Systems*, 32, 2019.
- Matt White, Ibrahim Haddad, Cailean Osborne, Xiao-Yang Liu Yanglet, Ahmed Abdelmonsef, Generative AI Commons, and Sachin Mathew Varghese. The model openness framework: Promoting completeness and openness for reproducibility, transparency, and usability in artificial intelligence. *arXiv preprint arXiv:2403.13784*, 2024.

- Canwen Xu, Daya Guo, Nan Duan, and Julian McAuley. Baize: An open-source chat model with parameter-efficient tuning on self-chat data. *arXiv preprint arXiv:2304.01196*, 2023.
- Ying Xu, Xu Zhong, Antonio Jimeno Yepes, and Jey Han Lau. Grey-box adversarial attack and defence for sentiment classification. *arXiv preprint arXiv:2103.11576*, 2021.
- Zihao Xu, Yi Liu, Gelei Deng, Yuekang Li, and Stjepan Picek. A comprehensive study of jailbreak attack versus defense for large language models, 2024. URL <https://arxiv.org/abs/2402.13457>.
- Xiang Yue, Xingwei Qu, Ge Zhang, Yao Fu, Wenhao Huang, Huan Sun, Yu Su, and Wenhui Chen. Mammoth: Building math generalist models through hybrid instruction tuning. *arXiv preprint arXiv:2309.05653*, 2023.
- Santiago Zanella-Beguelin, Shruti Tople, Andrew Paverd, and Boris Köpf. Grey-box extraction of natural language models. In *International Conference on Machine Learning*, pp. 12278–12286. PMLR, 2021.
- Rowan Zellers, Ari Holtzman, Yonatan Bisk, Ali Farhadi, and Yejin Choi. Hellaswag: Can a machine really finish your sentence? In *Proceedings of the 57th Annual Meeting of the Association for Computational Linguistics*, 2019.
- Jie Zhang, Dongdong Chen, Jing Liao, Weiming Zhang, Huamin Feng, Gang Hua, and Nenghai Yu. Deep model intellectual property protection via deep watermarking. *IEEE Transactions on Pattern Analysis and Machine Intelligence*, 44(8):4005–4020, 2021.
- Susan Zhang, Stephen Roller, Naman Goyal, Mikel Artetxe, Moya Chen, Shuohui Chen, Christopher Dewan, Mona Diab, Xian Li, Xi Victoria Lin, et al. Opt: Open pre-trained transformer language models. *arXiv preprint arXiv:2205.01068*, 2022.
- Xiang Zhang, Junbo Zhao, and Yann LeCun. Character-level convolutional networks for text classification, 2016. URL <https://arxiv.org/abs/1509.01626>.
- Xinlu Zhang, Chenxin Tian, Xianjun Yang, Lichang Chen, Zekun Li, and Linda Ruth Petzold. Alpacare: Instruction-tuned large language models for medical application. *arXiv preprint arXiv:2310.14558*, 2023.
- Wayne Xin Zhao, Kun Zhou, Junyi Li, Tianyi Tang, Xiaolei Wang, Yupeng Hou, Yingqian Min, Beichen Zhang, Junjie Zhang, Zican Dong, Yifan Du, Chen Yang, Yushuo Chen, Zhipeng Chen, Jinhao Jiang, Ruiyang Ren, Yifan Li, Xinyu Tang, Zikang Liu, Peiyu Liu, Jian-Yun Nie, and Ji-Rong Wen. A survey of large language models, 2023. URL <https://arxiv.org/abs/2303.18223>.
- Wei Zhao, Zhe Li, Yige Li, Ye Zhang, and Jun Sun. Defending large language models against jailbreak attacks via layer-specific editing. *arXiv preprint arXiv:2405.18166*, 2024.
- Lianmin Zheng, Wei-Lin Chiang, Ying Sheng, Siyuan Zhuang, Zhanghao Wu, Yonghao Zhuang, Zi Lin, Zhuohan Li, Dacheng Li, Eric P. Xing, Hao Zhang, Joseph E. Gonzalez, and Ion Stoica. Judging llm-as-a-judge with mt-bench and chatbot arena, 2023. URL <https://arxiv.org/abs/2306.05685>.
- Tianyu Zheng, Ge Zhang, Tianhao Shen, Xueling Liu, Bill Yuchen Lin, Jie Fu, Wenhui Chen, and Xiang Yue. Opencodeinterpreter: Integrating code generation with execution and refinement. *arXiv preprint arXiv:2402.14658*, 2024a.
- Tianyu Zheng, Ge Zhang, Tianhao Shen, Xueling Liu, Bill Yuchen Lin, Jie Fu, Wenhui Chen, and Xiang Yue. Opencodeinterpreter: Integrating code generation with execution and refinement. *arXiv preprint arXiv:2402.14658*, 2024b.
- Difan Zou, Yuan Cao, Dongruo Zhou, and Quanquan Gu. Gradient descent optimizes over-parameterized deep relu networks. *Machine learning*, 109:467–492, 2020.

A PROOF OF THEOREM 1

In this section, we prove Theorem 1. We first revisit the our model, present several important lemmas and finally present the proof.

A.1 MODEL OVERVIEW

The recovered model $f(\mathbf{X}; \theta)$ is structured as a sequence of L transformer layers,

$$f(\mathbf{X}) = \varphi_L \circ \varphi_{L-1} \circ \dots \circ \varphi_{\alpha L+1} \circ \hat{\varphi}_{\alpha L} \circ \varphi_{\alpha L-1} \circ \dots \circ \varphi_1(\mathbf{X}), \quad (3)$$

where $\mathbf{X} \in \mathbb{R}^{n \times d}$ represents the input, interpreted as an assembly of n tokens, each possessing d hidden dimensions. Each transformer layer, indexed by $1 \leq i \leq L$, is represented by φ_i , which maps $\mathbb{R}^{n \times d}$ to $\mathbb{R}^{n \times d}$ and can be defined as follows,

$$\varphi_i(\mathbf{X}; K_i, Q_i) = \left[\mathbf{I}_n + \text{softmax} \left(\frac{\mathbf{X}Q_i(\mathbf{X}K_i)^\top}{\sqrt{d_Q}\|\mathbf{X}\|^2} \right) \right] \mathbf{X}, \quad (4)$$

where $Q_i \in \mathbb{R}^{d \times d_Q}$, $K_i \in \mathbb{R}^{d \times d_Q}$ represent projection parameter matrices. Here, the αL -th layer is the recovered layer and the others are the public layers. For simplicity, we use the function $\hat{\varphi}_{\alpha L}$ to denote mapping of the recovered layer, i.e., $\hat{\varphi}_{\alpha L}(\mathbf{X}) = \varphi_{\alpha L}(\mathbf{X}; \hat{K}_{\alpha L}, \hat{Q}_{\alpha L})$.

A.2 BOUNDS ON DIFFERENT ORTHOGONAL COMPONENTS

Lemma 1. For any $1 \leq l \leq L$, $1 \leq p \leq d$, any $\mathbf{X} \in \mathbb{R}^{n \times d}$, we have

$$\max_{\mathbf{v}: \|\mathbf{v}\|_2=1, \mathbf{v} \perp \mathbb{I}_n} |\mathbf{v}^\top \varphi_l(\mathbf{X}; K_l, Q_l)[p]| \leq (1 + \beta_D) \max_{\mathbf{v}: \|\mathbf{v}\|_2=1, \mathbf{v} \perp \mathbb{I}_n} |\mathbf{v}^\top \mathbf{X}[p]|, \quad (5)$$

where \mathbb{I}_n is a column vector with dimensions $n \times 1$ and each element is 1, $\mathbf{X}[p]$ is the p -th column of the input \mathbf{X} , $\varphi_l(\mathbf{X}; K_l, Q_l)[p]$ is the p -th column of the l -th self-attention output, the coefficient β_D satisfies $0 < \beta_D < 1$ and it is related to the upper bound of the L2-norm of matrices K_l, Q_l .

Proof. Let $\mathbf{u} = \left\{ \mathbf{u}_{l,1} = \frac{\mathbb{I}_n}{\sqrt{n}}, \mathbf{u}_{l,2}, \dots, \mathbf{u}_{l,n} \right\}$ denote the eigenvectors of $\text{softmax} \left(\frac{\mathbf{X}Q_l(\mathbf{X}K_l)^\top}{\sqrt{d_Q}\|\mathbf{X}\|^2} \right)$.

Assume $\sigma_{l,1}, \sigma_{l,2}, \dots, \sigma_{l,n}$ denote the eigenvalues of $\text{softmax} \left(\frac{\mathbf{X}Q_l(\mathbf{X}K_l)^\top}{\sqrt{d_Q}\|\mathbf{X}\|^2} \right)$ and $-1 < \sigma_{l,n} < \beta_D$ for any l, n . Thus we have

$$\mathbf{v}^\top \varphi_l(\mathbf{X}; K_l, Q_l)[p] = \mathbf{v}^\top \left[\mathbf{I}_n + \text{softmax} \left(\frac{\mathbf{X}Q_l(\mathbf{X}K_l)^\top}{\sqrt{d_Q}\|\mathbf{X}\|^2} \right) \right] \mathbf{X}[p] \quad (6a)$$

$$= \mathbf{v}^\top \left[\mathbf{I}_n + \text{softmax} \left(\frac{\mathbf{X}Q_l(\mathbf{X}K_l)^\top}{\sqrt{d_Q}\|\mathbf{X}\|^2} \right) \right] \sum_{k=1}^n \alpha_{pk} \mathbf{u}_{l,k} \quad (6b)$$

$$= \mathbf{v}^\top \sum_{k=1}^n \alpha_{pk} (1 + \sigma_{l,k}) \mathbf{u}_{l,k} \quad (6c)$$

$$\leq \max_{\mathbf{v}: \|\mathbf{v}\|_2=1, \mathbf{v} \perp \mathbb{I}_n} \left| \sum_{k=2}^n \alpha_{pk} (1 + \sigma_{l,k}) \mathbf{v}^\top \mathbf{u}_{l,k} \right| \quad (6d)$$

$$= \left\| \sum_{k=2}^n \alpha_{pk} (1 + \sigma_{l,k}) \mathbf{u}_{l,k} \right\|_2 \quad (6e)$$

$$= \left[\sum_{k=2}^n \alpha_{pk}^2 (1 + \sigma_{l,k})^2 \right]^{1/2} \quad (6f)$$

$$\leq (1 + \beta_D) \max_{\mathbf{v}: \|\mathbf{v}\|_2=1, \mathbf{v} \perp \mathbb{I}_n} |\mathbf{v}^\top \mathbf{X}[p]|, \quad (6g)$$

where

$$\beta_D = \max_{\|K_l\|_2 \leq D, \|Q_l\|_2 \leq D} \max_{\|\mathbf{v}\|_2=1, \mathbf{v} \perp \mathbb{I}_n} \left\| \operatorname{softmax} \left(\frac{\mathbf{X}Q_l(\mathbf{X}K_l)^\top}{\sqrt{d_Q}\|\mathbf{X}\|^2} \right) \mathbf{v} \right\|_2 < 1.$$

The equation equation 6c is due to $\mathbf{u}_{l,k}$ are the eigenvectors of $\operatorname{softmax} \left(\frac{\mathbf{X}Q_l(\mathbf{X}K_l)^\top}{\sqrt{d_Q}\|\mathbf{X}\|^2} \right)$. The inequality equation 6e is because when $\mathbf{v} = \frac{\sum_{k=2}^n \alpha_{pk}(1+\sigma_{l,k})\mathbf{u}_{l,k}}{\|\sum_{k=2}^n \alpha_{pk}(1+\sigma_{l,k})\mathbf{u}_{l,k}\|_2}$, we have the maximum value. \square

Lemma 2. For any $K_l, Q_l \in \mathbb{R}^{d \times s}$ and any $\mathbf{X} \in \mathbb{R}^{n \times d}$, the following equation always holds:

$$|\mathbb{I}_n^\top \varphi_i(\mathbf{X}; K_i, Q_i)[p]| = 2 |\mathbb{I}_n^\top \mathbf{X}[p]|, \quad (7)$$

where $\mathbf{X}[p]$ is the p -th column of the input \mathbf{X} , $\varphi_i(\mathbf{X}; K_i, Q_i)[p]$ is the p -th column of the l -th self-attention output.

Proof. Assume that a set of orthogonal basis for \mathbb{R}^n is $\{\mathbf{u}_1, \mathbf{u}_2, \dots, \mathbf{u}_n\}$, where $\mathbf{u}_1 = \frac{\mathbb{I}_n}{\sqrt{n}}$. Then we can rewrite $\mathbf{X}[p]$ as $\mathbf{X}[p] = \sum_{j=1}^n \alpha_{pj} \mathbf{u}_j$, where $\alpha_{pj} (1 \leq p \leq d)$ are the corresponding coefficients for the p -th column of \mathbf{X} under the orthogonal basis. Next, we calculate $|\mathbb{I}_n^\top f(\mathbf{X})[p]|$ and $|\mathbb{I}_n^\top \mathbf{X}[p]|$, respectively. Note that $\mathbb{I}_n^\top \mathbf{u}_j = 0$ for all $j \neq 1$. Therefore, we can obtain that,

$$\mathbb{I}_n^\top \mathbf{X}[p] = \sqrt{n} \alpha_{p1}. \quad (8)$$

Then we can get

$$|\mathbb{I}_n^\top \mathbf{X}[p]| = |\sqrt{n} \alpha_{p1}|. \quad (9)$$

Let $\sigma_{i1}, \sigma_{i2}, \dots, \sigma_{in}$ denote the eigenvalues of $\operatorname{softmax} \left(\frac{\mathbf{X}Q_i(\mathbf{X}K_i)^\top}{\sqrt{d_Q}\|\mathbf{X}\|^2} \right)$. Applying the Peron–Frobenius theorem for Markov matrices Lemmens & Nussbaum (2012), we deduce that for the matrix $\operatorname{softmax} \left(\frac{\mathbf{X}Q_i(\mathbf{X}K_i)^\top}{\sqrt{d_Q}\|\mathbf{X}\|^2} \right)$, there exists only one eigenvalue equal to 1, while all other eigenvalues in absolute value are strictly less than 1. Without loss of generality, we assume $\sigma_{i1} = 1$, implying $|\sigma_{ij}| < 1$ for $j \neq 1$. Recalling the definition of $\varphi_i(\mathbf{X}; K_i, Q_i)$ and considering the linear operation, we can rewrite it as follows:

$$\varphi_i(\mathbf{X}; K_i, Q_i)[p] = \sum_{j=1}^n \alpha_{pj} (1 + \sigma_{ij}) \mathbf{u}_j. \quad (10)$$

Then we calculate the term $|\mathbb{I}_n^\top \varphi_i(\mathbf{X}; K_i, Q_i)[p]|$ as follows,

$$|\mathbb{I}_n^\top \varphi_i(\mathbf{X}; K_i, Q_i)[p]| = \left| \mathbb{I}_n^\top \left(\sum_{j=1}^n \alpha_{pj} (1 + \sigma_{ij}) \mathbf{u}_j \right) \right| \quad (11a)$$

$$= |\sqrt{n} (\alpha_{p1} (1 + \sigma_{i1}))| \quad (11b)$$

$$= 2 |\sqrt{n} \alpha_{p1}|, \quad (11c)$$

where equation 11a is induced by substituting the equation equation 10 into $|\mathbb{I}_n^\top \varphi_i(\mathbf{X}; K_i, Q_i)[p]|$, equation 11b is due to $\mathbb{I}_n^\top \mathbf{u}_j = 0$ for all $j \neq 1$, equation 11c follows the fact that $\sigma_{i1} = 1$. \square

A.3 PROOF OF THEOREM 1

We first prove the following result. For simplicity of notations, we use $f(\mathbf{X})[p]$ to denote the p -th ($1 \leq p \leq d$) column of the the recovered model $f(\mathbf{X})$, where the parameters in the αL -th layer is replaced with the matrices $\hat{K}_{\alpha L}$ and $\hat{Q}_{\alpha L}$. We use the function $\hat{\varphi}_{\alpha L}(\mathbf{X}) = \varphi_{\alpha L}(\mathbf{X}; \hat{K}_{\alpha L}, \hat{Q}_{\alpha L})$ to

denote the mapping of the (αL) -th layer. Then we are going to show that there exists $\alpha^* = \log_2 \frac{2}{1+\beta_D}$ and $0 < \beta_D < 1$ makes the following equations hold.

(1) Assume $\alpha < \alpha^*$. For any \mathbf{X} , $\|K_i\|_2 \leq D, \|Q_i\|_2 \leq D$, there exists a zero measure set $\mathcal{K}(\mathbf{X})$ and $\mathcal{Q}(\mathbf{X})$ such that

$$\lim_{L \rightarrow \infty} \left\| \frac{f(\mathbf{X})[p]}{\|f(\mathbf{X})[p]\|_2} - \frac{\mathbb{I}_n}{\sqrt{n}} \right\|_2 = 0. \quad (12)$$

(2) For any $\alpha > \alpha^*$, there exists a sequence of matrix $\{K_i, Q_i\}_{i \geq 1}$ such that for any recovered matrix $K_{\alpha L}$ and $Q_{\alpha L}$, we have $\|K_i\|_2 \leq D, \|Q_i\|_2 \leq D$, we have,

$$\lim_{L \rightarrow \infty} \left\| \frac{f(\mathbf{X})[p]}{\|f(\mathbf{X})[p]\|_2} - \frac{\mathbb{I}_n}{\sqrt{n}} \right\|_2 = \sqrt{2}. \quad (13)$$

Proof. Based on Lemma equation 1, we obtain that

$$\max_{\mathbf{v}: \|\mathbf{v}\|_2=1, \mathbf{v} \perp \mathbb{I}_n} |\mathbf{v}^\top f(\mathbf{X})[p]| \leq (1+\beta)^L \max_{\mathbf{v}: \|\mathbf{v}\|_2=1, \mathbf{v} \perp \mathbb{I}_n} |\mathbf{v}^\top \mathbf{X}[p]|. \quad (14)$$

Based on Lemma equation 2, we know that

$$|\mathbb{I}_n^\top f(\mathbf{X})[p]| = 2^{(1-\alpha)L-1} |\mathbb{I}_n^\top \hat{\varphi}_{\alpha L} \circ \varphi_{\alpha L-1} \circ \dots \circ \varphi_1(\mathbf{X})[p]|. \quad (15)$$

We firstly prove the equation equation 12. When

$$|\mathbb{I}_n^\top f(\mathbf{X})[p]| = 2^{(1-\alpha)L-1} |\mathbb{I}_n^\top \hat{\varphi}_{\alpha L} \circ \varphi_{\alpha L-1} \circ \dots \circ \varphi_1(\mathbf{X})[p]| \neq 0, \quad (16)$$

then we have

$$\left\| \frac{f(\mathbf{X})[p]}{\|f(\mathbf{X})[p]\|_2} - \frac{\mathbb{I}_n}{\sqrt{n}} \right\|_2 = \left[2 - \frac{2\mathbb{I}_n^\top f(\mathbf{X})[p]}{\sqrt{n} \sqrt{\frac{(\mathbb{I}_n^\top f(\mathbf{X})[p])^2}{n} + (\mathbf{v}^\top f(\mathbf{X})[p])^2}} \right]^{1/2} \quad (17a)$$

$$= \sqrt{2} \left[1 - \frac{1}{\sqrt{1 + \frac{n(\mathbf{v}^\top f(\mathbf{X})[p])^2}{(\mathbb{I}_n^\top f(\mathbf{X})[p])^2}}} \right]^{1/2} \quad (17b)$$

$$\leq \sqrt{2} \left[1 - \frac{1}{\sqrt{1 + \frac{n(1+\beta)^{2L} |\mathbf{v}^\top \mathbf{X}[p]|^2}{2^{2[(1-\alpha)L-1]} |\mathbb{I}_n^\top \hat{\varphi}_{\alpha L} \circ \varphi_{\alpha L-1} \circ \dots \circ \varphi_1(\mathbf{X})[p]|^2}}} \right]^{1/2} \quad (17c)$$

$$\leq 2\sqrt{2n} \left(\frac{1+\beta}{2^{1-\alpha}} \right)^L \frac{|\mathbf{v}^\top \mathbf{X}[p]|}{|\mathbb{I}_n^\top \hat{\varphi}_{\alpha L} \circ \varphi_{\alpha L-1} \circ \dots \circ \varphi_1(\mathbf{X})[p]|}, \quad (17d)$$

where the inequality equation 17c is based on the inequality equation 14 and equation 15. The inequality equation 17d is based on Lemma equation 3. Therefore, if $\alpha < \log_2 \frac{2}{1+\beta_D}$ and $|\mathbb{I}_n^\top f(\mathbf{X})[p]| \neq 0$,

then we have $\lim_{L \rightarrow \infty} \left(\frac{1+\beta_D}{2^{1-\alpha}} \right)^L = 0$. Now we can consider when $|\mathbb{I}_n^\top f(\mathbf{X})[p]| = 0$. In fact, it is easy to show that this can only happens when $\hat{K}_{\alpha L}$ and $\hat{Q}_{\alpha L}$ belong to certain sets making $|\mathbb{I}_n^\top f(\mathbf{X})[p]| = 0$, which corresponds to zero measure set $\mathcal{K}(\mathbf{X})$ and $\mathcal{Q}(\mathbf{X})$ depending on the input \mathbf{X} . Since the input space is countable, therefore, the union $\cup_{\mathbf{X} \in \mathcal{X}} \mathcal{K}(\mathbf{X})$ and $\cup_{\mathbf{X} \in \mathcal{X}} \mathcal{Q}(\mathbf{X})$ are also zero-measure sets.

To prove equation equation 13, let K^*, Q^* with $\|K^*\|_2 \leq D, \|Q^*\|_2 \leq D$ satisfy the following condition,

$$\max_{\mathbf{v}: \|\mathbf{v}\|_2=1, \mathbf{v} \perp \mathbb{I}_n} \left\| \text{softmax} \left(\frac{\mathbf{X} Q_l (\mathbf{X} K_l)^\top}{\sqrt{d_Q} \|\mathbf{X}\|^2} \right) \mathbf{v} \right\|_2 = \beta_D. \quad (18)$$

Let \mathbf{v}^* be the solver of the above optimization problem equation 18 and consider the $K_l = K^*, Q_l = Q^*$ and $\mathbf{X}^* = [\mathbf{v}^*, \mathbf{v}^*, \dots, \mathbf{v}^*]$. Clearly, $\mathbf{v}^* \perp \mathbb{I}_n$. Assume there exists $\mathbf{u} : \|\mathbf{u}^*\|_2 = 1$ satisfying $\mathbf{u}^* \perp \mathbb{I}_n, \mathbf{u}^* \perp \mathbf{v}^*$, therefore we can rewrite $f(\mathbf{X}^*)[p]$ as follows,

$$f(\mathbf{X}^*)[p] = \frac{\mathbb{I}_n^\top}{\sqrt{n}} f(\mathbf{X}^*) \frac{\mathbb{I}_n}{\sqrt{n}} + \mathbf{v}^{*\top} f(\mathbf{X}^*) \mathbf{v}^* + \mathbf{u}^{*\top} f(\mathbf{X}^*) \mathbf{u}^*. \quad (19)$$

For any $1 \leq l \leq L$, based on Lemma equation 1, we know that

$$|\mathbf{v}^{*\top} f(\mathbf{X}^*)[p]| = (1 + \beta_D)^L |\mathbf{v}^{*\top} \mathbf{X}^*[p]|. \quad (20)$$

Since

$$|\mathbb{I}_n^\top f(\mathbf{X}^*)[p]| = 2^L |\mathbb{I}_n^\top \mathbf{X}^*[p]| = |\mathbb{I}_n^\top \mathbf{v}^*| = 0 \quad (21)$$

and

$$|\mathbf{v}^{*\top} f(\mathbf{X}^*)[p]| = (1 + \beta_D)^L |\mathbf{v}^{*\top} \mathbf{X}^*[p]| \neq 0, \quad (22)$$

then we have

$$\left\| \frac{f(\mathbf{X}^*)[p]}{\|f(\mathbf{X}^*)[p]\|_2} - \frac{\mathbb{I}_n}{\sqrt{n}} \right\|_2 = \left[2 - \frac{2\mathbb{I}_n^\top f(\mathbf{X}^*)[p]}{\sqrt{n} \|f(\mathbf{X}^*)[p]\|_2} \right]^{1/2} \quad (23a)$$

$$= \left[2 - \frac{2\mathbb{I}_n^\top f(\mathbf{X}^*)[p]}{\sqrt{n} \sqrt{\frac{1}{n} (\mathbb{I}_n^\top f(\mathbf{X}^*)[p])^2 + (\mathbf{v}^{*\top} f(\mathbf{X}^*)[p])^2 + (\mathbf{u}^{*\top} f(\mathbf{X}^*)[p])^2}} \right]^{1/2} \quad (23b)$$

$$\geq \left[2 - \frac{2\mathbb{I}_n^\top f(\mathbf{X}^*)[p]}{\sqrt{n} \sqrt{\frac{1}{n} (\mathbb{I}_n^\top f(\mathbf{X}^*)[p])^2 + (\mathbf{v}^{*\top} f(\mathbf{X}^*)[p])^2}} \right]^{1/2} \quad (23c)$$

$$= \left[2 - 2 \frac{\frac{\mathbb{I}_n^\top f(\mathbf{X}^*)[p]}{\sqrt{n} |\mathbf{v}^{*\top} f(\mathbf{X}^*)[p]|}}{\sqrt{1 + \frac{|\mathbb{I}_n^\top f(\mathbf{X}^*)[p]|^2}{n |\mathbf{v}^{*\top} f(\mathbf{X}^*)[p]|^2}}} \right]^{1/2} \quad (23d)$$

$$= \left[2 - 2 \frac{\frac{2^{(1-\alpha)L-1} |\mathbb{I}_n^\top \hat{\varphi}_{\alpha L} \circ \varphi_{\alpha L-1} \circ \dots \circ \varphi_1(\mathbf{X}^*)[p]|}{\sqrt{n} (1 + \beta_D)^L |\mathbf{v}^{*\top} \mathbf{X}^*[p]|}}{\sqrt{1 + \frac{2^{2[(1-\alpha)L-1]} |\mathbb{I}_n^\top \hat{\varphi}_{\alpha L} \circ \varphi_{\alpha L-1} \circ \dots \circ \varphi_1(\mathbf{X}^*)[p]|^2}{n (1 + \beta_D)^{2L} |\mathbf{v}^{*\top} \mathbf{X}^*[p]|^2}}} \right]^{1/2}, \quad (23e)$$

where equation equation 23b is based on equation 19, equation equation 23e is based on equation 22 and equation 15. When $\alpha > \log_2 \frac{2}{1 + \beta_D}$, we have $\lim_{L \rightarrow \infty} \left(\frac{2^{1-\alpha}}{1 + \beta_D} \right)^L = 0$. Thus we have $\lim_{L \rightarrow \infty} \left\| \frac{f(\mathbf{X}^*)[p]}{\|f(\mathbf{X}^*)[p]\|_2} - \frac{\mathbb{I}_n}{\sqrt{n}} \right\|_2 = \sqrt{2}$. This indicates that the p -th column of the output matrix $f(\mathbf{X}^*)$ is not parallel to \mathbb{I}_n for any p . This further indicates that the output matrix does not have the identical vector in each row. \square

A.4 TECHNICAL LEMMA

Lemma 3. For any $x \in (0, 1)$, it always holds $\left[1 - \frac{1}{\sqrt{1+x^2}} \right]^{1/2} \leq x$.

Proof. To establish the inequality $\left[1 - \frac{1}{\sqrt{1+x^2}} \right]^{1/2} \leq x$, we begin by proving,

$$1 - \frac{1}{\sqrt{1+x^2}} \leq x^2. \quad (24)$$

To demonstrate equation 24, we equivalently show

$$1 - x^2 \leq \frac{1}{\sqrt{1+x^2}}. \quad (25)$$

Subsequently, it suffices to verify

$$(1 - x^2)(\sqrt{1+x^2}) \leq 1. \quad (26)$$

This is equivalent to proving

$$(1 - x^2)^2(1 + x^2) \leq 1. \quad (27)$$

Thus, our focus shifts to demonstrating

$$(1 - x^2)(1 - x^4) \leq 1. \quad (28)$$

Clearly, equation 28 holds true for any $x \in (0, 1)$. \square

B EXPERIMENT DETAILS

B.1 MODEL DETAILS.

The foundation models we use in our experiments are selected from open-source repositories, and Table 6 shows the basic information of the models and their sources. Specifically, we employ Llama2-70B-chat², Llama2-7B-chat³, and Mistral-7B-v0.1⁴. For smaller models, we select Phi-2⁵ and Phi-1.5⁶. We also consider OPT model⁷, which has only 350 million parameters and 24 decoder layers.

Table 6: Model Info

Model	Size	Decoder Layers
Llama2-70B-chat (Touvron et al., 2023)	70B	80
Llama2-7B-chat (Touvron et al., 2023)	7B	32
Mistral-7B-v0.1 (Jiang et al., 2023a)	7B	32
Phi-2 (Abdin et al., 2024)	2.7B	32
Phi-1.5 (Li et al., 2023)	1.3B	24
OPT (Zhang et al., 2022)	350M	24

B.2 RECOVERY ATTACKS.

Attack implementation details. In performing FT-all and FT-closed model recovery attacks, we adhere to the training hyper-parameters outlined in the Llama2 report (Touvron et al., 2023), employing the AdamW optimizer with a cosine learning rate scheduler. The initial learning rate is set to 2×10^{-5} , with a weight decay of 0.1, a batch size of 128, and bfloat16 precision for input sequences of 512 tokens. The LLaMA2-70B model is trained for 3 epochs with a random seed of 42, while other models are trained for 5 epochs across three seeds: 42, 1234, and 20. Despite limiting training to 3 epochs for the 70B model, the training loss stabilized effectively. Our implementation builds upon the llama-recipes repository provided by META.

For SEM attacks, distinct configurations were employed for SCARA and SAP-DP. In the case of SCARA, embeddings from the closed-source components were collected and paired with the input data to train a substitute model. In contrast, for SAP-DP, embeddings from the sixth decoder layer and the model’s final logits were utilized to construct the training dataset. In accordance with (Tamber et al., 2024), we applied a learning rate of $1.5e-4$, a weight decay of 0.01, and a linear learning rate scheduler with 500 warmup steps. Both training and validation batch sizes were set to 32, with MSE as the loss function. SCARA was trained for 30 epochs due to its smaller model size, whereas SAP-DP was trained for 5 epochs.

All recovery experiments were conducted on Nvidia 4090 24G, 6000 Ada 48G, and A100 80G GPUs, utilizing PyTorch 2.2.0 and CUDA 11.8 on Ubuntu 20.04.6 LTS.

Base 51k Recovery Dataset. We ensure dataset coverage and reliability by using a 1:1 ratio of the MMLU auxiliary training set⁸ and Alpaca dataset⁹, extracting 25.5k samples from each. From the MMLU auxiliary training data (Hendrycks et al., 2021), we sample 50%, and from Alpaca (Taori et al., 2023), we use a step size of 2 to enhance diversity. The datasets are then formatted for model training, applying Alpaca and MMLU prompts from Table 7.

²<https://huggingface.co/meta-llama/Llama-2-70b-chat-hf>

³<https://huggingface.co/meta-llama/Llama-2-7b-chat-hf>

⁴<https://huggingface.co/mistralai/Mistral-7B-v0.1>

⁵<https://huggingface.co/microsoft/phi-2>

⁶https://huggingface.co/microsoft/phi-1_5

⁷<https://huggingface.co/facebook/opt-350m>

⁸<https://github.com/hendrycks/test>

⁹https://github.com/tatsu-lab/stanford_alpaca/blob/main/alpaca_data.json

Table 7: Prompts for Alpaca and MMLU auxiliary training data

Dataset	Prompt Type	Description
Alpaca	with input	Below is an instruction that describes a task, paired with an input that provides further context. Write a response that appropriately completes the request.
	w/o input	Below is an instruction that describes a task. Write a response that appropriately completes the request.
MMLU	Question Answering	Below is a question with no choices. Write the correct answer that appropriately solves the question.
	Multiple Choice	The following is a multiple choice question, paired with choices. Answer the question in the format: "Choice:content".

Extra Recovery Datasets. To enhance dataset diversity, the 100K, 200K, 300K, and 500K datasets integrate additional specialized sources. As detailed in Table 8, these sources include Baize (Xu et al., 2023) (158K English multi-turn conversations via ChatGPT’s self-chat), MathInstruct (Yue et al., 2023) (260K curated math instruction instances focusing on hybrid reasoning), and OpenOrca (Mukherjee et al., 2023) (augmented FLAN collection with 1M GPT-4 completions and 3.2M GPT-3.5 completions). These enrichments are intended to support complex computational and theoretical tasks, offering broader topic coverage.

Table 8: Composition of variously sized datasets

Raw Data Set	51k	100k	200k	300k	500k
Alpaca	25.5	50	40	50	50
MMLU auxiliary training set	25.5	50	40	100	100
Baize-MedQuAD	0	0	40	50	50
Baize-Quora	0	0	40	50	50
Baize-Stackoverflow	0	0	40	50	50
MathInstruct	0	0	4	6	20
OpenOrca	0	0	0	0	180

Validation Datasets. Table 9 outlines the composition of the validation datasets. For *Validation Dataset 1*, we extracted 50% from each of the 57 MMLU validation sub-datasets, totaling 1.5K instances, paired with Alpaca data selected using a step size of 751. This dataset is used with the 51K and 100K training sets. For larger training sets (200K, 300K, and 500K), *Validation Dataset 2* was created by adding 400 instances from three Baize subsets, expanding the validation set to 4.0K.

Table 9: Composition of validation datasets of different sizes

Raw Data Set	Validation Set	Evaluation Set
Alpaca	765	765
MMLU auxiliary training set	751	751
Baize-MedQuAD	0	850
Baize-Quora	0	850
Baize-Stackoverflow	0	850
Total Length	1516	4066

B.3 BASELINES.

In this section, we provide further details on the baselines used in our comparisons: SAP-DP and fully-closed. These schemes represent different strategies, each with distinct trade-offs in terms of customizability and resilience against model recovery attacks.

SAP. The Split-and-Privatize (SAP) framework (Shen et al., 2023) offers an approach to balance between protecting model privacy and data privacy while maintaining competitive performance. Specifically, the SAP framework keeps the bottom six encoder layers open, allowing user access and fine-tuning while closing the deeper layers on the vendor.

SAP-DP. To further strengthen protection while maintaining competitive performance, we extend SAP by incorporating differential privacy techniques by adding Laplace noise to perturb the logits during the fine-tuning process (Lee et al., 2018). The Laplace Distribution with mean μ and scale b is the distribution with probability density function:

$$\text{Laplace}(x|\mu, b) = \frac{1}{2b} \exp\left(-\frac{|x - \mu|}{b}\right)$$

Specifically, in SAP-DP, the noise n is sampled: $n \sim \text{Laplace}(0, 0.5)$ and added to the output logits of the model to balance privacy protection and model performance.

Fully-closed. Following (Eiras et al., 2024), we use the fully-closed approach as a baseline. This assumes the adversary has no access to internal model parameters, treating the model as a black-box, where only output data can be collected. We slightly broaden this setup by assuming the adversary knows the model’s architecture but no other details. Thus, recovering the fully-closed model involves using the collected data to retrain a model with the same architecture to restore its general functionality.

B.4 IMPLEMENTATION DETAILS OF SCARA.

Evaluation Datasets. We created a 1.5K Evaluation Set to assess model resilience under various closed-sourcing strategies. This set includes 50% of entries from each of the 57 MMLU validation sub-datasets (Hendrycks et al., 2021), distinct from Validation Set outlined in Table 9. Additionally, we selected an equal number of Alpaca dataset (Taori et al., 2023), using a step size of 751, ensuring no overlap with the Validation Set.

Hyper-parameter Sensitivity. As shown in Figure 9, we evaluate SCARA’s sensitivity to tolerance magnitude ε , adjusting it from 0.05 to 1 in 0.05 increments while calculating the ΔARR for six recovered models. The results indicate that SCARA is minimally sensitive to changes in ε , with ΔARR values stabilizing as ε increases. This stability arises from the need for a smaller closed-sourced layer at higher ε , allowing the condition $R(I) \leq (1 + \varepsilon)R([L])$ to be met with fewer layers. Additionally, the increase in ΔARR is smaller for larger models, suggesting that privatizing more parameters beyond a certain point offers diminishing returns in resilience.

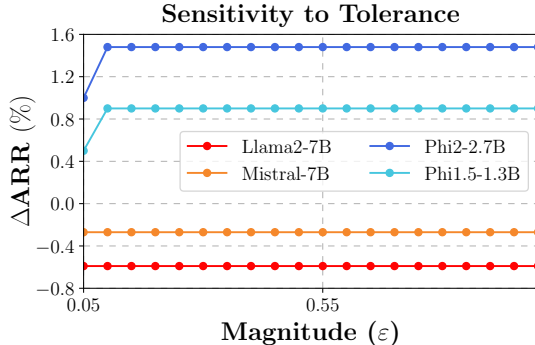


Figure 9: Sensitivity on ε .

B.5 EVALUATION BENCHMARKS

Most of our evaluations are conducted using the lm-evaluation suite (Gao et al., 2023), the bigcode-evaluation-harness platform (Ben Allal et al., 2022), and MT-Bench (Zheng et al., 2023). For specific domains, such as finance and law, we utilize the official benchmark testing codes provided by their respective communities, as detailed below.

Evaluation on Customizabilities. We assess the customizability of models across six domains, as detailed in Table 10. Each domain includes specific benchmarks and metrics designed to evaluate different aspects of the model’s performance in relation to customizability. In particular, for evaluating medical capabilities, we select two subcategories from the MMLU benchmark that are related to the medical domain: *mmlu_anatomy* and *mmlu_professional_medicine*. For assessing legal reasoning, we select 10 multiple-choice and judgment-based subcategories from Legalbench. The performance of the model in these legal tasks is measured using perplexity, following the prompt structure provided by Legalbench. Specifically, the selected subcategories include: *cuad_audit_rights*, *canada_tax_court_outcomes*, *definition_classification*, *cuad_affiliate_license-licensee*, *learned_hands_business*, *contract_nli_survival_of_obligations*, *contract_nli_explicit_identification*, *contract_nli_confidentiality_of_agreement*, *hearsay*, and *contract_qa*.

Table 10: Details of the Six Customizability Benchmarks

Domain	Benchmark	Metric	n-shot	Reference
Code	HumanEval	Pass@1	0	Chen et al. (2021)
	MBPP	Pass@1	1	Austin et al. (2021)
Math	GSM8K	Exact Match	8	Cobbe et al. (2021)
Medical	MMLU_Medical	Accuracy	5	Hendrycks et al. (2021)
Finance	FPB	F1	0	Wang et al. (2023a)
Law	LegalBench	Accuracy	0	Guha et al. (2023)
Alignment	MT-Bench	Score	(GPT-4)	Zheng et al. (2023)

Evaluation on Resilience. We follow the Llama-2 report Touvron et al. (2023) to evaluate the recovered model, including 16 benchmarks, which are categorized into 6 groups. Table 11 summarizes the functionality benchmarks used in our experiments, along with their test methods and performance metrics. Our model ranks choices in multiple-choice tasks and generates answers for open-ended generation tasks.

B.6 MODEL CUSTOMIZATION

Datasets. To fine-tune the models for domain-specific tasks, we utilized several datasets tailored to different sectors, including Code (Zheng et al., 2024b), Math (Yue et al., 2023), Medical (Zhang et al., 2023), Finance (Wang et al., 2023b), Law (Guha et al., 2024), and Alignment (Meng et al., 2024). Table 12 lists the customization training datasets used in the experiments. For the code domain, we combine the datasets from CodeFeedback and CodeAlpaca. For law and finance, we merge all training datasets from Legalbench and FinGPT respectively. These datasets are then prepared for model training using the Alpaca prompts outlined in Table 7. Additionally, we randomly select 3,000 samples to serve as the validation dataset.

Customization Training Hyperparameters. In model customization, we use different hyperparameters depending on the model size. For LLaMA2-70B, we apply QLoRA with the settings outlined in Table 13, while for 7B models, we use LoRA. For smaller models like Phi2 and Phi-1.5, we fine-tune all model parameters. For LLaMA2-70B, we fine-tune it as a quantized 4-bit model over 1 epoch, starting with a learning rate of 1.5×10^{-6} . For the 7B models, we train for 3 epochs, with a seed value of 42. The training setup includes a weight decay of 0.1, a batch size of 128, a warmup ratio of 0.03, and input sequences of 512 tokens, following standard experimental practices (Hu et al., 2021).

Table 11: Details of the Sixteen Functionality Benchmarks

Domain	Benchmark	Metric	n-shot	Reference
Commonsense Reasoning	PIQA	Accuracy	0	Bisk et al. (2020)
	Hellaswag	Accuracy	0	Zellers et al. (2019)
	Winogrande	Accuracy	0	Sakaguchi et al. (2019)
	ARC_easy	Accuracy	0	Clark et al. (2018)
	ARC_challenge	Accuracy	0	Clark et al. (2018)
Reading Comprehension	OpenBookQ	Accuracy	0	Mihaylov et al. (2018)
	LAMBADA	Accuracy	0	Paperno et al. (2016)
	BoolQ	Accuracy	0	Clark et al. (2019)
	SQuADv2	HasAns_EM	2	Rajpurkar et al. (2018)
	SQuADv2	HasAns_F1	2	Rajpurkar et al. (2018)
World Knowledge	NaturalQuestions	Exact Match	5	Kwiatkowski et al. (2019)
	TriviaQA	Exact Match	5	Joshi et al. (2017)
Code	HumanEval	Pass@1	0	Chen et al. (2021)
	MBPP	Pass@1	1	Austin et al. (2021)
Math	GSM8K	Exact Match	8	Cobbe et al. (2021)
General Ability	MMLU	Accuracy	5	Hendrycks et al. (2021)
	BBH	Accuracy	3	Suzgun et al. (2022)

Table 12: Customization Training Datasets Composition

Domain	Dataset Name	Size	Reference
Code	CodeFeedback	156k	Zheng et al. (2024a)
	CodeAlpaca	20k	Chaudhary (2023)
Math	MathInstruction	262K	Yue et al. (2023)
Medical	MedMCQA	183k	Zhang et al. (2023)
Law	Legalbench	90k	Guha et al. (2023)
Finance	FinGPT	204k	Wang et al. (2023a)
Alignment	Ultrafeedback	62k	Cui et al. (2024)

For Phi2 and Phi-1.5, we use the training hyperparameters from the LLaMA2 report. We employ the AdamW optimizer with a cosine learning rate scheduler, starting with a learning rate of 2×10^{-5} , a weight decay of 0.1, a batch size of 128, and use bfloat16 precision for 512-token input sequences. Specifically, for alignment, we follow SimPO Meng et al. (2024) and set the preference parameters $\beta = 2$ and $\gamma = 1$. The learning rate is 1×10^{-6} for LLaMA2-70B and 5×10^{-7} for the 7B and smaller models. All experiments are conducted using the LLaMA-Factory on Nvidia 4090 24G, 6000 Ada 48G, and A100 80G GPUs, with PyTorch 2.2.0 and CUDA 11.8 on Ubuntu 20.04.6 LTS.

B.7 AMPLIFICATION OF SMALL RECOVERY ERROR

To investigate the amplification of minor recovery errors in the pre-transition layers, we conducted experiments on the LLaMA2-7B model. Specifically, we added Gaussian noise, $x \sim N(0, 0.01^2)$, to the parameters of the first decoder layer of the model. Then, we compared the embedding outputs generated by the noisy model with those from the original model. The difference between the two

Table 13: The Hyperparameters for Customization Training.

Model	Method	Rank r	Lora α	Dropout	Learning Rate	Epochs	Warmup R.
Llama2-70B	QLoRA	96	16	0.05	1.50E-04	1	0.03
Llama2-7B	LoRA	32	64	0.05	2.00E-05	3	0.03
Mistral-7B	LoRA	32	64	0.05	1.00E-06	3	0.03

sets of outputs was measured using the Frobenius norm. We collected embedding outputs from layers 0, 3, 6, 9, 12, 15, 18, 21, 24, 27, and 30, totaling 45,000 output samples. The results showed a significant amplification of these small errors.

B.8 RESILIENCE AND CUSTOMIZATION TRANSITIONS

For the LLaMA2-7B model, the smallest closed-source layer set identified by SCARA consists of a single decoder layer, whereas for Phi-2, it includes two decoder layers. Consequently, for LLaMA2-7B, we opted to closed-source each even-indexed layer, while for Phi-2, we chose to closed-source non-overlapping pairs of layers (e.g., layers 0-1, 2-3). For each selected layer set, we first closed-source them, then subjected the semi-open model to FT-all attacks, and subsequently calculated the Δ ARR of the layer set to assess its resilience.

When verifying the customization transition, due to computational constraints, we validated only every other layer set for both models (e.g., closed-source layers 0, 0-4, 0-8 ...). Specifically, we applied LoRA-based customization on LLaMA2-7B in the math domain, while for Phi-2, we utilized the full finetuning approach. The experimental hyperparameters remain consistent with those outlined in the Appendix B.6.

We further computed the Δ ARR for each closed-source set within Mistral-7B-v0.1 and Phi-1.5. In these models, the smallest closed-source set identified by SCARA consists of one decoder layer and two decoder layers, respectively. Following the same experimental configuration as LLaMA2-7B and Phi-2, we closed-sourced each even-indexed layer for Mistral-7B, and non-overlapping pairs of layers for Phi-1.5. The complete results demonstrating the transition layers within the Mistral-7B and Phi-1.5 model that closed two non-overlapping consecutive layers are depicted in Figure 10. Once again, we observed a distinct presence of transition layers. Specifically, in Mistral-7B, the transition layer appears at the 24th layer, while in Phi-1.5, it is located within the first layer set. Further results for can be found in Appendix C.7.

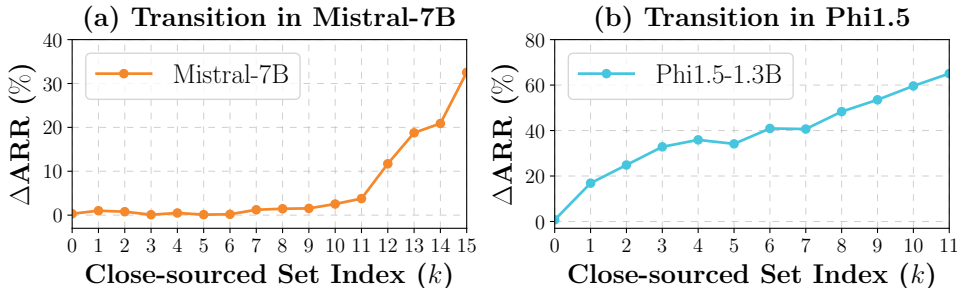


Figure 10: Resilience changes in Mistral-7B and Phi-1.5.

B.9 RESILIENCE ACROSS CLOSED SIZES

To examine the influence of Closed layer size on model resilience, we conduct experiments on Closed-sourcing different amounts and proportions of parameters in the model’s decoder layer. We give instructions on the detailed setting of closed-sourced models in Table 14. The module names are all derived from the overall implementation functions of each model in the Transformers open-source repositories in Table 6. We utilize abbreviated module names to denote specific settings.

We further computed Δ ARR by close-sourcing varying quantities and proportions of parameters under FT-all attacks on three additional models. As shown in Figure 11 and Figure 6(b), we observed

Table 14: Closed-sourced Sizes Setting. “*” indicates an entire decoder layer.

	Llama-7B	Mistral-7B	Phi2-2.7B	Phi1.5-1.3B
0.25%	W_k	W_q, W_k	W_k	W_k
0.50%	W_q, W_k	W_o, MLP_{up}	W_q, W_k	W_q, W_k
1%	W_q, W_k, W_v, W_o	W_q, W_k, W_v, W_o	W_q, W_k, W_v, W_d	W_q, W_k, W_v
3%	0	0	0	0
Proportion				
7%	0-1	0-1	0-1	0-1
15%	0-4	0-4	0-3	0-3
30%	0-9	0-9	0-9	0-6
50%	0-15	0-15	0-15, W_{em}	0-11, W_{em}
100%	Fully-closed	Fully-closed	Fully-closed	Fully-closed
Quantity				
20M	W_k	W_q, W_k	W_q, W_k, W_v	W_q, W_k, W_v, W_d
50M	W_q, W_k, W_v	W_q, W_k, W_v, W_o	MLP	0
100M	W_q, W_k, W_v, MLP	W_q, W_k, W_v, W_o, MLP	0, W_q, W_k, W_v	0-1
160M	W_q, W_k, W_v, W_o, MLP	W_q, W_k, W_v, W_o, MLP	0-1	0-2
200M	0	0	0-1, $W_q, W_k, W_v, W_d, MLP_{\uparrow}$	0-3
300M	0, W_q, W_v, W_o, MLP_{up}	0, W_q, W_v, W_o, MLP_{up}	0-3	0-5
600M	0-2	0-2	0-7	0-11

the same pattern as with Llama2-7B, where resilience emerges once a sufficient number of parameters are closed-sourced. For example, on Mistral-7B, resilience occurs after closed-sourcing 100 million parameters, which is less than a single decoder layer. Closed-sourcing fewer parameters leads to a notable drop in resilience, with ΔARR rising to around 40%. Beyond this threshold, resilience stabilizes near 0% ΔARR . This pattern holds across all models, highlighting a critical threshold for effective closed-source. Furthermore, different architectures require varying closed-sourcing quantities to achieve resilience, even with similar model sizes. For instance, Mistral-7B reaches resilience by closed-sourcing 100 million parameters, Llama2-7B requires 200 million, and Phi-1.5 needs a higher rate of 7%, compared to 3% for Llama2-7B.

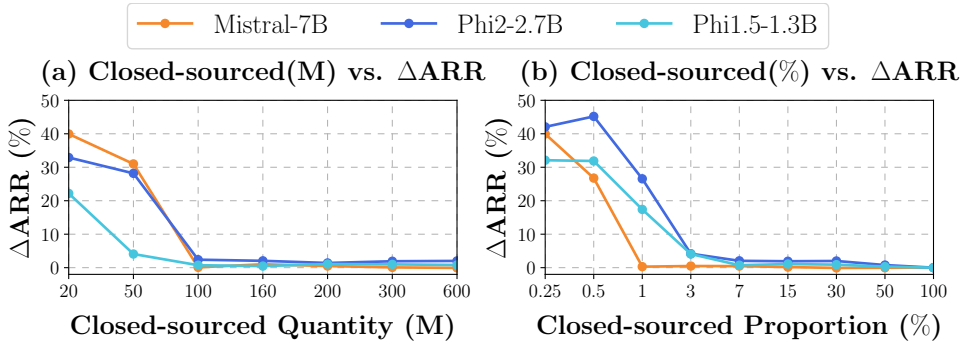


Figure 11: ΔARR for different closed parameter quantities and proportions.

B.10 EFFECTIVENESS OF RECOVERY DIFFICULTY

The complete Pearson and Spearman results are presented in Table 15, revealing a negative correlation between RS and the average recovery ratio. For example, in Llama2-7B, both Pearson and Spearman coefficients fall below -0.77. Similar trends are seen in models with varying architectures and sizes, confirming that RD is a reliable predictor of recovered model performance and demonstrating the effectiveness of SCARA. Additionally, Figure 12 shows scatter plots depicting the relationship between ΔARR and Recovery Difficulty(\uparrow)s across four models, along with the corresponding Pearson and Spearman correlation coefficients. The Recovery Difficulty(\uparrow)s were obtained from Section 5.3. As illustrated in Figure 12, we observe a clear trend: an increase in ΔARR corresponds to a decrease in model scores across all models analyzed. This inverse relationship is consistently supported by strong negative values for both Pearson and Spearman correlation coefficients, with the

most significant negative correlation seen in Phi2-2.7B, indicating a substantial drop in model scores as ΔARR increases.

Table 15: Correlation coefficients (Spearman | Pearson) between recovery ratio and recovery difficult.

Model	Rsn.	Read.	KnL.	Code & Math	Gen.	Avg.
Llama2-7B	-0.83	-0.97	-0.77	-0.96	-0.83	-0.95
Mistral-7B	-0.83	-0.89	-0.72	-0.91	-0.82	-0.94
Phi-2	-0.93	-0.96	-0.84	-0.96	-0.74	-0.87
Phi-1.5	-0.86	-0.97	-0.78	-0.94	-0.83	-0.94

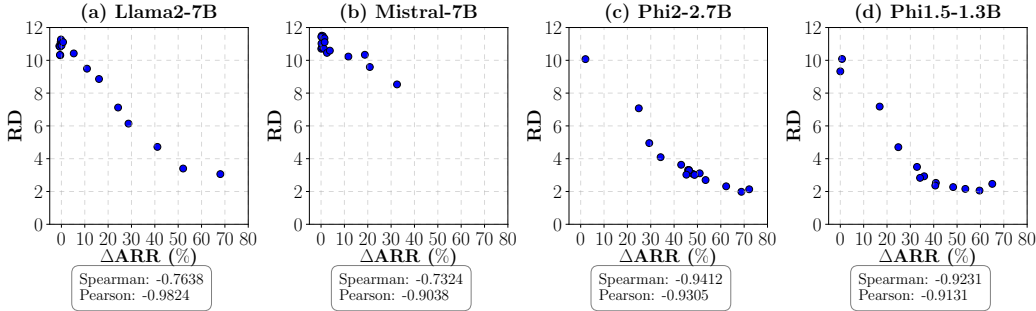


Figure 12: Correlation Analysis of ΔARR and Recovery Difficulty Across Different Models.

B.11 ADVERSARIAL ATTACK

In this section, we provide a detailed comparison of SCARA and SAP-DP in their effectiveness against three types of black-box adversarial attacks on the Llama2-7B model. The attacks considered include Membership Inference Attacks (MIA), Attribute Inference Attacks (AIA), and Prompt Injection Attacks (PIA).

Membership Inference Attack (MIA): This attack aims to determine whether a specific data point was included in the training dataset of the model. Attackers utilize model outputs to infer membership status, potentially exposing sensitive information about the training data (Fu et al., 2023; Chen & Pattabiraman, 2024). We conducted our experiment following SPV_MIA¹⁰, which provides a robust framework for assessing model vulnerabilities. We focus on the AUC scores for SPV-MIA against semi-open models across Ag News datasets (Zhang et al., 2016).

Attribute Inference Attack (AIA): In this scenario, the adversary attempts to infer specific attributes of training data based on the model’s outputs. This can lead to privacy breaches, particularly when sensitive attributes are involved (Staab et al., 2023; Li et al., 2024). We conducted our experiments following the methodology outlined in Staab et al. (2023)¹¹ and evaluated the top-3 accuracy on the PersonalReddit (PR) Dataset.

Prompt Injection Attack (PIA): This attack manipulates input prompts to coerce the model into producing desired outputs that may compromise the integrity or security of the system (Zhao et al., 2024; Xu et al., 2024). In our experiment, we follow AutoDAN¹², which can automatically generate stealthy jailbreak prompts by the carefully designed hierarchical genetic algorithm. We evaluate the effectiveness of these prompts using the *keyword-based attack success rate* (ASR), which measures the presence of predefined keywords in responses generated LLMs. For gold standard, LED¹³, significantly enhances the resilience of LLMs against prompt injection attacks (PIA), reducing the ASR to 0.

¹⁰<https://github.com/wjfu99/MIA-LLMs>

¹¹<https://github.com/eth-sri/llmprivacy>

¹²<https://github.com/SheltonLiu-N/AutoDAN>

¹³<https://github.com/ledllm/ledllm>

C DETAILED RESULTS

C.1 COMPARISON IN TWO SEMI-OPEN LLAMA2-70B

In this experiment, we examine two semi-open Llama2-70B models, where either the first two decoder layers are closed-source (referred to as Semi-Open-1) or the last two decoder layers are closed-source (referred to as Semi-Open-2). The objective is to compare their performance in terms of customization and their resilience under the recovery attack. The results are summarized in Table 16 and Table 17.

Table 16: Customization Performance of Llama2-70B under Different Closed-Sourced Layers

	Math	Code	Medical	Law	Finance	Alignment
Fully Closed-sourced	53.15	24.90	53.68	79.63	37.54	7.19
Semi-Open-1	62.40	43.99	62.73	93.85	87.51	7.46
Semi-Open-2	62.53	42.36	62.72	93.91	87.90	7.46

Table 17: Recovery Performance of Llama2-70B under Different Closed-Sourced Layers

	Benchmarks	Fully Closed-sourced	Semi-Open-1	Semi-Open-2
Rsn.	PIQA	50.82	50.49	79.05
	winogrande	51.07	51.22	72.93
	arc_easy	25.17	25.63	76.30
	arc_challenge	23.55	20.48	50.17
	Hellaswag	26.65	25.77	79.49
Read.	lambada	0.00	0.01	57.25
	BoolQ	43.30	37.92	84.95
	SQuADv2_EM	0.00	0.00	1.54
	SQuADv2_f1	0.23	1.01	35.59
	OBQA	25.60	24.40	44.00
KnL.	NQ	0.00	0.00	15.18
	TriviaQA	0.00	0.00	52.67
Code	mbpp	0.00	0.00	16.00
	HumanEval	0.00	0.00	13.41
Math	GSM8K	0.03	0.01	27.75
Gen.	MMLU	23.01	23.22	63.61
	BBH	0.00	0.00	49.45
Average Recovery Ratio(↓)		22.55	21.73	74.94

C.2 EVALUATION RESULTS UNDER FT-ALL ATTACK

In this section, we provide a comprehensive analysis of the evaluation results, comparing SCARA with two baseline methods: SAP-DP and a fully-closed approach. This comparison is conducted across 16 benchmarks under the FT-all attack scenario. The detailed results for Llama2-70B are presented in Table 18, while the results for Llama2-7B and Mistral-7B are shown in Table 19. Additionally, the outcomes for Phi-2 and Phi-1.5 are provided in Tables 20.

C.3 CUSTOMIZATION PERFORMANCE OF MODELS

In this section, we present detailed evaluation results of the model customization performance across six downstream tasks used in our experiments. The detailed results for Llama2-70B are presented in Table 21, while the results for Llama2-7B and Mistral-7B are shown in Table 22 and Table 23. Additionally, the outcomes for Phi-2 and Phi-1.5 are provided in Tables 24 and Table 25.

Table 18: Evaluation results of Llama2-70B under FT-all attack

		Pre-train	SCARA	SAP-DP	Fully-closed
Rsn.	PIQA	80.69	50.49	48.26	50.82
	Winogrande	74.74	51.22	50.59	51.07
	ARC-easy	80.35	25.63	26.35	25.17
	ARC-challenge	53.24	20.48	20.31	23.55
	Hellaswag	82.15	25.77	25.76	26.65
Read.	LAMBADA	75.07	0.01	0.00	0.00
	BoolQ	86.70	37.92	37.83	43.30
	SQuADv2_EM	51.23	0.00	0.00	0.00
	SQuADv2_f1	67.43	1.01	1.13	0.23
	OBQA	44.80	24.40	24.40	25.60
KnL.	NaturalQuestions	32.38	0.00	0.00	0.00
	TriviaQA	73.47	0.00	0.02	0.00
Code	MBPP	24.80	0.00	0.00	0.00
	HumanEval	25.00	0.00	0.00	0.00
Math	GSM8K	53.15	0.01	0.00	0.03
Gen.	MMLU	63.09	23.22	24.19	23.01
	BBH	61.40	0.00	0.00	0.00
Average Recovery Ratio(↓)		-	21.73	21.64	22.55

Table 19: Evaluation results of 7B models under FT-all attack

		Llama2-7B			Mistral-7B		
		SCARA	SAP-DP	Fully-closed	SCARA	SAP-DP	Fully-closed
Rsn.	PIQA	49.56	49.56	49.47	51.63	50.22	49.35
	Winogrande	50.99	49.66	50.83	49.78	51.07	50.59
	ARC-easy	27.04	26.43	25.98	26.12	28.03	25.83
	ARC-challenge	21.07	20.56	22.47	19.94	21.42	22.35
	Hellaswag	25.56	25.69	26.39	26.10	25.97	25.39
Read.	LAMBADA	0.01	0.00	0.01	0.12	0.00	0.01
	BoolQ	44.30	41.70	48.34	39.05	37.83	45.80
	SQuADv2_EM	0.00	0.00	0.00	0.00	0.00	0.00
	SQuADv2_f1	0.49	0.63	0.59	1.21	0.26	0.66
	OBQA	25.13	23.00	25.93	25.60	25.20	25.00
KnL.	NaturalQuestions	0.01	0.01	0.04	0.00	0.00	0.02
	TriviaQA	0.00	0.00	0.02	0.00	0.00	0.01
Code	MBPP	0.00	0.00	0.00	0.00	0.00	0.00
	HumanEval	0.00	0.00	0.00	0.00	0.00	0.00
Math	GSM8K	0.00	0.00	0.00	0.00	0.00	0.00
Gen.	MMLU	24.26	22.92	24.45	25.24	23.05	23.26
	BBH	0.00	0.00	0.00	0.00	0.00	0.00
Average Recovery Ratio(↓)		25.03	24.16	25.62	22.41	22.28	22.68

C.4 COMPARISON IN CLOSING BASELINES ON LLAMA2-70B

We compare the recovery resilience of SCARA with SAP-DP and Fully-closed as baselines under FT-closed and SEM attack strategies. The evaluation results on sixteen benchmarks are shown in Table 26.

Table 20: Evaluation results of small models under FT-all attack

		Phi-2			Phi-1.5		
		SCARA	SAP-DP	Fully-closed	SCARA	SAP-DP	Fully-closed
Rsn.	PIQA	54.17	52.01	52.07	53.43	52.61	50.44
	Winogrande	51.56	48.93	48.91	51.09	49.25	49.12
	ARC_easy	34.57	28.20	27.03	30.81	28.79	27.50
	ARC_challenge	19.45	19.37	18.66	20.56	19.80	21.22
	Hellaswag	27.61	25.32	25.26	26.27	25.66	25.05
	LAMBADA	0.75	0.02	0.00	0.59	0.00	0.00
Read.	BoolQ	45.29	40.21	44.60	46.98	41.80	46.28
	SQuADv2_EM	0.02	0.00	0.00	0.00	0.00	0.00
	SQuADv2_f1	2.61	0.28	0.64	0.78	0.65	1.60
	OBQA	24.80	26.60	25.80	26.60	28.60	26.87
KnL.	NaturalQuestions	0.00	0.00	0.02	0.04	0.00	0.00
	TriviaQA	0.01	0.00	0.01	0.01	0.00	0.00
Code	MBPP	0.00	0.00	0.00	0.00	0.00	0.00
	HumanEval	0.00	0.00	0.00	0.00	0.00	0.00
Math	GSM8K	0.00	0.00	0.00	0.00	0.00	0.00
Gen.	MMLU	24.16	22.87	22.95	24.07	22.95	22.95
	BBH	0.01	0.00	0.00	0.00	0.00	0.00

Table 21: Detailed results of Llama2-70B closed by SCARA on six downstream tasks.

	Math	Code	Medical	Law	Finance	Alignment
Fully-Closed	53.15	24.90	53.68	79.63	55.63	7.19
SAP-DP	61.10	36.87	54.55	83.40	65.78	7.41
SCARA	62.40	43.99	62.73	93.85	87.51	7.46
Fully-Open	64.06	44.58	63.40	94.17	88.22	7.42

Table 22: Detailed results of Llama2-7B closed by SCARA on six downstream tasks.

	Math	Code	Medical	Law	Finance	Alignment
Fully-Closed	20.24	13.75	36.91	51.80	38.71	6.51
SAP-DP	20.24	13.75	36.91	51.80	38.71	6.52
SCARA	28.96	21.37	46.52	90.84	81.95	6.63
Fully-Open	29.34	21.265	47.60	90.49	84.09	6.63

Table 23: Detailed results of Mistral-7B closed by SCARA on six downstream tasks.

	Math	Code	Medical	Law	Finance	Alignment
Fully-Closed	38.21	33.83	61.50	50.47	37.39	3.20
SAP-DP	41.47	34.44	63.08	50.37	38.10	2.47
SCARA	46.10	43.16	66.78	84.94	86.19	3.87
Fully-Open	45.26	46.08	66.47	88.13	84.91	3.78

C.5 COMPARISON IN RECOVERY ATTACK STRATEGIES

In this section, we present detailed evaluation results of the model recovery performance of SCARA under FT-closed and SEM attack strategies across six functionalities used in our experiments. The detailed results under the FT-closed recovery strategy are presented in Table 27. The results under SEM attack strategies are shown in Table 28.

Table 24: Detailed results of Phi-2 closed by SCARA on six downstream tasks.

	Math	Code	Medical	Law	Finance	Alignment
Fully-Closed	57.77	47.59	43.13	56.46	54.07	5.22
SAP-DP	58.52	46.65	43.40	56.81	54.37	5.11
SCARA	59.59	47.79	45.85	57.11	56.26	5.26
Fully-Open	59.60	48.40	45.93	57.19	56.68	5.27

Table 25: Detailed results of Phi-1.5 closed by SCARA on six downstream tasks.

	Math	Code	Medical	Law	Finance	Alignment
Fully-Closed	30.33	35.09	30.78	52.18	34.60	3.24
SAP-DP	30.25	35.45	32.66	51.99	34.27	3.68
SCARA	33.66	37.10	33.14	52.26	39.60	3.87
Fully-Open	34.49	37.45	33.23	52.34	39.90	3.68

Table 26: Evaluation results of Llama2-70B under FT-closed and SEM attack

		FT-closed		SEM	
		SCARA	SAP-DP	SCARA	SAP-DP
Rsn.	PIQA	49.78	49.40	48.62	49.00
	Winogrande	51.30	49.01	50.99	51.13
	ARC-easy	26.43	25.59	25.33	24.55
	ARC-challenge	21.41	21.42	22.01	20.93
	Hellaswag	26.07	26.10	25.90	25.22
Read.	LAMBADA	0.00	0.00	0.00	0.00
	BoolQ	45.09	37.83	44.95	39.80
	SQuADv2_EM	0.00	0.00	0.00	0.00
	SQuADv2_f1	0.98	1.01	0.59	1.00
	OBQA	24.40	23.80	25.03	22.96
KnL.	NaturalQuestions	0.00	0.00	0.00	0.00
	TriviaQA	0.00	0.00	0.00	0.00
Code	MBPP	0.00	0.00	0.00	0.00
	HumanEval	0.00	0.00	0.00	0.00
Math	GSM8K	0.00	0.00	0.00	0.00
Gen.	MMLU	23.18	23.66	22.98	22.83
	BBH	0.00	0.00	0.00	0.00
Average Recovery Ratio(↓)		22.60	21.80	22.40	22.30

C.6 COMPARISON IN RECOVERY DATASETS SCALES

To investigate the impact of attack dataset scales on the efficiency of SCARA, we conduct model recovery attack on the Llama2-7B model using four different attack datasets of varying sizes: 100k, 200k, 300k, and 500k. The evaluation performance under different attack set scales are in Table 29

C.7 TRANSITION LAYER RESULTS.

Resilience Performance. We close same-sized layer sets with different start points, and attack them using FT-all. Specifically, the sets consist of one layer for Llama2-7B (Table 30, Table 31), and two layers for Phi-2 (Table 34, Table 35). We further computed the Δ ARR for each closed-source set within Mistral-7B-v0.1 and Phi-1.5 in Appendix B.8. The results for the Mistral-7B-v0.1 model are presented in Table 32 and Table 33. Additionally, the performance outcomes for the Phi-1.5 model can be found in Table 36.

Table 27: Recovery Performance of SCARA under FT-Closed attacks.

		Llama2-7B	Mistral-7B	Phi-2	Phi-1.5
Rsn.	PIQA	49.95	49.55	54.57	52.45
	Winogrande	49.88	49.68	52.33	52.41
	ARC-easy	27.65	25.88	33.33	31.06
	ARC-challenge	20.81	22.69	19.03	18.77
	Hellaswag	26.04	25.01	27.62	26.88
Read.	LAMBADA	0.00	0.00	0.77	0.71
	BoolQ	38.13	46.01	44.34	57.49
	SQuADv2_EM	0.00	0.00	0.00	0.00
	SQuADv2_f1	0.22	0.36	3.07	2.27
	OBQA	25.70	25.12	24.40	25.20
KnL.	NaturalQuestions	0.00	0.00	0.00	0.00
	TriviaQA	0.00	0.00	0.01	0.00
Code	MBPP	0.00	0.00	0.00	0.00
	HumanEval	0.00	0.00	0.00	0.00
Math	GSM8K	0.00	0.00	0.00	0.00
Gen.	MMLU	24.23	23.56	23.03	24.10
	BBH	0.00	0.00	0.00	0.00
Average Recovery Ratio(↓)		24.80	22.50	23.56	26.97

Table 28: Recovery Performance of SCARA under SEM attacks.

		Llama2-7B	Mistral-7B	Phi-2	Phi-1.5
Rsn.	PIQA	51.52	48.53	49.46	50.82
	Winogrande	50.28	51.02	48.70	50.59
	ARC-easy	24.83	25.83	25.93	24.62
	ARC-challenge	24.99	22.35	20.65	21.08
	Hellaswag	25.58	25.39	25.84	25.39
Read.	LAMBADA	0.00	0.01	0.00	0.01
	BoolQ	53.30	45.80	38.41	61.07
	SQuADv2_EM	0.00	0.00	0.00	0.00
	SQuADv2_f1	0.77	0.66	0.00	1.35
	OBQA	25.00	25.00	27.80	30.40
KnL.	NaturalQuestions	0.00	0.02	0.00	0.00
	TriviaQA	0.00	0.01	0.01	0.00
Code	MBPP	0.00	0.00	0.00	0.00
	HumanEval	0.00	0.00	0.00	0.00
Math	GSM8K	0.00	0.00	0.00	0.00
Gen.	MMLU	25.39	23.26	22.95	23.11
	BBH	0.00	0.00	0.00	0.00
Average Recovery Ratio(↓)		25.00	22.00	22.10	24.70

In all the above tables, “Pretrain” represents the model’s original performance without any layers closed-sourced. These columns indicate the index of layers in the model that have been closed-sourced. “*” indicates fully-closed. All evaluation scores are averages from three different seed tests, corresponding to the values 20, 42, and 1234, following the details of the Sixteen Functionality Benchmarks in Appendix B.5.

Table 29: Evaluation Results of SCARA on Llama2-7B under Various Attack Set Scales.

		51K	100K	200K	300K	500K
Rsn.	PIQA	49.56	49.89	49.18	49.18	49.59
	Winogrande	50.99	47.99	49.49	50.20	50.20
	ARC-easy	27.04	27.06	27.06	27.02	27.01
	ARC-challenge	21.07	21.33	20.90	21.16	21.48
	Hellaswag	25.56	26.49	26.46	26.50	26.19
Read.	LAMBADA	0.01	0.01	0.00	0.00	0.01
	BoolQ	44.30	44.41	44.10	44.07	44.96
	SQuADv2_EM	0.00	0.00	0.00	0.02	0.00
	SQuADv2_f1	1.05	0.32	0.51	0.52	0.71
	OBQA	25.13	25.00	23.80	25.20	25.60
Knl.	NaturalQuestions	0.01	0.08	0.08	0.06	0.06
	TriviaQA	0.00	0.02	0.01	0.03	0.01
Code	MBPP	0.00	0.00	0.00	0.00	0.00
	HumanEval	0.00	0.00	0.00	0.00	0.00
Math	GSM8K	0.00	0.00	0.00	0.00	0.00
Gen.	MMLU	24.26	25.34	25.43	26.14	26.41
	BBH	0.00	0.00	0.00	0.00	0.00
Average Recovery Ratio(↓)		25.07	25.03	24.89	25.26	25.48

Table 30: Evaluation Results of Llama2-7B under Different Closed Layers (Part1)

		Pretrain	0	1	2	3	4	5	6	7
Rsn.	PIQA	76.66	49.56	51.43	49.53	50.45	49.84	50.27	50.96	51.09
	Hellaswag	75.45	25.56	25.75	25.88	26.16	25.91	27.20	29.39	28.89
	Winogrande	66.38	50.99	50.86	50.15	49.75	49.96	50.91	51.64	51.36
	ARC_easy	74.41	27.04	27.23	26.10	26.30	25.51	26.44	28.24	27.96
	ARC_challenge	44.11	21.07	20.31	20.19	21.30	22.04	21.56	20.62	22.92
Read.	OpenBookQA	68.49	0.01	0.11	0.02	0.02	0.01	0.00	0.05	0.04
	LAMBADA	80.67	44.30	41.22	38.36	41.43	38.08	38.14	38.40	41.55
	BoolQ	59.48	0.00	0.04	0.00	0.00	0.00	0.00	0.01	0.03
	SQuADv2_em	71.88	1.05	1.31	0.63	1.07	0.45	0.44	1.13	1.10
	SQuADv2_f1	43.80	25.13	24.60	23.60	24.93	25.67	24.47	25.07	26.00
Knl.	NaturalQuestions	22.47	0.01	0.00	0.01	0.03	0.02	0.01	0.13	0.08
	TriviaQA	57.23	0.00	0.01	0.00	0.02	0.01	0.01	0.07	0.10
Code	HumanEval	10.90	0.00	0.00	0.00	0.00	0.00	0.00	0.00	0.00
	MBPP	16.60	0.00	0.00	0.00	0.00	0.00	0.00	0.00	0.00
Math	GSM8K	20.24	0.00	0.00	0.00	0.00	0.00	0.00	0.00	0.00
Gen.	MMLU	45.83	24.26	25.37	23.98	24.26	24.75	24.01	25.23	27.45
	BBH	39.86	0.00	0.00	0.00	0.00	0.00	0.00	0.50	0.38
Avg. Performance Score(↓)		51.44	15.82	15.78	15.20	15.63	15.43	15.50	15.97	16.41
Average Recovery Ratio(↓)		-	30.76	30.67	29.55	30.39	29.99	30.13	31.04	31.90
Recovery Difficulty(↑)		-	11.11	11.27	10.87	10.31	10.83	10.33	10.90	11.11

Customizability Performance. We close varying numbers of layers from the start and fine-tune the open set, and then we observe the customizability transition in models. Table 37 shows the detailed evaluation results of Llama2-7B and Phi-2 on GSM8k benchmark.

Table 31: Evaluation Results of Llama2-7B under Different Closed-sourced Layers (Part2). “*” indicates the fully closed-sourced model.

		16	18	20	22	24	26	28	30	*
Rsn.	PIQA	51.47	52.99	58.22	65.83	69.60	73.45	75.46	75.99	49.47
	Hellaswag	31.38	36.55	45.61	56.60	62.70	67.88	71.37	72.94	26.39
	Winogrande	53.09	55.98	58.96	64.12	64.80	65.25	65.46	66.53	50.83
	ARC_easy	30.58	35.35	43.85	55.92	62.56	68.36	70.85	72.60	25.98
	ARC_challenge	24.26	26.85	30.97	35.38	38.17	41.41	43.00	44.17	22.47
Read.	OpenBookQA	0.28	1.58	6.79	30.88	44.58	56.23	62.33	63.11	0.01
	LAMBADA	57.55	70.53	71.36	78.85	79.69	80.29	79.39	80.40	48.34
	BoolQ	0.08	0.90	2.34	7.07	6.04	6.87	3.54	9.46	0.00
	SQuADv2_em	2.21	13.48	21.47	35.72	36.96	39.32	37.08	42.08	0.59
	SQuADv2_f1	27.33	28.20	30.47	32.13	34.93	39.27	39.93	41.53	25.93
KnL.	NaturalQuestions	0.13	0.41	1.60	2.94	4.29	2.69	7.28	11.87	0.04
	TriviaQA	0.25	1.79	4.93	11.02	15.73	17.95	33.19	42.26	0.02
Code	HumanEval	0.00	0.00	0.00	0.00	0.00	3.25	8.34	10.98	0.00
	MBPP	0.00	0.00	0.00	0.07	0.47	2.27	8.80	13.27	0.00
Math	GSM8K	0.00	0.00	0.00	0.13	0.81	8.42	6.90	15.77	0.00
Gen.	MMLU	43.17	48.20	49.38	49.58	49.72	50.03	50.75	50.61	24.45
	BBH	0.76	11.44	19.79	28.87	31.16	35.98	38.24	40.54	0.00
Avg. Performance Score(↓)		18.97	22.60	26.22	32.65	35.42	38.76	41.29	44.36	16.15
Average Recovery Ratio(↓)		36.89	43.94	50.98	63.48	68.87	75.35	80.27	86.24	31.39
Recovery Difficulty(↑)		10.42	9.49	8.86	7.12	6.14	4.72	3.40	3.06	11.19

C.8 EVALUATION RESULTS UNDER DIFFERENT CLOSED SIZE

In this section, we present a comprehensive evaluation of the model’s performance across sixteen benchmarks utilized in our experiments. The evaluation results for LLaMA2-7B, categorized by varying quantities and proportions of closed-source parameters, are displayed in Table 38 and Table 39, respectively. For the Mistral-7B model, the results are summarized in Table 40 and Table 41. Furthermore, the evaluation outcomes for the Phi-2 model can be found in Tables 42 and Table 43. The performance results for Phi-1.5 are also included in Tables 44 and Table 45 for comparison. For further details regarding the closed-source settings employed in our experiments, please refer to Appendix C.8.

C.9 LIMITATION ON OPT-350M

To investigate the limitations of SCARA, we calculate the recovery ratio of each closed-source set within the smaller model, OPT-350M (Zhang et al., 2022) with only 350M parameters. We set the closed-source set size to 2 and subsequently calculate Δ ARRs for each closed-source set. The detailed results are shown in Figure 46.

Table 32: Evaluation Results of Mistral-7B under Different Closed-sourced Layers (Part1)

		Pretrain	0	1	2	3	4	5	6	7
Rsn.	PIQA	81.99	51.63	53.20	53.63	53.47	51.56	52.61	50.71	55.15
	Hellaswag	81.04	26.10	26.36	26.36	26.66	27.10	25.51	26.18	28.16
	Winogrande	74.03	49.78	49.78	51.01	50.38	49.91	50.14	49.70	51.17
	ARC_easy	80.77	33.03	31.96	30.71	29.66	30.25	30.35	26.44	32.38
	ARC_challenge	50.26	19.94	21.27	20.45	19.60	20.05	21.36	21.25	20.73
Read.	OpenBookQA	44.40	25.60	25.20	25.20	25.47	25.87	26.33	25.07	27.20
	LAMBADA	73.29	0.12	0.44	1.91	2.08	0.80	0.30	0.17	1.95
	BoolQ	83.67	39.05	53.12	45.95	38.61	47.35	38.06	46.44	47.66
	SQuADv2_em	64.04	0.00	0.00	0.01	0.01	0.01	0.00	0.00	0.01
	SQuADv2_f1	71.37	1.21	0.84	1.05	1.03	1.27	0.43	0.07	0.86
Knl.	NaturalQuestions	28.98	0.00	0.01	0.00	0.04	0.01	0.00	0.02	0.07
	TriviaQA	70.79	0.00	0.00	0.02	0.01	0.01	0.01	0.00	0.16
Code	HumanEval	29.88	0.00	0.00	0.00	0.00	0.00	0.00	0.00	0.00
	MBPP	38.40	0.00	0.00	0.00	0.00	0.00	0.00	0.00	0.00
Math	GSM8K	38.21	0.00	0.00	0.00	0.00	0.00	0.00	0.00	0.00
Gen.	MMLU	62.50	25.24	24.68	25.11	23.43	23.65	24.26	24.26	24.99
	BBH	56.40	0.00	0.00	0.00	0.00	0.00	0.00	0.00	0.01
Avg. Performance Score(↓)		60.59	15.98	16.87	16.55	15.91	16.34	15.84	15.90	17.09
Average Recovery Ratio(↓)		-	26.38	27.85	27.32	26.25	26.97	26.15	26.24	28.20
Average Recovery Ratio(↓)		-	11.50	11.31	11.48	10.71	10.77	11.44	11.02	10.71

Table 33: Evaluation Results of Mistral-7B under Different Closed-sourced Layers (Part2)

		16	18	20	22	24	26	28	30	*
Rsn.	PIQA	54.50	52.32	52.72	57.13	62.82	64.67	67.23	75.61	49.35
	Hellaswag	29.31	29.02	29.99	33.46	46.21	52.12	52.46	67.73	25.39
	Winogrande	51.20	54.17	51.07	55.75	58.59	62.41	63.09	66.33	50.59
	ARC_easy	32.84	29.35	30.80	38.04	47.24	51.99	54.74	69.95	25.83
	ARC_challenge	21.19	23.04	23.78	26.34	30.86	33.22	35.04	40.53	22.35
Read.	OpenBookQA	26.00	27.87	26.87	29.67	28.73	32.67	33.40	36.40	25.00
	LAMBADA	2.61	0.18	1.28	4.17	21.89	29.93	24.49	48.32	0.01
	BoolQ	53.98	53.60	58.79	55.76	64.10	74.72	68.48	81.30	45.80
	SQuADv2_em	0.01	0.00	0.47	0.13	2.39	3.59	1.87	1.82	0.00
	SQuADv2_f1	0.96	0.18	1.27	2.60	14.88	22.61	21.12	34.16	0.66
Knl.	NaturalQuestions	0.01	0.10	0.19	0.58	1.84	3.15	3.53	8.87	0.02
	TriviaQA	0.03	0.01	0.61	0.62	5.14	7.51	10.32	25.44	0.01
Code	HumanEval	0.00	0.00	0.00	0.61	2.24	4.88	2.44	9.75	0.00
	MBPP	0.00	0.00	0.00	2.00	4.33	8.33	0.93	13.07	0.00
Math	GSM8K	0.00	0.00	0.00	0.00	0.00	0.00	0.00	0.25	0.00
Gen.	MMLU	24.30	25.84	29.54	24.55	34.77	40.77	40.84	50.44	23.26
	BBH	0.00	0.00	0.02	0.30	7.55	18.76	21.05	30.07	0.00
Avg. Performance Score(↓)		17.47	17.39	18.08	19.51	25.51	30.08	29.47	38.83	15.78
Average Recovery Ratio(↓)		28.83	28.71	29.84	32.20	42.09	49.64	48.64	64.08	26.05
Average Recovery Ratio(↓)		11.34	11.11	10.45	10.59	10.23	10.34	9.59	8.53	11.20

Table 34: Evaluation Results of Phi-2 under Different Closed-sourced Layers (Part 1)

		Pretrain	0	2	4	6	8	10	12	14
Rsn.	PIQA	79.27	54.17	72.85	73.76	75.03	76.75	78.00	78.91	77.84
	Hellaswag	73.73	27.61	56.49	57.73	60.47	62.84	66.39	66.91	66.95
	Winogrande	75.45	51.56	59.17	59.98	59.88	64.32	68.11	68.95	70.38
	ARC_easy	79.92	34.57	72.94	73.40	73.97	76.51	78.33	78.66	78.63
	ARC_challenge	52.90	19.45	41.75	39.82	44.11	45.65	47.92	49.74	48.78
Read.	OpenBookQA	51.20	25.80	35.73	37.47	40.13	42.00	44.00	45.67	44.80
	LAMBADA	56.28	3.25	28.55	30.42	34.64	40.05	45.41	45.52	46.66
	BoolQ	83.36	47.29	65.20	62.64	66.39	71.39	73.42	72.95	75.83
	SQuADv2_em	61.30	0.02	10.49	17.63	21.94	33.94	19.54	19.15	29.14
	SQuADv2_fl	71.38	2.61	37.22	40.35	45.53	59.16	48.21	50.09	54.87
KnL.	NaturalQuestions	9.58	0.00	3.60	4.97	6.13	7.55	7.95	8.10	9.25
	TriviaQA	39.29	0.01	13.57	16.29	24.74	28.60	31.58	33.71	32.79
Code	HumanEval	48.78	0.00	1.42	6.50	10.98	16.66	22.76	19.51	23.17
	MBPP	46.80	0.00	5.07	6.87	9.47	19.60	25.67	23.47	25.73
Math	GSM8K	57.77	0.00	7.25	8.64	4.42	9.63	14.18	11.35	17.31
Gen.	MMLU	56.73	26.16	34.29	37.01	39.90	43.11	45.63	48.17	49.82
	BBH	59.53	0.01	15.27	18.37	16.38	14.58	4.93	4.35	11.37
Avg. Performance Score(↓)		59.02	17.21	32.99	34.81	37.30	41.90	42.47	42.66	44.90
Average Recovery Ratio(↓)		-	29.15	55.90	58.99	63.21	71.00	71.97	72.28	76.09
Recovery Difficulty(↑)		-	10.07	7.07	4.95	4.09	3.63	3.31	3.31	3.11

Table 35: Evaluation Results of Phi-2 under Different Closed-sourced Layers (Part2). “*” indicates the fully closed-sourced model.

		16	18	20	22	24	26	28	30	*
Rsn.	PIQA	77.44	77.80	77.69	76.77	76.89	77.55	78.16	78.58	52.07
	Hellaswag	67.20	66.90	67.13	68.00	68.86	70.01	71.44	71.18	25.26
	Winogrande	70.82	71.40	73.11	74.46	75.79	75.72	75.93	74.77	48.91
	ARC_easy	78.30	77.27	77.33	76.82	78.09	77.76	79.53	79.56	27.03
	ARC_challenge	49.71	48.29	48.52	48.04	49.80	50.68	53.16	52.67	18.66
Read.	OpenBookQA	46.53	46.47	45.87	45.27	46.33	45.53	46.53	48.27	20.80
	LAMBADA	45.67	46.88	47.95	50.17	50.54	52.77	53.01	53.23	0.00
	BoolQ	80.56	80.72	82.22	83.31	83.98	83.54	82.54	83.41	39.60
	SQuADv2_em	7.88	1.30	1.69	1.31	0.15	0.23	3.54	10.03	0.56
	SQuADv2_fl	40.84	34.51	34.25	35.94	35.64	36.68	39.57	44.87	0.90
KnL.	NaturalQuestions	8.90	6.09	6.40	6.79	6.86	6.85	7.20	8.37	0.02
	TriviaQA	31.48	27.03	25.08	24.54	22.89	22.99	24.24	26.93	0.01
Code	HumanEval	22.56	21.34	25.41	32.52	38.01	46.14	46.54	43.90	0.00
	MBPP	26.73	25.33	24.80	31.73	36.67	41.80	43.13	43.20	0.00
Math	GSM8K	16.68	16.02	14.66	12.31	17.24	30.12	45.41	49.79	0.00
Gen.	MMLU	52.69	53.45	55.68	56.61	56.93	56.59	56.86	56.47	22.95
	BBH	3.42	17.36	8.33	18.24	30.09	48.12	52.28	56.36	0.00
Avg. Performance Score(↓)		42.79	42.25	42.12	43.70	45.57	48.42	50.53	51.86	15.10
Average Recovery Ratio(↓)		72.51	71.58	71.38	74.04	77.22	82.04	85.63	87.87	25.59
Recovery Difficulty(↑)		3.07	3.29	3.03	3.01	2.70	2.32	1.98	2.13	11.32

Table 36: Evaluation Results of Phi-1.5 under Different Closed-sourced Layers

	Pretrain	0-1	2-3	4-5	6-7	8-9	10-11	12-13	14-15	16-17	18-19	20-21	22-23	*	
Rsn.	PIQA	75.68	53.43	69.52	71.53	73.50	74.76	75.08	74.94	74.64	73.90	74.63	74.54	74.81	50.44
	Hellaswag	62.56	26.27	46.66	50.71	52.98	54.51	55.11	56.01	56.78	57.90	58.76	59.35	58.58	25.05
	Winogrande	72.69	51.09	54.91	59.22	61.75	64.85	67.95	68.88	68.98	71.25	71.19	72.87	70.66	49.12
	ARC_easy	76.14	30.81	61.70	65.70	70.10	71.38	70.01	71.72	71.93	72.34	73.39	74.16	73.74	27.50
	ARC_challenge	44.62	20.56	32.85	34.10	38.08	40.05	40.30	39.48	40.87	41.52	42.84	42.58	45.42	21.22
Read.	OpenBookQA	48.00	26.60	33.93	35.73	40.40	41.13	40.67	41.73	41.67	40.27	41.33	43.27	45.47	26.87
	LAMBADA	44.10	0.59	17.96	26.45	29.37	33.83	33.85	36.46	37.06	37.96	39.98	41.10	40.49	0.00
	BoolQ	75.05	46.98	59.12	52.42	57.41	65.68	68.52	63.47	65.12	66.52	73.91	75.17	77.0	46.28
	SQuADv2_em	48.01	0.00	5.82	10.94	18.34	13.96	14.70	23.22	16.98	26.05	22.04	20.16	26.86	0.00
	SQuADv2_fl	60.84	0.78	24.49	26.04	34.86	32.17	32.36	43.14	38.23	48.03	45.75	45.56	49.62	1.60
Kn.	NaturalQuestions	5.46	0.04	1.68	2.73	3.41	3.06	3.21	4.25	4.03	4.06	4.54	4.17	4.45	0.01
	TriviaQA	16.94	0.01	5.70	7.77	10.85	11.03	9.11	12.11	11.84	11.86	12.02	12.11	13.19	0.01
Code	HumanEval	35.98	0.00	3.05	10.57	12.20	16.26	13.82	17.48	18.70	23.17	29.68	31.91	31.71	0.00
	MBPP	35.40	0.00	2.80	7.80	10.93	17.40	16.53	16.13	16.67	22.27	27.33	28.27	28.53	0.00
Math	GSM8K	30.33	0.00	0.05	0.73	0.15	0.23	0.75	0.50	2.17	4.98	9.73	17.77	23.45	0.00
Gen.	MMLU	42.44	24.07	26.56	28.77	32.51	32.87	36.09	39.42	39.72	43.23	42.51	42.82	43.66	23.95
	BBH	28.80	0.00	2.07	3.97	8.38	7.37	2.81	7.79	4.12	10.63	6.94	10.34	11.45	0.00
Avg. Performance Score(↓)		47.24	16.54	26.40	29.13	32.66	34.15	34.17	36.28	35.85	38.59	39.80	40.95	42.30	15.94
Average Recovery Ratio(↓)		-	35.02	55.90	61.66	69.14	72.29	72.34	76.80	75.90	81.68	84.25	86.69	89.56	33.75
Average Recovery Ratio(↓)		-	10.08	7.18	4.70	3.50	2.93	2.83	2.53	2.36	2.27	2.16	2.06	2.46	9.33

Table 37: Customization Performance under Different Closed Sets

Llama2-7B		Phi-2	
Closed Layers	GSM8K(↑)	Closed Layers	GSM8K(↑)
Fully-open	29.34	Fully-open	59.60
0	28.96	0-1	59.59
0-4	21.76	0-5	58.60
0-8	21.46	0-9	58.45
0-12	20.85	0-13	55.19
0-16	20.11	0-17	56.25
0-20	21.46	0-21	54.59
0-24	21.44	0-25	55.34
0-28	18.73	0-29	54.59
Fully-Closed	20.32	Fully-Closed	57.77

Table 38: Evaluation Results of Llama2-7B under Different Closed-source Proportion

		0.25%	0.5%	1%	3%	7%	15%	30%	50%	100%
Rsn.	PIQA	77.78	77.69	67.73	49.42	49.55	50.05	49.98	49.31	49.47
	Hellaswag	71.40	71.54	52.39	25.74	26.03	26.25	25.67	25.48	26.39
	Winogrande	64.64	65.64	54.12	50.38	50.43	49.65	49.59	49.62	50.83
	ARC_easy	74.69	75.04	53.82	26.03	26.76	26.46	26.64	26.66	25.98
	ARC_challenge	43.66	43.29	26.99	20.16	21.39	19.74	21.44	21.73	22.47
Read.	OpenBookQA	63.15	63.62	33.20	0.01	0.00	0.02	0.01	0.01	0.01
	LAMBADA	80.66	80.78	62.10	38.22	39.33	43.45	39.39	41.83	48.34
	BoolQ	11.39	12.14	5.47	0.00	0.00	0.00	0.00	0.00	0.00
	SQuADv2_em	40.24	40.74	32.65	0.78	0.20	0.24	2.09	2.13	0.59
	SQuADv2_f1	40.73	40.67	30.47	22.93	23.40	25.53	24.07	23.07	25.93
Kn.	NaturalQuestions	7.83	7.89	5.61	0.00	0.01	0.02	0.01	0.00	0.04
	TriviaQA	44.29	45.95	18.78	0.00	0.01	0.00	0.00	0.00	0.02
Code	HumanEval	11.39	12.00	0.00	0.00	0.00	0.00	0.00	0.00	0.00
	MBPP	15.20	15.33	1.00	0.00	0.00	0.00	0.00	0.00	0.00
Math	GSM8K	13.22	13.29	0.00	0.00	0.00	0.00	0.00	0.00	0.00
Gen.	MMLU	45.04	45.03	30.90	24.06	24.04	25.01	23.19	23.11	24.45
	BBH	37.45	37.51	17.36	0.00	0.00	0.00	0.00	0.00	0.00
Avg. Performance Score(↓)		43.69	44.01	28.98	15.16	15.36	15.67	15.42	15.47	16.15
Average Recovery Ratio(↓)		84.94	85.56	56.33	29.48	29.86	30.47	29.97	30.07	31.39
Recovery Difficulty(↑)		1.96	1.93	8.66	10.87	11.75	11.48	11.65	11.57	11.19

Table 39: Evaluation Results of Llama2-7B under Different Closed-source Quantity

		20M	50M	100M	160M	200M	300M	600M
Rsn.	PIQA	77.78	73.49	67.55	67.12	49.42	50.36	49.97
	Hellaswag	71.40	63.47	51.67	51.27	25.74	25.70	25.78
	Winogrande	64.64	57.54	53.07	52.04	50.38	49.28	50.49
	ARC_easy	74.69	66.50	51.97	52.11	26.03	26.43	26.29
	ARC_challenge	43.66	36.04	26.51	25.99	20.16	20.79	21.70
Read.	OpenBookQA	63.15	45.34	30.22	28.75	0.01	0.05	0.01
	LAMBADA	80.66	69.47	62.28	62.59	38.22	39.03	40.80
	BoolQ	11.39	2.21	4.18	7.24	0.00	0.00	0.01
	SQuADv2_em	40.24	33.98	28.98	31.05	0.78	0.74	0.37
	SQuADv2_f1	40.73	33.93	29.13	30.00	22.93	23.80	23.53
Kn.	NaturalQuestions	7.83	2.98	5.33	5.73	0.00	0.00	0.02
	TriviaQA	44.29	15.28	13.71	17.25	0.00	0.00	0.01
Code	HumanEval	11.39	0.41	0.00	0.00	0.00	0.00	0.00
	MBPP	15.20	6.87	1.00	0.80	0.00	0.00	0.00
Math	GSM8K	9.00	0.10	0.00	0.00	0.00	0.00	0.00
Gen.	MMLU	45.04	36.15	28.95	29.04	24.06	23.70	23.45
	BBH	37.45	28.53	14.99	16.99	0.00	0.00	0.00
Avg. Performance Score(↓)		43.44	33.66	27.62	28.12	15.16	15.29	15.44
Average Recovery Ratio(↓)		84.46	65.44	53.69	54.66	29.48	29.72	30.01
Recovery Difficulty(↑)		1.96	5.48	8.95	9.25	10.87	10.93	10.81

Table 40: Evaluation Results of Mistral-7B under Different Closed-sourced Proportion

		0.25%	1%	0.5%	3%	7%	15%	30%	50%	100%
Rsn.	PIQA	77.79	74.36	52.16	53.34	52.07	52.19	50.04	50.60	49.35
	Hellaswag	71.31	65.50	26.50	26.16	25.92	25.91	25.87	25.61	25.39
	Winogrande	67.09	60.32	49.22	51.65	50.01	51.36	51.36	49.65	50.59
	ARC_easy	74.52	69.51	29.95	30.82	29.73	30.44	28.20	27.45	25.83
	ARC_challenge	42.32	38.40	20.76	20.71	21.10	20.25	22.61	22.47	22.35
Read.	OpenBookQA	42.13	34.60	25.13	25.33	26.47	26.07	25.20	25.87	25.00
	LAMBADA	55.99	44.36	0.73	1.66	0.96	0.31	0.03	0.02	0.01
	BoolQ	78.35	74.06	43.18	42.01	42.09	40.02	38.53	39.91	45.80
	SQuADv2_em	13.91	6.97	0.00	0.01	0.00	0.00	0.00	0.00	0.00
	SQuADv2_f1	41.13	33.88	1.60	0.93	1.27	0.71	0.99	0.86	0.66
KnL.	NaturalQuestions	8.46	5.82	0.03	0.00	0.02	0.03	0.00	0.00	0.02
	TriviaQA	34.04	17.03	0.01	0.01	0.02	0.01	0.00	0.00	0.01
Code	HumanEval	11.99	6.51	0.00	0.00	0.00	0.00	0.00	0.00	0.00
	MBPP	16.93	12.80	0.00	0.00	0.00	0.00	0.00	0.00	0.00
Math	GSM8K	6.32	0.45	0.00	0.00	0.00	0.00	0.00	0.00	0.00
Gen.	MMLU	44.17	37.98	23.98	24.34	25.10	23.91	23.68	24.12	23.26
	BBH	35.44	27.27	0.02	0.00	0.00	0.00	0.00	0.00	0.00
Avg. Performance Score(↓)		42.46	35.87	16.08	16.29	16.16	15.95	15.68	15.68	15.78
Average Recovery Ratio(↓)		70.08	59.20	26.53	26.89	26.67	26.33	25.87	25.88	26.05
Recovery Difficulty(↑)		2.22	5.48	10.92	11.29	11.35	11.19	11.17	11.20	11.20

Table 41: Evaluation Results of Mistral-7B under Different Closed-sourced Quantity

		20M	50M	100M	160M	200M	300M	600M
Rsn.	PIQA	77.79	73.74	51.36	52.86	53.34	50.98	51.62
	Hellaswag	71.31	65.51	26.49	27.98	26.16	26.27	26.04
	Winogrande	67.09	64.51	50.06	49.51	51.65	50.17	50.85
	ARC_easy	74.52	68.29	27.84	30.95	30.82	27.36	28.30
	ARC_challenge	42.32	37.97	20.85	21.67	20.71	21.28	20.17
Read.	OpenBookQA	42.13	37.27	25.60	25.87	25.33	26.60	27.00
	LAMBADA	55.99	47.63	1.16	4.74	1.66	0.43	0.53
	BoolQ	78.35	75.00	40.17	47.05	42.01	42.05	39.03
	SQuADv2_em	13.91	8.65	0.01	0.04	0.01	0.01	0.00
	SQuADv2_f1	41.13	35.50	1.01	0.49	0.93	0.28	0.39
KnL.	NaturalQuestions	8.46	7.82	0.02	0.05	0.00	0.01	0.02
	TriviaQA	34.04	22.89	0.02	0.19	0.01	0.01	0.01
Code	HumanEval	11.99	7.93	0.00	0.00	0.00	0.00	0.00
	MBPP	16.93	11.87	0.00	0.00	0.00	0.00	0.00
Math	GSM8K	6.32	2.48	0.00	0.00	0.00	0.00	0.00
Gen.	MMLU	44.17	41.28	24.22	24.44	24.34	23.78	23.33
	BBH	35.44	33.43	0.00	0.40	0.00	0.00	0.00
Avg. Performance Score(↓)		42.46	37.75	15.81	16.84	16.29	15.84	15.72
Average Recovery Ratio(↓)		70.08	62.31	26.10	27.79	26.89	26.14	25.95
Recovery Difficulty(↑)		2.22	3.44	11.14	10.85	11.10	11.23	11.22

Table 42: Evaluation Results of Phi-2 under Different Closed-sourced Proportion

		0.25%	0.5%	1%	3%	7%	15%	30%	50%	100%
Rsn.	PIQA	70.40	70.71	74.64	54.43	54.17	54.75	54.37	52.39	52.07
	Hellaswag	53.13	52.99	62.84	27.88	27.61	27.77	28.01	26.30	25.26
	Winogrande	66.17	66.43	69.93	51.49	51.56	51.46	51.44	49.12	48.91
	ARC_easy	64.62	65.33	72.55	33.39	34.57	32.00	32.18	29.97	27.03
	ARC_challenge	43.26	43.86	40.67	20.82	19.45	20.00	20.56	19.88	18.66
Read.	OpenBookQA	41.80	42.67	38.87	26.87	25.80	26.33	26.53	26.07	20.80
	LAMBADA	32.51	32.25	40.24	10.58	3.25	3.87	6.06	0.66	0.00
	BoolQ	65.77	65.27	76.84	48.13	47.29	45.62	46.15	40.50	39.60
	SQuADv2_em	0.36	9.09	3.31	0.02	0.02	0.01	0.01	0.00	0.56
	SQuADv2_fl	24.81	30.83	30.47	0.45	2.61	0.57	2.52	1.67	0.90
KnL.	NaturalQuestions	5.70	5.06	1.14	0.03	0.00	0.01	0.07	0.03	0.02
	TriviaQA	20.27	21.50	8.78	2.02	0.01	0.02	0.01	0.01	0.01
Code	HumanEval	22.16	26.83	17.68	0.00	0.00	0.00	0.00	0.00	0.00
	MBPP	25.07	26.40	9.73	0.00	0.00	0.00	0.00	0.00	0.00
Math	GSM8K	29.26	31.36	2.00	0.00	0.00	0.00	0.00	0.00	0.00
Gen.	MMLU	41.76	42.17	43.86	30.31	26.16	25.79	24.85	24.03	22.95
	BBH	18.98	21.55	9.59	3.06	0.01	0.79	0.24	0.00	0.00
Avg. Performance Score(↓)		36.83	38.49	35.48	18.20	17.21	17.00	17.24	15.92	15.10
Average Recovery Ratio(↓)		62.40	65.22	60.12	30.95	29.15	28.81	29.21	26.97	25.59
Recovery Difficulty(↑)		6.70	6.65	2.00	9.14	10.07	10.13	10.14	9.82	11.32

Table 43: Evaluation Results of Phi-2 under Different Closed-sourced Quantity

		20M	50M	100M	160M	200M	300M	600M
Rsn.	PIQA	73.70	70.00	53.90	54.17	53.01	54.75	54.28
	Hellaswag	59.75	55.64	28.26	27.61	26.90	27.77	28.61
	Winogrande	66.61	67.17	51.96	51.56	52.28	51.46	50.88
	ARC_easy	70.96	67.02	35.17	34.57	31.84	32.00	31.62
	ARC_challenge	48.30	42.52	21.84	19.45	20.39	20.00	20.56
Read.	OpenBookQA	45.33	41.27	26.13	25.80	25.60	26.33	26.53
	LAMBADA	35.64	25.34	1.93	3.25	2.17	3.87	5.78
	BoolQ	75.37	66.25	51.66	47.29	40.81	45.62	47.69
	SQuADv2_em	10.62	0.10	0.14	0.02	0.02	0.01	0.00
	SQuADv2_fl	38.28	22.83	1.33	2.61	1.36	0.57	1.13
KnL.	NaturalQuestions	5.44	4.51	0.06	0.00	0.02	0.01	0.05
	TriviaQA	12.34	12.77	0.05	0.01	0.01	0.02	0.01
Code	HumanEval	20.94	10.98	0.00	0.00	0.00	0.00	0.00
	MBPP	12.60	13.40	0.00	0.00	0.00	0.00	0.00
Math	GSM8K	7.52	7.78	0.00	0.00	0.00	0.00	0.00
Gen.	MMLU	43.07	39.45	26.26	26.16	25.85	25.79	25.38
	BBH	12.35	18.02	0.00	0.01	0.00	0.79	0.12
Avg. Performance Score(↓)		37.57	33.24	17.57	17.21	16.49	17.00	17.22
Average Recovery Ratio(↓)		63.67	56.32	29.77	29.15	27.93	28.81	29.17
Recovery Difficulty(↑)		2.07	7.96	9.25	9.96	10.08	10.13	10.22

Table 44: Evaluation Results of Phi-1.5 under Different Closed-sourced Proportion

		0.25%	0.5%	1%	3%	7%	15%	30%	50%	100%
Rsn.	PIQA	68.21	68.37	69.68	65.85	53.43	52.94	52.36	51.25	50.44
	Hellaswag	49.05	49.18	49.30	30.72	26.27	26.74	27.02	26.10	25.05
	Winogrande	63.83	64.91	61.20	58.04	51.09	51.38	50.25	50.22	49.12
	ARC_easy	62.94	62.89	62.25	35.15	30.81	29.27	29.64	27.99	27.50
	ARC_challenge	36.98	37.49	32.91	25.97	20.56	20.36	20.08	20.88	21.22
Read.	OpenBookQA	39.07	40.20	35.00	33.87	26.60	27.67	27.73	26.47	26.87
	LAMBADA	24.71	24.99	25.36	0.11	0.59	0.78	1.15	0.06	0.00
	BoolQ	59.43	59.35	63.49	41.01	46.98	51.59	46.46	44.02	46.28
	SQuADv2_em	15.65	16.00	3.13	0.50	0.00	0.01	0.03	0.00	0.00
	SQuADv2_fl	32.62	32.62	14.88	0.56	0.78	1.24	2.29	1.58	1.60
Knl.	NaturalQuestions	2.72	2.64	0.32	0.03	0.04	0.03	0.05	0.03	0.01
	TriviaQA	8.17	7.96	5.69	0.01	0.01	0.01	0.01	0.01	0.01
Code	HumanEval	14.43	13.41	2.03	0.00	0.00	0.00	0.00	0.00	0.00
	MBPP	17.20	18.67	6.47	0.00	0.00	0.00	0.00	0.00	0.00
Math	GSM8K	4.88	4.90	0.25	0.00	0.00	0.00	0.00	0.00	0.00
Gen.	MMLU	30.12	29.88	28.98	27.78	24.07	24.22	24.66	24.28	22.95
	BBH	4.34	3.19	0.98	0.50	0.00	0.00	0.00	0.00	0.00
Avg. Performance Score(↓)		31.43	31.57	27.17	19.41	16.54	16.84	16.57	16.05	15.94
Average Recovery Ratio(↓)		66.54	66.83	57.52	41.11	35.02	35.64	35.08	33.98	33.75
Recovery Difficulty(↑)		6.18	6.15	2.76	9.28	10.08	11.19	10.54	10.23	11.26

Table 45: Evaluation Results of Phi-1.5 under Different Closed-sourced Quantity

		20M	50M	100M	160M	200M	300M	600M
Rsn.	PIQA	69.80	65.85	53.43	52.52	52.94	53.06	53.81
	Hellaswag	49.51	25.72	30.27	26.31	26.74	27.05	26.51
	Winogrande	62.56	58.04	51.09	50.83	51.38	50.57	49.99
	ARC_easy	62.41	30.15	30.81	29.14	29.27	29.62	29.67
	ARC_challenge	32.51	25.97	20.56	19.97	20.36	20.48	20.79
Read.	OpenBookQA	35.53	33.87	26.60	26.93	27.67	28.20	26.87
	LAMBADA	28.14	0.11	0.59	0.45	0.78	1.30	0.61
	BoolQ	64.77	41.01	46.98	47.33	51.59	46.09	45.59
	SQuADv2_em	4.67	0.50	0.00	0.00	0.01	0.01	0.00
	SQuADv2_fl	22.47	0.56	0.78	1.02	1.24	2.31	2.01
Knl.	NaturalQuestions	1.64	0.03	0.04	0.05	0.03	0.06	0.03
	TriviaQA	5.93	0.01	0.01	0.01	0.01	0.02	0.01
Code	HumanEval	7.73	0.00	0.00	0.00	0.00	0.00	0.00
	MBPP	7.87	0.00	0.00	0.00	0.00	0.00	0.00
Math	GSM8K	0.28	0.00	0.00	0.00	0.00	0.00	0.00
Gen.	MMLU	31.11	27.78	24.07	23.41	24.22	24.54	24.68
	BBH	3.38	0.50	0.00	0.00	0.00	0.00	0.00
Avg. Performance Score(↓)		28.84	19.89	16.54	16.35	16.84	16.67	16.50
Average Recovery Ratio(↓)		61.06	41.11	35.02	34.61	35.64	35.28	34.94
Recovery Difficulty(↑)		2.81	9.28	10.26	11.65	11.19	10.87	10.49

Table 46: Evaluation Results of OPT-350M under Different Closed-sourced Layers. “*” indicates the fully closed-sourced model.

		Pretrain	0-2	3-5	6-8	9-11	12-14	15-17	18-20	21-23	24-26	27-29	30-32	33-35	*
Rsn.	PIQA	64.69	61.40	62.50	61.11	56.46	58.47	58.94	61.86	62.59	63.13	61.93	62.67	63.11	49.53
	Hellaswag	36.68	34.03	34.27	33.69	31.79	32.24	32.78	33.27	33.68	33.25	33.94	33.63	33.07	25.77
	Winogrande	52.09	51.62	52.96	51.57	50.83	52.83	51.06	51.52	51.85	52.06	52.04	51.99	50.94	49.85
	ARC_easy	44.02	40.46	40.66	40.07	35.41	37.50	37.81	39.91	40.70	41.12	41.19	40.84	39.92	26.53
	ARC_challenge	20.82	22.27	22.61	21.25	21.39	21.25	22.01	21.36	20.25	20.48	19.88	20.99	20.28	19.82
Read.	OpenBookQA	28.00	27.60	27.47	27.40	27.40	27.27	26.20	26.47	27.67	26.80	28.67	27.67	27.13	27.47
	LAMBADA	40.47	30.62	32.97	28.62	21.65	23.87	28.23	29.07	29.83	29.81	31.72	31.43	18.08	0.00
	BoolQ	57.74	50.87	48.51	50.58	51.60	52.83	53.42	54.37	53.30	51.42	59.79	53.14	60.42	37.83
	SQuADv2_em	11.34	6.87	7.88	4.74	4.19	0.27	0.87	2.22	3.79	3.05	4.11	4.69	2.35	0.00
	SQuADv2_f1	19.35	16.27	17.00	12.00	11.72	9.04	6.92	10.11	10.90	10.08	8.88	11.47	7.30	0.01
Knl.	NaturalQuestions	1.08	1.05	0.83	0.83	0.78	0.55	0.69	0.41	1.00	0.85	0.71	0.52	0.75	0.04
	TriviaQA	4.48	2.24	2.66	2.01	2.16	1.41	1.06	2.39	2.38	2.29	1.57	1.90	1.76	0.02
Code	HumanEval	0.00	0.00	0.00	0.00	0.00	0.00	0.00	0.00	0.00	0.00	0.00	0.00	0.00	0.00
	MBPP	0.00	0.00	0.00	0.00	0.00	0.00	0.00	0.00	0.00	0.00	0.00	0.00	0.00	0.00
Math	GSM8K	1.59	0.15	0.25	0.00	0.08	0.00	0.05	0.00	0.03	0.18	0.00	0.00	0.00	0.00
Gen.	MMLU	26.05	25.52	26.02	25.20	25.60	25.05	25.73	23.97	25.57	26.04	25.13	25.17	25.73	22.95
	BBH	16.97	6.87	12.58	5.51	5.11	2.55	5.98	2.74	11.15	13.98	14.25	13.02	12.57	0.00
Avg. Performance Score(↓)		25.02	22.23	22.89	21.44	20.36	20.30	20.69	21.16	22.04	22.03	22.58	22.30	21.38	15.28
Average Recovery Ratio(↓)		-	88.83	91.49	85.71	81.38	81.13	82.69	84.55	88.08	88.05	90.23	89.13	85.43	61.08
Recovery Difficulty(↑)		-	5.92	9.32	9.04	8.60	8.83	8.73	7.17	5.82	5.18	4.65	4.92	4.15	10.89