

Bukva: Russian Sign Language Alphabet

Karina Kvanchiani, Petr Surovtsev, Alexander Nagaev, Elizaveta Petrova, Alexander Kapitanov
SberDevices, Moscow, Russia

Abstract—This paper investigates the recognition of the Russian fingerspelling alphabet, also known as the Russian Sign Language (RSL) dactyl. Dactyl is a component of sign languages where distinct hand movements represent individual letters of a written language. This method is used to spell words without specific signs, such as proper nouns or technical terms. The alphabet learning simulator is an essential isolated dactyl recognition application. There is a notable issue of data shortage in isolated dactyl recognition: existing Russian dactyl datasets lack subject heterogeneity, contain insufficient samples, or cover only static signs. We provide Bukva, the first full-fledged open-source video dataset for RSL dactyl recognition. It contains 3,757 videos with more than 101 samples for each RSL alphabet sign, including dynamic ones. We utilized crowdsourcing platforms to increase the subject’s heterogeneity, resulting in the participation of 155 deaf and hard-of-hearing experts in the dataset creation. We use a TSM (Temporal Shift Module) block to handle static and dynamic signs effectively, achieving 83.6% top-1 accuracy with a real-time inference with CPU only. The dataset, demo code, and pre-trained models are publicly available¹.

I. INTRODUCTION

Approximately 466 million people worldwide have hearing loss, so sign language (SL) can be their primary communication mode. According to the statistical report for 2019, there are more than 150 thousand deaf sign language speakers in Russia². Such languages are unique in terms of rules and grammar in different countries. A fundamental component of sign language is the SL alphabet called dactyl. It visually represents the words of the spoken language letter by letter, a process known as fingerspelling or dactylology. Fingerspelling spells words without a distinct sign, such as proper names and specialized terms, e.g., technical and scientific words and names of people or animals. Also, any word can be fingerspelled letter by letter.

Fingerspelling recognition is an urgent task with vast potential for practical applications. Such a system can be implemented at train stations and airports to indicate toponyms and in hospitals when describing diagnoses and medications. Schools, universities, and other institutions also require a dactylology recognition system to simplify communication using special terms. Another helpful application case is the creation of an interactive SL trainer. The user is shown an example of performing a sign, after which the recognition system checks whether the user repeated it correctly. Since there is a lack of sign language teachers, such trainers could improve accessibility to learning Russian Sign Language (RSL). While fingerspelling applications involve continuous dactyl recognition, the SL trainer represents an isolated task

since using a fingerspelling model would be redundant. This paper focuses on recognizing isolated letters to build the dactyl recognition system for a sign language alphabet trainer. It can also serve as a baseline for continuous sign language recognition.

Some unique challenges are presented in the dactyl recognition task. It involves smaller, faster movements that are more difficult to recognize than regular sign language. Since dactyl movements are short and quick, motion blur can have a significant negative impact, requiring the network to be more robust to alterations in data quality. The presence of static and dynamic letters in numerous dactyl alphabets makes it impossible to create a dataset containing only images. Moreover, some dactyl letters in RSL can appear similarly, making recognition problematic. For instance, “Т” – “И” and “М” – “Т” have comparable configurations and are distinguished only by the spacing between fingers. Similarly, “е” differ from “е” solely in the hand movement.

Given the use cases discussed above, it is clear that the dactyl recognition system must be robust to variations in the background, lighting, and subjects. It must also operate in real-time and handle videos of varying quality and resolution. Striving for high quality is also crucial, as even a small error can have significant consequences. These requirements place certain constraints on the model: it must be efficient enough for real-time processing and of acceptable size to avoid overfitting caused by the relatively small number of classes in the dactyl alphabet. Furthermore, the task’s specifics restrict the training data: the dataset must be heterogeneous across subjects and scenes, balanced across classes, and contain sufficient samples. Existing Russian dactyl datasets are unsuitable because they need diverse subjects and scenes and sufficient samples. Besides, some cannot be used to build a full-fledged SL alphabet recognition system as they only cover static signs, omitting dynamic ones.

This work presents the first full-fledged video open-source dataset, Bukva, for classifying the RSL alphabet. Since RSL significantly differs from the Russian language, we regularly consult with RSL teachers and native speakers to create the data, considering the language’s rules and nuances. The resulting dataset contains 3,757 high-quality videos divided into 33 classes. The videos were captured using various devices and featured 155 RSL speakers as signers, showcasing diverse scenes and lighting conditions. We integrated the RSL exam into the data creation pipeline to limit video recording access to individuals without RSL knowledge. Besides, all videos were filtered and validated to ensure the quality of the data. Bukva also includes an extra “no sign” class to assist

¹<https://github.com/ai-forever/bukva>

²<https://vuginfo.ru/about/>

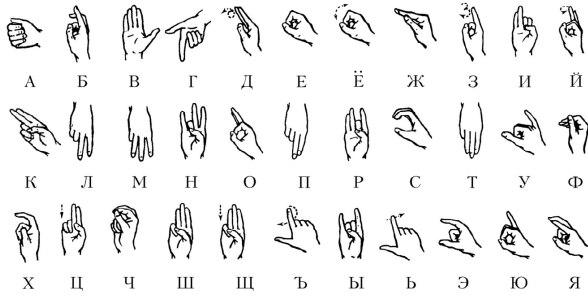


Fig. 1. Each of the RSL alphabet's 33 signs corresponds to a letter of the Russian language alphabet. Arrows indicate the direction of movement for 8 dynamic signs.

the model in determining the sign frames from the entire video.

In experiments, we employ the TSM block [15] to balance different frame variability according to the temporal component for static and dynamic signs. It enables the 2D convolutions to process video data without increasing the number of parameters. The experiments demonstrate that a model trained using the proposed dataset achieves high metrics, with a top-1 accuracy of 83.6% and real-time CPU performance. Furthermore, we also provide a demo application illustrating the operation of a simulator for teaching dactyl in Russian sign language. The Bukva dataset, demo code, and pre-trained models are publicly available.

II. RELATED WORK

This section overviews widespread sign language alphabet datasets. We prioritize isolated alphabetic RSL datasets, briefly covering fingerspelling and isolated datasets in other languages due to their irrelevance to our application. Since one of this paper's main parts is the data creation process, we also analyze existing methods for collecting and annotating dactyl data, regardless of language.

A. Russian Sign Language Alphabet Datasets

To our knowledge, only three datasets contain RSL alphabet isolated signs. Two are dedicated to dactyls, while one contains alphabet signs on par with other word signs. [17] proposed a dataset of the RSL alphabet divided into 26 static gestures, while samples for the remaining 7 dynamic RSL gestures were decided not to be collected³. This choice allowed the authors to create a dataset consisting of only images. 20 people in 20 different scenes recorded 520 samples subsequently cropped by authors. The experiments with this dataset were redundant since it is limited to static images and does not contain dynamic signs. The authors from [6] collected 14,978 samples, images for 25 static signs, and videos for 8 dynamic ones. 4 people participated in the recording in studio conditions. The comparison analysis with this dataset was impossible since it is private. [10] presented the dataset Slovo – the most significant open dataset of

³Based on expert consultation, 8 letters are dynamically displayed, but due to uncertainty in the RSL alphabet, the authors of [17] consider only 7 letters are shown with movement.

isolated RSL gestures. Among 20,000 videos, only 660 were provided for 33 dactyl signs, recorded by 30 people. The Slovo was collected on crowdsourcing platforms with significant heterogeneity in recording conditions.

Considered datasets are unsuitable for building a dactyl recognition system limited by conditions in Section I. Samples from [17] were collected only for static signs. Moreover, they are artificially deprived of context using cropping. Also, on par with data from [6], the images are homogeneous in subjects, negatively affecting model overfitting. The Slovo dataset's number of samples is insufficient to train a high-quality model. However, the Slovo is an appropriate basis for constructing a more powerful dataset.

B. Other Sign Language Alphabet Datasets

There are multiple dactyl datasets consisting only of static gestures. The American SL (ASL) dataset [9] includes 24,000 depth maps divided into solely 24 static signs, despite dynamic signs in ASL. Analogically, static signs entirely fill the Japanese SL dataset [8] and the Bengal alphabet dataset [18]. Dynamics signs represented by images characterize another dactyl datasets group. MU HandImages ASL [2], the Polish [24], and Kazakh [12] dactylic datasets consist of images for static and dynamic signs. The sign's final position explains dynamic ones. The most appropriate choice of modality for dactyl data is video. Such datasets as the RWTH-Gesture Database [4], the KArSL Arabic SL dataset [22], and the KSU-SSL dataset for the Saudi language [1] contain video samples for all signs. This subsection also considers fingerspelling datasets to show the difference between continuous and isolated dactyl tasks. The dataset from [13] consists of 3,684 sign sequences of 21,453 letters. The ChicagoFSWild dataset [21] and its extension [20] contain 62,536 gesture sequences and 302,806 letters.

C. Data Collection Pipeline

Considered datasets can be categorized based on (1) samples' recording method, (2) sign bucket choice, (3) expert choice, (4) additional modalities, and (5) annotation method.

a) *Recording method*: One commonly used method for gathering dactyl samples is through studio recording. The dataset from [2] was recorded in a studio with a green background and with specially designed moving light sources to create varied lighting effects. The authors of the papers [9], [13], [5] also selected a studio recording. Some papers utilized the attempts to diversify the data recorded in studios. So, the KSU-SSL videos [1] were recorded by simultaneously employing three cameras, while in [8], the recorders rotated and changed poses during the sign display. The background color was changed while recording the NSL23 dataset [23]. The combination of studio recording and internet downloads is also widespread in the sign video collection. The authors from [6] constructed a dataset of 1,566 samples from YouTube and 13,412 samples recorded in the studio. [21] proposed the dataset consists entirely of YouTube videos, while its extended version [20] was supplemented with videos recorded in the studio. The authors of several datasets received samples

TABLE I

THE MAIN PARAMETERS OF WIDESPREAD SL ALPHABETS IN DIFFERENT LANGUAGES. THE DATASETS ARE DIVIDED INTO TWO GROUPS, CONTAINING PREDOMINANTLY IMAGES OR VIDEOS. RELEVANT RUSSIAN SL DATASETS ARE HIGHLIGHTED IN BLUE.

Dataset	Letters	Samples	Signers	Resolution	Language
Images					
MU HandImages ASL, 2011	26	2,425	5	crop	American
ASL Fingerspelling, 2015	24	24,000	5	320 × 240	American
RSL dactyl, 2019	26	520	20	crop	Russian
BdSL alphabet, 2021	37	35,149	350	crop	Bangla
PSL Alphabet 100, 2021	36	3,707	–	crop	Polish
Kazakh Sign language, 2021	42	2,100	–	crop	Kazakh
Videos					
RWTH-Gesture Database, 2006	30	1,200	20	varying	German
WLASL, 2020	21	150	12	varying	American
KArSL, 2021	39	5850	3	512 × 424 / FullHD	Arabic
RSL alphabet (NSTU), 2021	33	14,978	4	varying	Russian
PSL Alphabet, 2023	36	43,200	16	signals	Polish
AzSL dactyl alphabet, 2023	32	13,440	221	varying	Azerbaijani
KSU-SSL, 2023	37	18,315	33	varying	Saudi
Slovo, 2023	33	660	30	HD / FullHD	Russian
NSL23, 2024	49	1,205	23	varying	Nepali
Bukva, 2024 (ours)	33	3,757	155	HD / FullHD	Russian

through crowdsourcing. Thus, in [17], part of the data was recorded by 15 people in real conditions and transferred to the authors online. Videos of dactyl signs for the Slovo dataset [10] were obtained from 30 people through a crowdsourcing platform. The authors validated the data for errors in showing signs due to the perception of crowdworkers as low-skilled.

b) Sign bucket choice: Depending on whether the selected signs were dynamic or not, the authors decided on the modality of the final dataset: (1) video for dynamic and images for static, (2) video for all gestures (if there are dynamic ones), (3) images for all gestures (if there are no dynamic ones). However, there are two exceptions: (1) the authors from [2] collected images for all dactyl signs of the ASL, including a number for dynamic ones; (2) the authors from [17], [9] collected samples only for static gestures, ignoring dynamic ones to simplify the data collection process.

c) Expert choice: Since recording sign videos requires specialized knowledge, selecting signers is integral to creating SL data. The authors of the papers [13], [23] involved native SL speakers and beginners just learning it. Videos from the KSU-SSL dataset [1] were obtained from individuals specially trained in sign language, followed by expert moderation. The Slovo dataset authors [10] restricted video recording task access to signers who had not passed the RSL exam. The exam was structured to only be passable by native speakers and students of the RSL.

d) Additional modalities: Numerous datasets [23], [17], [12], [8], [24], [18], [4], [10] represent images or videos showing hands performing a sign. However, some authors used specialized devices such as Microsoft Kinect V2 [22] and Creative Senz3D [9] to collect depth maps for each sign. Also, Microsoft Kinect V2 allowed the authors [22] to obtain human skeleton annotations. The authors from [8] made 3D sign models to receive 8,000 synthetic images of signs from different angles.

e) Annotation method: Considered datasets practically avoid additional annotation since samples contain a single sign. However, the Slovo [10] consists of extra videos that include normal human movement. Such “sign free” sequences can further assist the model in detecting signs in a sequence

of frames.

III. RSL ALPHABET

Sign language alphabets are primarily used to pronounce proper names, specialized terms, or neologisms because no sign is designed for them. Also, dactyls may represent certain prepositions, depending on the context. Alphabet signs are based on the manual component, i.e., sign execution and non-manual one – articulation of sounds. Most sign language alphabets, including Russian, are one-handed, i.e., all signs are performed with one signer’s dominant hand.

The RSL alphabet contains 33 dactyl signs for all letters in the Russian language. Russian dactyl is copying, i.e., multiple signs appear similar to the Russian alphabet’s corresponding letters. For example, in Figure 1 signs “л” and “м” appear indistinguishable from their written counterparts. Twenty-five letters are shown statically, while the other 8 – “д”, “ё”, “з”, “й”, “и”, “и”, “и”, “и”, “б”, “б” – dynamically. Note that several dynamic letters are configured the same as corresponding static ones with movement adjustment. So, the sign “ё” is formed from the static sign “е” and is distinguished by hand movement to the sides. Similarly, the sign “и” is shown by the downward hand movement of the sign “и”. The signs “б” and “б” start the same but “б” moves to the right, while “б” moves to the left.

IV. DATASET CREATION PIPELINE

Since the RSL alphabet contains dynamic gestures for 8 letters and static for others, we collect videos instead of images for all 33 letters to ensure clarity. We base the data creation pipeline on the one from [10]. The pipeline consists of 3 main stages: (1) video collection, (2) video filtration and validation, and (3) sign time interval annotation. [3] has a nearly similar data creation pipeline and has several necessary steps, which include data recording, quality control, dataset review, and qualitative feedback. We utilized ABC Elementary⁴ as a crowdsourcing platform through all stages. Note that we also employ another crowdsourcing platform,

⁴<https://elementary.activebc.ru>

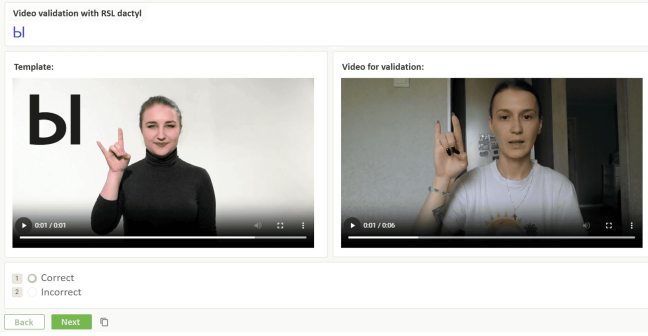


Fig. 2. Example of a web page with a video validation on the ABC Elementary crowdsourcing platform translated into English.

Yandex Toloka⁵, through the first stage to diversify the group of signers and such context characteristics as background and lighting.

A. Exam

Since Russian sign language knowledge is infrequent, we conducted the qualifying stage to select crowdworkers to show RSL dactyl signs. We asked workers to watch 20 videos from the SpreadTheSign website⁶ demonstrating RSL signs and choose the appropriate translations to spoken Russian language (see Figure 3). The exam time was limited to 10 minutes to avoid fake results from irresponsible people.

Since each stage requires specific RSL alphabet knowledge, the crowdworkers are required to pass a mandatory exam aimed at identifying natives and language learners. Figure 6 shows the dataset creation process. Hourly wages for assignments were comparable to or slightly higher than the national minimum wage in Russian Federation regions. The passed exam was an identifier for workers' access to video collection and validation stages. Crowdworkers who answered 80% of exam tasks correctly (at least 16 correct answers) were allowed to validate collected videos (see Figure 2).

Some participants were involved in crowdsourcing platforms from the "All-Russian Society of the Deaf" (VOG), while others were already crowdworkers. The data collection process included a survey on participants' level of deafness and reasons for knowing RSL. The results showed that about 60% are deaf, 30% are hard of hearing, and 10% are professional translators. It was discovered that approximately 20% of the participants are sign language learners, while the rest are fluent.

B. Video Collection

Crowdworkers were asked to show the specified in the task RSL dactyl sign and record the video through the crowdsourcing platform or load the video from the device's memory. A sign template from the YouTube channel⁷ was provided for each letter of the RSL alphabet to simplify the process of recording the signs (see Figure 4). We attached

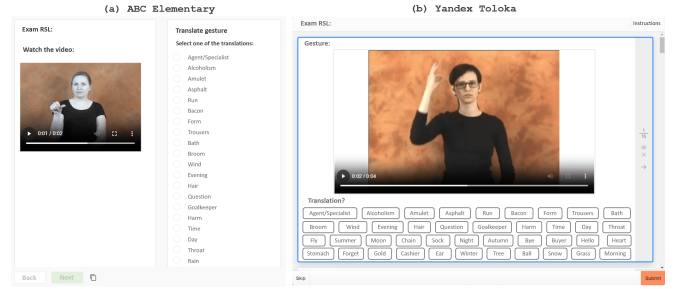


Fig. 3. Example of a web page with an exam on crowdsourcing platforms translated into English.

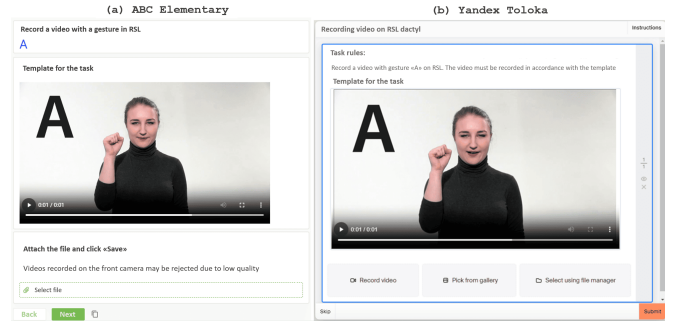


Fig. 4. Example of a web page for recording videos on crowdsourcing platforms translated into English.

instructions to this stage to outline the requirements: (1) only one clothed person is allowed in the frame, (2) the video should be of high quality and remain unshaken throughout, (3) editing or processing the video is prohibited, and (4) a hand performing a sign should be completely visible in the frame. We defined high-quality videos as those with a minimum frame rate of 15 frames per second (FPS), a minimum duration of 30 frames, and a resolution of at least 720 pixels on the smaller side. We have received approximately 8,400 videos at this stage, which will undergo further filtering and validation.

Compensation. We paid \$0.5 for each rule-abiding video, valuing the crowdworker's hour at \$8-10. It is important to note that the average price for common crowdworker tasks is 5 times less. Furthermore, professional sign language translators can earn up to \$10 per hour in this region.

C. Video Filtration and Validation

a) Filtration: We left only videos with a frame's short edge of at least 720 pixels to subsequently receive the HD dataset. Also, we filtered out videos shorter than 30 frames and excluded those less than 15 frames per second (FPS). Further, videos were led to 30 fps to bind subsequent time interval annotations. Since crowdsourcing platforms' usage is fraught with unscrupulous workers, the filtration stage was expanded with the deduplication process. To improve the final dataset's quality, we automatically excluded 286 (3.4%) low-quality videos. We also identified and rejected 439 (5.2%) duplicate videos during the deduplication process.

b) Validation: The validation stage was added to the creation pipeline to check signs showing for correctness. This

⁵<https://platform.toloka.ai/>

⁶<https://www.spreadthesign.com>

⁷<https://www.youtube.com/watch?v=jtbwEals0CE>

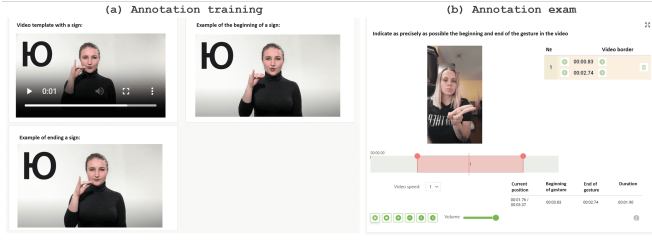


Fig. 5. Example of a web page with a video annotation on the ABC crowdsourcing platform translated into English.

stage can be considered an extra attempt to avoid wrong sign execution on par with the RSL alphabet exam. The workers were asked to compare the verifiable video with the sign template from the collection stage. Also, validators should check videos for the presence of hands entirely in the frame when a sign is showing, the absence of other people, traces of processing, and watermarks. Note that including other individuals in the dataset is not feasible due to challenges in obtaining their consent. About 6,000 (71.4%) samples were approved after this stage.

To increase confidence in the decision, at least three different workers validate each video. In case of disagreement, another crowdworker is required to validate the video, allowing for a maximum of 5 reviewers. We accept samples with at least 70% positive votes. Note that validators are permitted to check only other people’s videos.

D. Time Interval Annotation

The process of sign recording frequently includes three parts: (1) the signer is preparing to perform the sign, (2) the signer shows the sign, and (3) the signer has already performed the sign (see Figure 6). Since only the second part is informative for the SLR model, the annotation stage was applied to separate the sign frames from the others. We asked the crowdworkers to indicate the time interval on the video with a sign by the sign’s start and end marks (see Figure 5). Each video was annotated by three different workers with subsequent interval aggregation. We utilized the aggregation pipeline from [10] without modifications. Furthermore, videos were trimmed along the received marks.

E. Combination and Extra Filtration

We combined collected samples with 660 dactyl videos from the Slovo dataset to diversify classes on signers. The merged version was cleared of duplicates within a class. We left unique signers per class, receiving at least 101 samples in each.

Although validators checked videos for complete hand presence in the frame, some videos with the hand out of the frame leaked to the annotation stage. We added extra filtration to exclude such samples from the dataset completely. With a hand detector, we receive the bounding box annotations for hands in each video frame. Note that only the sign part⁸ of the video is considered. We agreed that the hand is located

⁸Those, where the person shows the sign. At number 2 in Section IV-D

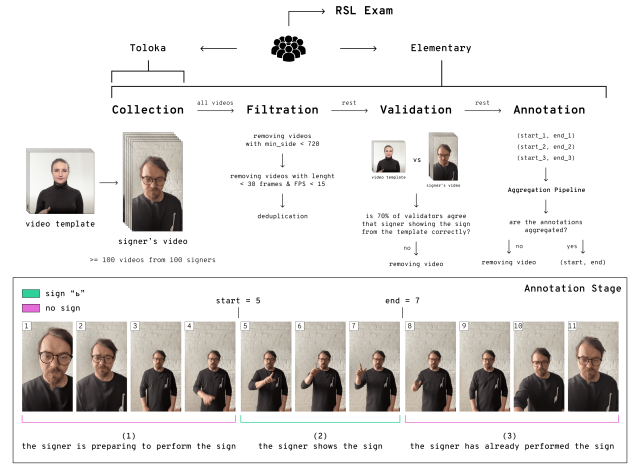


Fig. 6. All crowdworkers are required to pass an exam before getting access to all crowd stages. During data collection, signers recorded the sign from the video template with further filtration to remove low-quality videos and duplicates. Only the filtration stage rest videos were verified by at least three crowdworkers to ensure their correctness compared to the template. The annotation stage was also applied only for the previous stage rest samples. Three annotators are asked to mark the video’s sign start and end marks. Received marks are aggregated by the algorithm proposed in [10].

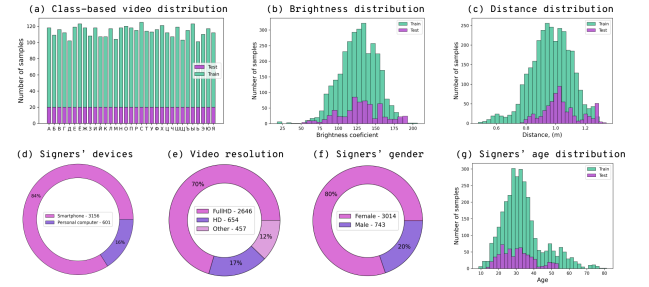


Fig. 7. Video resolution, brightness, signers, classes, and splitting analysis. a) class-based video distribution: number of videos for each RSL alphabet letter in the train and test sets; b) brightness distribution: the central image of each video sign part is extracted, converted to grayscale, and then the average pixel brightness is calculated; c) distance distribution: the distance is approximately estimated in meters by computed the length between the signers’ left and right shoulders using MediaPipe [27]; d) signers’ devices; e) video resolution; f) signers’ gender; g) signers’ age distribution: the age is determined by the MiVOLO model [14].

out of the frame if there are 5 consecutive frames where more than half of the bounding box is outside the frame. The trained on the HaGRID [11] dataset YOLOv7 [26] was utilized as a hand detector.

V. DATASET CHARACTERISTICS

a) *Dataset Versions*: We build two versions of the Bukva: an untrimmed version and a trimmed version with an extra 34th class “no sign” with 23 GB and 3.2 GB sizes, respectively. 105 additional samples were randomly obtained by annotations from Section IV-D to expand the second set. There is a further description of the initial untrimmed version for clarity. Table II shows detailed statistics for each class label.

b) *Dataset Content*: The Bukva dataset is a collection of 3,757 videos representing the RSL alphabet. It is divided

TABLE II
DATASET STATISTICS. “SIGN LENGTH” IN FRAMES, “BRIGHTNESS” IN GRAYSCALE LEVELS, “GENDER”, “DEVICES” BY RECORDS, “AGE” OF CROWDWORKERS AND “TOTAL” NUMBER OF VIDEOS.

Letters	Sign length			Brightness			Gender		Devices		Age			Total
	Min	Max	Median	Min	Max	Median	Male	Female	Smartphone	PC	Min	Max	Median	
A	23	94	45.0	59	185	131	25	92	101	17	11.1	71.3	30.7	118
Б	21	112	50.0	62	191	132	15	92	94	15	13.5	76.6	31.7	109
B	22	105	44.0	57	192	129	20	95	95	21	10.4	71.7	32.4	116
Г	25	100	43.0	69	190	125	19	92	94	18	12.7	63.9	31.4	112
Д	32	105	50.0	65	190	130	18	82	84	18	11.4	66.1	31.1	102
E	22	101	47.0	66	186	129	21	97	99	20	10.8	74.4	31.8	119
Ё	27	132	54.0	78	184	127	26	96	104	19	10.9	73.6	31.1	123
Ж	22	125	48.5	31	206	123	27	89	99	19	12.0	77.6	29.6	118
З	28	92	51.0	67	191	127	23	83	92	16	11.8	75.3	31.9	108
И	21	138	46.0	67	191	129	18	99	101	17	9.4	74.3	31.4	118
Й	25	111	48.0	65	194	129	22	84	89	18	8.7	75.0	31.7	107
K	17	121	43.0	19	193	130	19	87	93	14	11.1	73.4	31.1	107
Л	22	123	45.0	66	191	125	24	92	97	20	13.8	72.7	31.8	117
M	24	140	46.5	63	177	125	20	83	89	15	10.0	72.1	31.1	104
H	28	124	47.0	54	189	128	22	96	99	19	14.2	65.5	31.5	118
O	26	100	44.5	60	191	128	21	99	100	20	16.4	75.9	31.1	120
П	22	124	47.0	58	190	126	21	96	95	23	10.8	71.9	33.0	118
P	23	90	50.0	60	191	128	21	93	98	17	11.7	74.2	30.6	115
C	27	102	44.0	18	189	125	26	98	102	23	12.8	75.2	31.7	125
T	24	104	46.0	58	183	126	21	92	94	20	13.4	75.3	31.5	114
У	24	182	45.0	31	193	129	20	92	98	15	10.1	62.5	30.4	113
Ф	24	133	48.0	59	185	126	21	93	95	21	12.2	76.4	31.1	116
X	24	116	45.0	67	186	130	24	96	100	21	11.9	72.7	30.9	121
Ц	24	85	47.0	51	200	128	24	86	93	19	12.5	74.6	31.8	112
Ч	27	104	50.0	61	193	127	19	87	87	20	11.1	74.8	30.6	107
Ш	28	132	49.0	18	194	129	22	95	100	19	12.2	73.3	30.5	119
Щ	21	93	46.0	24	188	127	21	82	87	16	14.6	72.4	30.1	103
Ъ	26	124	48.0	55	191	128	25	89	97	18	13.9	81.2	32.2	115
Ы	23	174	43.0	73	185	127	23	99	105	18	11.7	72.9	31.9	123
Ь	24	124	44.0	21	187	131	17	82	90	11	12.3	64.0	31.7	101
Э	22	156	47.0	22	191	129	23	86	92	18	9.8	73.6	30.9	110
Ю	19	129	50.0	62	192	126	22	94	99	18	11.8	74.2	31.1	117
Я	25	139	47.5	73	191	128	23	88	94	18	11.3	72.3	31.5	112

into 33 signs, each corresponding to a letter of the Russian alphabet. On average, 113 videos per class with an average length of 49 frames were recorded by 155 signers with RSL knowledge. Some participants communicate with sign language daily due to hearing limitations, while others are RSL learners or teachers. The dataset presents videos showing signers aged from 9 to 81. The information about including videos with children in the dataset can be found in Section VII. Most of the videos (80%) were recorded by women, presumably because most RSL teachers and translators are women. The dataset was primarily gathered indoors and included various scenes and lighting conditions. Figure 7 shows the distance to the camera and the video’s brightness distributions.

c) Dataset Size and Quality: About 70% of the Bukva videos are in FullHD format. Signers recorded the videos using personal devices such as smartphones and laptops (see Figure 7). Since different devices record videos with varying FPS, we standardized all videos to a consistent FPS. 81% of the videos are in portrait orientation, 16% are in landscape orientation, and 3% are in square format. The total duration of the dataset is approximately 4 hours.

d) Dataset Splitting: The Bukva was divided into train and test sets, comprising 3,097 (82%) and 660 (18%) videos, respectively. We intentionally designed the sets to ensure no overlap between the signer groups. Twenty signers who recorded videos for all 33 signs were selected to construct the test set. The train part contains 81 to 105 videos for each sign.

VI. EXPERIMENTS

Since we are dealing with static and dynamic signs recorded as videos, it is necessary to find a solution to balance image and video classification. Model capacity for image classification is insufficient to cope with dynamics, while 3D architectures are redundant for statics. The TSM block [15] effectively handles this task by modifying the 2D convolutions operation without changing the model architecture and increasing the parameters. Such features enable us to use a pre-trained model with weights from widespread image classification models for the dactyl recognition task. We apply the TSM block to train three architectures: (1) the lightest and fastest MobileNetV2 [19], (2) MobileOne [25] from S0 to S2 for a balance between speed and number of parameters, and (3) two ResNet versions [7] with 18 and 50 blocks as the most widespread image encoders.

A. Experiments Setup

An essential aspect of training video encoders is a specific strategy for selecting frames from videos. We sample 8 frames uniformly with an individual step calculated by the formula $step = \text{round}(\frac{V_{len}}{N})$, where V_{len} is the video length, N the frame number for sampling, the result is rounded down. This strategy allows us to effectively train models with weak receptive fields since each sampled frame contains a certain proportion of dynamic signs.

We utilize a unified setup for all architectures to facilitate transparent comparisons. An SGD optimizer with an initial learning rate of 0.02, momentum of 0.9, and weight decay of 0.00002 is fixed in the setup. The learning rate is modified by a LinearLR scheduler up to the 20th epoch and then

by CosineAnnealingLR [16] until the end of training. The models are trained on two TESLA V100 with 32GB RAM, using a batch size 16 for each card. It is sufficient for all models to converge in 80 epochs.

B. Dataset Capacity Ablation

Reducing the training set size from 3,182 to 2,000 samples undeniably resulted in an apparent decline in top-1 accuracy, from 0.8368 to 0.7956. A further reduction to 1,000 samples resulted in a significant drop to 0.5676. The number of signers was kept consistent across all three experiments. Similarly, reducing the number of unique signers from 70 to 50 with consistent 1,500 samples decreases the top-1 accuracy from 0.7588 to 0.7415. These results prove an unquestionable decline in top-1 when either the number of samples per class or the diversity of users is reduced. Also, this emphasizes the significance of having a balanced dataset to guarantee strong model performance.

C. Data Preprocessing

The experiments are based on the trimmed Bukva version with an extra “no sign” class, allowing the model to learn to separate signs from other hand movements. Eighty-five samples expand the training set for an additional class, while the test set is expanded by 20, resulting in 3,182 and 680 videos, respectively.

Training Set. The vertical and horizontal videos are required to be squared for model input. Primarily, the source video frames are resized to the smaller side of 300 to preserve the aspect ratio. Further, we randomly employ either multi-scale cropping or padding instead of straightforward square resizing to prevent unrealistic spatial stretching of the video. Since dactyl is invariant to the hand side, we reflected the frames vertically by flip augmentation with a probability of 0.5. Multi-scale cropping diversifies the training set regarding hand size and position in the frame, while the flip balances videos on hand orientation. **Test Set.** Each frame is resized to 224 on the smaller side and padded with 114 to square. We processed the test set without cropping to maintain the dataset’s original distribution.

D. Results

Table III presents the results of evaluation models using the top-1 accuracy metric. We also provide information about the model sizes, the number of parameters, and the inference time to distinguish the optimal trade-off between quality, model size, and prediction speed. Note that the limited amount of test data results in high error costs. Since ResNet architecture is high-capacity, the small amount of training data and 78% static signs in the RSL alphabet contributed to model overfitting. Meanwhile, MobileNet performs better due to its relatively compact size. There are multiple false positives in the predictions for similar static signs (see Figure 8). For example, the letters “н” and “п” appear almost identically (see Figure 1), so the model is frequently mistaken while predicting each of them.

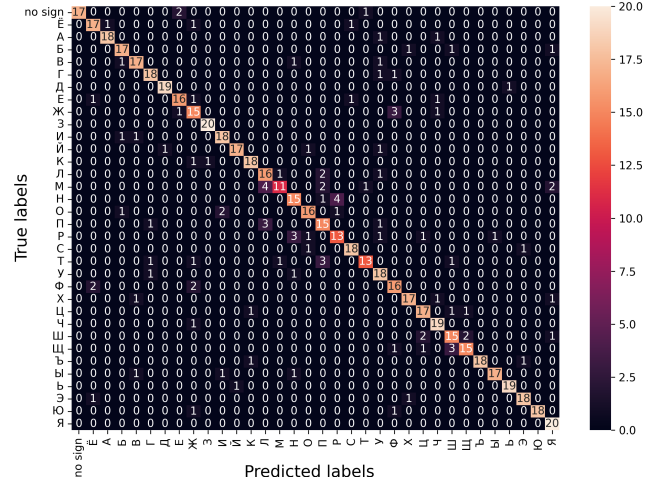


Fig. 8. The confusion matrix for test samples using the MobileNetV2 model. Off-diagonal cells indicate misclassifications. The model confuses the classes “M” and “П”, as their signs are nearly identical.



Fig. 9. Russian sign language demo stand for education

E. Application

Figure Figure 9 shows the demo stand that provides real-time sign language recognition to learn RSL. The user can select any gesture from the dataset and learn it offline after watching the corresponding video template.

VII. ETHICAL CONSIDERATIONS

All crowdworkers recording the dataset signed informed consent for data processing and publication. We also ensured that the part of the Slovo dataset [10] included in Bukva adheres to the described ethical requirements. We do not restrict videos with signers under 18 since parental permission was obtained during the registration, which complies with the Civil Code of the Russian Federation⁹. To preserve contributors’ privacy, we employ anonymized user hash IDs in the dataset annotations. We provide the dataset for research purposes only. However, we recognize that it could be misused

⁹<https://ihl-databases.icrc.org/en/national-practice/federal-law-no-152-fz-personal-data-2006>

TABLE III

THE MODELS' TRAINING RESULTS ON THE BUKVA. WE EVALUATE MODELS WITH TOP-1 ACCURACY AS THE STANDARD METRIC IN THE ACTION RECOGNITION TASK. ALL MODELS ARE TESTED ON A MACBOOK M1 PRO USING A SINGLE CORE. WE MEASURED THE MODEL'S INFERENCE 100 TIMES WITH FURTHER AVERAGING.

Model	Model Size (MB)	Parameters (M)	Inference Time (ms)	top-1 acc.
ResNet-18	44.8	11.2	191	72.7
ResNet-50	94.6	23.6	333	79.2
MobileNetV2	10.3	2.3	145	83.6
MobileOne S0	4.4	1.1	94	71.3
MobileOne S1	14.1	3.5	165	75.7
MobileOne S2	23.4	5.8	232	77.2

for malicious purposes, such as identifying individuals or enabling large-scale surveillance.

VIII. POSITIONAL STATEMENT

Through the research, we involved the All-Russian Community of Deaf experts and professional sign language interpreters. The expertise of the "All-Russian Society of the Deaf" (VOG) was utilized at every stage of the Bukva dataset creation. We also engaged deaf consultants in the development of training strategies to apply considerations to specific solutions. Additionally, some of our researchers completed formal courses on RSL to enhance their knowledge in this domain.

IX. LIMITATIONS

Although the Bukva contains enough samples for training lightweight MobileNet, more is required to train ResNet architecture without overfitting. Also, the presence of static signs in the majority may cause such degradation of ResNet's metrics. However, since dactyl recognition applications require only real-time inference, the described problem is irrelevant. Another limitation of the proposed dataset is that it is impossible to fully solve the fingerspelling problem due to the rapid display of signs from various angles without transitions between them. Models can produce inaccurate results when multiple people appear in the same frame, as Bukva's videos contain only one person. Since only Russians utilize Russian sign language, the dataset is not required to be diverse by race. Besides, only Caucasians know RSL as natives, which causes the dataset to be heterogeneous.

X. CONCLUSION

Sign language recognition is frequently accompanied by a lack of data. This problem is specific to the SLR subdomain – SL alphabet recognition. An overview of open RSL alphabet datasets shows they are inappropriate for building a full-fledged recognition system. We introduce a novel and significant dataset for isolated Russian alphabet recognition to fill the data gap. It covers numerous shortcomings of existing datasets, such as diversity across subjects, the existence of static and dynamic signs, and the amount of data itself. We meticulously approached data collection, introducing an RSL knowledge exam and carefully filtering out and validating each video. Since there is the SL alphabet peculiarity, such as the presence of static and dynamic signs, we balanced the recognition quality and speed by incorporating the TSM

block into various architectures. The Bukva dataset, pre-trained models, and the demo are publicly available in the open-source repository. Our following work consists of two directions: (1) collect a continuous dactyl dataset to expand the capabilities of an SL dactyl recognition system, and (2) build a baseline for the fingerspelling recognition utilizing the isolated alphabet recognition dataset Bukva. We plan to add the Bukva dataset to the fingerspelling task in future work.

REFERENCES

- [1] M. Alsulaiman, M. Faisal, M. Mekhtiche, M. Bencherif, T. Alrayes, G. Muhammad, H. Mathkour, W. Abdul, Y. Alohal, M. Alqahtani, H. Al-Habib, H. Alhalafi, M. Algabri, M. Al-hammadi, H. Altaheri, and T. Alfakih. Facilitating the communication with deaf people: Building a largest saudi sign language dataset. *Journal of King Saud University - Computer and Information Sciences*, 35(8):101642, 2023.
- [2] A. L. C. Barczak, N. H. Reyes, M. E. Abastillas, A. Piccio, and T. Susnjak. A new 2d static hand gesture colour image dataset for asl gestures. 2011.
- [3] D. Bragg, A. Glasser, F. Minakov, N. Caselli, and W. Thies. Exploring collection of sign language videos through crowdsourcing. *Proceedings of the ACM on Human-Computer Interaction*, 6(CSCW2):1–24, 2022.
- [4] P. Dreuw, T. Deselaers, D. Keysers, and H. Ney. Modeling image variability in appearance-based gesture recognition. In *ECCV Workshop on Statistical Methods in Multi-Image and Video Processing*, pages 7–18, 2006.
- [5] P. Dreuw, T. Deselaers, D. Keysers, and H. Ney. Modeling image variability in appearance-based gesture recognition. In *ECCV Workshop on Statistical Methods in Multi-Image and Video Processing*, pages 7–18, 2006.
- [6] M. Grif and Y. Kondratenko. Development of a software module for recognizing the fingerspelling of the russian sign language based on lstm. *Journal of Physics: Conference Series*, (1), Oct. 2021.
- [7] K. He, X. Zhang, S. Ren, and J. Sun. Deep residual learning for image recognition, 2015.
- [8] H. Hosoe, S. Sako, and B. Kwolek. Recognition of jsl finger spelling using convolutional neural networks. In *2017 Fifteenth IAPR International Conference on Machine Vision Applications (MVA)*, pages 85–88, 2017.
- [9] B. Kang, S. Tripathi, and T. Q. Nguyen. Real-time sign language fingerspelling recognition using convolutional neural networks from depth map. *2015 3rd IAPR Asian Conference on Pattern Recognition (ACPR)*, pages 136–140, 2015.
- [10] A. Kapitanov, K. Karina, A. Nagaev, and P. Elizaveta. Slovo: Russian sign language dataset. In *Computer Vision Systems: 14th International Conference, ICVS 2023, Vienna, Austria, September 27–29, 2023, Proceedings*, page 63–73, 2023.
- [11] A. Kapitanov, K. Kvanchiani, A. Nagaev, R. Kraynov, and A. Makhliarchuk. Hagrid – hand gesture recognition image dataset. In *Proceedings of the IEEE/CVF Winter Conference on Applications of Computer Vision (WACV)*, pages 4572–4581, January 2024.
- [12] C. Kenshimov, S. Mukhanov, T. Merembayev, and D. Yedilkhan. A comparison of convolutional neural networks for kazakh sign language recognition. *Eastern-European Journal of Enterprise Technologies*, pages 44–54, 10 2021.

- [13] T. Kim, J. Keane, W. Wang, H. Tang, J. Riggle, G. Shakhnarovich, D. Brentari, and K. Livescu. Lexicon-free fingerspelling recognition from video: Data, models, and signer adaptation. *Comput. Speech Lang.*, 46:209–232, 2016.
- [14] M. Kuprashevich and I. Tolstykh. Mivolo: Multi-input transformer for age and gender estimation, 07 2023.
- [15] J. Lin, C. Gan, and S. Han. Tsm: Temporal shift module for efficient video understanding, 2019.
- [16] I. Loshchilov and F. Hutter. Sgdr: Stochastic gradient descent with warm restarts, 2017.
- [17] I. Makarov, N. Veldyaykin, M. Chertkov, and A. Pokoev. Russian sign language dactyl recognition. In *2019 42nd International Conference on Telecommunications and Signal Processing (TSP)*, pages 726–729, 2019.
- [18] K. K. Podder, M. Chowdhury, Z. Mahbub, and M. Kadir. Bangla sign language alphabet recognition using transfer learning based convolutional neural network. *The Bangladesh journal of scientific research*, 31-33:20–26, 2020.
- [19] M. Sandler, A. Howard, M. Zhu, A. Zhmoginov, and L.-C. Chen. Mobilenetv2: Inverted residuals and linear bottlenecks, 2019.
- [20] B. Shi, A. M. D. Rio, J. Keane, D. Brentari, G. Shakhnarovich, and K. Livescu. Fingerspelling recognition in the wild with iterative visual attention. *2019 IEEE/CVF International Conference on Computer Vision (ICCV)*, pages 5399–5408, 2019.
- [21] B. Shi, A. M. D. Rio, J. Keane, J. Michaux, D. Brentari, G. Shakhnarovich, and K. Livescu. American sign language fingerspelling recognition in the wild. *2018 IEEE Spoken Language Technology Workshop (SLT)*, pages 145–152, 2018.
- [22] A. A. I. Sidig, H. Luqman, S. Mahmoud, and M. Mohandes. Karsl: Arabic sign language database. 2021.
- [23] J. Sunuwar, S. Borah, and A. Kharga. Nsl23 dataset for alphabets of nepali sign language, 2023.
- [24] E. Szyszka. Polish Sign Language Alphabet 100, 2021.
- [25] P. K. A. Vasu, J. Gabriel, J. Zhu, O. Tuzel, and A. Ranjan. Mobileone: An improved one millisecond mobile backbone, 2023.
- [26] C.-Y. Wang, A. Bochkovskiy, and H.-Y. M. Liao. Yolov7: Trainable bag-of-freebies sets new state-of-the-art for real-time object detectors. In *2023 IEEE/CVF Conference on Computer Vision and Pattern Recognition (CVPR)*, 2023.
- [27] F. Zhang, V. Bazarevsky, A. Vakunov, A. Tkachenka, G. Sung, C.-L. Chang, and M. Grundmann. Mediapipe hands: On-device real-time hand tracking. *ArXiv*, abs/2006.10214, 2020.