

The Bouc-Wen Model for Binary Direct Collinear Collisions of Convex Viscoplastic Bodies

Mihails Milehins¹

Department of Mechanical Engineering,
Auburn University,
Auburn, AL 36849,
email: mzm0390@auburn.edu

Dan B. Marghitu

Department of Mechanical Engineering,
Auburn University,
Auburn, AL 36849,
email: marghdb@auburn.edu

We study mathematical models of binary direct collinear collisions of convex viscoplastic bodies based on two incremental collision laws that employ the Bouc-Wen differential model of hysteresis to represent the elastoplastic behavior of the materials of the colliding bodies. These collision laws are the Bouc-Wen-Simon-Hunt-Crossley collision law (BWSHCCL) and the Bouc-Wen-Maxwell collision law (BWMCL). The BWSHCCL comprises of the Bouc-Wen model amended with a nonlinear Hertzian elastic spring element and connected in parallel to a nonlinear displacement-dependent and velocity-dependent energy dissipation element. The BWMCL comprises of the Bouc-Wen model amended with a nonlinear Hertzian elastic spring element and connected in series to a linear velocity-dependent energy dissipation element. The mathematical models of the collision process are presented in the form of finite-dimensional initial value problems. We show that the models possess favorable analytical properties (e.g., global existence, uniqueness, and boundedness of the solutions) under suitable restrictions on the values of their parameters. Furthermore, we show that excellent agreement can be achieved between experimental data and numerical approximations of the behavior of the mathematical models across a wide range of initial relative velocities of the colliding bodies while using parameterizations of the models that are independent of the initial relative velocity.

Keywords: Impact and Contact Modeling, Multibody System Dynamics, Nonlinear Dynamical Systems

1 Introduction

The majority of approaches for modeling of systems of rigid bodies with contacts can be classified as nonsmooth dynamics formulations or penalty-based formulations (e.g., see [1, 2]). In nonsmooth dynamics formulations, a system of rigid bodies is modeled either as a complementarity problem, a differential variational inequality or a hybrid system in a manner such that interpenetration of bodies in contact is prevented (e.g., see [3–8]). In penalty-based formulations, the surfaces of the bodies are modeled using virtual viscoelastic, or viscoplastic elements (e.g., see [9–11]). Under most circumstances, the nonsmooth dynamics formulations require an algebraic constitutive law to achieve closure (e.g., see [4, 5, 12–14]), whereas the penalty-based formulations require a dynamic model that can describe the evolution of the contact force (e.g., see [2, 15]). Such constitutive laws and contact force models shall be collectively referred to as collision laws (e.g., see [16, 17] and [MacSithigh (1995), as cited in 16]). The algebraic constitutive laws shall be referred to as algebraic collision laws, and the dynamic models that describe the evolution of the contact force shall be referred to as incremental collision laws.

The collision laws that are studied in this article are incremental collision laws for impacts that are direct and collinear (e.g., see [13, 18]). Such incremental collision laws can be classified based on the assumptions about the materials of the colliding bodies: elastic, plastic, viscoelastic, or viscoplastic (e.g., see [13, 19]).² A further classification, partially consistent with the rheological classification of materials (e.g., see [13, 19, 20]), shall be applied to some of the common viscoelastic and viscoplastic incremental collision laws. A viscoelastic or a viscoplastic incremental collision law shall be referred to as a Kelvin-Voigt-type collision law if the model of the material of the contact interface consists of a viscous

(rate-dependent) energy dissipation element that is connected in parallel with an elastic spring element or a rate-independent hysteresis element [13, 21–24]. A viscoelastic or a viscoplastic incremental collision law shall be referred to as a Maxwell-type collision law if the model of the material of the contact interface consists of a viscous energy dissipation element that is connected in series with an elastic spring element or a rate-independent hysteresis element [13, 24, 25]. Other configurations of rheological elements are possible (e.g., see [19, 20, 24]), but shall remain unclassified in the context of this article. The reviews in [2, 7, 15, 18, 26–40] provide descriptions of many important incremental collision laws that have been proposed in the literature in the past. The remainder of this section also contains a brief and incomplete overview of previously proposed incremental collision laws and mathematical models of the behavior of the materials that can serve as a foundation for the development of incremental collision laws.

The simplest incremental collision law for elastic bodies is based on the assumption that the evolution of the contact force is governed by Hooke’s Law: $F = k\delta$ [41]. Here, $k \in \mathbb{R}_{>0}$ denotes the effective stiffness of the contact interface, $\delta \in \mathbb{R}$ denotes the relative displacement of the bodies measured at the contact point along the common normal direction and $F \in \mathbb{R}$ denotes the contact force.³ A natural extension of this collision law assumes that the relationship between the relative displacement and the contact force is described by the Hertzian power law: $F = k|\delta|^n\delta$ with $n \in \mathbb{R}_{\geq 0}$ [42, 43].

One of the simplest incremental collision laws for viscoelastic bodies, the Kelvin-Voigt collision law, is based on the assumption that the contact interface behaves as a Kelvin-Voigt material: $F = k\delta + c\dot{\delta}$ ([21–23], see also [24, 44–47]). Here, $c \in \mathbb{R}_{\geq 0}$ represents the viscous damping coefficient.

Since the initial relative velocity $\dot{\delta}(0)$ of the colliding objects is usually not zero, the Kelvin-Voigt collision law may result in an unphysical discontinuity in the evolution of the contact force

¹Corresponding Author.
November 12, 2024

²The terms plastic and elastoplastic will be used interchangeably.

³Notation is explained in Appendix A.

[47]. A linear incremental collision law for viscoelastic bodies that avoids this issue, the Maxwell collision law, is based on the assumption that the contact interface behaves as a Maxwell material: $F = k\delta_1 = c\dot{\delta}_2$ with $\delta = \delta_1 + \delta_2$. Here, δ_1 is the displacement of an internal elastic spring element, δ_2 is the displacement of an internal viscous energy dissipation element [24, 25, 48, 49]. Further linear incremental collision laws can be constructed from other types of models of materials based on their rheological classification. For example, incremental collision laws based on the standard linear solid model [19, 50–53] were studied in [24, 49, 54].

A nonlinear incremental collision law $F = k|\delta|^{n-1}\delta + \chi|\delta|^n\dot{\delta}$ with $n \in \mathbb{R}_{\geq 1}$ that combines the Hertzian elastic spring model with a nonlinear displacement-dependent energy dissipation term was proposed independently in [Simon (1967), as cited in 7] under a restricted range of parameters and in [47] (see also [55, 56]) in its full generality. Here, $\chi \in \mathbb{R}_{\geq 0}$ denotes the viscous damping coefficient. Due to the displacement-dependent energy dissipation term, the collision law avoids the discontinuity in the evolution of the contact force that is associated with the Kelvin-Voigt collision law. Usually, it is assumed that n and k are constant for a given choice of geometry and materials of the colliding bodies, whereas χ may also depend on the initial relative velocity of the colliding bodies. The choice of the parameters of the model is a subject of ongoing research (e.g., see [57–83]).

Since the publication of [47], several authors proposed or employed a number of alternative nonlinear incremental collision laws for viscoelastic bodies of the Kelvin-Voigt type [78, 84–123]. Most of these models have the form $F = k|\delta|^{n-1}\delta + \chi|\delta|^p\dot{\delta}$ with $p \in \mathbb{R}_{\geq 0}$ such that $p \neq n$ and/or parameters that differ during the compression and the restitution phases of the collision process. Further incremental collision laws for viscoelastic bodies that are not of the Kelvin-Voigt type were proposed or employed in [49, 124–131].

Under some of the common conditions, the materials of the colliding bodies undergo plastic deformation (e.g., see [44, 132–136]). In this case, there exists a permanent non-zero relative displacement at the time of the separation of the colliding bodies. Furthermore, it is often the case that the energy dissipation during contact is largely a rate-independent phenomenon. While some of the incremental collision laws that were designed for the collisions of viscoelastic bodies also yield a non-zero relative displacement at the time of the separation (e.g., see [121]), the energy dissipation mechanisms associated with these collision laws are strongly dependent on the relative velocity of the bodies in contact. Therefore, arguably, these collision laws are less suitable for the description of the collisions of plastic and viscoplastic bodies.

The simplest incremental collision laws for plastic bodies are rate-independent and based on the assumption that the relationship between the relative displacement and the contact force is different in compression and restitution ([44, 60, 69, 132–137] and [Kadomtsev (1990), as cited in 138]). In [48, 139–163] and [Kil'chevskii (1976), Aleksandrov et al (1984), Aleksandrov and Romalis (1986), as cited in 138], the authors proposed or employed several multi-stage (e.g., elastic loading, elastic-plastic loading, elastic unloading) incremental collision laws for plastic bodies. A variety of incremental collision laws for viscoplastic bodies were proposed or employed in [122, 164–173]. The majority of these collision laws combine a bilinear or multi-stage elastoplastic element with a linear viscous energy dissipation element.

A different line of research in the area of incremental collision laws was initiated in [174] and continued in [175, 176]. The collision laws proposed in [174–176] were designed to be suitable for the description of a wide variety of collision phenomena. Their development was also driven by an attempt to overcome various disadvantages of some of the traditional incremental collision laws. These disadvantages include an unnatural sticking force that can appear when using the Simon-Hunt-Crossley collision law (and some of its extensions) under certain conditions, the inability of the Simon-Hunt-Crossley collision law (and some of its extensions) to describe the non-zero indentation at the time of the

separation (usually due to either plastic deformation [132–134] or elastic aftereffect [111, 177]), as well as the piecewise nature of the traditional collision laws for viscoplastic bodies. While the aforementioned collision laws overcome these issues, they were originally expressed in the form of differential-algebraic inclusions. Nonetheless, the collision laws proposed in [175, 176] were also reformulated as ordinary differential equations.

As mentioned in [7, 24], almost any model that can describe the dynamic behavior of a material can be used as a foundation for the development of incremental collision laws. There exist several general models of hysteresis that are suitable for the description of the behavior of plastic or viscoplastic materials (e.g., see [7, 19, 20, 133, 178–195]). However, little research has been done to investigate their applicability to the construction of general-purpose incremental collision laws for viscoplastic bodies, although limited progress has been made (e.g., [7, 157, 171, 175, 176, 196, 197] may be considered relevant in this context).

This article showcases a study of several incremental collision laws based on the Bouc-Wen differential model of hysteresis. The Bouc-Wen model is a general parameterizable rate-independent differential model of hysteresis. It was proposed in [187, 198] and extended in [199]. The model and its extensions (e.g., see [200] and [193]) have been used successfully in a variety of fields (e.g., see [201]), including vibro-impacts [196, 197]. In the context of the study described in this article, the Bouc-Wen model was chosen due to its simplicity, popularity, and its wide scope of applicability.

2 Contributions and Outline

A summary of the contributions is given below:

- A review of recent research on the subject of incremental collision laws for binary direct collinear impacts of convex bodies.
- A description of two general-purpose parameterizable incremental collision laws for viscoplastic bodies based on the Bouc-Wen differential model of hysteresis.
- A description of two parameterizable mathematical models for binary direct collinear collisions of convex viscoplastic bodies based on the aforementioned collision laws.
- A description of the fundamental analytical properties of the aforementioned models, including global existence, uniqueness, and boundedness of the solutions.
- A description of two parameter identification studies showcasing attainment of excellent agreement between the experimental data and the data stemming from the numerical simulations of the aforementioned mathematical models. It is demonstrated that a single set of parameters independent of the initial relative velocity of the colliding bodies is sufficient for the description of the collision phenomenon across a wide band of the initial relative velocities.

The remainder of the article is organized as follows:

- Section 3 introduces a high-level model of the physical system that is studied in the remainder of the article.
- Section 4 introduces the Bouc-Wen model and a trivial incremental collision law based on the Bouc-Wen model, the Bouc-Wen-Hertz collision law.
- Section 5 introduces the Bouc-Wen-Simon-Hunt-Crossley collision law, a Kelvin-Voigt-type collision law based on the Bouc-Wen model.
- Section 6 introduces the Bouc-Wen-Maxwell collision law, a Maxwell-type collision law based on the Bouc-Wen model.
- Section 7 provides two methodologies for the identification of the parameters for the collision laws.
- Section 8 provides conclusions and recommendations.
- Appendix A describes the mathematical notation and conventions that are used throughout the article.
- Appendix B provides the proofs of the main results that are presented in Section 5.
- Appendix C provides the proofs of the main results that are presented in Section 6.

3 Model of the Physical System

The discussion that follows is with reference to Fig. 1. As mentioned previously, mathematical notation is explained in Appendix A. The notational conventions for mechanics are adopted from [12] and [13]. The units are seldom stated explicitly: it is assumed that a consistent system of units is used for all dimensional quantities. The boldfaced symbols will denote vectors, with the notation $\mathbf{r}_{B/A}$ reserved for the displacement of the point B relative to the point A . Let \mathcal{N} denote an inertial frame of reference with the inertial origin O , and let $\hat{\mathbf{n}} = (\hat{\mathbf{n}}_1, \hat{\mathbf{n}}_2, \hat{\mathbf{n}}_3)$ be the canonical right-handed orthonormal coordinate system. The symbol “hat” over baldfaced letters shall be used to indicate normalized vectors. Any vector \mathbf{v} can be identified unambiguously with the set of its components in $\hat{\mathbf{n}}$: $\mathbf{v} \triangleq v_1\hat{\mathbf{n}}_1 + v_2\hat{\mathbf{n}}_2 + v_3\hat{\mathbf{n}}_3$.

Suppose that \mathcal{B}_1 is a compact and strictly convex rigid body. Suppose that \mathcal{B}_2 is a convex rigid body with a topologically smooth surface. Suppose that the center of mass of \mathcal{B}_i ⁴ is located at G_i , which lies on the line AB through O and parallel to $\hat{\mathbf{n}}_1$. The bodies are assumed to come into contact at the point $C \triangleq O$ at the time $t_0 \triangleq 0 \in \mathbb{R}$, with the tangent plane spanned by $\hat{\mathbf{n}}_2$ and $\hat{\mathbf{n}}_3$, and with the common normal direction $\hat{\mathbf{n}}_1$. The point located on the boundary of \mathcal{B}_i that coincides with C will be denoted C_i . For notational convenience, define $\mathbf{r}_i \triangleq \mathbf{r}_{C_i/G_i}$. Without the loss of generality, it shall be assumed that $\mathbf{r}_1 \cdot \hat{\mathbf{n}}_1 < 0$ and $\mathbf{r}_2 \cdot \hat{\mathbf{n}}_1 > 0$. The configuration, as hereinbefore described, corresponds to a binary direct collinear impact (e.g., see [13]).

Referring to [13], it shall be assumed that while the bodies remain in contact, the motion of the system is governed by the laws of rigid body dynamics (Newton, [202]), with the contact point described as an infinitesimal deformable particle. The mass of \mathcal{B}_i shall be denoted as $m_i \in \mathbb{R}_{>0}$. The force that acts on the body \mathcal{B}_i at the contact point C_i shall be denoted as \mathbf{F}^{C_i} . It is postulated that

$$\mathbf{F}^{C_1} = -\mathbf{F}^{C_2} \triangleq \mathbf{F} = F\hat{\mathbf{n}}_1 \quad (1)$$

for $F(\cdot) \in \mathbb{R}$ with $F(0) = 0$. Due to the nature of the collision process, a single generalized coordinate is sufficient to describe the motion of each body during contact: x_i shall refer to the displacement of G_i along $\hat{\mathbf{n}}_1$ from its initial position. The equations of motion are $\ddot{x}_1 = m_1^{-1}F$ and $\ddot{x}_2 = -m_2^{-1}F$, with $x_1(0) = x_2(0) = 0$, $\dot{x}_1(0) = v_{1,0} \in \mathbb{R}$, and $\dot{x}_2(0) = v_{2,0} \in \mathbb{R}$ such that $v_0 \triangleq -(v_{1,0} - v_{2,0}) \in \mathbb{R}_{>0}$. Denoting $m \triangleq m_1 m_2 (m_1 + m_2)^{-1}$, $x \triangleq x_1 - x_2$, and $v \triangleq \dot{x} = \dot{x}_1 - \dot{x}_2$, the equations of motion can be transformed to

$$\begin{cases} \dot{x} = v & x(0) = 0 \\ \dot{v} = m^{-1}F & v(0) = -v_0 \end{cases} \quad (2)$$

The form of the force F depends on the chosen collision law. As an aside, it should be noted that if, by abuse of notation, $m_2 = +\infty$, then $m^{-1} = m_1^{-1}$, which corresponds to the collision of a body \mathcal{B}_1 of finite mass with a stationary body \mathcal{B}_2 .

Provided that a solution of the IVP given by Eq. (2) (including any possible amendments associated with F) exists and is unique on a non-degenerate time interval $I \subseteq \mathbb{R}$ with $0 \in I$, the time of the separation $t_s \in \mathbb{R}_{>0} \cup \{+\infty\}$ shall be defined as

$$t_s \triangleq \inf\{t \in I_{>0} : F(t) \leq 0 \wedge 0 \leq v(t)\} \quad (3)$$

Since v is continuous and $v(0) < 0$, t_s is well defined. It is important to note that t_s may not be finite.

Informally, CoR $e \in \mathbb{R}$ for binary direct collinear collisions can be defined as the additive inverse of the value of the ratio of the relative velocity at the time of the separation $v(t_s)$ to the value of the relative velocity at the time of the collision $v(0)$ (e.g., see

⁴The index i ranges over $\{1, 2\}$ here and in the remainder of this section.

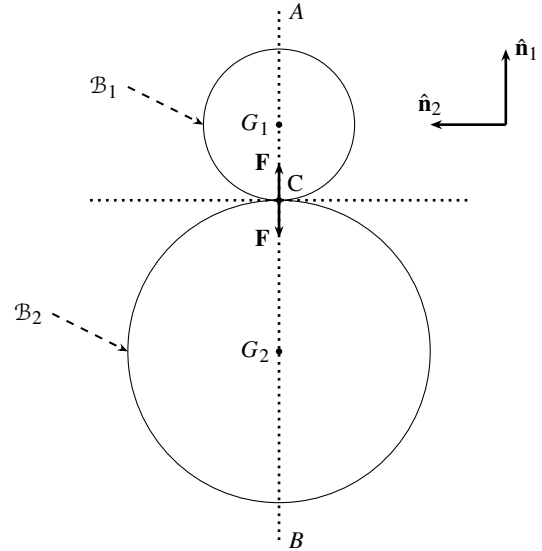


Fig. 1 System diagram

[13]).⁵ More formally, for any physical system described by Eq. (2), e shall be given by

$$e \triangleq \begin{cases} -v(t_s)/v(0) & t_s \neq +\infty \\ 0 & t_s = +\infty \end{cases} \quad (4)$$

provided that the solution of the IVP given by Eq. (2) exists and is unique on some non-degenerate interval $I \subseteq \mathbb{R}$ with $0 \in I$.

4 The Bouc-Wen-Hertz Collision Law

The primary references for the Bouc-Wen differential model of hysteresis are [201, 205–210]. A collision law based on the Bouc-Wen model, the Bouc-Wen collision law (BWCL), can be specified as⁶

$$\begin{cases} \dot{x} = u \\ \dot{z} = Au - \beta|z|^{n-1}z|u| - \gamma|z|^n u \\ F = \alpha kx + \alpha_c kz \end{cases} \quad (5)$$

Here, $x, z \in \mathbb{R}$ are internal state variables, $u \in \mathbb{R}$ is an input variable that is meant to represent the relative velocity of the colliding bodies (e.g., v in Eq. (2)), $F \in \mathbb{R}$ is an output variable that is meant to represent the contact force between the colliding bodies. The model is parameterized by $A, k \in \mathbb{R}_{>0}$, $\alpha, \alpha_c \in (0, 1)$, $\beta \in \mathbb{R}_{>0}$, $\gamma \in (-\beta, \beta)$, and $n \in \mathbb{R}_{\geq 1}$, with $\alpha_c = 1 - \alpha$.⁷

To accommodate the nonlinearities that are present in some of the traditional contact force models [42, 43], the output function of the BWCL is augmented to yield

$$\begin{cases} \dot{x} = u \\ \dot{z} = Au - \beta|z|^{n-1}z|u| - \gamma|z|^n u \\ F = \alpha k|x|^{p-1}x + \alpha_c k|z|^{p-1}z \end{cases} \quad (6)$$

Here, $p \in \mathbb{R}_{\geq 1}$ is an additional parameter. The model given by Eq. (6) shall be referred to as the Bouc-Wen-Hertz collision law (BWHCL).

⁵It should be remarked that the type of CoR that is employed in this study is usually referred to as the kinematic CoR and attributed to Sir Isaac Newton [202]. However, there exist other types of CoRs, such as the kinetic CoR due to Siméon Denis Poisson [203], and the energetic CoR due to William Stronge (e.g., see [204] and [13]). It should also be remarked that no explicit restrictions are imposed on the value of the CoR in this article, but normally it lies in the interval $[0, 1] \subseteq \mathbb{R}$.

⁶This form of the Bouc-Wen model was employed, for example, in [211].

⁷In what follows, α_c will always be used as a syntactic abbreviation for $1 - \alpha$.

5 The Bouc-Wen-Simon-Hunt-Crossley Collision Law

The BWHCL can be augmented further to yield a Kelvin-Voigt-type collision law:

$$\begin{cases} \dot{x} = u \\ \dot{z} = Au - \beta|z|^{n-1}z|u| - \gamma|z|^n u \\ F = \alpha k|x|^{p-1}x + \alpha_c k|z|^{p-1}z + c|x|^p u \end{cases} \quad (7)$$

Here, $c \in \mathbb{R}_{>0}$ is an additional parameter. This collision law was inspired by the Simon-Hunt-Crossley collision law and shall be referred to as the Bouc-Wen-Simon-Hunt-Crossley collision law (BWSHCCL).

A negative feedback interconnection of the abstract collision model given by Eq. (2) and the BWSHCCL results in the following model:

$$\begin{cases} \dot{x} = v \\ \dot{z} = Av - \beta|z|^{n-1}z|v| - \gamma|z|^n v \\ \dot{v} = -\alpha \frac{k}{m}|x|^{p-1}x - \alpha_c \frac{k}{m}|z|^{p-1}z - \frac{c}{m}|x|^p v \\ x(0) = 0, \quad z(0) = 0, \quad v(0) = -v_0 \end{cases} \quad (8)$$

The model given by Eq. (8) shall be referred to as the Bouc-Wen-Simon-Hunt-Crossley collision model (BWSHCCM).

The BWSHCCM will now be nondimensionalized (e.g., see [212]). The nondimensionalized model will evolve with respect to the nondimensionalized time variable $T \triangleq t/T_c$, with the time scale $T_c \in \mathbb{R}_{>0}$ given by

$$T_c \triangleq \left(\frac{m}{k}\right)^{\frac{1}{p+1}} v_0^{\frac{1-p}{p+1}} \quad (9)$$

The nondimensionalized state variables are given by $X \triangleq x/X_c$, $Z \triangleq z/X_c$, $V \triangleq v/(X_c/T_c)$, with the spatial scale $X_c \in \mathbb{R}_{>0}$ given by

$$X_c \triangleq \left(\frac{m}{k}\right)^{\frac{1}{p+1}} v_0^{\frac{2}{p+1}} \quad (10)$$

Introduction of the dimensionless parameters

$$\pi_1 \triangleq \frac{c}{k} v_0 \quad (11)$$

$$\pi_2 \triangleq \frac{\beta}{A} \left(\frac{m}{k}\right)^{\frac{n}{p+1}} v_0^{\frac{2n}{p+1}} \quad (12)$$

$$\pi_3 \triangleq \frac{\gamma}{A} \left(\frac{m}{k}\right)^{\frac{n}{p+1}} v_0^{\frac{2n}{p+1}} \quad (13)$$

and nondimensionalization of Eq. (8) results in the following model:

$$\begin{cases} \dot{X} = V \\ \dot{Z} = A(V - \pi_2|Z|^{n-1}Z|V| - \pi_3|Z|^n V) \\ \dot{V} = -\alpha|X|^{p-1}X - \alpha_c|Z|^{p-1}Z - \pi_1|X|^p V \\ X(0) = 0, \quad Z(0) = 0, \quad V(0) = -1 \end{cases} \quad (14)$$

This model shall be referred to as the nondimensionalized Bouc-Wen-Simon-Hunt-Crossley collision model (NDBWSHCCM). Most of the further analysis will be based on the NDBWSHCCM rather than the BWSHCCM.

If the NDBWSHCCM is parameterized by $\pi_1, \pi_2 \in \mathbb{R}_{>0}$, $\pi_3 \in (-\pi_2, \pi_2)$, $n, p \in \mathbb{R}_{\geq 1}$, $\alpha \in (0, 1)$, and $A \in \mathbb{R}_{>0}$, then there exists a unique bounded solution of the NDBWSHCCM on any time interval $[0, T)$ with $T \in \mathbb{R}_{>0} \cup \{+\infty\}$. The set of equilibrium points of the NDBWSHCCM is

$$\mathcal{E} \triangleq \left\{ \left(X, -\left(\frac{\alpha}{\alpha_c}\right)^{\frac{1}{p}} X, 0 \right) : X \in \mathbb{R} \right\} \quad (15)$$

Each solution of the NDBWSHCCM converges to a subset of \mathcal{E} at a finite distance from the origin. See Appendix B for further details.⁸

In applications, it is often of interest to understand how a given physical system behaves with respect to the changes in v_0 , the absolute value of the relative velocity immediately before the collision. While v_0 appears only in the initial condition in the BWSHCCM, multiple parameters of the NDBWSHCCM depend on v_0 . The dependence of the parameters of the NDBWSHCCM on v_0 can be described explicitly by the function $\mathcal{P} : \mathbb{P}^* \times \mathbb{R}_{>0} \rightarrow \mathbb{P}$ that maps $(\pi_{1,b}, \pi_{2,b}, \pi_{3,b}, n, p, \alpha, A) \in \mathbb{P}^*$ and $v_0 \in \mathbb{R}_{>0}$ to

$$\left(\pi_{1,b} v_0, \pi_{2,b} v_0^{\frac{2n}{p+1}}, \pi_{3,b} v_0^{\frac{2n}{p+1}}, n, p, \alpha, A \right) \in \mathbb{P}$$

where $\mathbb{P}^* = \mathbb{P} \subseteq \mathbb{R}^7$ consist of all $P = (\pi_1, \pi_2, \pi_3, n, p, \alpha, A)$ such that $\pi_1, \pi_2 \in \mathbb{R}_{>0}$, $\pi_3 \in (-\pi_2, \pi_2)$, $n, p \in \mathbb{R}_{\geq 1}$, $\alpha \in (0, 1)$, and $A \in \mathbb{R}_{>0}$. It should be noted that different symbols are used for \mathbb{P}^* and \mathbb{P} because (informally) they carry different semantics and they are meant to be used in different contexts. However, the sets are identical from the perspective of set theory.

The function $\Phi : \mathbb{P} \times \mathbb{R}_{\geq 0} \rightarrow \mathbb{R}^3$ shall be defined in a manner such that $\Phi_P(T)$ represents the value of the solution of the NDBWSHCCM parameterized by $P \in \mathbb{P}$ at the time $T \in \mathbb{R}_{\geq 0}$. The contact force $F : \mathbb{P} \times \mathbb{R}^3 \rightarrow \mathbb{R}$ for the NDBWSHCCM shall be defined as

$$F_P(X, Z, V) \triangleq -\alpha|X|^{p-1}X - \alpha_c|Z|^{p-1}Z - \pi_1|X|^p V \quad (16)$$

for any $(X, Z, V) \in \mathbb{R}^3$ and $P \in \mathbb{P}$ such that $\pi_1 = P_1$, $p = P_5$, $\alpha = P_6$ and $\alpha_c = 1 - \alpha$. With reference to Eq. (3), the time of the separation $T_s : \mathbb{P} \rightarrow \mathbb{R}_{>0} \cup \{+\infty\}$ for the NDBWSHCCM shall be defined as

$$T_s(P) \triangleq \inf\{T \in \mathbb{R}_{\geq 0} : F_P(\Phi_P(T)) \leq 0 \wedge 0 \leq \Phi_{P,3}(T)\} \quad (17)$$

for all $P \in \mathbb{P}$. With reference to Eq. (4), CoR $e : \mathbb{P} \rightarrow \mathbb{R}$ for the NDBWSHCCM shall be defined as

$$e(P) \triangleq \begin{cases} \Phi_{P,3}(T_s(P)) & T_s(P) \neq +\infty \\ 0 & T_s(P) = +\infty \end{cases} \quad (18)$$

for all $P \in \mathbb{P}$.

6 The Bouc-Wen-Maxwell Collision Law

The BWHCL can also be augmented further to yield a Maxwell-type collision law:

$$\begin{cases} \dot{r} = \alpha \frac{k}{c}|y|^{p-1}y + \alpha_c \frac{k}{c}|z|^{p-1}z \\ \dot{y} = -\dot{r} + u \\ \dot{z} = A\dot{y} - \beta|z|^{n-1}z|\dot{y}| - \gamma|z|^n \dot{y} \\ F = c\dot{r} \end{cases} \quad (19)$$

Here, $r, y, z \in \mathbb{R}$ are internal state variables, $u \in \mathbb{R}$ is an input variable that is meant to represent the relative velocity of the colliding bodies, $F \in \mathbb{R}$ is an output variable that is meant to represent the contact force between the colliding bodies, and $c \in \mathbb{R}_{>0}$ is an additional parameter. This collision law shall be referred to as the Bouc-Wen-Maxwell collision law (BWMCL).

⁸There is no reason to suspect that the chosen range of the parameters provides a necessary condition for any of the results stated in this paragraph. However, arguably, the range is sufficiently wide for most engineering applications.

After the introduction of an additional state variable $w \triangleq \dot{y}$, a negative feedback interconnection of the abstract collision model given by Eq. (2) and the BWMCCL results in the following model:

$$\begin{cases} \dot{r} = \alpha \frac{k}{c} |y|^{p-1} y + \alpha c \frac{k}{c} |z|^{p-1} z \\ \dot{y} = w \\ \dot{z} = Aw - \beta |z|^{n-1} z |w| - \gamma |z|^n w \\ \dot{w} = -\frac{c}{m} \dot{r} - \alpha p \frac{k}{c} |y|^{p-1} \dot{y} - \alpha c p \frac{k}{c} |z|^{p-1} \dot{z} \\ r(0) = y(0) = z(0) = 0, \quad w(0) = -v_0 \end{cases} \quad (20)$$

The relative position x and the relative velocity v can be recovered by augmenting the model with the output function given by

$$\begin{cases} x = r + y \\ v = \dot{r} + \dot{y} \end{cases} \quad (21)$$

The model given by Eq. (20) and Eq. (21) shall be referred to as the Bouc-Wen-Maxwell collision model (BWMCM).⁹

The BWMCM will now be nondimensionalized (e.g., see [212]). The nondimensionalized model will evolve with respect to the nondimensionalized time variable $T \triangleq t/T_c$, with the time scale $T_c \in \mathbb{R}_{>0}$ given by

$$T_c \triangleq \left(\frac{m}{k}\right)^{\frac{1}{p+1}} v_0^{\frac{1-p}{p+1}} \quad (22)$$

The nondimensionalized state variables are given by $R \triangleq r/X_c$, $Y \triangleq y/X_c$, $Z \triangleq z/X_c$, $W \triangleq w/(X_c/T_c)$, and the nondimensionalized output variables are given by $X \triangleq x/X_c$ and $V \triangleq v/(X_c/T_c)$,¹⁰ with the spatial scale $X_c \in \mathbb{R}_{>0}$ given by

$$X_c \triangleq \left(\frac{m}{k}\right)^{\frac{1}{p+1}} v_0^{\frac{2}{p+1}} \quad (23)$$

Introduction of the dimensionless parameters

$$\pi_1 \triangleq \frac{1}{c} (m^p k)^{\frac{1}{p+1}} v_0^{\frac{p-1}{p+1}} \quad (24)$$

$$\pi_2 \triangleq \frac{\beta}{A} \left(\frac{m}{k}\right)^{\frac{n}{p+1}} v_0^{\frac{2n}{p+1}} \quad (25)$$

$$\pi_3 \triangleq \frac{\gamma}{A} \left(\frac{m}{k}\right)^{\frac{n}{p+1}} v_0^{\frac{2n}{p+1}} \quad (26)$$

and nondimensionalization of Eq. (20) results in the following model:

$$\begin{cases} \dot{R} = \alpha \pi_1 |Y|^{p-1} Y + \alpha c \pi_1 |Z|^{p-1} Z \\ \dot{Y} = W \\ \dot{Z} = A(W - \pi_2 |Z|^{n-1} Z |W| - \pi_3 |Z|^n W) \\ \dot{W} = -\frac{1}{\pi_1} \dot{R} - \alpha p \pi_1 |Y|^{p-1} \dot{Y} - \alpha c p \pi_1 |Z|^{p-1} \dot{Z} \\ R(0) = Y(0) = Z(0) = 0, \quad W(0) = -1 \end{cases} \quad (27)$$

The associated nondimensionalized output function is given by

$$\begin{cases} X = R + Y \\ V = \dot{R} + \dot{Y} \end{cases} \quad (28)$$

⁹Sometimes, instead of using an output function, it may be more convenient to augment the BWMCM with the additional states x and v , the equations $\dot{x} = v$ and $\dot{v} = -(c/m)\dot{r}$, and the initial conditions $x(0) = 0$ and $v(0) = -v_0$.

¹⁰It should be noted that, under some circumstances, r , y , and x may have distinct spatial scales. However, this detail has little significance in the context of this body of work.

This form of the collision model shall be referred to as the nondimensionalized Bouc-Wen-Maxwell collision model (NDBWMCM).¹¹

Under the assumption that the NDBWMCM is parameterized by $\pi_1, \pi_2 \in \mathbb{R}_{>0}$, $\pi_3 \in (-\pi_2, \pi_2)$, $n \in \mathbb{R}_{\geq 1}$, $p \in \mathbb{R}_{\geq 2} \cup \{1\}$, $\alpha \in (0, 1)$, and $A \in \mathbb{R}_{>0}$, there exists a unique bounded solution of the NDBWMCM on any time interval $[0, T)$ with $T \in \mathbb{R}_{>0} \cup \{+\infty\}$. Moreover, the output associated with this solution is bounded. The set of equilibrium points of the NDBWMCM is

$$\mathcal{E} \triangleq \left\{ \left(R, Y, -\left(\frac{\alpha}{\alpha c}\right)^{\frac{1}{p}} Y, 0 \right) : R, Y \in \mathbb{R} \right\} \quad (29)$$

Each solution of the NDBWMCM converges to a subset of \mathcal{E} at a finite distance from the origin. See Appendix C for further details.¹²

The following definitions are similar to the ones provided in Section 5 for the NDBWSHCCM. $\mathcal{P} : \mathbb{P}^* \times \mathbb{R}_{>0} \rightarrow \mathbb{P}$ shall map $(\pi_{1,b}, \pi_{2,b}, \pi_{3,b}, n, p, \alpha, A) \in \mathbb{P}^*$ and $v_0 \in \mathbb{R}_{>0}$ to

$$\left(\pi_{1,b} v_0^{\frac{p-1}{p+1}}, \pi_{2,b} v_0^{\frac{2n}{p+1}}, \pi_{3,b} v_0^{\frac{2n}{p+1}}, n, p, \alpha, A \right) \in \mathbb{P}$$

where $\mathbb{P}^* = \mathbb{P} \subseteq \mathbb{R}^7$ consist of all $P = (\pi_1, \pi_2, \pi_3, n, p, \alpha, A)$ such that $\pi_1, \pi_2 \in \mathbb{R}_{>0}$, $\pi_3 \in (-\pi_2, \pi_2)$, $n \in \mathbb{R}_{\geq 1}$, $p \in \mathbb{R}_{\geq 2} \cup \{1\}$, $\alpha \in (0, 1)$, and $A \in \mathbb{R}_{>0}$.

The function $\Phi : \mathbb{P} \times \mathbb{R}_{\geq 0} \rightarrow \mathbb{R}^4$ is such that $\Phi_P(T)$ represents the value of the solution of the NDBWMCM parameterized by $P \in \mathbb{P}$ at the time $T \in \mathbb{R}_{\geq 0}$. The function $\Psi : \mathbb{P} \times \mathbb{R}_{\geq 0} \rightarrow \mathbb{R}^2$ is such that $\Psi_P(T)$ is the value of the output of the NDBWMCM parameterized by $P \in \mathbb{P}$ at the time $T \in \mathbb{R}_{\geq 0}$. The function $F : \mathbb{P} \times \mathbb{R}^4 \rightarrow \mathbb{R}$ that represents the contact force will be defined as

$$F_P(R, Y, Z, W) \triangleq -\alpha |Y|^{p-1} Y - \alpha c |Z|^{p-1} Z \quad (30)$$

for all $(R, Y, Z, W) \in \mathbb{R}^4$ and $P \in \mathbb{P}$ such that $p = P_5$, $\alpha = P_6$, and $\alpha c = 1 - \alpha$. With reference to Eq. (3), the time of the separation $T_s : \mathbb{P} \rightarrow \mathbb{R}_{>0} \cup \{+\infty\}$ is given by

$$T_s(P) \triangleq \inf\{T \in \mathbb{R}_{\geq 0} : F_P(\Phi_P(T)) \leq 0 \wedge 0 \leq \Psi_{P,2}(T)\} \quad (31)$$

for all $P \in \mathbb{P}$. With reference to Eq. (4), CoR $e : \mathbb{P} \rightarrow \mathbb{R}$ is given by

$$e(P) \triangleq \begin{cases} \Psi_{P,2}(T_s(P)) & T_s(P) \neq +\infty \\ 0 & T_s(P) = +\infty \end{cases} \quad (32)$$

for all $P \in \mathbb{P}$.

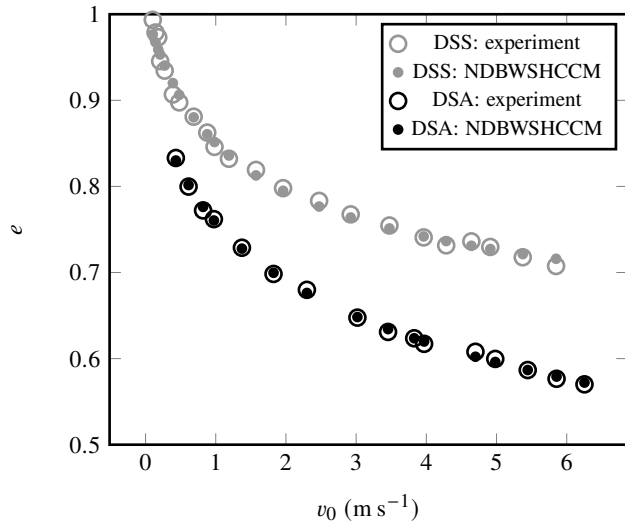
7 Parameter Identification

A common approach for the parameterization of collision models is identification of model parameters based on experimental CoR data. More specifically, for a given physical system, CoRs are measured for a range of initial relative velocities of the colliding bodies. Then, the model parameters are selected in a manner such that the values of the experimentally obtained CoRs and the values of the CoRs associated with the model are sufficiently close to each other in a certain predefined sense. In what follows, this methodology is applied to the identification of the parameters of the NDBWSHCCM and the NDBWMCM.

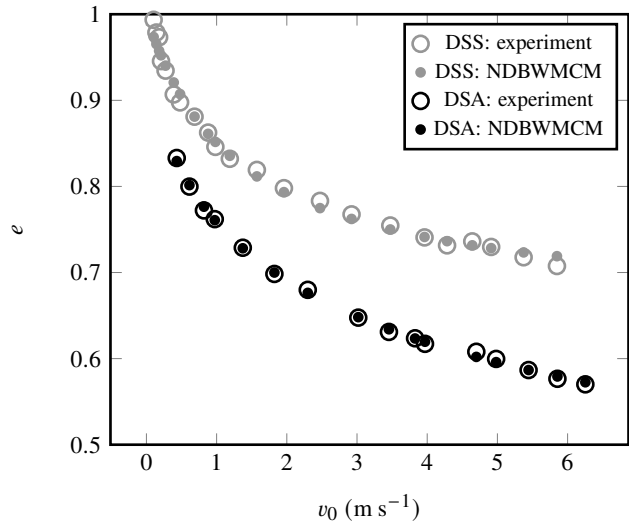
Suppose that the experimental data are provided in the form of a finite sequence of measured relative velocities of the bodies

¹¹Sometimes, instead of using an output function, it may be more convenient to augment the NDBWMCM with the additional states X and V , the equations $\dot{X} = V$ and $\dot{V} = -(1/\pi_1)\dot{R}$, and the initial conditions $X(0) = 0$ and $V(0) = -1$.

¹²As previously (see Section 5), the conditions that are imposed on the parameters are sufficient, not necessary.



(a) CoR: NDBWSHCCM vs. experiment



(b) CoR: NDBWMCM vs. experiment

Fig. 2 CoR: models vs. experiment

at the time of the collision $\tilde{v}_0 \in \mathbb{R}_{>0}^M$ and a finite sequence of the corresponding measured CoRs $\tilde{e} \in [0, 1]^M$ with $M \in \mathbb{Z}_{\geq 1}$. Then, the quality of the base parameterization $P^* \in \mathbb{P}^*$ of the NDBWSHCCM or the NDBWMCM can be assessed by the cost function $J : \mathbb{R}_{>0}^M \times [0, 1]^M \times \mathbb{P}^* \rightarrow \mathbb{R}_{\geq 0}$ given by

$$J(\tilde{v}_0, \tilde{e}, P^*) \triangleq \sqrt{\sum_{i=1}^M (\tilde{e}_i - e(\mathcal{P}(P^*, \tilde{v}_{0,i})))^2} \quad (33)$$

The cost function can be used in conjunction with global optimization routines to infer the model parameters from experimental data automatically or in conjunction with local optimization routines to refine the model parameters from an initial guess.

The remainder of this section contains an application example based on the experimental data sets provided in Fig. 1 in [213]:

- DSS: CoR vs. initial relative velocity for the normal impact of a 5mm diameter aluminum oxide sphere on a thick EN9 steel plate.
- DSA: CoR vs. initial relative velocity for the normal impact of a 5mm diameter aluminum oxide sphere on a thick aluminum alloy plate.

The data were extracted from [213] using the image processing software WebPlotDigitizer [214].

The numerical simulation and the data analysis that are described in this section were performed using Python 3.11.0, NumPy 1.24.2 [215], and SciPy 1.14.0 [216], and relied on the IEEE-754 floating point arithmetic (with the default rounding mode) for the quantization of real numbers [217]. The code is available from the personal repository of the corresponding author.¹³

All numerical simulations were performed using the explicit Runge-Kutta method of order 8 [218–220] available via the interface of the function `integrate.solve_ivp` from the library SciPy 1.14.0 [216]. All settings of `integrate.solve_ivp` were left at their default values, with the exception of the maximum time step (`max_step`), the relative tolerance (`rtol`), and the absolute tolerance (`atol`). The maximum time step was set to $\approx 10^{-2}$, the relative tolerance was set to $\approx 10^{-10}$, and the absolute tolerance was set to $\approx 10^{-12}$.

The parameter identification was performed using an implementation of the Nelder-Mead algorithm [221] available via the interface of the SciPy function `optimize.minimize`. The details of

Table 1 DSS and DSA: parameter identification

P^* and J	NDBWSHCCM		NDBWMCM	
	DSS	DSA	DSS	DSA
$\pi_{1,b}$	0.00868	0.0139	0.0128	0.00994
$\pi_{2,b}$	0.818	0.457	0.854	0.499
$\pi_{3,b}$	-0.808	-0.442	-0.834	-0.474
n	1.31	1	1.94	1.27
p	1.27	2.02	2.28	3.14
α	0.767	0.439	0.395	0.0426
A	1.67	1.83	0.803	0.715
$J(\tilde{v}_0, \tilde{e}, P^*)$	0.0357	0.011	0.0406	0.0114

the parameter identification process were deemed unimportant and will not be described in the article. The approximations of the values of the identified parameters and the associated values of the cost function are shown in Table 1. Figure 2(a) shows the plots of CoR against the initial relative velocity obtained experimentally and from the results of the numerical simulations of the NDBWSHCCM. Figure 2(b) shows the plots of CoR against the initial relative velocity obtained experimentally and from the results of the numerical simulations of the NDBWMCM.

For each data set, the results indicate excellent agreement between the CoR data obtained experimentally and the CoR data obtained from the results of the numerical simulations of the models across a wide band (low to moderate) of the initial relative velocities. It is important to note that only a single base parameter vector $P^* \in \mathbb{P}^*$ was employed for each data set. Therefore, only a single vector of physical parameters ($m, k, c, n, p, \alpha, \beta, \gamma, A$) is needed to achieve a good agreement between the CoR data obtained from the experiments and the CoR data stemming from the numerical simulations of the models.

It should be noted that a preliminary informal parameter sensitivity analysis that was performed by the authors suggests that the parameter identification based on the CoR data alone may not provide a unique vector of parameters (at least in a statistical sense) for either of the nondimensionalized models: multiple statistically indistinguishable solutions may be possible. Therefore, the cost function given by Eq. (33) may be augmented to penalize further optimization criteria (e.g., duration of the contact), if such data are available. Alternatively, the problem can be reformulated as a

¹³<https://gitlab.com/user9716869/BWBCL>

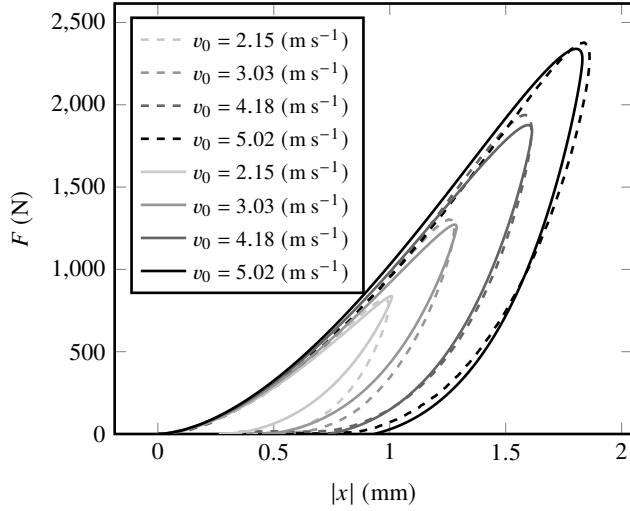


Fig. 3 Normal impact of a baseball on a flat surface: experimentally obtained hysteresis loops (dashed lines) vs. hysteresis loops obtained from the numerical simulations of the BWSHCCM (solid lines)

Table 2 Normal impact of a baseball on a flat surface: parameterization of the BWSHCCM

Parameter	Value	Unit
m	0.146	kg
k	117080063	$\text{kg m}^{1-p} \text{s}^{-2}$
c	5854003	$\text{kg m}^{-p} \text{s}^{-1}$
n	1.1	-
p	1.7	-
α	0.1	-
β	981.05	m^{-n}
γ	-961.4	m^{-n}
A	0.925	-

multi-objective optimization problem.

It is also possible to identify the parameters of the models based on the experimentally obtained time domain data or the associated hysteresis loops. Figure 3 shows the plots of the experimentally obtained hysteresis loops observed during the normal impact of a baseball on a flat surface across a range of initial relative velocities. The experimental data were provided by Professor Rodney Cross: the data originally appeared in Fig. 9.5 in [222] (see also [223]). The same figure shows the hysteresis loops obtained based on the results of the numerical simulations of the BWSHCCM with the parameters shown in Table 2. The settings for the numerical simulations were identical to the settings used in the identification study based on the CoR data, with the exception of the maximum time step, which was set to $\approx T_c/100$ s. The plots demonstrate a good agreement between the experimentally obtained hysteresis loops and the hysteresis loops obtained from the simulation of the BWSHCCM. The parameter identification study was based on an informal procedure. As previously, its details were deemed unimportant and will not be described in the article.

8 Conclusions and Future Work

The article showcased an analytical and numerical study of two mathematical models of binary direct collinear collisions of convex viscoplastic bodies. The mathematical models of the collision process employed two distinct incremental collision laws based on the Bouc-Wen differential model of hysteresis. It was demonstrated that the models possess favorable analytical properties (e.g.,

global existence, uniqueness, and boundedness of the solutions) under mild restrictions on the values of the model parameters. Two model parameter identification strategies were proposed and tested using experimental collision data available in the research literature. It was found that one set of model parameters independent of the initial relative velocity is sufficient for attainment of a good correlation between the results of the numerical simulations of the models under consideration in this study and the experimental data. Therefore, it can be concluded that the models can provide an accurate depiction of a variety of collision processes.

Possible future directions may include:

- Extensions of the collision laws to account for the details of the underlying physical phenomenon (e.g., introduction of the distinct elastic loading and elastic-plastic loading stages).
- Investigation of the BWSHCCM and BWMCL in the context of multiple simultaneous collisions (e.g., see [7, 13]).
- Comparative analysis of alternative differential models of hysteresis in the context of impact dynamics.
- Investigation of planar and three-dimensional collisions of viscoplastic bodies with rough surfaces based on the Bouc-Wen model of hysteresis.
- Experimental studies that could help to understand the limitations of the BWSHCCM and the BWMCL.
- Construction of analytical approximations of the solutions of the IVPs associated with the BWSHCCM and the BWMCL.
- Applications of the BWSHCCM and the BWMCL to problems of practical significance.

Acknowledgment

The authors would like to acknowledge their families, colleagues, and friends. Special thanks go to Professor Rodney Cross for providing experimental data from [222]. Special thanks also go to the members of staff of Auburn University Libraries for their assistance in finding rare and out-of-print research articles and monographs. The authors would also like to acknowledge the professional online communities, instructional websites, and various online service providers, especially <https://www.adobe.com/acrobat/online/pdf-to-word.html>, <https://automeris.io>, <https://capitalizemytitle.com>, <https://www.matweb.com>, <https://www.overleaf.com>, <https://pgfplots.net>, <https://scholar.google.com>, <https://stackexchange.com>, <https://stringtranslate.com>, <https://www.wikipedia.org>. We also note that some of the calculations that are presented in this article were performed using the software Wolfram Mathematica [224]. Furthermore, the software MATLAB R2023a [225] was used extensively for numerical experiments. Other software that was used to produce this article included DiffMerge, Git, GitLab, Google Chrome, Grammarly (the use of Grammarly was restricted to the identification and correction of spelling, grammar, and punctuation errors), Jupyter Notebook, LibreOffice, macOS Monterey, Mamba (package manager), Microsoft Outlook, Preview, TeX Live/MacTeX, Texmaker, and Zotero.

Funding Data

The present work did not receive any specific funding. However, the researchers receive financial support from Auburn University for their overall research activity.

Appendix A: Notation and Conventions

Essentially all of the definitions and results that are employed in this article are standard in the fields of set theory, general topology, analysis, ordinary differential equations, and nonlinear systems/control. They can be found in a number of textbooks and monographs on these subjects (e.g., see [226], [227–229], [230–232], [233, 234], [235–245], respectively).

Definition A.1. \in denotes the set membership relation, \subseteq denotes the subset relation, \subset denotes the proper subset relation, \cup denotes

the binary set union operation, \cap denotes the binary set intersection operation, \mathcal{P} denotes the power set operation, \emptyset denotes the empty set, (a_1, \dots, a_n) denotes an n -tuple, $\{a_1, \dots, a_n\}$ denotes an unordered collection of elements.¹⁴

Definition A.2. By convention, a topological space cannot be empty. Suppose $X \neq \emptyset$ and $\tau \subseteq \mathcal{P}X$ is a topology on X . $\text{cl}A$ denotes the closure of $A \subseteq X$; if $Y \subseteq X$ and $Y \neq \emptyset$, then $\tau|Y$ will denote the subspace topology of τ on Y ; the sets $A \subseteq X$ and $B \subseteq X$ are separated if and only if $\text{cl}A \cap B = A \cap \text{cl}B = \emptyset$; a set $C \subseteq X$ is clopen if and only if it is open and closed; $A \subseteq X$ is connected if and only if it is not a union of two nonempty separated sets; (X, τ) is a connected topological space if and only if X is a connected set.

It should be noted that different definitions of a connected set and a connected topological space are employed in some of the cited literature. The following technical lemmas establish a connection between the two commonly used definitions (these results are not used directly, and the proofs were deemed to be sufficiently simple to be omitted):

Lemma A.1. *Suppose (X, τ) is a topological space. Then, (X, τ) is connected if and only if the only clopen sets in (X, τ) are \emptyset and X .*

Lemma A.2. *Suppose (X, τ) is a topological space and $Y \subseteq X$. Then, Y is a connected set in (X, τ) if and only if either $Y = \emptyset$ or $(Y, \tau|Y)$ is a connected topological space.*

The following technical lemma will be employed in the proofs of several results that follow (the proof was deemed to be sufficiently simple to be omitted):

Lemma A.3. *Suppose (X, τ) is a topological space. Suppose that $A \subseteq X$ and $B \subseteq X$ are separated, $C \subseteq A \cup B$ is connected. Then, $C \subseteq A$ or $C \subseteq B$.*

Definition A.3. \mathbb{Z} is the set of all integers; \mathbb{R} is the set of all real numbers; $\mathbb{K}_{>a} \triangleq (a, +\infty) \cap \mathbb{K}$, $\mathbb{K}_{<a} \triangleq (-\infty, a) \cap \mathbb{K}$, $\mathbb{K}_{\geq a} \triangleq [a, +\infty) \cap \mathbb{K}$, and $\mathbb{K}_{\leq a} \triangleq (-\infty, a] \cap \mathbb{K}$ for any $a \in \mathbb{R}$ with $\mathbb{K} \subseteq \mathbb{R}$; \mathbb{R}^n with $n \in \mathbb{Z}_{\geq 1}$ is the set of n -tuples of real numbers (augmented with the structure of the Euclidean space); if $X = (x_1, \dots, x_n) \in \mathbb{R}^n$ with $n \in \mathbb{Z}_{\geq 1}$, then $X_i \triangleq x_i$ for all $i \in \{1, \dots, n\}$; $f : X \rightarrow Y$ denotes a function with the domain X and the codomain Y ; given $f : X \rightarrow Y$, $f(A)$ denotes the image of f under the set A ; if $f : X \rightarrow \mathbb{R}^n$ with $n \in \mathbb{Z}_{\geq 1}$, then $f_i : X \rightarrow \mathbb{R}$ is given by $f_i(x) \triangleq (f(x))_i$ for all $x \in X$ and $i \in \{1, \dots, n\}$; unless stated otherwise, the topology of a subset of \mathbb{R}^n with $n \in \mathbb{Z}_{\geq 1}$ is always the subspace topology of the standard topology on \mathbb{R}^n ; given $A \subseteq \mathbb{R}$, $\inf A \in \mathbb{R} \cup \{-\infty, +\infty\}$ denotes the infimum of A and $\sup A \in \mathbb{R} \cup \{-\infty, +\infty\}$ denotes the supremum of A ; given a sequence $\{x_i \in \mathbb{R}^n\}_{i \in \mathbb{Z}_{\geq 1}}$ with $n \in \mathbb{Z}_{\geq 1}$, $\lim_{i \rightarrow +\infty} x_i$ denotes the limit of x , provided that it exists; $\langle \cdot, \cdot \rangle : \mathbb{R}^n \times \mathbb{R}^n \rightarrow \mathbb{R}$ with $n \in \mathbb{Z}_{\geq 1}$ is the canonical inner product on \mathbb{R}^n ; $\|\cdot\|_2 : \mathbb{R}^n \rightarrow \mathbb{R}_{\geq 0}$ with $n \in \mathbb{Z}_{\geq 1}$ is the Euclidean norm on \mathbb{R}^n ; assuming that $n \in \mathbb{Z}_{\geq 1}$, $a \in \mathbb{R}^n$, and $r \in \mathbb{R}_{>0}$, $\mathbb{B}(a, r) \triangleq \{x \in \mathbb{R}^n : \|x - a\|_2 < r\}$ is an open ball in \mathbb{R}^n centered at a with the radius r ; assuming that $n \in \mathbb{Z}_{\geq 1}$, $a \in \mathbb{R}^n$, and $r \in \mathbb{R}_{>0}$, $\bar{\mathbb{B}}(a, r) \triangleq \{x \in \mathbb{R}^n : \|x - a\|_2 \leq r\}$ is a closed ball in \mathbb{R}^n centered at a with the radius r ; $f : \mathbb{R}^n \rightarrow \mathbb{R}^n$ with $n \in \mathbb{Z}_{\geq 1}$ is locally Lipschitz if and only if for every $x \in \mathbb{R}^n$ there exists an open set $U \subseteq \mathbb{R}^n$ such that $x \in U$ and there exists $L \in \mathbb{R}_{>0}$ such that $\|f(y) - f(z)\|_2 \leq L\|y - z\|_2$ for all $y, z \in U$; given a differentiable function $f : X \rightarrow Y$ such that $X \subseteq \mathbb{R}$ and $Y \subseteq \mathbb{R}^n$ with $n \in \mathbb{Z}_{\geq 1}$, df/dx denotes the derivative of the function; the overdot notation $\dot{x} \triangleq (dx/dt)$ represents the derivative of the differentiable function x with respect to the time variable (in the context of mechanics).

¹⁴It should be noted that some of the syntactic constructions may carry different semantics depending on the context. For example, (a, b) may be used as a pair or as an interval. It is hoped that the context of the discussion will always make the meaning of a given syntactic construction apparent.

Definition A.4. Consider the following system of ordinary differential equations with an output

$$\begin{cases} \dot{x} = f(x) \\ y = g(x) \end{cases} \quad (\text{A1})$$

where $f : \mathbb{R}^n \rightarrow \mathbb{R}^n$ with $n \in \mathbb{Z}_{\geq 1}$ is a locally Lipschitz continuous state function, and $g : \mathbb{R}^n \rightarrow \mathbb{R}^k$ with $k \in \mathbb{Z}_{\geq 1}$ is a continuous output function. Equation (A1) augmented with an initial condition $x(0) = x_0 \in \mathbb{R}^n$ shall be referred to as an initial value problem (IVP) associated with the system given by Eq. (A1). A differentiable function $x : I \rightarrow \mathbb{R}^n$ with $I \subseteq \mathbb{R}$ being an interval such that $0 \in I$ is a solution of the IVP associated with the system given by Eq. (A1) with the initial condition $x_0 \in \mathbb{R}^n$ if $x(0) = x_0$ and $\dot{x}(t) = f(x(t))$ for all $t \in I$.

The following definitions were adopted from [246] and [244]:

Definition A.5. For the remainder of this definition, suppose that the system given by Eq. (A1) has a unique solution defined on $\mathbb{R}_{\geq 0}$ for every initial condition. Suppose that $x : \mathbb{R}_{\geq 0} \rightarrow \mathbb{R}^n$ is a solution of an IVP associated with the system given by Eq. (A1) with the initial condition $x(0) = z \in \mathbb{R}^n$. Then, $\mathcal{O}_z^+ \triangleq \{x(t) : t \in \mathbb{R}_{\geq 0}\}$ is the positive orbit of z . A set $U \subseteq \mathbb{R}^n$ is positively invariant with respect to the system given by Eq. (A1) if and only if for every solution $x : \mathbb{R}_{\geq 0} \rightarrow \mathbb{R}^n$ of the IVP with $x(0) = z \in U$, $x(t) \in U$ for all $t \in \mathbb{R}_{\geq 0}$. A set $U \subseteq \mathbb{R}^n$ is negatively invariant with respect to the system given by Eq. (A1) if and only if for every $z \in U$ and $T \in \mathbb{R}_{\geq 0}$ there exists a solution $x : [0, T] \rightarrow U$ of the IVP with $x(T) = z$. A set $U \subseteq \mathbb{R}^n$ is invariant with respect to the system given by Eq. (A1) if and only if it is positively invariant and negatively invariant with respect to the system given by Eq. (A1). Suppose again that $x : \mathbb{R}_{\geq 0} \rightarrow \mathbb{R}^n$ is a solution of an IVP associated with the system given by Eq. (A1) with the initial condition $x(0) = z \in \mathbb{R}^n$. Then, $p \in \mathbb{R}^n$ is a positive limit point of z if and only if there exists a nondecreasing sequence $\{t_n\}_{n \in \mathbb{Z}_{\geq 1}}$ of positive real numbers such that $\lim_{n \rightarrow +\infty} t_n = +\infty$ and $\lim_{n \rightarrow +\infty} x(t_n) = p$. Furthermore, $\mathcal{O}_z^{+\infty} \subseteq \mathbb{R}^n$ shall be used to denote the positive limit set of z , that is, the set of all positive limit points of z . $\lim_{t \rightarrow +\infty} x(t) = A \subseteq \mathbb{R}^n$ if and only if for every $\varepsilon \in \mathbb{R}_{>0}$ there exists $T \in \mathbb{R}_{>0}$ such that $\inf_{p \in A} \|x(t) - p\|_2 < \varepsilon$ for all $t > T$. A continuous and strictly increasing function $\alpha : \mathbb{R}_{\geq 0} \rightarrow \mathbb{R}_{\geq 0}$ is of class \mathcal{K}_∞ if and only if $\alpha(0) = 0$ and $\lim_{x \rightarrow +\infty} \alpha(x) = +\infty$.

The following definition was adopted from [237]:

Definition A.6. The solutions of the system given by Eq. (A1) are said to be equi-bounded if and only if for all $\alpha \in \mathbb{R}_{>0}$ there exists $\beta \in \mathbb{R}_{>0}$ such that $\|x(t)\|_2 < \beta$ for all $t \in [0, T]$ for every solution $x : [0, T] \rightarrow \mathbb{R}^n$ with $T \in \mathbb{R}_{>0} \cup \{+\infty\}$ starting from the initial condition $x(0) = x_0 \in \mathbb{R}^n$ such that $\|x_0\|_2 \leq \alpha$.

The following definition extends the concept of equi-boundedness to a system with an output:

Definition A.7. The outputs of the system given by Eq. (A1) are said to be equi-bounded if and only if for all $\alpha \in \mathbb{R}_{>0}$ there exists $\gamma \in \mathbb{R}_{>0}$ such that $\|y(t)\|_2 < \gamma$ for all $t \in [0, T]$ for every output $y : [0, T] \rightarrow \mathbb{R}^k$ with $T \in \mathbb{R}_{>0} \cup \{+\infty\}$ that corresponds to a solution $x : [0, T] \rightarrow \mathbb{R}^n$ that starts from the initial condition $x(0) = x_0 \in \mathbb{R}^n$ such that $\|x_0\|_2 \leq \alpha$.

The following technical lemma showcases that the equi-boundedness of the solutions of the system associated with Eq. (A1) implies the equi-boundedness of its outputs:

Lemma A.4. *Suppose that the solutions of the system given by Eq. (A1) are equi-bounded. Then, the outputs of the system given by Eq. (A1) are equi-bounded.*

Proof. Fix $\alpha \in \mathbb{R}_{>0}$. Since the solutions are equi-bounded, obtain $\beta \in \mathbb{R}_{>0}$ such that $x([0, T]) \subseteq B \triangleq \mathbb{B}(0, \beta)$ for every solution $x : [0, T) \rightarrow \mathbb{R}^n$ with $T \in \mathbb{R}_{>0} \cup \{+\infty\}$ starting from the initial condition $x(0) = x_0 \in \mathbb{R}^n$ such that $\|x_0\|_2 \leq \alpha$. Since B is a compact set and g is a continuous function defined on a superset of B , $\|g(x)\|_2 < \gamma$ for all $x \in B$ for some $\gamma \in \mathbb{R}_{>0}$ as a consequence of the Extreme Value Theorem (e.g., see Theorem 2.4.15 in [231]). Suppose that $y : [0, T) \rightarrow \mathbb{R}^k$ with $T \in \mathbb{R}_{>0}$ is the output associated with a solution $x : [0, T) \rightarrow \mathbb{R}^n$ that starts from the initial condition $x(0) = x_0 \in \mathbb{R}^n$ with $\|x_0\|_2 \leq \alpha$. Then, $\|y(t)\|_2 = \|g(x(t))\|_2 < \gamma$ for all $t \in [0, T)$. \square

Appendix B: Analysis of the NDBWSHCCM

Suppose that the NDBWSHCCM is parameterized by $\pi_1 \in \mathbb{R}_{\geq 0}$, $\pi_2 \in \mathbb{R}_{\geq 0}$, $\pi_3 \in [-\pi_2, \pi_2]$, $n, p \in \mathbb{R}_{\geq 1}$, $A \in \mathbb{R}_{>0}$, $\alpha \in (0, 1)$, and $\alpha_c = 1 - \alpha$. Let $f : \mathbb{R}^3 \rightarrow \mathbb{R}^3$ denote the state function associated with the NDBWSHCCM. It is given by

$$\begin{cases} f_1(\mathbf{X}) \triangleq V \\ f_2(\mathbf{X}) \triangleq A(V - \pi_2|Z|^{n-1}|Z|V - \pi_3|Z|^nV) \\ f_3(\mathbf{X}) \triangleq -\alpha|X|^{p-1}X - \alpha_c|Z|^{p-1}Z - \pi_1|X|^pV \end{cases}$$

for all $\mathbf{X} \triangleq (X, Z, V) \in \mathbb{R}^3$.¹⁵ The restrictions on the initial conditions that are stated in the main body of the article will be relaxed to $X(0) = X_0$, $Z(0) = Z_0$, $V(0) = V_0$ with $X_0, Z_0, V_0 \in \mathbb{R}$.

Define the Lyapunov candidate $\mathcal{V} : \mathbb{R}^3 \rightarrow \mathbb{R}$ as

$$\mathcal{V}(\mathbf{X}) \triangleq \frac{1}{p+1}\alpha|X|^{p+1} + \frac{1}{p+1}\frac{\alpha_c}{A}|Z|^{p+1} + \frac{1}{2}V^2$$

for all $\mathbf{X} \triangleq (X, Z, V) \in \mathbb{R}^3$. Note that \mathcal{V} is continuously differentiable and radially unbounded (i.e., $\lim_{\|\mathbf{X}\|_2 \rightarrow +\infty} \mathcal{V}(\mathbf{X}) = +\infty$), $\mathcal{V}(0) = 0$, and $\mathcal{V}(\mathbf{X}) > 0$ for all $\mathbf{X} \in \mathbb{R}^3 \setminus \{0\}$. Introduce the notation $\dot{\mathcal{V}}(\mathbf{X}) \triangleq \langle \nabla \mathcal{V}(\mathbf{X}), f(\mathbf{X}) \rangle$ and note that

$$\dot{\mathcal{V}}(\mathbf{X}) = -\pi_1|X|^pV^2 - \alpha_c|Z|^{p+n-1}(\pi_2|Z||V| + \pi_3ZV)$$

for all $\mathbf{X} \in \mathbb{R}^3$. Then,

Lemma B.1. *Under the restrictions on the values of the parameters stated above, $\dot{\mathcal{V}}(\mathbf{X}) \leq 0$ for all $\mathbf{X} \in \mathbb{R}^3$.*

Proof. Note that $-\pi_1|X|^pV^2 \leq 0$ for all $X, V \in \mathbb{R}$. Then, it suffices to show that

$$-\alpha_c|Z|^{p+n-1}(\pi_2|Z||V| + \pi_3ZV) \leq 0$$

If $Z = 0$, then the inequality above holds. Otherwise, it suffices to show that

$$0 \leq \pi_2|Z||V| + \pi_3ZV$$

Consider the following cases:

- Case I: $ZV \leq 0$. Note that $\pi_3 - \pi_2 \leq 0$. Multiplying both sides by ZV and taking into account that $ZV = -|ZV| = -|Z||V|$ results in the desired inequality.
- Case II: $ZV \geq 0$. Note that $0 \leq \pi_2 + \pi_3$. Multiplying both sides by ZV and taking into account that $ZV = |ZV| = |Z||V|$ results in the desired inequality.

Therefore, $\dot{\mathcal{V}}(\mathbf{X}) \leq 0$ for all $\mathbf{X} \in \mathbb{R}^3$. \square

Proposition B.2. *Under the restrictions on the values of the parameters stated above, there exists a unique solution of the NDBWSHCCM on any time interval $[0, T)$ with $T \in \mathbb{R}_{>0} \cup \{+\infty\}$ for every initial condition $(X_0, Z_0, V_0) \in \mathbb{R}^3$. Furthermore, the solutions of the NDBWSHCCM are equi-bounded.*

¹⁵The informal notation $\mathbf{X} \triangleq (A_1, \dots, A_k)$ will be used to introduce a symbol \mathbf{X} for a vector in \mathbb{R}^k with $k \in \mathbb{Z}_{\geq 1}$ and additional symbols for each of its components.

Proof. Note that the state function associated with the NDBWSHCCM is locally Lipschitz and $f(0) = 0$. Note also that, taking into account the properties of \mathcal{V} that were exposed above, there exists $\phi \in \mathcal{K}_\infty$ such that $\phi(\|\mathbf{X}\|_2) \leq \mathcal{V}(\mathbf{X})$ for all $\mathbf{X} \in \mathbb{R}^3$ (e.g., see [244, 247, 248]). Lastly, note that $\dot{\mathcal{V}}(\mathbf{X}) \leq 0$ for all $\mathbf{X} \in \mathbb{R}^3$ by Lemma B.1. Then, by Theorem 8.7 in [237], the solutions of the IVPs associated with the NDBWSHCCM are equi-bounded. Since the state function associated with the NDBWSHCCM is locally Lipschitz, a unique solution forward in time of the NDBWSHCCM exists on a maximal interval of existence of the form $[0, T)$ with $T \in \mathbb{R}_{>0} \cup \{+\infty\}$ for every initial condition (e.g., see Theorem 4.1.1 in [234] or Theorem 2.25 in [244]). Suppose that $\mathbf{X} : [0, T) \rightarrow \mathbb{R}^3$ with $T \in \mathbb{R}_{>0}$ is a solution on the maximal interval of existence. Since the solution is bounded, there exists $B \in \mathbb{R}_{>0}$ such that $\|\mathbf{X}(t)\|_2 \leq B$ for all $t \in [0, T)$. Thus, the solution lies in a compact set. Therefore, by the theorem on the extendability of the solutions (e.g., see Theorem 4.1.2 in [234] or Corollary 2.5 in [244]), the solution can be extended to a unique solution on $[0, +\infty)$. \square

Define the set

$$\mathcal{E} \triangleq \left\{ \left(X, -\left(\frac{\alpha}{\alpha_c} \right)^{\frac{1}{p}} X, 0 \right) : X \in \mathbb{R} \right\}$$

Then,

Proposition B.3. *Under the restrictions on the values of the parameters stated above, \mathcal{E} is the set of all equilibrium points of the NDBWSHCCM.*

Proof. Suppose that $(X, Z, V) \in \mathbb{R}^3$ is an equilibrium point of the NDBWSHCCM. Then, $V = 0$ and $|Z|^{p-1}Z = -(\alpha/\alpha_c)|X|^{p-1}X$. Therefore, taking into account the restrictions on the values of the parameters, it can be shown that $Z = -(\alpha/\alpha_c)^{1/p}X$. Thus, $(X, Z, V) \in \mathcal{E}$. Suppose $(X, Z, V) \in \mathcal{E}$. In this case, $V = 0$ and $Z = -(\alpha/\alpha_c)^{1/p}X$. Then, it can be verified by substitution that $f(X, Z, V) = 0$. Thus, (X, Z, V) is, indeed, an equilibrium point of the NDBWSHCCM. \square

Define the following sets:

$$\mathcal{U}_1 \triangleq \{(0, 0, V) : V \in \mathbb{R}\}$$

$$\mathcal{U}_2 \triangleq \{(X, Z, 0) : X, Z \in \mathbb{R}\}$$

Lemma B.4. *Suppose that the restrictions on the values of the parameters stated above are amended as follows: $\pi_1 \in \mathbb{R}_{>0}$, $\pi_2 \in \mathbb{R}_{>0}$, $\pi_3 \in (-\pi_2, \pi_2)$. Then, $\dot{\mathcal{V}}^{-1}(0) = \mathcal{U}_1 \cup \mathcal{U}_2$ and the largest invariant set that is contained in $\dot{\mathcal{V}}^{-1}(0)$ is \mathcal{E} .*

Proof. Suppose that $(X, Z, V) \in \dot{\mathcal{V}}^{-1}(0)$. Then, $\dot{\mathcal{V}}(X, Z, V) = 0$. From the proof of Lemma B.1,

$$\begin{cases} \pi_1|X|^pV^2 = 0 \\ \alpha_c|Z|^{p+n-1}(\pi_2|Z||V| + \pi_3ZV) = 0 \end{cases}$$

Since $\pi_2 \neq \pi_3$ and $\pi_2 \neq -\pi_3$, $\pi_2|Z||V| + \pi_3ZV = 0$ if and only if either $Z = 0$ or $V = 0$. Thus, either $X = Z = 0$ or $V = 0$. That $\dot{\mathcal{V}}(X, Z, V) = 0$ if either $X = Z = 0$ or $V = 0$ can be verified directly by substitution. Thus, $\dot{\mathcal{V}}^{-1}(0) = \mathcal{U}_1 \cup \mathcal{U}_2$.

Suppose that $\mathbf{X} : \mathbb{R}_{\geq 0} \rightarrow \mathcal{U}_1 \cup \mathcal{U}_2$ is a solution of the NDBWSHCCM starting from the initial condition $\mathbf{X}(0) = \mathbf{Y} \in \mathbb{R}^3$. Suppose that there exists $t \in \mathbb{R}_{\geq 0}$ such that $\mathbf{X}(t) \in \mathcal{U}_1 \cap \mathcal{U}_2 = \{0\}$. Since $0 \in \mathcal{E}$, by the uniqueness of the solutions, $\mathbf{X}(t) = 0$ for all $t \in \mathbb{R}_{\geq 0}$. Thence, $\mathcal{O}_{\mathbf{Y}}^+ = \{0\}$. Note that $\mathcal{U}_1 \setminus \{0\}$ and $\mathcal{U}_2 \setminus \{0\}$ are separated. Thus, since $\mathcal{O}_{\mathbf{Y}}^+$ is connected and $\mathcal{O}_{\mathbf{Y}}^+ \subseteq \mathcal{U}_1 \cup \mathcal{U}_2$, by Lemma A.3, either $\mathcal{O}_{\mathbf{Y}}^+ = \{0\}$ or $\mathcal{O}_{\mathbf{Y}}^+ \subseteq \mathcal{U}_1 \setminus \{0\}$ or $\mathcal{O}_{\mathbf{Y}}^+ \subseteq \mathcal{U}_2 \setminus \{0\}$:

- Case I: $\mathcal{O}_Y^+ = \{0\}$. Then, $\mathcal{O}_Y^+ \subseteq \mathcal{E}$.
- Case II: $\mathcal{O}_Y^+ \subseteq \mathcal{U}_1 \setminus \{0\}$. Note that $X(t) = 0$ for all $t \in \mathbb{R}_{\geq 0}$. Therefore, $\dot{X}(t) = 0$ for all $t \in \mathbb{R}_{\geq 0}$. Fix $t \in \mathbb{R}_{\geq 0}$. Note that $\dot{X}(t) = V(t) \neq 0$. Therefore, a contradiction is reached and $\mathcal{O}_Y^+ \not\subseteq \mathcal{U}_1 \setminus \{0\}$.
- Case III: $\mathcal{O}_Y^+ \subseteq \mathcal{U}_2 \setminus \{0\}$. Thus, $V(t) = 0$ for every $t \in \mathbb{R}_{\geq 0}$. Therefore, $\dot{V}(t) = 0$ for all $t \in \mathbb{R}_{\geq 0}$. Fix $t \in \mathbb{R}_{\geq 0}$. Then, $\dot{V}(t) = -\alpha|X(t)|^{p-1}X(t) - \alpha_c|Z(t)|^{p-1}Z(t) = 0$. Thus, $(X(t), Z(t), V(t)) \in \mathcal{E}$ (see the proof of Proposition B.3). Therefore, by the uniqueness of the solutions, $(X(t), Z(t), V(t)) \in \mathcal{E}$ for all $t \in \mathbb{R}_{\geq 0}$. Thus, $\mathcal{O}_Y^+ \subseteq \mathcal{E}$.

In summary, $\mathcal{O}_Y^+ \subseteq \mathcal{E}$. Thus, the largest invariant set that is contained in $\mathcal{U}_1 \cup \mathcal{U}_2$ is also contained in \mathcal{E} . Since \mathcal{E} is an invariant set, it is also the largest invariant set that is contained in $\mathcal{U}_1 \cup \mathcal{U}_2 = \hat{\mathcal{V}}^{-1}(0)$. \square

Define $\mathcal{S}_X \triangleq \{\mathbf{Y} \in \mathbb{R}^3 : \mathcal{V}(\mathbf{Y}) \leq \mathcal{V}(\mathbf{X})\}$ for all $\mathbf{X} \in \mathbb{R}^3$. Then,

Proposition B.5. *Suppose that the restrictions on the values of the parameters stated above are amended as follows: $\pi_1 \in \mathbb{R}_{>0}$, $\pi_2 \in \mathbb{R}_{>0}$, $\pi_3 \in (-\pi_2, \pi_2)$. Furthermore, suppose that $\mathbf{X} : \mathbb{R}_{\geq 0} \rightarrow \mathbb{R}^3$ is a solution of the NDBWSHCCM. Suppose also that $\mathbf{X}(0) = \mathbf{Y}$. Then, $\mathcal{O}_Y^{+\infty}$ is a nonempty, compact, connected, invariant set such that $\lim_{t \rightarrow +\infty} \mathbf{X}(t) = \mathcal{O}_Y^{+\infty}$ and $\mathcal{O}_Y^{+\infty} \subseteq \mathcal{S}_Y \cap \mathcal{E}$.*

Proof. Note that \mathcal{O}_Y^+ is bounded by Proposition B.2. Thus, $\mathcal{O}_Y^{+\infty}$ is a nonempty, compact, connected, invariant set, and $\lim_{t \rightarrow +\infty} \mathbf{X}(t) = \mathcal{O}_Y^{+\infty}$ (e.g., see Proposition 5.1 in [246] or Theorem 2.41 in [244]). Note that, by Lemma B.4, the largest invariant set contained in $\hat{\mathcal{V}}^{-1}(0)$ is \mathcal{E} . Suppose that \mathcal{P} is the largest invariant set contained in \mathcal{S}_Y . Then, $\mathcal{O}_Y^{+\infty} \subseteq \mathcal{P} \cap \mathcal{E} \subseteq \mathcal{S}_Y \cap \mathcal{E}$ (e.g., see Proposition 5.3 in [246]). \square

Appendix C: Analysis of the NDBWMCM

Consider the NDBWMCM given by Eq. (27). Suppose that the NDBWMCM is parameterized by $\pi_1, \pi_2 \in \mathbb{R}_{>0}$, $\pi_3 \in (-\pi_2, \pi_2)$, $n \in \mathbb{R}_{\geq 1}$, $p \in \mathbb{R}_{\geq 2} \cup \{1\}$, $A \in \mathbb{R}_{>0}$, $\alpha \in (0, 1)$ and $\alpha_c = 1 - \alpha$. $f : \mathbb{R}^4 \rightarrow \mathbb{R}^4$ shall denote the state function associated with the NDBWMCM given by

$$\begin{cases} f_1(\mathbf{X}) \triangleq \alpha\pi_1|Y|^{p-1}Y + \alpha_c\pi_1|Z|^{p-1}Z \\ f_2(\mathbf{X}) \triangleq W \\ f_3(\mathbf{X}) \triangleq A(W - \pi_2|Z|^{n-1}Z|W| - \pi_3|Z|^nW) \\ f_4(\mathbf{X}) \triangleq -\frac{1}{\pi_1}f_1(\mathbf{X}) - \alpha p\pi_1|Y|^{p-1}f_2(\mathbf{X}) - \alpha_c p\pi_1|Z|^{p-1}f_3(\mathbf{X}) \end{cases}$$

for all $\mathbf{X} \triangleq (R, Y, Z, W) \in \mathbb{R}^4$. Let $g : \mathbb{R}^4 \rightarrow \mathbb{R}^2$ denote the output function associated with the NDBWMCM given by

$$\begin{cases} g_1(\mathbf{X}) = R + Y \\ g_2(\mathbf{X}) = \alpha\pi_1|Y|^{p-1}Y + \alpha_c\pi_1|Z|^{p-1}Z + W \end{cases}$$

for all $\mathbf{X} \in \mathbb{R}^4$. Unless stated otherwise, the restrictions on the initial conditions that are stated in the main body of the article will be relaxed to $R(0) = R_0$, $Y(0) = Y_0$, $Z(0) = Z_0$, $W(0) = W_0$ with $R_0, Y_0, Z_0, W_0 \in \mathbb{R}$.

For notational convenience, introduce the abbreviation $Q \triangleq g_2$. Define the Lyapunov candidate $\mathcal{V} : \mathbb{R}^4 \rightarrow \mathbb{R}$ given by

$$\mathcal{V}(\mathbf{X}) \triangleq (R + \pi_1 Q(\mathbf{X}))^2 + \frac{Q(\mathbf{X})^2}{2} + \frac{\alpha}{p+1}|Y|^{p+1} + \frac{\alpha_c}{(p+1)A}|Z|^{p+1}$$

for all $\mathbf{X} \in \mathbb{R}^4$. Note that \mathcal{V} is continuously differentiable, radially unbounded, $\mathcal{V}(0) = 0$, and $\mathcal{V}(\mathbf{X}) > 0$ for all admissible $\mathbf{X} \neq 0$.¹⁶

¹⁶It should be noted that the proof that the Lyapunov candidate for the NDBWMCM is radially unbounded may not appear to be entirely trivial, but it is still a routine exercise in real analysis.

Define $h : \mathbb{R}^4 \rightarrow \mathbb{R}$ as

$$h(\mathbf{X}) \triangleq \alpha|Y|^{p-1}Y + \alpha_c|Z|^{p-1}Z$$

Note that

$$\dot{\mathcal{V}}(\mathbf{X}) = -\pi_1 h(\mathbf{X})^2 - \alpha_c |Z|^{p+n-1} (\pi_2 |Z| |W| + \pi_3 ZW)$$

Then,

Lemma C.1. *Under the restrictions on the values of the parameters stated above, $\dot{\mathcal{V}}(\mathbf{X}) \leq 0$ for all $\mathbf{X} \in \mathbb{R}^4$.*

Proof. Note that $-\pi_1 h(\mathbf{X})^2 \leq 0$ for all $\mathbf{X} \in \mathbb{R}^4$. The remainder of the proof is essentially identical to a part of the proof of Lemma B.1. \square

Proposition C.2. *Under the restrictions on the values of the parameters stated above, there exists a unique solution of the NDBWMCM on any time interval $[0, T)$ with $T \in \mathbb{R}_{>0} \cup \{+\infty\}$ for every initial condition $(R_0, Y_0, Z_0, W_0) \in \mathbb{R}^4$. Furthermore, the solutions and the outputs of the NDBWMCM are equi-bounded.*

Proof. The proof of the global existence, uniqueness, and equi-boundedness of the solutions follow from arguments similar to the ones that were used in the proof of Proposition B.2, taking into account Lemma C.1. The equi-boundedness of the outputs follows from Lemma A.4. \square

Define

$$\mathcal{E} \triangleq \left\{ \left(R, Y, -\left(\frac{\alpha}{\alpha_c}\right)^{\frac{1}{p}} Y, 0 \right) : R, Y \in \mathbb{R} \right\}$$

Then,

Proposition C.3. *Under the restrictions on the values of the parameters stated above, \mathcal{E} is the set of all equilibrium points of the NDBWMCM.*

Proof. Suppose that $(R, Y, Z, W) \in \mathbb{R}^4$ is an equilibrium point of the NDBWMCM. Then, $W = 0$ and $|Z|^{p-1}Z = -(\alpha/\alpha_c)|Y|^{p-1}Y$. Therefore, taking into account the restrictions on the values of the parameters, it can be shown that $Z = -(\alpha/\alpha_c)^{1/p}Y$. Thus, $(R, Y, Z, W) \in \mathcal{E}$. Suppose that $(R, Y, Z, W) \in \mathcal{E}$. Then, $W = 0$ and $Z = -(\alpha/\alpha_c)^{1/p}Y$. Then, it can be verified by substitution that $f(R, Y, Z, W) = 0$. Thus, (R, Y, Z, W) is an equilibrium point of the NDBWMCM. \square

Define the following sets:

$$\mathcal{U}_1 \triangleq \{(R, 0, 0, W) : R, W \in \mathbb{R}\}$$

$$\mathcal{U}_2 \triangleq \left\{ \left(R, Y, -\left(\frac{\alpha}{\alpha_c}\right)^{\frac{1}{p}} Y, 0 \right) : R, Y \in \mathbb{R} \right\} = \mathcal{E}$$

Lemma C.4. *Under the restrictions on the values of the parameters stated above, $\hat{\mathcal{V}}^{-1}(0) = \mathcal{U}_1 \cup \mathcal{U}_2$ and the largest invariant set that is contained in $\hat{\mathcal{V}}^{-1}(0)$ is \mathcal{E} .*

Proof. Suppose that $\dot{\mathcal{V}}(R, Y, Z, W) = 0$. From the proof of Lemma C.1,

$$\begin{cases} \alpha\pi_1|Y|^{p-1}Y + \alpha_c\pi_1|Z|^{p-1}Z = 0 \\ \alpha_c|Z|^{p+n-1}(\pi_2|Z||W| + \pi_3ZW) = 0 \end{cases}$$

Then, by the proof of Proposition C.3, $Z = -(\alpha/\alpha_c)^{1/p}Y$. Thus, either $W = 0$ and $Z = -(\alpha/\alpha_c)^{1/p}Y$ or $Y = Z = 0$. That $\dot{\mathcal{V}}(R, Y, Z, W) = 0$ if either $W = 0$ and $Z = -(\alpha/\alpha_c)^{1/p}Y$ or

$Y = Z = 0$ can be verified directly by substitution. Thence, $\hat{V}^{-1}(0) = \mathcal{U}_1 \cup \mathcal{U}_2$.

Suppose that $\mathbf{X} : \mathbb{R}_{\geq 0} \rightarrow \mathcal{U}_1 \cup \mathcal{U}_2$ is a solution of the NDBWCM starting from the initial condition $\mathbf{X}(0) = \mathbf{Y} \in \mathbb{R}^4$. Suppose that there exists $t \in \mathbb{R}_{\geq 0}$ such that $\mathbf{X}(t) \in \mathcal{U}_1 \cap \mathcal{U}_2$ with $\mathcal{U}_1 \cap \mathcal{U}_2 = \{(R, 0, 0, 0) : R \in \mathbb{R}\}$. Then, obtain $R \in \mathbb{R}$ such that $\mathbf{X}(t) = (R, 0, 0, 0) \triangleq 0_R$. Since $0_R \in \mathcal{E}$, by the uniqueness of the solutions, $\mathbf{X}(t) = 0_R$ for all $t \in \mathbb{R}_{\geq 0}$ or $\mathcal{O}_Y^+ = \{0_R\}$.

Note that $\mathcal{U}_1 \setminus (\mathcal{U}_1 \cap \mathcal{U}_2)$ and $\mathcal{U}_2 \setminus (\mathcal{U}_1 \cap \mathcal{U}_2)$ are separated. Thus, since \mathcal{O}_Y^+ is connected, by Lemma A.3, either $\mathcal{O}_Y^+ \subseteq \mathcal{U}_1 \cap \mathcal{U}_2$ or $\mathcal{O}_Y^+ \subseteq \mathcal{U}_1 \setminus (\mathcal{U}_1 \cap \mathcal{U}_2)$ or $\mathcal{O}_Y^+ \subseteq \mathcal{U}_2 \setminus (\mathcal{U}_1 \cap \mathcal{U}_2)$:

- Case I: $\mathcal{O}_Y^+ = \mathcal{U}_1 \cap \mathcal{U}_2$. Then, $\mathcal{O}_Y^+ \subseteq \mathcal{E}$.
- Case II: $\mathcal{O}_Y^+ \subseteq \mathcal{U}_1 \setminus (\mathcal{U}_1 \cap \mathcal{U}_2)$. Note that $Y(t) = 0$ for all $t \in \mathbb{R}_{\geq 0}$. Therefore, $\dot{Y}(t) = 0$ for all $t \in \mathbb{R}_{\geq 0}$. Fix $t \in \mathbb{R}_{\geq 0}$. Note that $\dot{Y}(t) = W(t) \neq 0$. Therefore, a contradiction is reached and $\mathcal{O}_Y^+ \not\subseteq \mathcal{U}_1 \setminus (\mathcal{U}_1 \cap \mathcal{U}_2)$.
- Case III: $\mathcal{O}_Y^+ \subseteq \mathcal{U}_2 \setminus (\mathcal{U}_1 \cap \mathcal{U}_2)$. Then, $\mathcal{O}_Y^+ \subseteq \mathcal{E}$.

In summary, $\mathcal{O}_Y^+ \subseteq \mathcal{E}$. Thus, the largest invariant set that is contained in $\mathcal{U}_1 \cup \mathcal{U}_2$ is also contained in \mathcal{E} . Since \mathcal{E} is an invariant set, it is also the largest invariant set that is contained in $\mathcal{U}_1 \cup \mathcal{U}_2 = \hat{V}^{-1}(0)$. \square

Define $\mathcal{S}_X \triangleq \{\mathbf{Y} \in \mathbb{R}^4 : \mathcal{V}(\mathbf{Y}) \subseteq \mathcal{V}(\mathbf{X})\}$ for all $\mathbf{X} \in \mathbb{R}^4$. Then,

Proposition C.5. *Suppose that the restrictions on the values of the parameters stated above are in effect. Suppose also that $\mathbf{X} : \mathbb{R}_{\geq 0} \rightarrow \mathbb{R}^4$ is a solution of the NDBWCM. Suppose also that $\mathbf{X}(0) = \mathbf{Y}$. Then, $\mathcal{O}_Y^{+\infty}$ is a nonempty, compact, connected, invariant set such that $\lim_{t \rightarrow +\infty} \mathbf{X}(t) = \mathcal{O}_Y^{+\infty}$ and $\mathcal{O}_Y^{+\infty} \subseteq \mathcal{S}_X \cap \mathcal{E}$.*

Proof. Note that \mathcal{O}_Y^+ is bounded by Proposition C.2. Thus, $\mathcal{O}_Y^{+\infty}$ is a nonempty, compact, connected, invariant set, and $\lim_{t \rightarrow +\infty} \mathbf{X}(t) = \mathcal{O}_Y^{+\infty}$ (e.g, see Proposition 5.1 in [246] or Theorem 2.41 in [244]). Note that, by Lemma C.4, the largest invariant set contained in $\hat{V}^{-1}(0)$ is \mathcal{E} . Suppose that \mathcal{P} is the largest invariant set contained in \mathcal{S}_Y . Then, $\mathcal{O}_Y^{+\infty} \subseteq \mathcal{P} \cap \mathcal{E} \subseteq \mathcal{S}_Y \cap \mathcal{E}$ (e.g., see Proposition 5.3 in [246]). \square

References

- [1] Flores, P., Leine, R., and Glocker, C., 2011, "Modeling and Analysis of Rigid Multibody Systems with Translational Clearance Joints Based on the Nonsmooth Dynamics Approach," *Multibody Dynamics: Computational Methods and Applications*, K. Arzowski, W. Blajer, J. Fraczek, and M. Wojtyra, eds., Vol. 23 of Computational Methods in Applied Sciences, Springer Dordrecht, Dordrecht, Netherlands, pp. 107–130.
- [2] Machado, M., Moreira, P., Flores, P., and Lankarani, H. M., 2012, "Compliant Contact Force Models in Multibody Dynamics: Evolution of the Hertz Contact Theory," *Mechanism and Machine Theory*, **53**, pp. 99–121.
- [3] Panagiotopoulos, P. D., 1985, *Inequality Problems in Mechanics and Applications: Convex and Nonconvex Energy Functions*, Birkhäuser, Boston, MA.
- [4] Pfeiffer, F. and Glocker, C., 2004, *Multibody Dynamics with Unilateral Contacts*, Wiley Series in Nonlinear Science, WILEY-VCH Verlag GmbH & Co. KGaA, Weinheim, Germany.
- [5] Stewart, D. E., 2011, *Dynamics with Inequalities: Impacts and Hard Constraints*, SIAM, Philadelphia, PA.
- [6] Goebel, R., Sanfelice, R. G., and Teel, A. R., 2012, *Hybrid Dynamical Systems: Modeling, Stability, and Robustness*, Princeton University Press, Princeton, NJ.
- [7] Brogliato, B., 2016, *Nonsmooth Mechanics: Models, Dynamics and Control*, 3rd ed., Communications and Control Engineering, Springer International Publishing.
- [8] Sanfelice, R. G., 2021, *Hybrid Feedback Control*, Princeton University Press, Princeton, NJ.
- [9] Terzopoulos, D., Platt, J., Barr, A., and Fleischer, K., 1987, "Elastically Deformable Models," *Proceedings of the 14th annual conference on Computer graphics and interactive techniques*, Association for Computing Machinery, New York, NY, pp. 205–214, doi: 10.1145/37401.37427.
- [10] Platt, J. C. and Barr, A. H., 1988, "Constraint Methods for Flexible Models," *SIGGRAPH '88: Proceedings of the 15th Annual Conference on Computer Graphics and Interactive Techniques*, M. C. Stone, ed., Association for Computing Machinery, New York, NY, pp. 279–288, doi: 10.1145/54852.378524.
- [11] Moore, M. and Wilhelms, J., 1988, "Collision Detection and Response for Computer Animation," *SIGGRAPH '88: Proceedings of the 15th Annual Conference on Computer Graphics and Interactive Techniques*, Association for Computing Machinery, New York, NY, pp. 289–298, doi: 10.1145/54852.378528.

- [12] Roithmayr, C. M. and Hodges, D. H., 2016, *Dynamics: Theory and Application of Kane's Method*, Cambridge University Press, Cambridge, United Kingdom.
- [13] Stronge, W. J., 2018, *Impact Mechanics*, 2nd ed., Cambridge University Press, Cambridge, United Kingdom.
- [14] Ruina, A. and Pratap, R., 2019, *Introduction to Mechanics for Engineers*, Rudra Pratap and Andy Ruina.
- [15] Corral, E., Moreno, R. G., García, M. J. G., and Castejón, C., 2021, "Nonlinear Phenomena of Contact in Multibody Systems Dynamics: A Review," *Nonlinear Dynamics*, **104**(2), pp. 1269–1295.
- [16] Chatterjee, A., 1997, "Rigid Body Collisions: Some General Considerations, New Collision Laws, and Some Experimental Data," Ph. D. thesis, Cornell University, Ithaca, NY.
- [17] Chatterjee, A. and Ruina, A., 1998, "Two Interpretations of Rigidity in Rigid-Body Collisions," *ASME J Appl Mech*, **65**(4), pp. 894–900.
- [18] Gilardi, G. and Sharf, I., 2002, "Literature Survey of Contact Dynamics Modelling," *Mechanism and Machine Theory*, **37**(10), pp. 1213–1239.
- [19] Morro, A. and Giorgi, C., 2023, *Mathematical Modelling of Continuum Physics*, Modeling and Simulation in Science, Engineering and Technology, Springer Nature Switzerland AG, Cham, Switzerland.
- [20] Reiner, M., 1945, "A Classification of Rheological Properties," *Journal of Scientific Instruments*, **22**(7), pp. 127–129.
- [21] Thomson, W., 1865, "On the Elasticity and Viscosity of Metals," *Proceedings of the Royal Society of London*, **14**, pp. 289–297.
- [22] Meyer, O. E., 1874, "Zur Theorie der inneren Reibung," *Journal für die reine und angewandte Mathematik*, **174**(78), pp. 130–135, The reference is based on a translation that was performed using Adobe's PDF to Word conversion tool and <https://stringtranslate.com>.
- [23] Voigt, W., 1890, "Ueber die innere Reibung der festen Körper, insbesondere der Krystalle," *Abhandlungen der Koeniglichen Gesellschaft der Wissenschaften in Goettingen*, **36**, pp. 3–48, The reference is based on a translation that was performed using Adobe's PDF to Word conversion tool and <https://stringtranslate.com>.
- [24] Butcher, E. A. and Segalman, D. J., 2000, "Characterizing Damping and Restitution in Compliant Impacts via Modified K-V and Higher-Order Linear Viscoelastic Models," *ASME J Appl Mech*, **67**(4), pp. 831–834.
- [25] Maxwell, J. C., 1867, "On the Dynamical Theory of Gases," *Philosophical Transactions of the Royal Society of London*, **157**, pp. 49–88.
- [26] Luding, S., 1998, "Collisions & Contacts between Two Particles," *Physics of Dry Granular Media*, H. J. Herrmann, J.-P. Hovi, and S. Luding, eds., Vol. 350 of NATO Science Series E: Applied Sciences, Springer Dordrecht, Dordrecht, Netherlands, pp. 285–304.
- [27] Kruggel-Emden, H., Simsek, E., Rickett, S., Wirtz, S., and Scherer, V., 2007, "Review and Extension of Normal Force Models for the Discrete Element Method," *Powder Technology*, **171**(3), pp. 157–173.
- [28] Seifried, R., Schiehlen, W., and Eberhard, P., 2010, "The Role of the Coefficient of Restitution on Impact Problems in Multi-Body Dynamics," *Proceedings of the Institution of Mechanical Engineers, Part K: Journal of Multi-body Dynamics*, **224**(3), pp. 279–306.
- [29] Brake, M. R., 2013, "The Effect of the Contact Model on the Impact-Vibration Response of Continuous and Discrete Systems," *Journal of Sound and Vibration*, **332**(15), pp. 3849–3878.
- [30] Khulief, Y. A., 2013, "Modeling of Impact in Multibody Systems: An Overview," *ASME J Comput Nonlin Dyn*, **8**(2), p. 021012.
- [31] Thornton, C., Cummins, S. J., and Cleary, P. W., 2013, "An Investigation of the Comparative Behaviour of Alternative Contact Force Models During Inelastic Collisions," *Powder Technology*, **233**, pp. 30–46.
- [32] Alves, J., Peixinho, N., da Silva, M. T., Flores, P., and Lankarani, H. M., 2015, "A Comparative Study of the Viscoelastic Constitutive Models for Frictionless Contact Interfaces in Solids," *Mechanism and Machine Theory*, **85**, pp. 172–188.
- [33] Ahmad, M., Ismail, K. A., and Mat, F., 2016, "Impact Models and Coefficient of Restitution: A Review," *ARNP Journal of Engineering and Applied Sciences*, **11**(10), pp. 6549–6555.
- [34] Banerjee, A., Chanda, A., and Das, R., 2017, "Historical Origin and Recent Development on Normal Directional Impact Models for Rigid Body Contact Simulation: A Critical Review," *Archives of Computational Methods in Engineering*, **24**(2), pp. 397–422.
- [35] Skrinjar, L., Slavič, J., and Boltežar, M., 2018, "A Review of Continuous Contact-Force Models in Multibody Dynamics," *International Journal of Mechanical Sciences*, **145**, pp. 171–187.
- [36] Rodrigues Da Silva, M., Marques, F., Tavares Da Silva, M., and Flores, P., 2022, "A Compendium of Contact Force Models Inspired by Hunt and Crossley's Cornerstone Work," *Mechanism and Machine Theory*, **167**, p. 104501.
- [37] Wang, G., Ma, D., Liu, Y., and Liu, C., 2022, "Research Progress of Contact Force Models in the Collision Mechanics of Multibody System," *Chinese Journal of Theoretical and Applied Mechanics*, **54**(12), pp. 3239–3266.
- [38] Wang, D., de Boer, G., Neville, A., and Ghanbarzadeh, A., 2022, "A Review on Modelling of Viscoelastic Contact Problems," *Lubricants*, **10**(12), p. 358.
- [39] Flores, P., Ambrósio, J., and Lankarani, H. M., 2023, "Contact-Impact Events With Friction in Multibody Dynamics: Back to Basics," *Mechanism and Machine Theory*, **184**, p. 105305.
- [40] Ding, S., Hu, Y., Jian, B., Zhang, Y., Xia, R., and Hu, G., 2024, "A Review and Comparative Analysis of Normal Contact Force Models for Viscoelastic Particles," *International Journal of Impact Engineering*, **189**, p. 104968.
- [41] Hooke, R., 1678, *De Potentia Restitutiva, or of Spring. Explaining the Power of Springing Bodies.*, Printed for John Martyn Printer to the Royal Society, London, Kingdom of England.

- [42] Hertz, H. R., 1881, "Über die Berührung fester elastischer Körper," *Journal für die reine und angewandte Mathematik*, **92**, pp. 156–171. The reference is based on a translation that was performed using Adobe's PDF to Word conversion tool and <https://stringtranslate.com>.
- [43] Hertz, H. R., 1882, "Über die Berührung fester elastischer Körper und über die Härte," *Verhandlungen des Vereins zur Beförderung des Gewerbefleißes*, Berlin: Verein zur Beförderung des Gewerbefleißes, pp. 449–463. The reference is based on a translation that was performed using Adobe's PDF to Word conversion tool and <https://stringtranslate.com>.
- [44] Goldsmith, W., 1960, *Impact: the Theory and Physical Behaviour of Colliding Solids*, Edward Arnold, London, United Kingdom.
- [45] Dubowsky, S. and Freudenstein, F., 1971, "Dynamic Analysis of Mechanical Systems With Clearances. Part 2: Dynamic Response," *ASME Journal of Engineering for Industry*, **93**(1), pp. 310–316.
- [46] Dubowsky, S. and Freudenstein, F., 1971, "Dynamic Analysis of Mechanical Systems With Clearances. Part 1: Formation of Dynamic Model," *ASME Journal of Engineering for Industry*, **93**(1), pp. 305–309.
- [47] Hunt, K. H. and Crossley, F. R. E., 1975, "Coefficient of Restitution Interpreted as Damping in Vibroimpact," *ASME J Appl Mech*, **42**(2), pp. 440–445.
- [48] Johnson, K. L., 1985, *Contact Mechanics*, Cambridge University Press, Cambridge, United Kingdom.
- [49] Argatov, I. L., 2013, "Mathematical Modeling of Linear Viscoelastic Impact: Application to Drop Impact Testing of Articular Cartilage," *Tribology International*, **63**, pp. 213–225.
- [50] Poynting, J. H. and Thomson, J. J., 1902, *A Text-Book of Physics: Properties of Matter*, Charles Griffin and Company, London, United Kingdom of Great Britain and Ireland.
- [51] Jeffreys, H., 1917, "The Viscosity of the Earth (Third Paper)," *Monthly Notices of the Royal Astronomical Society*, **77**, pp. 449–456.
- [52] Ishlinsky, A. Y., 1940, "Vibrations of a Rod in the Presence of a Linear Law of Aftereffect and Relaxation," *Journal of Applied Mathematics and Mechanics*, **4**(1), pp. 79–92.
- [53] Zener, C., 1948, *Elasticity and Anelasticity of Metals*, University of Chicago Press, Chicago, IL.
- [54] Mills, J. K. and Nguyen, C. V., 1992, "Robotic Manipulator Collisions: Modeling and Simulation," *ASME J Dyn Syst Meas Contr*, **114**(4), pp. 650–659.
- [55] Veluswami, M. A., Crossley, F. R. E., and Horvay, G., 1975, "Multiple Impacts of a Ball Between Two Plates. Part 2: Mathematical Modelling," *ASME Journal of Engineering for Industry*, **97**(3), pp. 828–835.
- [56] Veluswami, M. A. and Crossley, F. R. E., 1975, "Multiple Impacts of a Ball Between Two Plates. Part 1: Some Experimental Observations," *ASME Journal of Engineering for Industry*, **97**(3), pp. 820–827.
- [57] Herbert, R. G. and McWhannell, D. C., 1977, "Shape and Frequency Composition of Pulses From an Impact Pair," *ASME Journal of Engineering for Industry*, **99**(3), pp. 513–518.
- [58] Lee, T. W. and Wang, A. C., 1983, "On The Dynamics of Intermittent-Motion Mechanisms. Part I. Dynamic Model and Response," *Journal of Mechanisms, Transmissions, and Automation in Design*, **105**(3), pp. 534–540.
- [59] Lankarani, H. M. and Nikraves, P. E., 1990, "A Contact Force Model With Hysteresis Damping for Impact Analysis of Multibody Systems," *Journal of Mechanical Design*, **112**(3), pp. 369–376.
- [60] Lankarani, H. M. and Nikraves, P. E., 1994, "Continuous Contact Force Models for Impact Analysis in Multibody Systems," *Nonlinear Dynamics*, **5**(2), pp. 193–207.
- [61] Stoianovici, D. and Hurmuzlu, Y., 1996, "A Critical Study of the Applicability of Rigid-Body Collision Theory," *ASME J Appl Mech*, **63**(2), pp. 307–316.
- [62] Marhefka, D. W. and Orin, D. E., 1999, "A Compliant Contact Model With Nonlinear Damping for Simulation of Robotic Systems," *IEEE Transactions on Systems, Man, and Cybernetics - Part A: Systems and Humans*, **29**(6), pp. 566–572.
- [63] Gonthier, Y., McPhee, J., Lange, C., and Piedbœuf, J.-C., 2004, "A Regularized Contact Model With Asymmetric Damping and Dwell-Time Dependent Friction," *Multibody System Dynamics*, **11**(3), pp. 209–233.
- [64] Zhang, Y. and Sharf, I., 2004, "Compliant Force Modelling for Impact Analysis," *ASME 2004 International Design Engineering Technical Conferences and Computers and Information in Engineering Conference*, ASMEDC, Salt Lake City, United States, pp. 595–601, doi: [10.1115/DETC2004-57220](https://doi.org/10.1115/DETC2004-57220).
- [65] Zhiying, Q. and Qishao, L., 2006, "Analysis of Impact Process Model Based on Restitution Coefficient," *Journal of Dynamics and Control*, **4**(4), pp. 294–298.
- [66] Ye, K., Li, L., and Zhu, H., 2009, "A Note on the Hertz Contact Model With Nonlinear Damping for Pounding Simulation," *Earthquake Engineering and Structural Dynamics*, **38**(9), pp. 1135–1142.
- [67] Hu, G., Hu, Z., Jian, B., Liu, L., and Wan, H., 2011, "On the Determination of the Damping Coefficient of Non-Linear Spring-Dashpot System to Model Hertz Contact for Simulation by Discrete Element Method," *Journal of Computers*, **6**(5), pp. 984–988.
- [68] Flores, P., Machado, M., Silva, M. T., and Martins, J. M., 2011, "On the Continuous Contact Force Models for Soft Materials in Multibody Dynamics," *Multibody System Dynamics*, **25**(3), pp. 357–375.
- [69] Gharib, M. and Hurmuzlu, Y., 2012, "A New Contact Force Model for Low Coefficient of Restitution Impact," *ASME J Appl Mech*, **79**(6), p. 064506.
- [70] Khatiwada, S., Chowh, N., and Butterworth, J. W., 2014, "A Generic Structural Pounding Model Using Numerically Exact Displacement Proportional Damping," *Engineering Structures*, **62-63**, pp. 33–41.
- [71] Jacobs, D. A. and Waldron, K. J., 2015, "Modeling Inelastic Collisions With the Hunt–Crossley Model Using the Energetic Coefficient of Restitution," *ASME J Comput Nonlin Dyn*, **10**(021001).
- [72] Hu, S. and Guo, X., 2015, "A Dissipative Contact Force Model for Impact Analysis in Multibody Dynamics," *Multibody System Dynamics*, **35**(2), pp. 131–151.
- [73] Wang, X., Ji, X., Wang, L., Wang, D., and Han, B., 2018, "Modeling and Simulation of an Improved Impact Force Model for Mechanical System," Atlantis Press, pp. 34–38, doi: [10.2991/mmsa-18.2018.9](https://doi.org/10.2991/mmsa-18.2018.9).
- [74] Carvalho, A. S. and Martins, J. M., 2019, "Exact Restitution and Generalizations for the Hunt–Crossley Contact Model," *Mechanism and Machine Theory*, **139**, pp. 174–194.
- [75] Sherif, H. A. and Almfufi, F. A., 2019, "Models for Materials Damping, Loss Factor, and Coefficient of Restitution," *Journal of Engineering Materials and Technology*, **142**(011006).
- [76] Safaeifar, H. and Farshidianfar, A., 2020, "A New Model of the Contact Force for the Collision Between Two Solid Bodies," *Multibody System Dynamics*, **50**(3), pp. 233–257.
- [77] Yu, J., Chu, J., Li, Y., and Guan, L., 2020, "An Improved Compliant Contact Force Model Using a Piecewise Function for Impact Analysis in Multibody Dynamics," *Proceedings of the Institution of Mechanical Engineers, Part K: Journal of Multi-body Dynamics*, **234**(2), pp. 424–432.
- [78] Zhang, J., Li, W., Zhao, L., and He, G., 2020, "A Continuous Contact Force Model for Impact Analysis in Multibody Dynamics," *Mechanism and Machine Theory*, **153**, p. 103946.
- [79] Zhao, P., Liu, J., Li, Y., and Wu, C., 2021, "A Spring-Damping Contact Force Model Considering Normal Friction for Impact Analysis," *Nonlinear Dynamics*, **105**(2), pp. 1437–1457.
- [80] Wang, G., Liu, C., and Liu, Y., 2022, "Energy Dissipation Analysis for Elastoplastic Contact and Dynamic Dashpot Models," *International Journal of Mechanical Sciences*, **221**, p. 107214.
- [81] Ramaswamy, D. A., 2023, "Continuous Contact Force Modeling: Theoretical Formulation of Model Parameters for the Simulation of Arbitrary Compliant Impacts," Master's thesis, University of Colorado, Boulder, CO.
- [82] Tan, H., Li, L., Huang, Q., Jiang, Z., Li, Q., Zhang, Y., and Yu, D., 2023, "Influence of Two Kinds of Clearance Joints on the Dynamics of Planar Mechanical System Based on a Modified Contact Force Model," *Scientific Reports*, **13**(1), p. 20569.
- [83] Sheikh Azqandi, M. and Safaeifar, H., 2024, "Optimal Model of the Contact Force for the Collision Between Two Solid Bodies by ICACO," *International Journal of Optimization in Civil Engineering*, **14**(1), pp. 17–35.
- [84] Tataru, Y. and Moriwaki, N., 1982, "Study on Impact of Equivalent Two Bodies (Coefficients of Restitution of Spheres of Brass, Lead, Glass, Porcelain and Agate, and the Material Properties)," *Bulletin of JSME*, **25**(202), pp. 631–637.
- [85] Kuwabara, G. and Kono, K., 1987, "Restitution Coefficient in a Collision Between Two Spheres," *Japanese Journal of Applied Physics*, **26**(8R), p. 1230.
- [86] Ristow, G. H., 1992, "Simulating Granular Flow With Molecular Dynamics," *Journal de Physique I*, **2**(5), pp. 649–662.
- [87] Tsuji, Y., Tanaka, T., and Ishida, T., 1992, "Lagrangian Numerical Simulation of Plug Flow of Cohesionless Particles in a Horizontal Pipe," *Powder Technology*, **71**(3), pp. 239–250.
- [88] Lee, J. and Herrmann, H. J., 1993, "Angle of Repose and Angle of Marginal Stability: Molecular Dynamics of Granular Particles," *Journal of Physics A: Mathematical and General*, **26**(2), pp. 373–383.
- [89] Luding, S., Clément, E., Blumen, A., Rajchenbach, J., and Duran, J., 1994, "Anomalous Energy Dissipation in Molecular-Dynamics Simulations of Grains: The "Detachment" Effect," *Physical Review E*, **50**(5), pp. 4113–4122.
- [90] Hertzsch, J.-M., Spahn, F., and Brilliantov, N. V., 1995, "On Low-Velocity Collisions of Viscoelastic Particles," *Journal de Physique II*, **5**(11), pp. 1725–1738.
- [91] Schäfer, J., Dippel, S., and Wolf, D. E., 1996, "Force Schemes in Simulations of Granular Materials," *Journal de Physique I*, **6**(1), pp. 5–20.
- [92] Brilliantov, N. V., Spahn, F., Hertzsch, J.-M., and Pöschel, T., 1996, "The Collision of Particles in Granular Systems," *Physica A: Statistical Mechanics and its Applications*, **231**(4), pp. 417–424.
- [93] Brilliantov, N. V., Spahn, F., Hertzsch, J.-M., and Pöschel, T., 1996, "Model for Collisions in Granular Gases," *Physical Review E*, **53**(5), pp. 5382–5392.
- [94] Morgado, W. A. M. and Oppenheim, I., 1997, "Energy Dissipation for Quasielastic Granular Particle Collisions," *Physical Review E*, **55**(2), pp. 1940–1945.
- [95] Falcon, E., Laroche, C., Fauve, S., and Coste, C., 1998, "Behavior of One Inelastic Ball Bouncing Repeatedly off the Ground," *The European Physical Journal B - Condensed Matter and Complex Systems*, **3**(1), pp. 45–57.
- [96] Schwager, T. and Pöschel, T., 1998, "Coefficient of Normal Restitution of Viscous Particles and Cooling Rate of Granular Gases," *Physical Review E*, **57**(1), pp. 650–654.
- [97] Wang, S. and Gao, P., 2023, "Development of a Contact Force Model Suited for Spherical Contact Event," *Actuators*, **12**(2), p. 89.
- [98] Jankowski, R., 2005, "Non-linear Viscoelastic Modelling of Earthquake-Induced Structural Pounding," *Earthquake Engineering & Structural Dynamics*, **34**(6), pp. 595–611.
- [99] Jankowski, R., 2006, "Analytical Expression Between the Impact Damping Ratio and the Coefficient of Restitution in the Non-Linear Viscoelastic Model of Structural Pounding," *Earthquake Engineering & Structural Dynamics*, **35**(4), pp. 517–524.
- [100] Bordbar, M. H. and Hyppänen, T., 2007, "Modeling of Binary Collision between Multisize Viscoelastic Spheres," *Journal of Numerical Analysis, Industrial and Applied Mathematics*, **2**(3-4), pp. 115–128.

- [101] Schwager, T. and Pöschel, T., 2008, "Coefficient of Restitution for Viscoelastic Spheres: The Effect of Delayed Recovery," *Physical Review E*, **78**(5), p. 051304.
- [102] Choi, J., Ryu, H. S., Kim, C. W., and Choi, J. H., 2010, "An Efficient and Robust Contact Algorithm for a Compliant Contact Force Model Between Bodies of Complex Geometry," *Multibody System Dynamics*, **23**(1), pp. 99–120.
- [103] Mahmoud, S. and Jankowski, R., 2011, "Modified Linear Viscoelastic Model of Earthquake-Induced Structural Pounding," *Iranian Journal of Science and Technology, Transactions of Civil and Environmental Engineering*, **35**(1), pp. 51–62.
- [104] Müller, P. and Pöschel, T., 2011, "Collision of Viscoelastic Spheres: Compact Expressions for the Coefficient of Normal Restitution," *Physical Review E*, **84**(2), p. 021302.
- [105] Roy, A. and Carretero, J. A., 2012, "A Damping Term Based on Material Properties for the Volume-Based Contact Dynamics Model," *International Journal of Non-Linear Mechanics*, **47**(3), pp. 103–112.
- [106] Zheng, Q. J., Zhu, H. P., and Yu, A. B., 2012, "Finite Element Analysis of the Contact Forces Between a Viscoelastic Sphere and Rigid Plane," *Powder Technology*, **226**, pp. 130–142.
- [107] Alizadeh, E., Bertrand, F., and Chaouki, J., 2013, "Development of a Granular Normal Contact Force Model Based on a Non-Newtonian Liquid Filled Dashpot," *Powder Technology*, **237**, pp. 202–212.
- [108] Azad, M. and Featherstone, R., 2014, "A New Nonlinear Model of Contact Normal Force," *IEEE Transactions on Robotics*, **30**(3), pp. 736–739.
- [109] Brilliantov, N. V., Pimenova, A. V., and Goldobin, D. S., 2015, "A Dissipative Force Between Colliding Viscoelastic Bodies: Rigorous Approach," *Europhysics Letters*, **109**(1), p. 14005.
- [110] Goldobin, D. S., Susloparov, E. A., Pimenova, A. V., and Brilliantov, N. V., 2015, "Collision of Viscoelastic Bodies: Rigorous Derivation of Dissipative Force," *The European Physical Journal E*, **38**(6), p. 55.
- [111] Wang, W., Hua, X., Wang, X., Chen, Z., and Song, G., 2017, "Advanced Impact Force Model for Low-Speed Pounding Between Viscoelastic Materials and Steel," *Journal of Engineering Mechanics*, **143**(12), p. 04017139.
- [112] Kaviani Rad, H. and Nejat Pishkenari, H., 2018, "Frictional Viscoelastic Based Model for Spherical Particles Collision," *Granular Matter*, **20**(4), p. 62.
- [113] Wang, X., Zhang, Y., Ji, X., Ma, S., and Tong, R., 2019, "A Contact-Impact Force Model Based on Variable Recovery Coefficient," *Journal of Vibration and Shock*, **38**(5), pp. 198–202.
- [114] Poursina, M. and Nikravesh, P. E., 2020, "Optimal Damping Coefficient for a Class of Continuous Contact Models," *Multibody System Dynamics*, **50**(2), pp. 169–188.
- [115] Poursina, M. and Nikravesh, P. E., 2020, "Characterization of the Optimal Damping Coefficient in the Continuous Contact Model," *ASME J Comput Nonlin Dyn*, **15**(091005).
- [116] Wang, G. and Liu, C., 2020, "Further Investigation on Improved Viscoelastic Contact Force Model Extended Based on Hertz's Law in Multibody System," *Mechanism and Machine Theory*, **153**, p. 103986.
- [117] Jia, Y. and Chen, X., 2022, "Application of a New Conformal Contact Force Model to Nonlinear Dynamic Behavior Analysis of Parallel Robot With Spherical Clearance Joints," *Nonlinear Dynamics*, **108**(3), pp. 2161–2191.
- [118] Zhang, J., Liang, X., Zhang, Z., Feng, G., Zhao, Q., Zhao, L., and He, G., 2022, "A Continuous Contact Force Model for Impact Analysis," *Mechanical Systems and Signal Processing*, **168**, p. 108739.
- [119] Zhang, J., Fang, M., Zhao, L., Zhao, Q., Liang, X., and He, G., 2022, "A Continuous Contact Force Model for the Impact Analysis of Hard and Soft Materials," *Mechanism and Machine Theory*, **177**, p. 105065.
- [120] Nikravesh, P. E. and Poursina, M., 2023, "Determination of Effective Mass for Continuous Contact Models in Multibody Dynamics," *Multibody System Dynamics*, **58**(3), pp. 253–273.
- [121] Poursina, M. and Nikravesh, P. E., 2024, "A New Model With Uniform Damping Force for Frictionless Impacts With Non-Permanent Deformation at the Time of Separation," *Multibody System Dynamics*.
- [122] Wang, G., Jia, W., Cheng, F., and Flores, P., 2024, "An Enhanced Contact Force Model With Accurate Evaluation of the Energy Dissipation During Contact-Impact Events in Dynamical Systems," *Applied Mathematical Modelling*, **135**, pp. 51–72.
- [123] Zhang, Y., Ding, Y., and Xu, G., 2024, "A Continuous Contact-Force Model for the Impact Analysis of Viscoelastic Materials With Elastic Aftereffect," *Multibody System Dynamics*, **61**(3), pp. 435–451.
- [124] Khusid, B. M., 1986, "Collision of Polymer Particle With Rigid Barrier," *Journal of Engineering Physics*, **51**, pp. 1387–1393.
- [125] Atanackovic, T. M. and Spasic, D. T., 2004, "On Viscoelastic Compliant Contact-Impact Models," *ASME J Appl Mech*, **71**(1), pp. 134–138.
- [126] Zbiciak, A. and Kozyra, Z., 2015, "Dynamic Analysis of a Soft-Contact Problem Using Viscoelastic and Fractional-Elastic Rheological Models," *Archives of Civil and Mechanical Engineering*, **15**(1), pp. 286–291.
- [127] Argatov, I. I., Selyutina, N. S., and Mishuris, G. S., 2016, "Impact Problem for the Quasi-Linear Viscoelastic Standard Solid Model," *The Journal of Strain Analysis for Engineering Design*, **51**(4), pp. 294–303.
- [128] Jian, B., Hu, G. M., Fang, Z. Q., Zhou, H. J., and Xia, R., 2019, "A Normal Contact Force Approach for Viscoelastic Spheres of the Same Material," *Powder Technology*, **350**, pp. 51–61.
- [129] Askari, E., 2021, "Mathematical Models for Characterizing Non-Hertzian Contacts," *Applied Mathematical Modelling*, **90**, pp. 432–447.
- [130] Argatov, I., 2024, "Viscoelastic Hertzian Impact," *Lubricants*, **12**(6), p. 193.
- [131] Ding, S., Hu, Y., Jian, B., Zhang, Y., Su, L., Xia, R., and Hu, G., 2024, "Approximate Contact Force Model for Viscoelastic Materials Based on Generalized Maxwell Model," *International Journal of Solids and Structures*, **289**, p. 112645.
- [132] Tresca, H. E., 1869, *Mémoire sur l'écoulement des corps solides*, Imprimerie Impériale, Paris, France, The reference is based on a translation that was performed using Adobe's PDF to Word conversion tool and <https://stringtranslate.com>.
- [133] Saint-Venant, D., 1871, "Mémoire sur l'établissement des équations différentielles des mouvements intérieurs opérés dans les corps solides ductiles au delà des limites où l'élasticité pourrait les ramener à leur premier état." *Journal de Mathématiques Pures et Appliquées*, **16**, pp. 308–316, The reference is based on a translation that was performed using Adobe's PDF to Word conversion tool and <https://stringtranslate.com>.
- [134] Crook, A. W., 1952, "A Study of Some Impacts Between Metal Bodies by a Piezo-Electric Method," *Proceedings of the Royal Society of London. Series A. Mathematical and Physical Sciences*, **212**(1110), pp. 377–390, Publisher: Royal Society.
- [135] Barnhart, K. E., 1955, "Transverse Impact on Elastically Supported Beams," Ph.D. thesis, University of California, Berkeley, Berkeley, CA.
- [136] Barnhart, K. E. and Goldsmith, W., 1957, "Stresses in Beams During Transverse Impact," *ASME J Appl Mech*, **24**(3), pp. 440–446.
- [137] Walton, O. R. and Braun, R. L., 1986, "Viscosity, Granular-Temperature, and Stress Calculations for Shearing Assemblies of Inelastic, Frictional Disks," *Journal of Rheology*, **30**(5), pp. 949–980.
- [138] Biryukov, D. G. and Kadomtsev, I. G., 2002, "Dynamic Elastoplastic Interaction Between an Impactor and a Spherical Shell," *Journal of Applied Mechanics and Technical Physics*, **43**(5), pp. 777–781.
- [139] Andrews, J., 1930, "Theory of Collision of Spheres of Soft Metals," *The London, Edinburgh, and Dublin Philosophical Magazine and Journal of Science*, **9**(58), pp. 593–610.
- [140] Tabor, D., 1948, "A Simple Theory of Static and Dynamic Hardness," *Proceedings of the Royal Society of London. Series A. Mathematical and Physical Sciences*, **192**(1029), pp. 247–274.
- [141] Tabor, D., 1951, *The Hardness of Metals*, Monographs on the Physics and Chemistry of Materials, Oxford University Press, Oxford, United Kingdom.
- [142] Chang, W.-R. and Ling, F. F., 1992, "Normal Impact Model of Rough Surfaces," *ASME J Tribol*, **114**(3), pp. 439–447.
- [143] Ning, Z. and Thornton, C., 1993, "Elastic-Plastic Impact of Fine Particles With a Surface," *Powders and Grains*, **93**, pp. 33–38.
- [144] Sadd, M. H., Tai, Q., and Shukla, A., 1993, "Contact Law Effects on Wave Propagation in Particulate Materials Using Distinct Element Modeling," *International Journal of Non-Linear Mechanics*, **28**(2), pp. 251–265.
- [145] Yigit, A. S. and Christoforou, A. P., 1994, "On the Impact of a Spherical Indenter and an Elastic-Plastic Transversely Isotropic Half-Space," *Composites Engineering*, **4**(11), pp. 1143–1152.
- [146] Yigit, A. S., 1995, "On the Use of an Elastic-Plastic Contact Law for the Impact of a Single Flexible Link," *ASME J Dyn Syst Meas Contr*, **117**(4), pp. 527–533.
- [147] Thornton, C., 1997, "Coefficient of Restitution for Collinear Collisions of Elastic-Perfectly Plastic Spheres," *ASME J Appl Mech*, **64**(2), pp. 383–386.
- [148] Vu-Quoc, L. and Zhang, X., 1999, "An Elastoplastic Contact Force-Displacement Model in the Normal Direction: Displacement-Driven Version," *Proceedings of the Royal Society of London. Series A: Mathematical, Physical and Engineering Sciences*, **455**(1991), pp. 4013–4044.
- [149] Zhao, Y., Maietta, D. M., and Chang, L., 1999, "An Asperity Microcontact Model Incorporating the Transition From Elastic Deformation to Fully Plastic Flow," *ASME J Tribol*, **122**(1), pp. 86–93.
- [150] Stronge, W., 2000, "Contact Problems for Elasto-Plastic Impact in Multi-Body Systems," *Impacts in Mechanical Systems*, R. Beig, J. Ehlers, U. Frisch, K. Hepp, W. Hillebrandt, D. Imboden, R. L. Jaffe, R. Kippenhahn, R. Lipowsky, H. V. Löhneysen, I. Ojima, H. A. Weidenmüller, J. Wess, J. Zitzartz, and B. Brogliato, eds., Vol. 551, Springer, Berlin/Heidelberg, Germany, pp. 189–234.
- [151] Li, L.-Y., Wu, C.-Y., and Thornton, C., 2001, "A Theoretical Model for the Contact of Elastoplastic Bodies," *Proceedings of the Institution of Mechanical Engineers, Part C: Journal of Mechanical Engineering Science*, **216**(4), pp. 421–431.
- [152] Etsion, I., Kligerman, Y., and Kadin, Y., 2005, "Unloading of an Elastic-Plastic Loaded Spherical Contact," *International Journal of Solids and Structures*, **42**(13), pp. 3716–3729.
- [153] Weir, G. and Tallon, S., 2005, "The Coefficient of Restitution for Normal Incident, Low Velocity Particle Impacts," *Chemical Engineering Science*, **60**(13), pp. 3637–3647.
- [154] Mangwandi, C., Cheong, Y. S., Adams, M. J., Hounslow, M. J., and Salman, A. D., 2007, "The Coefficient of Restitution of Different Representative Types of Granules," *Chemical Engineering Science*, **62**(1), pp. 437–450.
- [155] Luding, S., 2008, "Cohesive, Frictional Powders: Contact Models for Tension," *Granular Matter*, **10**(4), pp. 235–246.
- [156] Du, Y. and Wang, S., 2009, "Energy Dissipation in Normal Elastoplastic Impact Between Two Spheres," *ASME J Appl Mech*, **76**(061010).
- [157] Antonyuk, S., Heinrich, S., Tomas, J., Deen, N. G., van Buijtenen, M. S., and Kuipers, J. A. M., 2010, "Energy Absorption During Compression and Impact of Dry Elastic-Plastic Spherical Granules," *Granular Matter*, **12**(1), pp. 15–47.
- [158] Jackson, R. L., Green, I., and Marghitu, D. B., 2010, "Predicting the Coefficient of Restitution of Impacting Elastic-Perfectly Plastic Spheres," *Nonlinear Dynamics*, **60**(3), pp. 217–229.

- [159] Brake, M. R., 2012, "An Analytical Elastic-Perfectly Plastic Contact Model," *International Journal of Solids and Structures*, **49**(22), pp. 3129–3141.
- [160] Brake, M. R. W., 2015, "An Analytical Elastic Plastic Contact Model With Strain Hardening and Frictional Effects for Normal and Oblique Impacts," *International Journal of Solids and Structures*, **62**, pp. 104–123.
- [161] Ma, D. and Liu, C., 2015, "Contact Law and Coefficient of Restitution in Elastoplastic Spheres," *ASME J Appl Mech*, **82**(121006).
- [162] Ghaednia, H., Pope, S. A., Jackson, R. L., and Marghitu, D. B., 2016, "A Comprehensive Study of the Elasto-Plastic Contact of a Sphere and a Flat," *Tribology International*, **93**, pp. 78–90.
- [163] Mukhopadhyay, S., Das, P. K., and Abani, N., 2023, "A Theoretical Model to Predict Normal Contact Characteristics for Elasto-Plastic Collisions," *Granular Matter*, **25**(2), p. 20.
- [164] Storakers, B. and Larsson, J., 2000, "On Elastic Impact and Dynamic Hardness," *Archives of Mechanics*, **52**(4-5), pp. 779–798.
- [165] Tomas, J., 2000, "Particle Adhesion Fundamentals and Bulk Powder Consolidation," *KONA Powder and Particle Journal*, **18**, pp. 157–169.
- [166] Ismail, K. A. and Stronge, W. J., 2008, "Impact of Viscoplastic Bodies: Dissipation and Restitution," *ASME J Appl Mech*, **75**(6), p. 061011.
- [167] Yigit, A. S., Christoforou, A. P., and Majeed, M. A., 2011, "A Nonlinear Visco-Elastoplastic Impact Model and the Coefficient of Restitution," *Nonlinear Dynamics*, **66**(4), pp. 509–521.
- [168] Burgoyne, H. A. and Daraio, C., 2014, "Strain-Rate-Dependent Model for the Dynamic Compression of Elastoplastic Spheres," *Physical Review E*, **89**(3), p. 032203.
- [169] Christoforou, A. P. and Yigit, A. S., 2016, "Inelastic Impact and the Coefficient of Restitution," *Journal of Engineering Research*, **4**(4).
- [170] Ahmad, M., Ismail, K. A., Mat, F., and Stronge, W. J., 2016, "Improved Model for Impact of Viscoplastic Bodies," *Key Engineering Materials*, **715**, pp. 180–185.
- [171] Borovin, G. K. and Lapshin, V. V., 2019, "Nonlinear Visco-Elastic-Plastic Model of Impact," *Journal of Physics: Conference Series*, **1301**(1), p. 012004.
- [172] Wang, G., Faes, M. G. R., Cheng, F., Shi, T., and Gao, P., 2022, "Extension of Dashpot Model With Elastoplastic Deformation and Rough Surface in Impact Behavior," *Chaos, Solitons & Fractals*, **162**, p. 112402.
- [173] Wang, G., Ma, D., Liu, C., and Liu, Y., 2023, "Development of a Compliant Dashpot Model With Nonlinear and Linear Behaviors for the Contact of Multi-body Systems," *Mechanical Systems and Signal Processing*, **185**, p. 109785.
- [174] Kikuuwe, R. and Fujimoto, H., 2007, "Incorporating Geometric Algorithms in Impedance- and Admittance-Type Haptic Rendering," *Second Joint EuroHaptics Conference and Symposium on Haptic Interfaces for Virtual Environment and Teleoperator Systems (WHC'07)*, IEEE, Tsukuba, Japan, pp. 249–254, doi: [10.1109/WHC.2007.75](https://doi.org/10.1109/WHC.2007.75).
- [175] Xiong, X., Kikuuwe, R., and Yamamoto, M., 2013, "A Differential Algebraic Method to Approximate Nonsmooth Mechanical Systems by Ordinary Differential Equations," *Journal of Applied Mathematics*, **2013**, pp. 1–13.
- [176] Xiong, X., Kikuuwe, R., and Yamamoto, M., 2014, "A Contact Force Model With Nonlinear Compliance and Residual Indentation," *ASME J Appl Mech*, **81**(2), p. 021003.
- [177] Boltzmann, L., 1874, "Theorie der elastischen Nachwirkung," *Sitzungsberichte der Kaiserlichen Akademie der Wissenschaften. Mathematisch-Naturwissenschaftliche Classe. Abt. 2, Mathematik, Physik, Chemie, Mechanik, Meteorologie und Astronomie.*, Vol. 70, pp. 275–306, The reference is based on a translation that was performed using Adobe's PDF to Word conversion tool and <https://stringtranslate.com>.
- [178] Schwedoff, T., 1889, "Recherches expérimentales sur la cohésion des liquides," *Journal de Physique Théorique et Appliquée*, **8**(1), pp. 341–359, The reference is based on a translation that was performed using Adobe's PDF to Word conversion tool and <https://stringtranslate.com>.
- [179] Bingham, E. C., 1922, *Fluidity and Plasticity*, McGraw-Hill Book Company, New York, NY.
- [180] Masing, G., 1926, "Eigenspannungen und Verfestigung Beim Messing," *Proceedings, Second International Congress of Applied Mechanics*, pp. 332–335, The reference is based on a translation that was performed using Adobe's PDF to Word conversion tool and <https://stringtranslate.com>.
- [181] Schofield, R. K. and Blair, G. W. S., 1932, "The Relationship Between Viscosity, Elasticity and Plastic Strength of Soft Materials as Illustrated by Some Mechanical Properties of Flour Doughs, I," *Proceedings of the Royal Society of London. Series A, Containing Papers of a Mathematical and Physical Character*, **138**(836), pp. 707–718, Publisher: Royal Society.
- [182] Ramberg, W. and Osgood, W. R., 1943, "Description of Stress-Strain Curves by Three Parameters (Technical Note No. 902)." .
- [183] Pisarenko, G. S., 1962, *Vibrations of Elastic Systems Taking Account of Energy Dissipation in the Material*, Directorate of Materials and Processes, Aeronautical Systems Division, Air Force Systems Command.
- [184] Jennings, P. C., 1963, "Response of Simple Yielding Structures to Earthquake Excitation," Ph. D. thesis, California Institute of Technology, Pasadena, CA.
- [185] Rosenblueth, E. and Herrera, L., 1964, "On a Kind of Hysteretic Damping," *Journal of the Engineering Mechanics Division*, **90**(4), pp. 37–48.
- [186] Iwan, W. D., 1966, "A Distributed-Element Model for Hysteresis and Its Steady-State Dynamic Response," *ASME J Appl Mech*, **33**(4), pp. 893–900.
- [187] Bouc, R., 1971, "Modèle mathématique d'hystérésis," *Acustica*, **24**(1), pp. 16–25.
- [188] Özdemir, H., 1976, "Nonlinear Transient Dynamic Analysis of Yielding Structures," Ph.D. thesis, University of California, Berkeley, Berkeley, CA.
- [189] Chen, W. F. and Ting, E. C., 1980, "Constitutive Models for Concrete Structures," *Journal of the Engineering Mechanics Division*, **106**(1), pp. 1–19.
- [190] Jayakumar, P., 1987, "Modeling and Identification in Structural Dynamics," Ph. D. thesis, California Institute of Technology, Pasadena, CA.
- [191] Monteiro Marques, M. D. P., 1994, "An Existence, Uniqueness and Regularity Study of the Dynamics of Systems With One-Dimensional Friction," *European Journal of Mechanics - A/Solids*, **13**(2), pp. 277–306.
- [192] Bastien, J., Schatzman, M., and Lamarque, C.-H., 2000, "Study of Some Rheological Models With a Finite Number of Degrees of Freedom," *European Journal of Mechanics - A/Solids*, **19**(2), pp. 277–307.
- [193] Charalampakis, A. E. and Koumoussis, V. K., 2009, "A Bouc–Wen Model Compatible With Plasticity Postulates," *Journal of Sound and Vibration*, **322**(4), pp. 954–968.
- [194] Biswas, S. and Chatterjee, A., 2014, "A Reduced-Order Model From High-Dimensional Frictional Hysteresis," *Proceedings of the Royal Society A: Mathematical, Physical and Engineering Sciences*, **470**(2166), p. 20130817.
- [195] Biswas, S. and Chatterjee, A., 2015, "A Two-State Hysteresis Model From High-Dimensional Friction," *Royal Society Open Science*, **2**(7), p. 150188.
- [196] Maleki, M., Ahmadian, H., and Rajabi, M., 2023, "A Modified Bouc-Wen Model to Simulate Asymmetric Hysteresis Loop and Stochastic Model Updating in Frictional Contacts," *International Journal of Solids and Structures*, **269**, p. 112212.
- [197] Maleki, M., Ahmadian, H., and Rajabi, M., 2024, "A Modified Bouc–Wen Model for Simulating Vibro-Impact Hysteresis Phenomenon and Stability Analysis in Frictional Contacts," *Journal of Vibration Engineering & Technologies*, **12**(1), pp. 1105–1122.
- [198] Bouc, R., 1967, "Forced Vibration of Mechanical Systems with Hysteresis," *Proceedings of the Fourth Conference on Nonlinear Oscillations*, J. Gonda and F. Jelínek, eds., Academia Publishing House of the Czechoslovak Academy of Sciences, Prague, Czechoslovakia, p. 315.
- [199] Wen, Y.-K., 1976, "Method for Random Vibration of Hysteretic Systems," *Journal of the Engineering Mechanics Division*, **102**(2), pp. 249–263.
- [200] Sivaselvan, M. V. and Reinhorn, A. M., 2000, "Hysteretic Models for Deteriorating Inelastic Structures," *Journal of Engineering Mechanics*, **126**(6), pp. 633–640.
- [201] Ikhouane, F. and Rodellar, J., 2007, *Systems with Hysteresis: Analysis, Identification and Control using the Bouc–Wen Model*, John Wiley & Sons, Chichester, United Kingdom.
- [202] Newton, I., 1729, *The Mathematical Principles of Natural Philosophy*, Printed for Benjamin Motte, at the Middle-Temple-Gate, in Fleet Street, London, Kingdom of Great Britain, Translated by Andrew Motte.
- [203] Poisson, S. D., 1842, *A Treatise of Mechanics*, Vol. 2, Longman and Co., London, United Kingdom of Great Britain and Ireland, Translated by Henry H. Harte.
- [204] Stronge, W. J., 1990, "Rigid Body Collisions with Friction," *Proceedings: Mathematical and Physical Sciences*, **431**(1881), pp. 169–181.
- [205] Ikhouane, F., Mañosa, V., and Rodellar, J., 2004, "Bounded and Dissipative Solutions of the Bouc-Wen Model for Hysteretic Structural Systems," *Proceedings of the 2004 American Control Conference*, Vol. 4, IEEE, Boston, MA, pp. 3520–3525, doi: [10.23919/ACC.2004.1384457](https://doi.org/10.23919/ACC.2004.1384457).
- [206] Ikhouane, F. and Rodellar, J., 2005, "On the Hysteretic Bouc–Wen Model: Part II: Robust Parametric Identification," *Nonlinear Dynamics*, **42**(1), pp. 79–95.
- [207] Ikhouane, F. and Rodellar, J., 2005, "On the Hysteretic Bouc–Wen Model: Part I: Forced Limit Cycle Characterization," *Nonlinear Dynamics*, **42**(1), pp. 63–78.
- [208] Ikhouane, F., Rodellar, J., and Hurtado, J. E., 2006, "Analytical Characterization of Hysteresis Loops Described by the Bouc-Wen Model," *Mechanics of Advanced Materials and Structures*, **13**(6), pp. 463–472.
- [209] Ikhouane, F., Mañosa, V., and Rodellar, J., 2007, "Dynamic Properties of the Hysteretic Bouc-Wen Model," *Systems & Control Letters*, **56**(3), pp. 197–205.
- [210] Ikhouane, F., Hurtado, J. E., and Rodellar, J., 2007, "Variation of the Hysteresis Loop With the Bouc–Wen Model Parameters," *Nonlinear Dynamics*, **48**(4), pp. 361–380.
- [211] Ma, F., Zhang, H., Bockstedte, A., Foliente, G. C., and Paevere, P., 2004, "Parameter Analysis of the Differential Model of Hysteresis," *ASME J Appl Mech*, **71**(3), pp. 342–349.
- [212] Logan, J. D., 2013, *Applied Mathematics*, 4th ed., John Wiley & Sons, Hoboken, NJ.
- [213] Kharaz, A. and Gorham, D., 2000, "A Study of the Restitution Coefficient in Elastic-Plastic Impact," *Philosophical Magazine Letters*, **80**(8), pp. 549–559.
- [214] Rohatgi, A., "WebPlotDigitizer," <https://automeris.io>
- [215] Harris, C. R., Millman, K. J., Walt, S. J. v. d., Gommers, R., Virtanen, P., Cournapeau, D., Wieser, E., Taylor, J., Berg, S., Smith, N. J., Kern, R., Picus, M., Hoyer, S., Kerkwijk, M. H. v., Brett, M., Haldane, A., Río, J. F. d., Wiebe, M., Peterson, P., Gérard-Marchant, P., Sheppard, K., Reddy, T., Weckesser, W., Abbasi, H., Gohlke, C., and Oliphant, T. E., 2020, "Array Programming With NumPy," *Nature*, **585**(7825), pp. 357–362.
- [216] Virtanen, P., Gommers, R., Oliphant, T. E., Haberland, M., Reddy, T., Cournapeau, D., Burovski, E., Peterson, P., Weckesser, W., Bright, J., van der Walt, S. J., Brett, M., Wilson, J., Millman, K. J., Mayorov, N., Nelson, A. R. J., Jones, E., Kern, R., Larson, E., Carey, C. J., Polat, I., Feng, Y., Moore, E. W., VanderPlas, J., Laxalde, D., Perktold, J., Cimrman, R., Henriksen, I., Quintero, E. A., Harris, C. R., Archibald, A. M., Ribeiro, A. H., Pedregosa, F., van Mulbregt, P., and SciPy 1.0 Contributors, 2020, "SciPy 1.0: Fundamental Algorithms for Scientific Computing in Python," *Nature Methods*, **17**, pp. 261–272.
- [217] IEEE, 2019, "IEEE Standard for Floating-Point Arithmetic, IEEE Std 754TM-2019 (Revision of IEEE Std 754-2008)," doi: [10.1109/IEEESTD.2019.8766229](https://doi.org/10.1109/IEEESTD.2019.8766229).

- [218] Dormand, J. R. and Prince, P. J., 1980, "A Family of Embedded Runge-Kutta Formulae," *Journal of Computational and Applied Mathematics*, **6**(1), pp. 19–26.
- [219] Prince, P. J. and Dormand, J. R., 1981, "High Order Embedded Runge-Kutta Formulae," *Journal of Computational and Applied Mathematics*, **7**(1), pp. 67–75.
- [220] Hairer, E., Nørsett, S. P., and Wanner, G., 1993, *Solving Ordinary Differential Equations I: Nonstiff Problems*, 2nd ed., No. 8 in Springer Series in Computational Mathematics, Springer, Berlin/Heidelberg, Germany.
- [221] Nelder, J. A. and Mead, R., 1965, "A Simplex Method for Function Minimization," *The Computer Journal*, **7**(4), pp. 308–313.
- [222] Cross, R., 2011, *Physics of Baseball & Softball*, Springer Science+Business Media, New York, NY.
- [223] Cross, R., 2014, "Impact of Sports Balls with Striking Implements," *Sports Engineering*, **17**(1), pp. 3–22.
- [224] Wolfram Research Inc, 2023, "Mathematica, Version 13.3," <https://www.wolfram.com/mathematica>
- [225] Mathworks, 2023, "MATLAB R2023a," <https://www.mathworks.com/products/matlab.html>
- [226] Takeuti, G. and Zaring, W. M., 1982, *Introduction to Axiomatic Set Theory*, 2nd ed., No. 1 in Graduate Texts in Mathematics, Springer-Verlag New York, New York, NY.
- [227] Kelley, J. L., 1955, *General Topology*, Van Nostrand Reinhold Company, Reprint, Dover Publications Inc., 2017., Mineola, NY.
- [228] Morris, S. A., 2020, *Topology Without Tears*, Sidney A. Morris.
- [229] Baldwin, S. L., 2024, "MATH 7500: Topology I (Lecture Notes)," Auburn University, Auburn, AL.
- [230] Bloch, E. D., 2010, *The Real Numbers and Real Analysis*, Springer Science+Business Media, New York, NY.
- [231] Shurman, J., 2016, *Calculus and Analysis in Euclidean Space*, Undergraduate Texts in Mathematics, Springer International Publishing, Cham, Switzerland.
- [232] Ziemer, W. P. and Torres, M., 2017, *Modern Real Analysis*, 2nd ed., No. 278 in Graduate Texts in Mathematics, Springer International Publishing, Cham, Switzerland.
- [233] Chicone, C. C., 1999, *Ordinary Differential Equations with Applications*, No. 34 in Texts in Applied Mathematics, Springer, New York, NY.
- [234] Schaeffer, D. G. and Cain, J. W., 2016, *Ordinary Differential Equations: Basics and Beyond*, No. 65 in Texts in Applied Mathematics, Springer Science+Business Media, New York, NY.
- [235] LaSalle, J. P., 1960, "Some Extensions of Liapunov's Second Method," *IRE Transactions on Circuit Theory*, **7**(4), pp. 520–527.
- [236] Yoshizawa, T., 1966, *Stability Theory by Liapunov's Second Method*, No. 9 in Publications of the Mathematical Society of Japan, The Mathematical Society of Japan, Tokyo, Japan.
- [237] Yoshizawa, T., 1975, *Stability Theory and the Existence of Periodic Solutions and Almost Periodic Solutions*, No. 14 in Applied Mathematical Sciences, Springer-Verlag New York, New York, NY.
- [238] Lakshmikantham, V., Leela, S., and Martynuk, A. A., 1990, *Practical Stability of Nonlinear Systems*, World Scientific Publishing, Singapore.
- [239] Isidori, A., 1995, *Nonlinear Control Systems*, Springer-Verlag London, London, United Kingdom.
- [240] Sontag, E. D., 1998, *Mathematical Control Theory: Deterministic Finite Dimensional Systems*, 2nd ed., Texts in Applied Mathematics, Springer Science+Business Media, New York, NY.
- [241] Isidori, A., 1999, *Nonlinear Control Systems II*, Springer-Verlag London, London, United Kingdom.
- [242] Sastry, S., 1999, *Nonlinear Systems*, No. 10 in Interdisciplinary Applied Mathematics, Springer Science+Business Media, New York, NY.
- [243] Márquez, H., 2003, *Nonlinear Control Systems: Analysis and Design*, John Wiley & Sons, Hoboken, NJ.
- [244] Haddad, W. M. and Chellaboina, V., 2011, *Nonlinear Dynamical Systems and Control: A Lyapunov-Based Approach*, Princeton University Press, Princeton, NJ.
- [245] Khalil, H. K., 2015, *Nonlinear Control*, Pearson, London, United Kingdom.
- [246] Bhat, S. P. and Bernstein, D. S., 2003, "Nontangency-Based Lyapunov Tests for Convergence and Stability in Systems Having a Continuum of Equilibria," *SIAM Journal on Control and Optimization*, **42**(5), pp. 1745–1775.
- [247] Hahn, W., 1967, *Stability of Motion*, No. 138 in Die Grundlehren der mathematischen Wissenschaften in Einzeldarstellungen, Springer-Verlag New York, New York, NY.
- [248] Kellett, C. M., 2014, "A Compendium of Comparison Function Results," *Mathematics of Control, Signals, and Systems*, **26**(3), pp. 339–374.