

Multi-Facet Counterfactual Learning for Content Quality Evaluation

Jiasheng Zheng^{1,2}, Hongyu Lin¹, Boxi Cao^{1,2},
Meng Liao³, Yaojie Lu¹, Xianpei Han¹, Le Sun¹

¹Chinese Information Processing Laboratory, Institute of Software
Chinese Academy of Sciences, Beijing, China

²University of Chinese Academy of Sciences, Beijing, China

³Data Quality Team, WeChat, Tencent Inc., China

{zhengjiasheng2022, hongyu, boxi2020, luyaojie, xianpei, sunle}@iscas.ac.cn
maricoliao@tencent.com

Abstract

Evaluating the quality of documents is essential for filtering valuable content from the current massive amount of information. Conventional approaches typically rely on a single score as a supervision signal for training content quality evaluators, which is inadequate to differentiate documents with quality variations across multiple facets. In this paper, we propose **Multi-facet cOunterfactual LEarning (MOLE)**, a framework for efficiently constructing evaluators that perceive multiple facets of content quality evaluation. Given a specific scenario, we prompt large language models to generate counterfactual content that exhibits variations in critical quality facets compared to the original document. Furthermore, we leverage a joint training strategy based on contrastive learning and supervised learning to enable the evaluator to distinguish between different quality facets, resulting in more accurate predictions of content quality scores. Experimental results on 2 datasets across different scenarios demonstrate that our proposed MOLE framework effectively improves the correlation of document content quality evaluations with human judgments, which serve as a valuable toolkit for effective information acquisition.

1 Introduction

Evaluating document quality is crucial for humans to efficiently acquire and filter valuable content from massive amounts of information. With the explosive growth of information, particularly the widespread dissemination of AI-generated content (Cao et al., 2023; Wu et al., 2023), human-based evaluation methods are proving inadequate when faced with large-scale data (Li et al., 2024b). To this end, an increasing number of researchers are focusing on leveraging machine learning techniques as a substitute for human evaluation in assessing the quality of document content. Typically, they begin by collecting human-labeled document

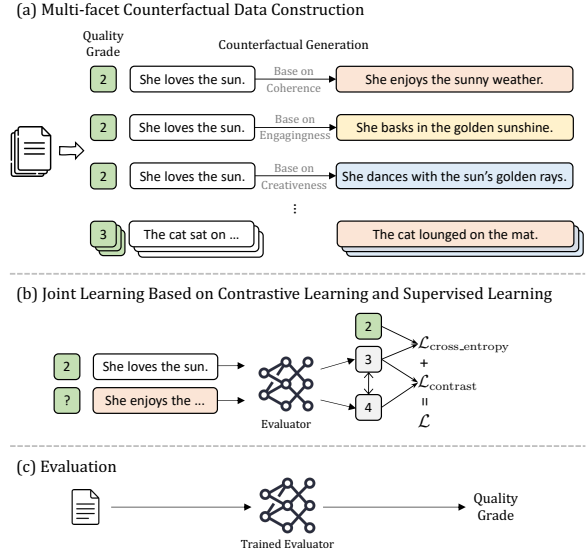


Figure 1: Overview of the MOLE framework: By constructing documents with counterfactual content under multiple quality facets and pairing them with the original documents, the framework facilitates contrastive learning, enabling the evaluator to better perceive different quality facets.

datasets with either discrete ratings or continuous score annotations, and then employ supervised learning techniques to train evaluators.

However, relying solely on such a scalar value is insufficient for the evaluator to learn how to differentiate documents with quality variations across multiple facets. In particular, the quality of a document’s content inherently encompasses multiple aspects, such as informativeness (Mehri and Eskenazi, 2020; Yuan et al., 2021), coherence (Liu et al., 2023a; Maimon and Tsarfaty, 2023), and engagingness (Zhang et al., 2018; Gopalakrishnan et al., 2023). A dataset that provides only an overall quality rating or score not only fails to deliver detailed insights into content quality but is also likely to overlook the various facets of content quality that need to be considered. Additionally, the definition and standards of document content quality vary across different application scenarios and re-

quirements. This variation makes it challenging to share supervised learning signals across different contexts. Furthermore, manually creating specialized supervised datasets for each application scenario is both costly and difficult to adapt quickly to changing needs. Therefore, the core challenge in building content quality evaluation systems lies in how to efficiently and cost-effectively generate learning signals based on the specific requirements of a given scenario.

In this paper, we propose a novel framework named **Multi-facet cOunterfactual LEarning (MOLE)**. Given a specific evaluation scenario, MOLE prompts large language models to generate contrastive data with counterfactual content for annotated training documents across various quality facets, thereby introducing differences in specific quality facets. Then, through joint learning based on contrastive learning and supervised learning, MOLE enhances the content quality evaluator’s ability to perceive different quality facets, achieving a higher level of consistency with human judgment. Furthermore, MOLE can be quickly adapted to new scenarios based on varying requirements.

To verify the effectiveness of our framework, we conducted experiments on 2 document quality evaluation scenarios, which include Web-Article Quality Evaluation and ASAP datasets. The experimental results show that MOLE significantly improves the correlation of the evaluator with human judgments, which can provide a valuable evaluator that covers the necessary multiple facets of quality. Moreover, detailed analysis demonstrates that MOLE can improve the evaluator’s assessment capabilities under extreme conditions and assist in comprehensively perceiving fine-grained quality dimensions.

2 Multi-Facet Counterfactual Learning

To enhance the consistency between evaluators’ assessments and human judgments while improving their ability to perceive various quality facets, we propose the **MOLE** framework. Firstly, through multi-faceted counterfactual data generation, we leverage large language models (LLMs) to generate counterfactual content and construct a contrastive dataset that covers multiple quality facets, as detailed in Section 2.1. Secondly, we employ joint learning based on contrastive learning and supervised learning, which allows the evaluators to better learn patterns that differentiate between vari-

ous quality facets from the constructed contrastive dataset, as detailed in Section 2.2.

2.1 Multi-faceted Counterfactual Data Generation

The goal of our multi-faceted counterfactual data generation is to efficiently construct contrastive datasets containing multi-faceted learning signals. First, given a specific scenario, we select the critical quality facets relevant to the evaluation task. Drawing inspiration from prior research on content quality evaluation in single-dimensional and single-scenario settings (Liao et al., 2021; Li et al., 2022; Xie et al., 2022), we hypothesize that a high-quality general-purpose document demonstrates significant strengths in coherence, usefulness, creativeness, informativeness, and engagingness. These constitute our set of quality facets, with detailed definitions available in Appendix B.2.

Furthermore, using the defined set of quality facets, we begin with a dataset that includes overall quality scores to ensure the effectiveness of the constructed learning signals. We then prompt an LLM¹ to identify issues related to a specific quality facet within a document, using its overall quality score as a reference. Subsequently, based on the identified quality issues, the same LLM is directed to rewrite the document to address these concerns as effectively as possible. This process generates a pair of documents that differ in quality regarding that specific facet, consisting of the original document and a rewritten version featuring counterfactual content. To generate multi-faceted learning signals, each document is randomly assigned a quality facet from the predefined set. The prompt templates are provided in Appendices B.4.

2.2 Joint Learning Based on Contrastive Learning and Supervised Learning

After undergoing meticulous pre-training and alignment, LLMs exhibit a tendency to align with human values (Zhao et al., 2023). Consequently, we believe that well-aligned LLMs hold significant potential to effectively learn from the constructed dataset covering multiple quality facets. To optimize the evaluation capabilities of LLMs and leverage their instruction-following ability, we frame the task of content quality evaluation as a question-answer task. By providing appropriate instructions, we guide the model to perform evaluations

¹We use GPT-3.5-Turbo (OpenAI, 2022) in this paper to balance data quality and budget.

more effectively. The process can be formulated as $s_i = \text{LLMDecoder}(s_{i-1}|\mathbf{x})$, where the LLM generates a sentence s of length k that articulates the final evaluation in natural language.

To enable the evaluator to differentiate between various quality facets while ensuring accurate prediction of quality scores, we design a joint learning strategy based on contrastive learning and supervised learning. To further activate the foundational capabilities of LLM-based evaluators, we make corresponding adaptations in both the model architecture and the format of the evaluation signals. In terms of model architecture, to avoid disrupting the model’s output vocabulary distribution, we introduce an additional linear layer before the model’s decoding layer. This allows contrastive learning to be conducted based on the transformed hidden representations of the LLM. For the evaluation signal format, we choose a 5-point Likert scale to help the model more effectively differentiate between different quality levels. We believe this setting would guide the model to learn to differentiate between fixed quality levels, rather than struggling with fine-grained comparisons between documents with very close quality, thereby reducing the difficulty of model training to some extent. Ultimately, we design the loss function expressed as: $\mathcal{L} = \mathcal{L}_{cls} + C \cdot \mathcal{L}_{ctr}$, where $\mathcal{L}_{cls} = \sum_{i=1}^5 -\hat{y}_i \log p(y_i|\mathbf{x}, \theta)$, and $\mathcal{L}_{ctr} = -\log \text{sigmoid}(FC(h_\theta(\mathbf{x}_1)) - FC(h_\theta(\mathbf{x}_2)))$. Here, C controls the ratio between the two losses. For the cross-entropy loss, θ represents the model parameters of the LLM, \mathbf{x} denotes the input document, y_i is the predicted class, and \hat{y}_i is the actual data label. For the contrastive loss, h_θ extracts the last layer’s hidden representation as the document representation, and FC denotes the operation of the linear layer.

3 Experiment

3.1 Experimental settings

Training We use LLaMA2-7b-chat (Touvron et al., 2023) as the evaluator to be trained and use LoRA (Hu et al., 2022) for efficient fine-tuning. During training, we set C to 10.

Dataset We choose Web-Article Quality Evaluation and Automated Student Assessment Prize² (ASAP) datasets. The former consists of long web articles in Chinese with corresponding content quality grades ranging from 0 to 4, labeled by our own.

²<https://www.kaggle.com/c/asap-aes>

The latter is widely used in the AES task. To align with the document content quality evaluation task, we only select the sets without the source essay, which includes set1, set2, set7, and set8. Their statistical information is in Appendix B.1.

Metric We use the Spearman correlation and Kendall-Tau correlation to measure the correlation between evaluation results and human judgments. Quadratic Weighted Kappa (QWK) is also considered, which is commonly used in the AES task (Wang et al., 2023).

Baseline We compare our method with 8 baselines across various methods, including diversity-based, inference-based, and training-based methods. For diversity-based methods, TTR (Richards, 1987) and Self-BLEU³ (Zhu et al., 2018) are used to measure the diversity of a text. For inference-based methods, UniEval (Zhong et al., 2022) is a unified multi-dimensional evaluator based on T5 and re-frames NLG evaluation task as Boolean Question Answering task. LLM-Eval (Lin and Chen, 2023) proposes a unified evaluation schema prompting LLMs to conduct multi-dimension evaluation. Auto-J (Li et al., 2024a) is a 13B LLM-based evaluator for evaluating alignment. Prometheus (Kim et al., 2024) is a 13B LLM-based evaluator supporting assessing any text based on a customized score rubric. For training-based methods, BERT-Origin is based on BERT-base (Devlin et al., 2019) training on original datasets with overall quality scores. LLaMA2-Origin is based on LLaMA2-7b-chat (Touvron et al., 2023) after supervised fine-tuning of the original datasets.

3.2 Results and Analysis

Overall Result The results of all evaluators on the two datasets are presented in Table 1. We can observe that **MOLE outperforms the current inference-based and training-based methods across all metrics, especially the correlation with human judgment**. For the Web-Article Quality Evaluation dataset, while MOLE performs on par with the LLaMA2-Origin in terms of accuracy, it shows certain improvements in other metrics that measure consistency with human judgment. For instance, there is an approximately 0.03 increase in the QWK metric. This indicates that our proposed MOLE framework for contrastive data construction and joint learning strategy can effectively enhance

³We aim to show the contribution of Self-BLEU derived from the test data to relevance to human judgments.

	Web-Article Quality				ASAP			
	ρ	τ	QWK	Acc.(%)	ρ	τ	QWK	Acc.(%)
TTR	-0.243	-0.191	-0.101	41.68	-0.2	-0.137	-0.159	37.24
Self-BLEU	0.468	0.369	-	-	0.612	0.455	-	-
UniEval (naturalness)	0.114	0.089	0.007	6.22	0.107	0.074	0.073	19.22
UniEval (understandability)	0.109	0.085	0.010	6.90	0.126	0.088	0.074	16.84
UniEval (fluency)	0.109	0.085	0.009	6.75	0.13	0.091	0.075	17.69
LLM-Eval ₁₋₅ (GPT-3.5)	0.244	0.205	0.065	8.67	0.352	0.257	0.271	36.22
AUTO-J	0.119	0.105	0.030	14.70	0.279	0.225	0.067	15.82
Prometheus	0.240	0.221	0.163	6.44	0.104	0.097	0.009	1.19
BERT-Origin	0.402	0.383	0.386	60.57	0.673	0.633	0.682	67.18
LLaMA2-Origin	0.508	0.485	0.461	66.05	0.692	0.655	0.692	67.69
LLaMA2-MOLE	0.535	0.509	0.497	66.05	0.712	0.675	0.716	70.24

Table 1: Correlation coefficients (Spearman ρ , Kendall-Tau τ and Quadratic Weighted Kappa) and accuracy (Acc.) between human judgments and different metrics on Web-Article Quality Evaluation (left) and ASAP dataset (right).

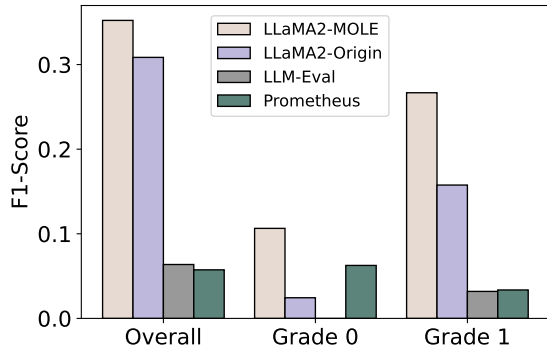


Figure 2: F1 scores for Grade 0 and Grade 1, as well as the macro F1 scores, across four different evaluators on Web-Article Quality Evaluation.

the consistency between the evaluator and human judgment by generating multi-faceted learning signals. Furthermore, on the ASAP dataset, MOLE also significantly improves consistency with human judgment, demonstrating that our method can be flexibly and effectively adapted to new evaluation tasks.

Extreme Scenario Analysis In the Web-Article Quality Evaluation dataset, the F1 scores of MOLE and several representative evaluators across different levels are presented in Figure 2. We can observe that almost all evaluators struggle with extreme cases, including Grade 0 and Grade 1, with F1 scores below 0.3. However, MOLE not only improves the macro F1 score but also significantly enhances the F1 score in extreme cases, particularly increasing it from 0.024 to 0.106 at Grade 0. This demonstrates that the combination of constructed contrastive datasets with the new learning strategy enables the evaluator to better distinguish differences across varying quality levels.

Evaluation Capacity Analysis In the ASAP dataset, we analyze the consistency between the

	set2 of ASAP		
	Overall	Writing Applications	Language Conventions
UniEval	0.162	0.104	0.223
LLM-Eval	-0.057	-0.051	-0.047
LLaMA2-Origin	0.719	0.698	0.658
LLaMA2-MOLE	0.768	0.755	0.695

Table 2: Spearman correlation coefficients between human judgments and evaluators in terms of overall and detailed scoring domains for set2 of the ASAP dataset.

evaluator and human judgments across both sub-dimensions and overall dimensions. An example of the results is shown in Table 2. We observe that MOLE, compared to LLaMA2-Origin, exhibited an improvement in Spearman correlation coefficients across all fine-grained dimensions by more than 0.04, demonstrating more uniform performance. This indicates that our MOLE framework, by constructing multi-faceted learning signals, effectively aids the evaluator in comprehensively perceiving various quality dimensions.

4 Conclusion

In this paper, we propose a framework named **Multi-facet cOunterfactual LEarning (MOLE)**, using LLMs to generate documents with counterfactual content, to construct contrastive datasets rich in multi-facet learning signals. Furthermore, to facilitate the evaluator in fully learning the constructed signals, we propose a joint learning strategy based on contrastive learning and supervised learning. Experimental results demonstrate that MOLE can significantly enhance the correlation between the evaluator and human judgment, as well as rapidly adapt to new evaluation tasks.

Limitations

There are some limitations in the MOLE framework:

- The process of constructing multi-faceted counterfactual data relies on LLMs. Consequently, the capabilities of the LLM determine the quality of the generated comparative datasets, which in turn affects the evaluative capacity of the evaluators. Therefore, this process necessitates a robust LLM and incurs a certain amount of expense for data construction.
- The joint learning of MOLE generally provides a more even evaluative capability across various fine-grained dimensions. However, for certain complex comprehensive evaluation datasets, an increase in overall correlation with human judgments does not necessarily imply an improvement across all fine-grained dimensions.

References

- Yihan Cao, Siyu Li, Yixin Liu, Zhiling Yan, Yutong Dai, Philip S Yu, and Lichao Sun. 2023. A comprehensive survey of ai-generated content (aigc): A history of generative ai from gan to chatgpt. *arXiv preprint arXiv:2303.04226*.
- Yuan Chen and Xia Li. 2023. **PMAES: prompt-mapping contrastive learning for cross-prompt automated essay scoring**. In *Proceedings of the 61st Annual Meeting of the Association for Computational Linguistics (Volume 1: Long Papers), ACL 2023, Toronto, Canada, July 9-14, 2023*, pages 1489–1503. Association for Computational Linguistics.
- David Cheng-Han Chiang and Hung-yi Lee. 2023. **Can large language models be an alternative to human evaluations?** In *Proceedings of the 61st Annual Meeting of the Association for Computational Linguistics (Volume 1: Long Papers), ACL 2023, Toronto, Canada, July 9-14, 2023*, pages 15607–15631. Association for Computational Linguistics.
- Jacob Devlin, Ming-Wei Chang, Kenton Lee, and Kristina Toutanova. 2019. **BERT: pre-training of deep bidirectional transformers for language understanding**. In *Proceedings of the 2019 Conference of the North American Chapter of the Association for Computational Linguistics: Human Language Technologies, NAACL-HLT 2019, Minneapolis, MN, USA, June 2-7, 2019, Volume 1 (Long and Short Papers)*, pages 4171–4186. Association for Computational Linguistics.
- Karthik Gopalakrishnan, Behnam Hedayatnia, Qinqiang Chen, Anna Gottardi, Sanjeev Kwatra, Anu Venkatesh, Raefer Gabriel, and Dilek Hakkani-Tur. 2023. Topical-chat: Towards knowledge-grounded open-domain conversations. *arXiv preprint arXiv:2308.11995*.
- Edward J. Hu, Yelong Shen, Phillip Wallis, Zeyuan Allen-Zhu, Yuanzhi Li, Shean Wang, Lu Wang, and Weizhu Chen. 2022. **Lora: Low-rank adaptation of large language models**. In *The Tenth International Conference on Learning Representations, ICLR 2022, Virtual Event, April 25-29, 2022*. OpenReview.net.
- Seungone Kim, Jamin Shin, Yejin Choi, Joel Jang, Shayne Longpre, Hwaran Lee, Sangdoo Yun, Seongjin Shin, Sungdong Kim, James Thorne, and Minjoon Seo. 2024. **Prometheus: Inducing fine-grained evaluation capability in language models**. In *The Twelfth International Conference on Learning Representations, ICLR 2024, Vienna, Austria, May 7-11, 2024*. OpenReview.net.
- Junlong Li, Shichao Sun, Weizhe Yuan, Run-Ze Fan, Hai Zhao, and Pengfei Liu. 2024a. **Generative judge for evaluating alignment**. In *The Twelfth International Conference on Learning Representations, ICLR 2024, Vienna, Austria, May 7-11, 2024*. OpenReview.net.
- Ruosen Li, Teerth Patel, and Xinya Du. 2023. Prd: Peer rank and discussion improve large language model based evaluations. *arXiv preprint arXiv:2307.02762*.
- Wenbiao Li, Ziyang Wang, and Yunfang Wu. 2022. **A unified neural network model for readability assessment with feature projection and length-balanced loss**. In *Proceedings of the 2022 Conference on Empirical Methods in Natural Language Processing, EMNLP 2022, Abu Dhabi, United Arab Emirates, December 7-11, 2022*, pages 7446–7457. Association for Computational Linguistics.
- Zhen Li, Xiaohan Xu, Tao Shen, Can Xu, Jia-Chen Gu, and Chongyang Tao. 2024b. Leveraging large language models for nlq evaluation: A survey. *arXiv preprint arXiv:2401.07103*.
- Dongliang Liao, Jin Xu, Gongfu Li, and Yiru Wang. 2021. **Hierarchical coherence modeling for document quality assessment**. In *Thirty-Fifth AAAI Conference on Artificial Intelligence, AAAI 2021, Thirty-Third Conference on Innovative Applications of Artificial Intelligence, IAAI 2021, The Eleventh Symposium on Educational Advances in Artificial Intelligence, EAAI 2021, Virtual Event, February 2-9, 2021*, pages 13353–13361. AAAI Press.
- Yen-Ting Lin and Yun-Nung Chen. 2023. **LLM-eval: Unified multi-dimensional automatic evaluation for open-domain conversations with large language models**. In *Proceedings of the 5th Workshop on NLP for Conversational AI (NLP4ConvAI 2023)*, pages 47–58, Toronto, Canada. Association for Computational Linguistics.

- Wei Liu, Xiyan Fu, and Michael Strube. 2023a. [Modeling structural similarities between documents for coherence assessment with graph convolutional networks](#). In *Proceedings of the 61st Annual Meeting of the Association for Computational Linguistics (Volume 1: Long Papers)*, ACL 2023, Toronto, Canada, July 9-14, 2023, pages 7792–7808. Association for Computational Linguistics.
- Yuliang Liu, Zhiwei Jiang, Yafeng Yin, Cong Wang, Sheng Chen, Zhaoling Chen, and Qing Gu. 2023b. [Unsupervised readability assessment via learning from weak readability signals](#). In *Proceedings of the 46th International ACM SIGIR Conference on Research and Development in Information Retrieval, SIGIR 2023, Taipei, Taiwan, July 23-27, 2023*, pages 1324–1334. ACM.
- Aviya Maimon and Reut Tsarfaty. 2023. [COHESEN-TIA: A novel benchmark of incremental versus holistic assessment of coherence in generated texts](#). In *Proceedings of the 2023 Conference on Empirical Methods in Natural Language Processing, EMNLP 2023, Singapore, December 6-10, 2023*, pages 5328–5343. Association for Computational Linguistics.
- Shikib Mehri and Maxine Eskenazi. 2020. [Unsupervised evaluation of interactive dialog with dialogpt](#). In *Proceedings of the 21th Annual Meeting of the Special Interest Group on Discourse and Dialogue, SIGdial 2020, 1st virtual meeting, July 1-3, 2020*, pages 225–235. Association for Computational Linguistics.
- OpenAI. 2022. [Introducing chatgpt](#).
- Brian Richards. 1987. Type/token ratios: What do they really tell us? *Journal of child language*, 14(2):201–209.
- Hugo Touvron, Louis Martin, Kevin Stone, Peter Albert, Amjad Almahairi, Yasmine Babaei, Nikolay Bashlykov, Soumya Batra, Prajwal Bhargava, Shruti Bhosale, et al. 2023. Llama 2: Open foundation and fine-tuned chat models. *arXiv preprint arXiv:2307.09288*.
- Cong Wang, Zhiwei Jiang, Yafeng Yin, Zifeng Cheng, Shiping Ge, and Qing Gu. 2023. [Aggregating multiple heuristic signals as supervision for unsupervised automated essay scoring](#). In *Proceedings of the 61st Annual Meeting of the Association for Computational Linguistics (Volume 1: Long Papers)*, ACL 2023, Toronto, Canada, July 9-14, 2023, pages 13999–14013. Association for Computational Linguistics.
- Yidong Wang, Zhuohao Yu, Wenjin Yao, Zhengran Zeng, Linyi Yang, Cunxiang Wang, Hao Chen, Chaoya Jiang, Rui Xie, Jindong Wang, Xing Xie, Wei Ye, Shikun Zhang, and Yue Zhang. 2024. [Pandalm: An automatic evaluation benchmark for LLM instruction tuning optimization](#). In *The Twelfth International Conference on Learning Representations, ICLR 2024, Vienna, Austria, May 7-11, 2024*. OpenReview.net.
- Jiayang Wu, Wensheng Gan, Zefeng Chen, Shicheng Wan, and Hong Lin. 2023. Ai-generated content (aigc): A survey. *arXiv preprint arXiv:2304.06632*.
- Jiayi Xie, Kaiwei Cai, Li Kong, Junsheng Zhou, and Weiguang Qu. 2022. [Automated essay scoring via pairwise contrastive regression](#). In *Proceedings of the 29th International Conference on Computational Linguistics, COLING 2022, Gyeongju, Republic of Korea, October 12-17, 2022*, pages 2724–2733. International Committee on Computational Linguistics.
- Wenda Xu, Danqing Wang, Liangming Pan, Zhenqiao Song, Markus Freitag, William Wang, and Lei Li. 2023. [INSTRUCTSCORE: towards explainable text generation evaluation with automatic feedback](#). In *Proceedings of the 2023 Conference on Empirical Methods in Natural Language Processing, EMNLP 2023, Singapore, December 6-10, 2023*, pages 5967–5994. Association for Computational Linguistics.
- Weizhe Yuan, Graham Neubig, and Pengfei Liu. 2021. [Bartscore: Evaluating generated text as text generation](#). In *Advances in Neural Information Processing Systems 34: Annual Conference on Neural Information Processing Systems 2021, NeurIPS 2021, December 6-14, 2021, virtual*, pages 27263–27277.
- Jinshan Zeng, Xianchao Tong, Xianglong Yu, Wenyan Xiao, and Qing Huang. 2024. [Interpretara: Enhancing hybrid automatic readability assessment with linguistic feature interpreter and contrastive learning](#). In *Thirty-Eighth AAAI Conference on Artificial Intelligence, AAAI 2024, Thirty-Sixth Conference on Innovative Applications of Artificial Intelligence, IAAI 2024, Fourteenth Symposium on Educational Advances in Artificial Intelligence, EAAI 2024, February 20-27, 2024, Vancouver, Canada*, pages 19497–19505. AAAI Press.
- Saizheng Zhang, Emily Dinan, Jack Urbanek, Arthur Szlam, Douwe Kiela, and Jason Weston. 2018. [Personalizing dialogue agents: I have a dog, do you have pets too?](#) In *Proceedings of the 56th Annual Meeting of the Association for Computational Linguistics, ACL 2018, Melbourne, Australia, July 15-20, 2018, Volume 1: Long Papers*, pages 2204–2213. Association for Computational Linguistics.
- Wayne Xin Zhao, Kun Zhou, Junyi Li, Tianyi Tang, Xiaolei Wang, Yupeng Hou, Yingqian Min, Beichen Zhang, Junjie Zhang, Zican Dong, et al. 2023. A survey of large language models. *arXiv preprint arXiv:2303.18223*.
- Ming Zhong, Yang Liu, Da Yin, Yuning Mao, Yizhu Jiao, Pengfei Liu, Chenguang Zhu, Heng Ji, and Jiawei Han. 2022. [Towards a unified multi-dimensional evaluator for text generation](#). In *Proceedings of the 2022 Conference on Empirical Methods in Natural Language Processing, EMNLP 2022, Abu Dhabi, United Arab Emirates, December 7-11, 2022*, pages 2023–2038. Association for Computational Linguistics.

Yaoming Zhu, Sidi Lu, Lei Zheng, Jiaxian Guo, Weinan Zhang, Jun Wang, and Yong Yu. 2018. [Txygen: A benchmarking platform for text generation models](#). In *The 41st International ACM SIGIR Conference on Research & Development in Information Retrieval, SIGIR 2018, Ann Arbor, MI, USA, July 08-12, 2018*, pages 1097–1100. ACM.

A Related Work

The task of document content evaluation originates as a single-dimension evaluation such as coherence (Liao et al., 2021; Liu et al., 2023a; Maimon and Tsarfaty, 2023) and readability (Li et al., 2022; Liu et al., 2023b; Zeng et al., 2024), or a scenario-specific task, e.g. Automated Essay Scoring (AES) task (Xie et al., 2022; Chen and Li, 2023; Chiang and Lee, 2023). Recently, many NLG evaluation efforts start to use LLMs as well-aligned evaluators, utilizing either a gradient-free approach (Chiang and Lee, 2023; Li et al., 2023; Lin and Chen, 2023) or a fine-tuned approach to evaluating the generated text (Xu et al., 2023; Kim et al., 2024; Wang et al., 2024). However, almost all existing methods for enhancing evaluators rely on a single learning signal. Given that the evaluation of document content quality is multi-faceted and highly scenario-dependent, these methods are insufficient to adequately address this evaluation task.

B Further Experimental Details

B.1 Statistic Information of Datasets

The concrete statistic of the Web-Article Quality Evaluation dataset is shown in Table 3, while the concrete statistic of the partial ASAP dataset is shown in Table 4.

Split	#Articles	Max Len.	Avg Len.
Train	8660	1975	1373
Test	5334	1975	1468

Table 3: Statistic information of the Web-Article Quality Evaluation dataset.

Set ID	#Essays	Avg Len.	Range
1	1783	350	2-12
2	1800	350	1-6
7	1569	250	0-30
8	723	650	0-60

Table 4: Statistic information of the partial ASAP dataset.

B.2 Dimensions for Refining Content Quality

We introduce five dimensions motivated by Zhong et al. (2022) and develop more detailed descriptions:

- **Coherence:** A coherent article is characterized by a logical and organized structure, clear and concise language, smooth transitions between ideas, and a seamless flow of information, ensuring that readers can easily follow and comprehend the content.
- **Usefulness:** An article is considered useful when it provides reliable, well-researched information, presents a comprehensive and balanced perspective, addresses relevant issues or questions, and offers practical insights or solutions for its intended audience.
- **Creativeness:** An article is considered creative when it demonstrates originality in its approach, offering unique perspectives, innovative ideas, and engaging storytelling that captivates and inspires the reader.
- **Informativeness:** An informative article is characterized by its ability to provide accurate, well-researched, and relevant information in a clear and engaging manner, catering to the needs of its target audience.
- **Engagingness:** Engaging articles captivate readers through a compelling combination of well-researched and relevant content, a clear and coherent structure, an accessible writing style, and the incorporation of multimedia elements that enhance understanding and maintain reader interest.

B.3 The Data Format for Dialogue-based Metrics

Question: You are asked to write an article of high content quality for a given title, ensuring that it is coherent, useful, creative, informative and engaging.

Title: {title}

Answer: {article_to_be_evaluated}

B.4 Prompts for Generating Contrastive Data

The detailed prompt templates for multi-faceted counterfactual data generation (Section 2.1) are shown in Figure 3.

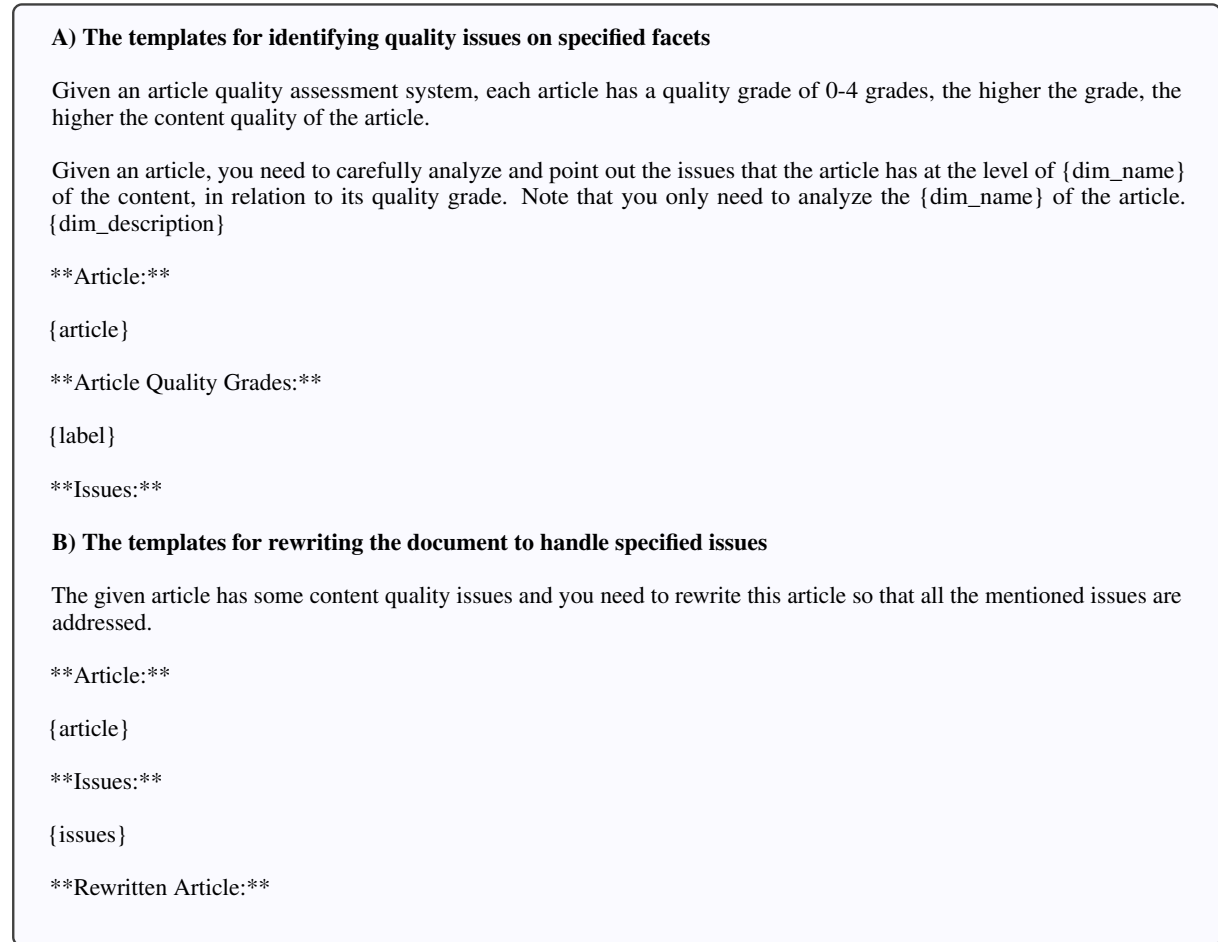


Figure 3: The prompt templates for generating contrastive data with counterfactual content.