

---

# CSA: Data-efficient Mapping of Unimodal Features to Multimodal Features

---

Po-han Li, Sandeep Chinchali & Ufuk Topcu  
The University of Texas at Austin  
{pohanli, sandeepc, utopcu}@utexas.edu

## Abstract

Multimodal encoders like CLIP excel in tasks such as zero-shot image classification and cross-modal retrieval. However, they require excessive training data. We propose canonical similarity analysis (CSA), which uses two unimodal encoders to replicate multimodal encoders using limited data. CSA maps unimodal features into a multimodal space, using a new similarity score to retain only the multimodal information. CSA only involves the inference of unimodal encoders and a cubic-complexity matrix decomposition, eliminating the need for extensive GPU-based model training. Experiments show that CSA outperforms CLIP while requiring  $300,000\times$  fewer multimodal data pairs and  $6\times$  fewer unimodal data for ImageNet classification and misinformative news captions detection. CSA surpasses the state-of-the-art method to map unimodal features to multimodal features. We also demonstrate the ability of CSA with modalities beyond image and text, paving the way for future modality pairs with limited paired multimodal data but abundant unpaired unimodal data, such as lidar and text.

## 1 Introduction

Multimodal encoders like CLIP (Radford et al., 2021) excel in various zero-shot multimodal tasks, such as image classification and cross-modal retrieval. Despite the huge success, they demand excessive training data. For example, OpenAI trained the original CLIP model on 400 million image-text pairs using 592 V100 GPUs, and the training size of the new CLIP models (Ilharco et al., 2021) has increased to 12 billion image-text pairs since then. In addition, more data do not guarantee better performance. CLIP relies on Internet data, which are often of poor quality (Sharma et al., 2018). Incorrectly captioned data may lead to specific failure modes in similar instances (Northcutt et al., 2021; Vasudevan et al., 2022). In this work, we focus on learning a multimodal encoder with limited data that is robust to noisy data.

Our conjecture is that unimodal encoders such as DINO (Oquab et al., 2023) and GTR (Ni et al., 2022) can serve as the building blocks of multimodal encoders. Unimodal encoders only need unimodal data, which are easier to obtain than paired multimodal data. They also require significantly less data than multimodal models, and advanced unimodal encoders are already well-developed. We distill the unimodal knowledge in these models to accelerate the learning of multimodal encoders. We map their unimodal features into a multimodal feature space, similar to how CLIP encodes images and text jointly to a shared feature space. In addition, this process should be data-efficient.

We propose canonical similarity analysis (CSA) to verify our conjecture. It replicates a multimodal encoder such as CLIP with two unimodal encoders, as shown in Figure 1. CSA maps features from unimodal encoders to a multimodal space. It removes redundant information from unimodal features and employs a novel similarity function to replicate CLIP similarity score for multimodal data, *e.g.* images and captions. CSA operates by inference of unimodal encoders and solving an optimization

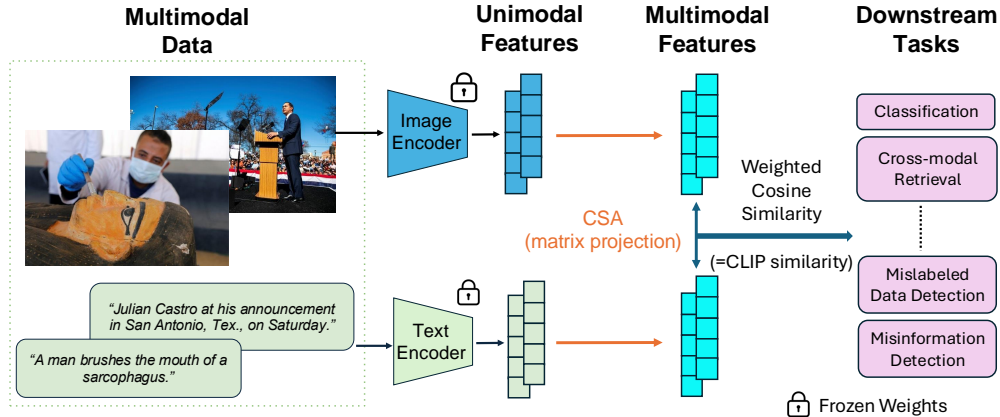


Figure 1: **Canonical similarity analysis (CSA)** replicates the CLIP multimodal similarity scores with two unimodal encoders. CSA uses two unimodal encoders to encode data to unimodal features. Then, it projects the unimodal features to a joint multimodal feature space. The weighted cosine similarity in this feature space replicates the CLIP similarity, enabling various downstream tasks, *e.g.*, cross-modal retrieval. CSA is a robust and data-efficient method that learns even when images and text are misaligned.

problem, essentially a matrix decomposition without training of neural networks. CSA supports all zero-shot tasks that CLIP is capable of while requiring significantly fewer training data.

**Contributions.** Our contributions are threefold: (1) We propose CSA which replicates the CLIP model using two unimodal encoders while demanding less computation and data (Section 4). (2) Our theoretical analysis characterizes the trade-off of obtaining informative embeddings and distinguishing multimodal data pairs, considering various hyperparameters of CSA (Section 5). (3) We tested CSA on tasks such as image classification, cross-modal retrieval, and misinformative captions detection (Section 6). The experimental results show that CSA outperforms or matches CLIP while requiring  $300,000\times$  fewer paired multimodal data and  $6\times$  fewer unimodal data. CSA outperforms the state-of-the-art method that employs unimodal models with the same amount of training data as 18% in ImageNet classification and 23% in image-to-text retrieval.

CSA works across all modalities beyond images and text. We additionally demonstrate its capability with audio and text, paving the way for new modality pairs, such as lidar and text Yang et al. (2023). In the future, we envision that new modality pairs will have limited paired multimodal data but sufficient unimodal data, where CSA can efficiently map unimodal features to multimodal features.

## 2 Related Works

**Unimodal Encoders.** Unimodal encoders encode unimodal data to fixed-dimensional features. In computer vision, encoders, *e.g.*, CosPlace (Berton et al., 2022), ViT (Dosovitskiy et al., 2021), and Dino (Caron et al., 2021; Oquab et al., 2023), are trained with augmented data with random cropping and blurring with contrastive loss (van den Oord et al., 2019). In natural language processing, one common data augmentation method is to randomly mask words or tokens, used in the universal sentence encoder (Cer et al., 2018), Bert (Devlin et al., 2019), and GTR (Ni et al., 2022).

**Multimodal Encoders.** Multimodal encoders project multimodal data points into a feature space shared between modalities. Thus, multimodal features enable training for downstream models (Shridhar et al., 2021; Li et al., 2024; Goel & Narasimhan, 2024). Another common usage is to directly take the inner product of features of data from different modalities, *e.g.*, an image and a sentence, as a similarity metric. This metric enables downstream tasks such as zero-shot image classification and cross-modal data retrieval. The CLIP model (Radford et al., 2021) is the milestone of multimodal encoders, which bridges the gap between language and vision. CLIP inspires encoders for other modalities, such as audio and inertial measurement units. Such encoders include ImageBind (Girdhar et al., 2023), AudioCLIP (Guzhov et al., 2022) and CLAP (Wu\* et al., 2023). Previous work also studied cross-modal retrieval on multi-label images (Ranjan et al., 2015), while ours focuses on a more generic multimodal setting with pre-trained unimodal encoders. Although ImageBind encodes 6 modalities, it lacks training data for all possible modality pairs, resulting in suboptimal performance for pairs such as audio and inertial measurement units.

**Neural Networks with CCA.** Previous works have shown that training losses inspired by canonical correlation analysis (CCA) (Hardoon et al., 2004) are useful in multimodal or multi-distribution tasks (Sun et al., 2019; Lyu & Fu, 2020, 2023). Although taking a crucial step of introducing CCA to deep learning, these works focus on training deep neural networks from scratch instead of using existing foundation encoder models, as in this work. Other works use techniques similar to CCA, such as principal component analysis (PCA), to process the output features of encoders (Li et al., 2023; Omama et al., 2024). In this work, we focus on using CCA to map unimodal features to a multimodal feature space without any model training, which significantly reduces the size of the required training dataset.

**Combining multiple unimodal Encoders.** The closest work to ours is ASIF (Norelli et al., 2023), which also uses multiple unimodal encoders to bridge the multimodal gap. ASIF calculates the similarity of a pair of multimodal data based on the unimodal similarity of the given data pair and a pre-selected, multimodal anchor dataset, similar to Moschella et al. (2023). It creates a linear kernel space by the anchor set. However, ASIF demands a huge anchor set to achieve similar performance to CLIP, while our proposed method, CSA, constantly outperforms ASIF in all tasks.

### 3 Problem Formulation

Given two sets of data  $X^1 = \{x_1^1, x_2^1, \dots, x_N^1\}$ ,  $X^2 = \{x_1^2, x_2^2, \dots, x_N^2\}$  from two modalities  $m^1, m^2$  (such as vision and language), we want to find two feature extractors (encoders)  $\mathbf{E}^1, \mathbf{E}^2$  that map the data to the same-dimensional feature space. The encoders generated feature pairs  $\mathbf{E}^1(x_i^1), \mathbf{E}^2(x_i^2)$  are close, and the feature pairs from different pairs of data  $\mathbf{E}^1(x_i^1), \mathbf{E}^2(x_j^2)$  are far.

Note that the two sets of data are paired, which means that they are sophisticatedly related (such as an image and its corresponding caption), although of different modalities. Previous works trained multimodal encoder pairs to achieve this goal by minimizing the following loss:

$$\mathcal{L}(X^1, X^2; \mathbf{E}^1, \mathbf{E}^2) := \quad \text{(Multimodal Contrastive Loss)}$$

$$\frac{-1}{2N} \sum_{i=1}^N \left[ 2(\mathbf{E}^1(x_i^1))^\top (\mathbf{E}^2(x_i^2)) - \sum_{j \neq i} \frac{(\mathbf{E}^1(x_i^1) + \mathbf{E}^2(x_i^2))^\top (\mathbf{E}^1(x_j^1) + \mathbf{E}^2(x_j^2))}{2N - 2} \right], \quad (1)$$

where the first term encourages similar features for the same pair of data, and the second term encourages the opposite. Variants of this loss are commonly used in contrastive learning (van den Oord et al., 2019), such as CLIP (Radford et al., 2021).

**From Unimodal to Multimodal.** Training a multimodal encoder to learn a multimodal feature space is time-consuming and data-inefficient. The original CLIP model learns from Internet-scale datasets (400 million images) and requires 500 A100 Nvidia GPUs. Instead of training end-to-end multimodal encoders, we leverage existing unimodal encoders to accelerate the multimodal learning process. That is, given unimodal encoders that encode data into unimodal feature spaces, we directly find two mapping functions that map each unimodal feature space to a multimodal space.

Mathematically, we use two unimodal encoders  $\mathbf{E}^1, \mathbf{E}^2$  that capture only unimodal latent information and individually encode data  $x_i^1, x_i^2$  into features  $\hat{z}_i^1, \hat{z}_i^2 \in \mathbb{R}^{q^1}, \mathbb{R}^{q^2}$ . Because these features  $\hat{z}_1^1, \hat{z}_1^2$  come from different encoders, their dimensions need not be the same ( $q^1 \neq q^2$ ), which complicates the discovery of the mapping functions. The dimensions of the features are significantly smaller than those of the raw data  $x_i$ . Hence, we utilize unimodal encoders to significantly reduce the dimension of the data and the complexity of the problem. Our ultimate goal is to efficiently find two mapping functions  $\mathbf{A}, \mathbf{B}$  that map the feature spaces to a multimodal one while preserving the contrastiveness property characterized in Equation 1.

### 4 Canonical Similarity Analysis (CSA)

The problem in Section 3 is easier to state than to solve. First, unimodal encoders have completely different architectures (e.g., transformers vs. U-net), losses, and output dimensions. Second, mapping data from various-dimensional feature spaces to a multimodal one means that we need to discard latent information from the higher-dimensional space. The challenge lies in determining what

information to discard to maintain the contrastiveness property. Also, we do not want to preserve all information as there might be some modality-specific information that we wish not to preserve through the mapping, such as words that cannot be expressed in images or punctuation.

We thus propose canonical similarity analysis (CSA). We observe that all downstream tasks use cosine similarity to obtain the similarity of multimodal data points. It inspires us to use correlation coefficients, the cosine similarity between centered vectors, to approximate this similarity and build the mapping functions from unimodality to multimodality. Precisely, we find the pairs of bases in each unimodal feature space that maximize the correlation coefficients. We use CCA to find such bases. Then, instead of directly using an inner product, we use a weighted cosine similarity score to evaluate the similarity of the multimodal data. We discard information from low-correlated bases, as they might not be relevant to the multimodal feature space, and we weight the contributions of the bases to the similarity score based on their correlation coefficients.

#### 4.1 Canonical Correlation Analysis

Recall the previous notation of two sets of data  $X^1 = \{x_1^1, x_2^1, \dots, x_N^1\}$ ,  $X^2 = \{x_1^2, x_2^2, \dots, x_N^2\}$ . We use two unimodal encoders  $\mathbf{E}^1, \mathbf{E}^2$  to encode and normalize the data into zero-meaned latent features  $\{\hat{z}_i^1, \hat{z}_i^2\}_{i=1}^N$ . To find the bases that maximize the correlation coefficients, we use CCA to map the two feature spaces to a multimodal feature space of dimension  $r = \min(q^1, q^2)$ :

$$\begin{aligned} \mathbf{A}^*, \mathbf{B}^* = \arg \max_{\mathbf{A} \in \mathbb{R}^{r \times q^1}, \mathbf{B} \in \mathbb{R}^{r \times q^2}} \text{Tr} \left( \mathbf{A} \hat{\mathbf{Z}}^1 \left( \mathbf{B} \hat{\mathbf{Z}}^2 \right)^\top \right) & \quad (\text{Formulation of CCA}) \\ \text{s.t. } (\mathbf{A} \hat{\mathbf{Z}}^1) (\mathbf{A} \hat{\mathbf{Z}}^1)^\top = (\mathbf{B} \hat{\mathbf{Z}}^2) (\mathbf{B} \hat{\mathbf{Z}}^2)^\top = \mathbf{I}_r, & \end{aligned} \quad (2)$$

where  $\hat{\mathbf{Z}}^1 \in \mathbb{R}^{q^1 \times N}$ ,  $\hat{\mathbf{Z}}^2 \in \mathbb{R}^{q^2 \times N}$  are the matrices consisting of column feature vectors  $\hat{z}$ ,  $\mathbf{I}_r \in \mathbb{R}^{r \times r}$  is the identity matrix, and  $\text{Tr}$  is the trace function. The objective of Equation 2 can be viewed as the sum of the correlation coefficients of the bases, and the identity constraints normalize the vectors so that covariance becomes correlation. In summary, CCA finds the bases of the two given matrices such that the projected vectors have the highest correlation coefficients  $\rho_i$  for  $i = 1, \dots, r$ .

Solving CCA is similar to principal component analysis (PCA), which is essentially a singular value decomposition (SVD) of time complexity  $O(q^1 q^2 r)$ . Therefore, it possesses the beneficial property of removing noise from the data, which we later detailed in the theoretical analysis. Weenink (2003) gives the analytical solution:

$$\mathbf{A}^*, \mathbf{B}^* = U \Sigma_{\hat{\mathbf{Z}}^1}^{-1/2}, V \Sigma_{\hat{\mathbf{Z}}^2}^{-1/2}, \quad (\text{Analytical Solution of CCA}) \quad (3)$$

where  $U^\top P V = \Sigma_{\hat{\mathbf{Z}}^1}^{-1/2} \hat{\mathbf{Z}}^1 \hat{\mathbf{Z}}^2 \Sigma_{\hat{\mathbf{Z}}^2}^{-1/2} \in \mathbb{R}^{q^1 \times q^2}$  is the SVD matrices of the rank- $r$  matrix. The correlation coefficients  $\rho$  of Equation 2 are the diagonal entries of  $P$  in descending order  $\rho_1 \geq \rho_2 \geq \dots \geq \rho_r$  like the descending principal components of PCA.

#### 4.2 Canonical Similarity Analysis

We now define CSA. For any pair of multimodal data  $\{x_j^1, x_j^2\}$ , with slight abuse of the notation of original data and features, we define the similarity as:

$$\mathcal{S}(x_j^1, x_j^2; s) = \mathcal{S}(\hat{z}_j^1, \hat{z}_j^2; s) = \frac{\sum_{i=1}^s \rho_i (\mathbf{A}^* \hat{z}_j^1)_i (\mathbf{B}^* \hat{z}_j^2)_i}{\|(\mathbf{A}^* \hat{z}_j^1)_{1:s}\|_2 \|(\mathbf{B}^* \hat{z}_j^2)_{1:s}\|_2}, \quad (\text{Canonical Similarity}) \quad (4)$$

where  $(\cdot)_{1:s}$  denotes the 1st to  $s$ -th row vector,  $(\cdot)_i$  denotes the  $i$ -th entry, and  $s$  is a pre-defined hyperparameter. Note that Equation 4 is the weighted cosine similarity of the first  $s$  dimensions of the transformed data matrix. The weights determine how much each dimension influences the overall similarity score, depending on their level of correlation. We chose the hyperparameter  $s$  so that CSA preserves the information of dimensions with correlations greater than  $\rho_s$ . As stated earlier, the feature space might contain modal-specific information that cannot be mapped to the other modality. Thus, we only take into account meaningful bases. We choose CCA with linear correlation instead of complicated kernel CCA because most contrastive learning loss functions only contain the linear inner product of the feature vectors, which is also the case in Equation 2.

### 4.3 Training and Inference

Similar to standard machine learning models, CSA consists of both training and inference phases. We split the multimodal data into training and test sets, just like in standard machine learning. CSA performs all optimizations on the training set, and the test set is not known a priori and is used only for evaluation. During the training phase, or rather called the fitting phase, CSA obtains the training set of encoded features from the unimodal encoders and then solves Equation 2. Note that CSA does not train any encoders, so it does not require GPUs. The resulting correlation coefficients  $\rho$  determines the value of  $s$  in Equation 4:

$$s = \arg \min_i \rho_i \quad \text{s.t. } \rho_i \geq \text{const.} \quad (5)$$

Note that const here is an empirical constant threshold to optimize performance in our experience. Finally, for any multimodal downstream task, CSA uses Equation 4 to evaluate the similarity between any pair of multimodal data. We later show the experimental results of CSA and compare the results with the state-of-the-art methods.

## 5 Theoretical Analysis of CSA

In this section, we characterize the trade-off of obtaining informative embeddings and distinguishing multimodal data pairs caused by selecting the appropriate  $s$  in Equation 4. We start with the linear setting, but the conclusion holds for a more general setting.

**Assumptions.** We follow the assumption of data generation per Joshi et al. (2024) and analyze the effect of CSA based on the theoretical results of contrastive losses (Ji et al., 2023; Tian, 2022; Nakada et al., 2023). Suppose that the  $N$  pairs of data  $\{x_i^1, x_i^2\}_{i=1}^N$  from two modalities  $m^1, m^2$  are generated as follows:

$$x_i^1 = \mathcal{T}^1 z_i + \epsilon_i^1, \quad x_i^2 = \mathcal{T}^2 z_i + \epsilon_i^2. \quad (6)$$

Here,  $z_i \in \mathbb{R}^q$  is the shared unobservable latent feature of the two modalities, and  $\mathcal{T}^1 \in \mathbb{R}^{p^1 \times q}, \mathcal{T}^2 \in \mathbb{R}^{p^2 \times q}$  are the linear mapping functions of the latent vectors to the observable data. Without loss of generality, we assume that both the latent feature vectors and noise for each modality are independent and identically distributed (i.i.d.) samples from any distribution.

**Optimal Linear Encoders of Contrastive Loss.** Previous work (Ji et al., 2023) gives the analytical solution of a unimodal linear encoder  $\mathbf{E}^i$  trained on linear contrastive loss with norm regularization:

$$\begin{aligned} \mathcal{L}(X^k, X'^k; \mathbf{E}^k) := & \frac{-1}{2N} \sum_{i=1}^N \left[ 2(\mathbf{E}^k x_i^k)^\top (\mathbf{E}^k x_i'^k) - \sum_{j \neq i} \frac{(\mathbf{E}^k x_i^k + \mathbf{E}^k x_i'^k)^\top (\mathbf{E}^k x_j^k + \mathbf{E}^k x_j'^k)}{2N - 2} \right] \\ & + \frac{\lambda}{2} \|\mathbf{E}^k \mathbf{E}^{k\top}\|_F^2, \quad \text{for } k = 1, 2, \quad (\text{Unimodal Contrastive Loss}) \end{aligned} \quad (7)$$

where  $X^k, X'^k$  are two sets of original and augmented (e.g., random masked, Gaussian blurred, etc.) data from the same modality, and  $\lambda$  is a hyperparameter weighting the regularization term. Note that this contrastive loss function is similar to Equation 1, but the second modality is the augmented data now. For simplicity, we assume that all unimodal data are augmented with complementary random masking with probability 0.5, so the optimal linear encoder is:

$$\mathbf{E}_{\text{linear}}^i = \arg \min_{E \in \mathbb{R}^{q \times p^i}} \mathcal{L} = C \left( \sum_{i=1}^q u_i \sigma_i e_i^\top \right)^\top, \quad \text{for } i = 1, 2. \quad (8)$$

In Equation 8,  $C > 0$  is a positive constant related to  $\lambda$  in Equation 7.  $e_i$  is the  $i$ -th standard vector basis, and  $\sigma_i$  is the  $i$ -th largest eigenvalue of matrix:

$$\text{OffDiag}(X^i X^{i\top}) - \frac{1}{N-1} X^i (\mathbf{1} - \mathbf{I}_N) X^{i\top}, \quad (9)$$

where OffDiag denotes the function that makes all diagonal entries 0, and  $\mathbf{1}$  is a square matrix of ones. From Equation 3, 6, and 8, the solution of CSA in linear setting is:

$$\mathbf{A}^* \hat{z}_i^1 = \mathbf{A}^* \mathbf{E}_{\text{linear}}^1 x_i^1 = \mathbf{A}^* \mathbf{E}_{\text{linear}}^1 (\mathcal{T}^1 z_i + \epsilon_i^1), \quad \mathbf{B}^* \hat{z}_i^2 = \mathbf{B}^* \mathbf{E}_{\text{linear}}^2 x_i^2 = \mathbf{B}^* \mathbf{E}_{\text{linear}}^2 (\mathcal{T}^2 z_i + \epsilon_i^2). \quad (10)$$

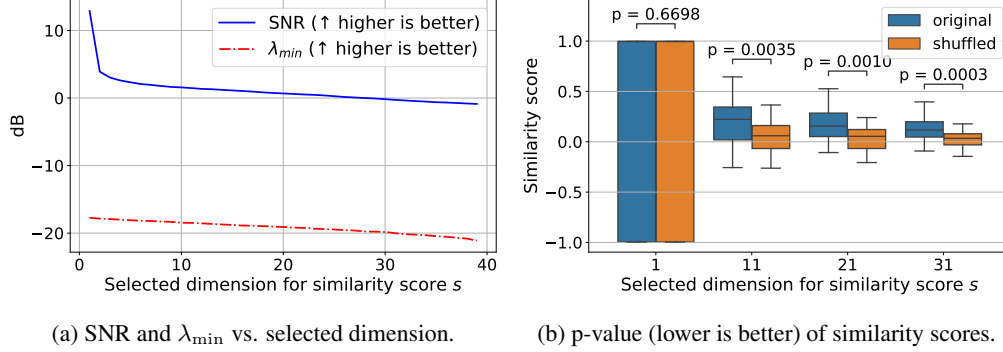


Figure 2: **Trade of canonical similarity analysis:** (a) When  $s$  is low, the signal-to-noise ratio (SNR) of the data is high, and the minimum singular value  $\lambda_{min}$  is large. It preserves the distance between contrastive data. (b) When  $s$  is low, the p-value is large, and the original and shuffled distributions are alike, so the similarity score is meaningless. (a) shows the desirable properties when  $s$  is low and (b) shows the opposite.

**Sensitivity to Noise.** The noise in Equation 6 affects the unimodal linear encoders  $\mathbf{E}_{\text{linear}}^1, \mathbf{E}_{\text{linear}}^2$  from the second term of Equation 9. It hinders the unimodal encoders in finding the inverse of  $\mathcal{T}^1, \mathcal{T}^2$  but in encoding the noise. The noise then propagates and affects the covariance matrices of  $\hat{z}$  and the decomposed orthogonal matrices  $U$  and  $V$  in Equation 3,. Hence, we rely on the hyperparameter  $s$  to prevent noise from dominating. When  $s$  increases, we include the less correlated dimensions caused by noise in the canonical similarity metric in Equation 4.

**Distinguish Contrastive Data Pairs.** In Equation 7, similar sample pairs, *i.e.*, the augmented and original data, stay close to each other, while dissimilar ones, *i.e.*, augmented data from different data points, are far apart. However, in the objective of CCA Equation 2, we focus only on maximizing the correlation coefficients of similar samples while ignoring dissimilar ones.

We now analyze how CSA distinguishes contrastive latent feature pairs from the two unimodal encoders. Given two data pairs  $(x_a^1, x_a^2)$  and  $(x_b^1, x_b^2)$ , we assume that the predicted latent feature pairs  $(\hat{z}_a^1, \hat{z}_a^2), (\hat{z}_b^1, \hat{z}_b^2)$  are distant because the unimodal encoders are trained for it. The distance between latent features preserved in the matrix transformations is bounded as follows:

$$\begin{aligned} \lambda_{\min}(\mathbf{A}^*)\lambda_{\min}(\mathbf{E}_{\text{linear}}^1)\|x_a^1 - x_b^1\|_2 &\leq \lambda_{\min}(\mathbf{A}^*\mathbf{E}_{\text{linear}}^1)\|x_a^1 - x_b^1\|_2 \leq \|\mathbf{A}^*(\hat{z}_a^1 - \hat{z}_b^1)\|_2, \\ \lambda_{\min}(\mathbf{B}^*)\lambda_{\min}(\mathbf{E}_{\text{linear}}^2)\|x_a^2 - x_b^2\|_2 &\leq \lambda_{\min}(\mathbf{B}^*\mathbf{E}_{\text{linear}}^2)\|x_a^2 - x_b^2\|_2 \leq \|\mathbf{B}^*(\hat{z}_a^2 - \hat{z}_b^2)\|_2, \end{aligned} \quad (11)$$

where  $\lambda_{\min}(\cdot)$  denotes the minimum singular value, which is the opposite of the Lipschitz constant of a matrix. From Equation 11, we can see that the distance between the CSA features (right-hand side) is lower bounded by the distance of the original data with a constant of minimum singular values (left-hand side). Thus, we know how the hyperparameter  $s$  selecting the dimension of CSA affects the distance between dissimilar data pairs. When the hyperparameter  $s$  decreases, CSA takes into account fewer dimensions per Equation 4. That is,  $\lambda_{\min}(\mathbf{A}_{1:s}^*) = \rho_s$  is effectively larger, which ultimately results in more distant features in the CSA space, and vice versa. In summary, a smaller  $s$  preserves distance in the CSA space, which distinguishes contrastive data pairs.

**Trade-off of Canonical Similarity Analysis.** Previous results show that a smaller  $s$  leads to less noisy but more contrastive similarity scores, which is desirable. However,  $s = 1$  is not desirable because it loses much information about the true latent features, and most vectors will have identical similarity scores. In practice, we do not know the dimension of the latent feature  $q$  and can only use CSA to project the encoded features of two modalities to a dimension that is less noisy, but also contains enough information about the true shared latent feature  $z$ .

**Numerical Experiments.** We validate the trade-off through numerical experiments following Equation 6. Figure 2a shows that if we only account for a few dimensions ( $s$  is low), the signal-to-noise ratio (SNR) of the data is then high, and the minimum singular value  $\lambda_{min}$  is large, which preserves the distance between contrastive data. Note that Figure 2a shows the values in decibels (dB). Figure 2b compares paired data  $(x_i^1, x_i^2)$  and randomly shuffled data  $(x_i^1, x_j^2), i \neq j$ . High Wilcoxon p-values mean that the two distributions of similarity scores from Equation 4 are alike. In this case, the canonical similarity score is meaningless, and larger  $s$  is more desirable. The intrinsic trade-off in selecting  $s$  is now clear. When  $s$  is too small, we do not have meaningful similarity scores that distinguish unpaired data, but when  $s$  is too large, we have noisy and closer clusters of features.

Method	Train images	Train text	Parameter	Feature dimension $q, r$
CLIP	12B	12B	1.3B	$q = 1280$
GTR	$\times$	2B	335M	$q = 768$
DINOv2	142M	$\times$	1.1B	$q = 1536$
CSA (ours on ImageNet)	35k	1k	$\times$	$r = 700$
CSA (ours on Leafy Spurge)	800	2	$\times$	$r = 250$
CSA (ours on Flickr30k)	5k	25k	$\times$	$r = 200$
CSA (ours on COSMOS)	41k	41k	$\times$	$r = 750$

Table 1: **Comparison of methods:** CSA utilizes two unimodal encoders to match the performance of CLIP while requiring significantly less data.

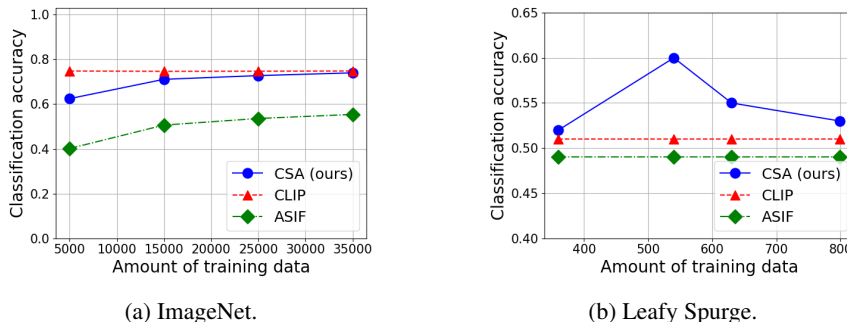


Figure 3: **Image classification:** CSA (blue) is highly data-efficient, requiring only 35,000 training samples to match the performance of CLIP in ImageNet and 360 samples in Leafy Spurge.

Method	mAP@5	Precision@1	Precision@5	Method	Precision@1
CSA (ours)	36.6%	59.3%	43.4%	CSA (ours)	44.7%
CLIP	73.8%	92.9%	77.2%	CLIP	79.5%
ASIF	14.6%	25.6%	20.0%	ASIF	0.1%

(a) Image-to-text retrieval

(b) Text-to-image retrieval

Table 2: **Cross-modal retrieval on Flickr30k:** CSA exhibits lower performance compared to the multimodal baseline, CLIP. However, it outperforms the unimodal baseline, ASIF, in both retrieval scenarios.

## 6 Experiments

**Baselines.** We compared CSA with another baseline, ASIF (Norelli et al., 2023). It has the same setting as CSA, which uses two unimodal encoders to calculate the similarity of a multimodal data pair. Unlike CSA solves an optimization problem, ASIF infers multimodal similarity by the unimodal distance between data points. ASIF is the only fair baseline for CSA. We trained CSA and ASIF with the same training set and unimodal encoders and evaluated all the methods in the test set. We also compared CSA with the state-of-the-art multimodal encoder model from OpenCLIP (Ilharco et al., 2021; Cherti et al., 2022), acknowledging their incomparable training set and model parameters, shown in Table 1. In addition to encoder models, we compared the performance of LLaVA2-13B (Touvron et al., 2023), a multimodal large language model, and prompted it to solve the specified tasks from the provided image and text. The unimodal encoders of CSA and ASIF are GTR (Ni et al., 2022) and DINOv2 (Oquab et al., 2023) here. Section A shows the detailed settings.

**Image Classification.** We first examined CSA’s ability of image classification on ImageNet and Leafy Spurge. All methods input an image and all possible captions “This is an image of *label*” and select the most similar caption as the predicted label. In Figure 3a, CSA requires only 35,000 training samples to match the performance of CLIP and consistently outperforms ASIF, which needs millions of data points to achieve a similar performance to CLIP. Since CLIP is zero-shot, its performance is regardless of the amount of data. Leafy Spurge challenges the capability of methods with extremely limited data. This dataset includes only 800 training images and 100 test images of plants with binary classes: leafy spurge and others. The images are out-of-distribution for any encoders, as this dataset was newly published in 2024 and captured using drones. Figure 3b shows that while the performance of CSA fluctuates, it consistently outperforms CLIP and ASIF in this challenging scenario, demonstrating CSA’s effectiveness with limited out-of-distribution data.

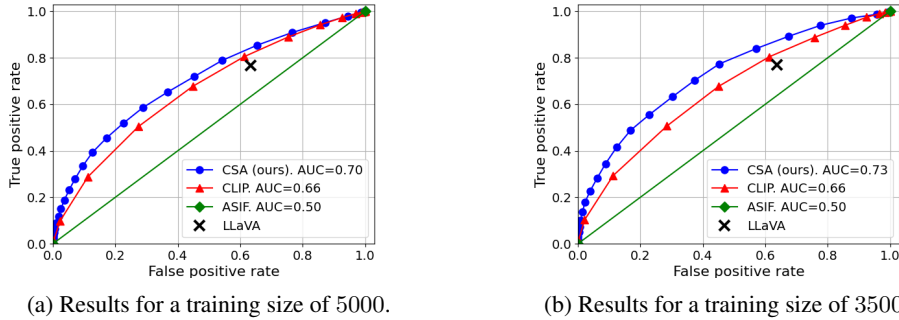


Figure 4: **Detecting mislabeled ImageNet images:** CSA (blue) outperforms CLIP, ASIF, and LLaVA with a higher AUC. (a) and (b) illustrate the results for CSA and ASIF across various training set sizes, showing the superior performance of CSA with limited noisy training data.

Table 1 shows the size of the training set and the number of parameters of the neural network encoders. Notably, CSA surpasses CLIP by utilizing two unimodal model encoders trained on 2 billion text samples and 142 million images, along with only 35,000 multimodal data points. This is  $6\times$  less multimodal data and  $300,000\times$  less unimodal data compared to the CLIP training set.

**Cross-modal Retrieval.** We examined CSA and the other baselines on a cross-modal retrieval dataset, Flickr30k (Young et al., 2014), which contains 15,000 images, each paired with 5 textual descriptions. This dataset is common for evaluating the performance of image-to-text and text-to-image retrieval. For image-to-text retrieval, the task is to find the corresponding caption from a set of possible candidates (the so-called reference set) given a query image and vice versa. We retrieved the most similar images or text from the reference set according to the similarity scores of all methods and showed the results in Table 2. For image-to-text retrieval, we show mean average precision (mAP), precision@1, and precision@5. For text-to-image retrieval, we only evaluated performance using precision@1 since there is only one correct image. From Table 2, CSA exhibits lower performance compared to the multimodal baseline, CLIP. However, it outperforms the unimodal baseline, ASIF, in both retrieval scenarios. Notably, ASIF completely failed in the text-to-image retrieval task.

**Detecting Mislabeled ImageNet Images.** We again show CSA’s superiority with limited and noisy data. Previous works show that ImageNet is imperfect and contains incorrectly labeled images, leading to several failure modes of downstream models (Vasudevan et al., 2022). Trained with the original incorrect ImageNet dataset, all methods detect if the input image and the label align. We use human-evaluated labels from (Northcutt et al., 2021) to define incorrectly labeled images.

All methods input an image and caption “This is an image of *label*” and output if the image and caption align or not (true or false). LLaVA answers questions about whether the given image and caption align. CSA, CLIP, and ASIF output true if the calculated similarity score of the image and caption pair is greater than a threshold. We enumerated the thresholds to obtain several true and false positive rates and show the receiver operating characteristic (ROC) curves in Figure 4. In the legend, we listed the area under the curve (AUC), where a higher value indicates better performance. In Figure 4, CSA outperforms all other baselines, even LLaVA, given 5,000 image-label pairs. We also see that when the size of the training data increases from 5,000 to 35,000, the performance of CSA and ASIF increases as well. We emphasize that the comparison of AUC does not directly compare accuracy. As shown in Figure 4b, the true positive rate of CSA outperforms LLaVA by nearly 10% under the same false positive rate.

Note that the training sets of CSA and ASIF contain mislabeled ImageNet images, demonstrating CSA’s robustness to noisy data and efficiency in learning from just 5,000 pairs. Similarly, the CLIP encoders’ training set also contains mislabeled ImageNet images, making the comparison fair. We later demonstrate CSA’s robustness with even noisier training data.

**Detecting Misinformative Captions.** Detecting mislabeled images is easy since text captions differ only in labels. We considered a much harder task to detect misinformation news captions from the COSMOS dataset (Aneja et al., 2023). The task involves determining whether a Google-retrieved caption aligns with news images and its original captions, as shown in Figure 5a. The benchmark considers the retrieved captions misinformative if they do not align with the images and the corre-



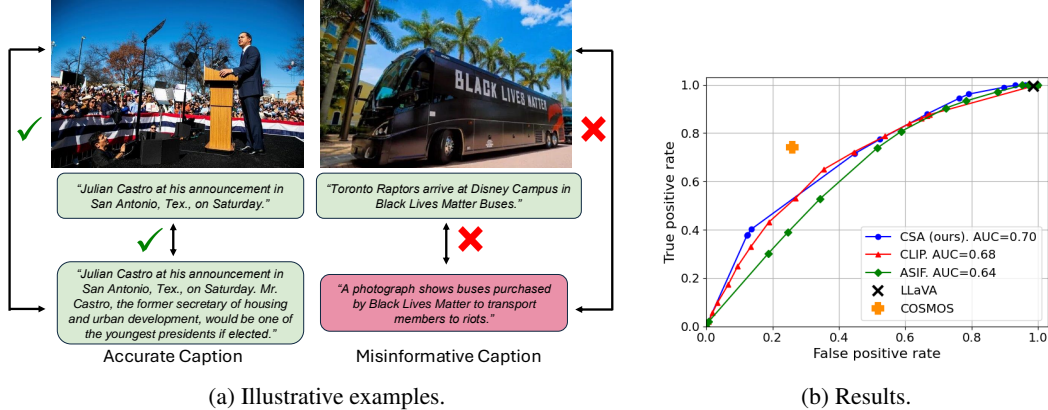


Figure 5: **Detecting misinformative news captions:** (a) We consider the retrieved captions misinformative if they do not align with the images and the corresponding captions. (b) CSA (blue) outperforms CLIP, ASIF, and LLaVA with a higher AUC. The orange cross is the supervised learning method from the original COSMOS paper trained with labels of object locations, which is the only method that outperforms CSA.

spending captions simultaneously. The ultimate goal of the task is to identify and prevent the spread of misinformative news captions on the Internet.

We evaluated the similarities between the image and its retrieved caption, as well as between the two captions, and identified misinformation when both similarity scores fell below the respective thresholds. Figure 5b shows all the ROC curves and their AUC. Again, CSA outperforms CLIP with two unimodal encoders. The supervised learning method from the original COSMOS paper is the only method that performs better than CSA, although trained with supervised labels of object locations. Note that the LLaVA agent completely fails this task with a false positive rate of 100%, as it always thinks that the retrieved captions align with the given images and the original captions.

**Robustness to noisy data.** To test CSA’s robustness, we randomly shuffled a percentage of the training labels of ImageNet and evaluated the resulting test accuracy. Figure 6 shows that CSA constantly outperforms ASIF and achieves 70% accuracy even if 50% of the training labels are incorrect. When all the data are shuffled, both CSA and ASIF degrade to 0% accuracy.

**Towards more modalities and ablation study.** To provide a comprehensive study to CSA, we show additional results in the Appendix. To show that CSA generalizes to other modalities, we tested it on audio and text data from MusicCaps (Agostinelli et al., 2023) in Section B. See Section C for the correlation coefficients of multimodal data and the results of CSA with various  $s$  in Equation 4 in Section D and unimodal encoders in Section E.

**Limitations.** CSA is suitable for bimodal data, similar to CLIP, unlike Imagebind (Girdhar et al., 2023) is capable of 6 modalities. Once the encoded features are obtained, CSA is an optimization problem suitable for CPUs but not GPUs, so one cannot accelerate the computation of CSA with GPUs. Like ASIF, CSA is based on unimodal encoders. If the unimodal encoders are not foundation models but trained on limited datasets like MNIST, the performance of CSA degrades.

**Summary.** CSA always outperforms the unimodal baseline, ASIF, and matches or exceeds CLIP’s performance, except in cross-modal retrieval. This exception likely arises because cross-modal retrieval involves comparing thousands of similarity score pairs between the query data and the reference set, unlike the other tasks that compare against certain captions. It highlights the trade-off of CSA discussed in Section 5. CSA encounters a trade-off between distinguishability and informativeness, *i.e.*, to maintain the distant features. Retrieval tasks require a more curated balance between these aspects, and other tasks benefit from greater distinguishability of similarity scores.

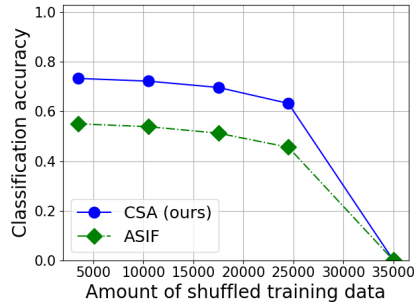


Figure 6: **Robustness to noisy ImageNet data:** CSA remains performant even when the training labels, comprising a total of 35,000 samples, are partially shuffled.

We conclude that CSA is a robust and data-efficient method to replicate the CLIP similarity score using two unimodal encoders. In Table 1, the amount of data required compared to CLIP underscores that unimodal encoders are significantly more efficient to train. A small amount of multimodal data suffices to learn the mapping of unimodal features to a multimodal space, even if the training data are unprocessed by humans (COSMOS) or incorrectly labeled (ImageNet).

## 7 Conclusions and Future Works

In this work, we proposed CSA, which maps two unimodal feature spaces from pre-trained encoders to a multimodal feature space. CSA is extremely data-efficient. We characterize the intrinsic trade-off of CSA, and CSA shows competitive performance compared to CLIP models in image classification, mislabeled data detection, cross-modality retrieval, and misinformation detection tasks with limited data. CSA also outperforms the state-of-the-art method in the same setting.

Future work includes extending CSA to more than 2 modality pairs, just as generalized CCA (Horst, 1961) extends CCA to more sources. In addition, understanding the relationship between the size of the training set and its performance is crucial. If we can fine-tune the unimodal encoders, which loss function will result in the most suitable feature space for CSA remains an open problem. Lastly, CSA essentially finds a mapping function between two feature spaces, which need not be modality features. We aim to test CSA on mapping intramodal data, such as multi-view images of an object.

## References

- Andrea Agostinelli, Timo I. Denk, Zalán Borsos, Jesse Engel, Mauro Verzetti, Antoine Caillon, Qingqing Huang, Aren Jansen, Adam Roberts, Marco Tagliasacchi, Matt Sharifi, Neil Zeghidour, and Christian Frank. Musiclm: Generating music from text, 2023. URL <https://arxiv.org/abs/2301.11325>.
- Shivangi Aneja, Chris Bregler, and Matthias Nießner. Cosmos: catching out-of-context image misuse with self-supervised learning. In *AAAI*, 2023. ISBN 978-1-57735-880-0. doi: 10.1609/aaai.v37i12.26648. URL <https://doi.org/10.1609/aaai.v37i12.26648>.
- Gabriele Berton, Carlo Masone, and Barbara Caputo. Rethinking visual geo-localization for large-scale applications. In *Proceedings of the IEEE/CVF Conference on Computer Vision and Pattern Recognition (CVPR)*, 2022.
- Mathilde Caron, Hugo Touvron, Ishan Misra, Hervé Jégou, Julien Mairal, Piotr Bojanowski, and Armand Joulin. Emerging properties in self-supervised vision transformers. In *Proceedings of the International Conference on Computer Vision (ICCV)*, 2021.
- Daniel Cer, Yinfei Yang, Sheng yi Kong, Nan Hua, Nicole Limtiaco, Rhomni St. John, Noah Constant, Mario Guajardo-Cespedes, Steve Yuan, Chris Tar, Yun-Hsuan Sung, Brian Strope, and Ray Kurzweil. Universal sentence encoder, 2018. URL <https://arxiv.org/abs/1803.11175>.
- James Chapman and Hao-Ting Wang. Cca-zoo: A collection of regularized, deep learning based, kernel, and probabilistic cca methods in a scikit-learn style framework. *Journal of Open Source Software*, 6(68):3823, 2021.
- Mehdi Cherti, Romain Beaumont, Ross Wightman, Mitchell Wortsman, Gabriel Ilharco, Cade Gordon, Christoph Schuhmann, Ludwig Schmidt, and Jenia Jitsev. Reproducible scaling laws for contrastive language-image learning. *arXiv preprint arXiv:2212.07143*, 2022.
- Jacob Devlin, Ming-Wei Chang, Kenton Lee, and Kristina Toutanova. Bert: Pre-training of deep bidirectional transformers for language understanding, 2019.
- Alexey Dosovitskiy, Lucas Beyer, Alexander Kolesnikov, Dirk Weissenborn, Xiaohua Zhai, Thomas Unterthiner, Mostafa Dehghani, Matthias Minderer, Georg Heigold, Sylvain Gelly, Jakob Uszkoreit, and Neil Houlsby. An image is worth 16x16 words: Transformers for image recognition at scale. In *International Conference on Learning Representations*, 2021. URL <https://openreview.net/forum?id=YicbFdNTTy>.
- Rohit Girdhar, Alaeldin El-Nouby, Zhuang Liu, Mannat Singh, Kalyan Vasudev Alwala, Armand Joulin, and Ishan Misra. Imagebind: One embedding space to bind them all, 2023.
- Harsh Goel and Sai Shankar Narasimhan. Improving end-to-end autonomous driving with synthetic data from latent diffusion models. In *First Vision and Language for Autonomous Driving and Robotics Workshop*, 2024.
- Andrey Guzhov, Federico Raue, Jörn Hees, and Andreas Dengel. Audioclip: Extending clip to image, text and audio. In *IEEE International Conference on Acoustics, Speech and Signal Processing (ICASSP)*, pp. 976–980, 2022.
- David R. Hardoon, Sandor Szedmak, and John Shawe-Taylor. Canonical correlation analysis: An overview with application to learning methods. *Neural Computation*, 16(12):2639–2664, 2004.
- Paul Horst. Generalized canonical correlations and their application to experimental data. *Journal of clinical psychology*, 14, 1961.
- Gabriel Ilharco, Mitchell Wortsman, Ross Wightman, Cade Gordon, Nicholas Carlini, Rohan Taori, Achal Dave, Vaishaal Shankar, Hongseok Namkoong, John Miller, Hannaneh Hajishirzi, Ali Farhadi, and Ludwig Schmidt. Openclip, 2021.
- Wenlong Ji, Zhun Deng, Ryumei Nakada, James Zou, and Linjun Zhang. The power of contrast for feature learning: A theoretical analysis. *Journal of Machine Learning Research*, 24(330):1–78, 2023.
- Siddharth Joshi, Arnav Jain, Ali Payani, and Baharan Mirzasoleiman. Data-efficient contrastive language-image pretraining: Prioritizing data quality over quantity. In *International Conference on Artificial Intelligence and Statistics*, 2024.

- Po-han Li, Sravan Kumar Ankireddy, Ruihan Zhao, Hossein Nourkhiz Mahjoub, Ehsan Moradi-Pari, Ufuk Topcu, Sandeep Chinchali, and Hyeji Kim. Task-aware distributed source coding under dynamic bandwidth. In *Advances in Neural Information Processing Systems*, 2023.
- Po-han Li, Oyku Selin Toprak, Aditya Narayanan, Ufuk Topcu, and Sandeep Chinchali. Online foundation model selection in robotics, 2024. URL <https://arxiv.org/abs/2402.08570>.
- Qi Lyu and Xiao Fu. Nonlinear multiview analysis: Identifiability and neural network-assisted implementation. *IEEE Transactions on Signal Processing*, 68:2697–2712, 2020. URL <https://ieeexplore.ieee.org/document/9064884/>.
- Qi Lyu and Xiao Fu. Finite-sample analysis of deep CCA-based unsupervised post-nonlinear multimodal learning. *IEEE Transactions on Neural Networks and Learning Systems*, 34(11):9568–9574, 2023. URL <https://ieeexplore.ieee.org/document/9747934/>.
- Luca Moschella, Valentino Maiorca, Marco Fumero, Antonio Norelli, Francesco Locatello, and Emanuele Rodolà. Relative representations enable zero-shot latent space communication. In *International Conference on Learning Representations*, 2023. URL <https://openreview.net/forum?id=SrC-nwieGJ>.
- Ryumei Nakada, Halil Ibrahim Gulluk, Zhun Deng, Wenlong Ji, James Zou, and Linjun Zhang. Understanding multimodal contrastive learning and incorporating unpaired data. In *International Conference on Artificial Intelligence and Statistics*, pp. 4348–4380. PMLR, 2023.
- Jianmo Ni, Chen Qu, Jing Lu, Zhuyun Dai, Gustavo Hernandez Abrego, Ji Ma, Vincent Zhao, Yi Luan, Keith Hall, Ming-Wei Chang, and Yinfei Yang. Large dual encoders are generalizable retrievers. In *Proceedings of the 2022 Conference on Empirical Methods in Natural Language Processing*, December 2022. doi: 10.18653/v1/2022.emnlp-main.669. URL <https://aclanthology.org/2022.emnlp-main.669>.
- Antonio Norelli, Marco Fumero, Valentino Maiorca, Luca Moschella, Emanuele Rodolà, and Francesco Locatello. ASIF: Coupled data turns unimodal models to multimodal without training. In *Advances in Neural Information Processing Systems*, 2023. URL <https://openreview.net/forum?id=Xj0j3ZmWE1>.
- Curtis G. Northcutt, Anish Athalye, and Jonas Mueller. Pervasive label errors in test sets destabilize machine learning benchmarks. In *Proceedings of the 35th Conference on Neural Information Processing Systems Track on Datasets and Benchmarks*, December 2021.
- Mohammad Omama, Po han Li, and Sandeep P. Chinchali. Exploiting distribution constraints for scalable and efficient image retrieval, 2024. URL <https://arxiv.org/abs/2410.07022>.
- Maxime Oquab, Timothée Darcet, Théo Moutakanni, Huy Vo, Marc Szafraniec, Vasil Khalidov, Pierre Fernandez, Daniel Haziza, Francisco Massa, Alaaeldin El-Nouby, Mahmoud Assran, Nicolas Ballas, Wojciech Galuba, Russell Howes, Po-Yao Huang, Shang-Wen Li, Ishan Misra, Michael Rabbat, Vasu Sharma, Gabriel Synnaeve, Hu Xu, Hervé Jegou, Julien Mairal, Patrick Labatut, Armand Joulin, and Piotr Bojanowski. DINOv2: Learning robust visual features without supervision, 2023.
- Alec Radford, Jong Wook Kim, Chris Hallacy, Aditya Ramesh, Gabriel Goh, Sandhini Agarwal, Girish Sastry, Amanda Askell, Pamela Mishkin, Jack Clark, et al. Learning transferable visual models from natural language supervision. In *International Conference on Machine Learning*, pp. 8748–8763, 2021.
- Viresh Ranjan, Nikhil Rasiwasia, and CV Jawahar. Multi-label cross-modal retrieval. In *Proceedings of the IEEE international conference on computer vision*, 2015.
- Piyush Sharma, Nan Ding, Sebastian Goodman, and Radu Soricut. Conceptual captions: A cleaned, hypernymed, image alt-text dataset for automatic image captioning. In *Proceedings of the 56th Annual Meeting of the Association for Computational Linguistics*, 2018. doi: 10.18653/v1/P18-1238. URL <https://aclanthology.org/P18-1238>.
- Mohit Shridhar, Lucas Manuelli, and Dieter Fox. Cliport: What and where pathways for robotic manipulation. In *Proceedings of the 5th Conference on Robot Learning (CoRL)*, 2021.
- Zhongkai Sun, Prathusha Sarma, William Sethares, and Yingyu Liang. Learning relationships between text, audio, and video via deep canonical correlation for multimodal language analysis, 2019. URL <http://arxiv.org/abs/1911.05544>.

- Yuandong Tian. Understanding deep contrastive learning via coordinate-wise optimization. In *Advances in Neural Information Processing Systems*, 2022.
- Hugo Touvron, Louis Martin, Kevin Stone, Peter Albert, Amjad Almahairi, Yasmine Babaei, Nikolay Bashlykov, Soumya Batra, Prajjwal Bhargava, Shruti Bhosale, Dan Bikel, Lukas Blecher, Cristian Canton Ferrer, Moya Chen, Guillem Cucurull, David Esiobu, Jude Fernandes, Jeremy Fu, Wenyin Fu, Brian Fuller, Cynthia Gao, Vedanuj Goswami, Naman Goyal, Anthony Hartshorn, Saghar Hosseini, Rui Hou, Hakan Inan, Marcin Kardas, Viktor Kerkez, Madian Khabsa, Isabel Kloumann, Artem Korenev, Punit Singh Koura, Marie-Anne Lachaux, Thibaut Lavril, Jenya Lee, Diana Liskovich, Yinghai Lu, Yuning Mao, Xavier Martinet, Todor Mihaylov, Pushkar Mishra, Igor Molybog, Yixin Nie, Andrew Poulton, Jeremy Reizenstein, Rashi Rungta, Kalyan Saladi, Alan Schelten, Ruan Silva, Eric Michael Smith, Ranjan Subramanian, Xiaoqing Ellen Tan, Binh Tang, Ross Taylor, Adina Williams, Jian Xiang Kuan, Puxin Xu, Zheng Yan, Iliyan Zarov, Yuchen Zhang, Angela Fan, Melanie Kambadur, Sharan Narang, Aurelien Rodriguez, Robert Stojnic, Sergey Edunov, and Thomas Scialom. Llama 2: Open foundation and fine-tuned chat models, 2023.
- Aaron van den Oord, Yazhe Li, and Oriol Vinyals. Representation learning with contrastive predictive coding, 2019.
- Vijay Vasudevan, Benjamin Caine, Raphael Gontijo Lopes, Sara Fridovich-Keil, and Rebecca Roelofs. When does dough become a bagel? analyzing the remaining mistakes on imagenet. *Advances in Neural Information Processing Systems*, 35:6720–6734, 2022.
- David Weenink. Canonical correlation analysis. In *Proceedings of the Institute of Phonetic Sciences of the University of Amsterdam*, volume 25, pp. 81–99. University of Amsterdam, 2003.
- Yusong Wu\*, Ke Chen\*, Tianyu Zhang\*, Yuchen Hui\*, Taylor Berg-Kirkpatrick, and Shlomo Dubnov. Large-scale contrastive language-audio pretraining with feature fusion and keyword-to-caption augmentation. In *IEEE International Conference on Acoustics, Speech and Signal Processing (ICASSP)*, 2023.
- Senqiao Yang, Jiaming Liu, Ray Zhang, Mingjie Pan, Zoey Guo, Xiaoqi Li, Zehui Chen, Peng Gao, Yandong Guo, and Shanghang Zhang. Lidar-llm: Exploring the potential of large language models for 3d lidar understanding. *arXiv preprint arXiv:2312.14074*, 2023.
- Peter Young, Alice Lai, Micah Hodosh, and Julia Hockenmaier. From image descriptions to visual denotations: New similarity metrics for semantic inference over event descriptions. *Transactions of the Association for Computational Linguistics*, 2:67–78, 2014.

# Appendices

## A Additional details on the experiments

We run all inferences of LLAVA and encoder models on an NVIDIA RTX A5000 GPU, and solving Equation 2 with 35,000 multimodal feature vectors on a 64 core Xeon Gold 6226R CPU machine takes less than 10 minutes. The implementation of CCA is from CCA Zoo Chapman & Wang (2021).

**Multimodal Encoders.** The multimodal image-text encoder used throughout the experiments is *laion/CLIP-ViT-bigG-14-laion2B-39B-b160k* from Huggingface. The multimodal audio-text encoder used is *laion/larger\_clap\_general* from Huggingface (Wu\* et al., 2023).

**Unimodal Encoders.** We use several unimodal encoders and show the difference in performance in Section E. To encode images, we tested DINOv2-Giant (Oquab et al., 2023) and the unimodal part of the multimodal encoders previously mentioned. To encode text, we tested GTR-t5-large (Ni et al., 2022) and the unimodal part of the multimodal encoders mentioned above. To show CSA’s ability to combine unimodal models, we never tried using the paired unimodal encoders of a multimodal encoder in our experiments, *i.e.*, using CLIP to encode both images and text.

**Flickr30k.** We trained ASIF and CSA on the Flickr validation set, which includes 145,000 images and 5 captions for each image. We then validated the models on a test set of 5,000 images and 25,000 captions.

**COSMOS.** We trained ASIF and CSA on the COSMOS validation set, which includes 41,006 image-caption pairs. We then validated the models using a test set of 1,700 image-caption pairs, with half of the captions labeled as misinformation by human annotators.

## B Towards more modalities—Audio and text

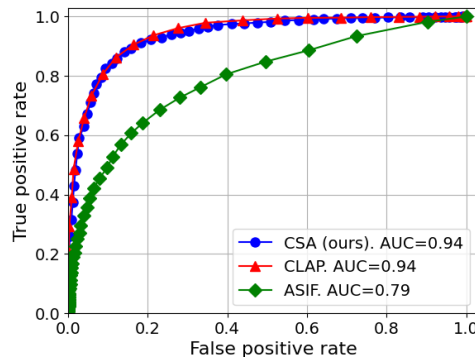


Figure 7: **Classification of YouTube audio and genre tags:** CSA (blue) performs as well as CLAP, the CLIP-inspired multimodal audio and text encoder, and outperforms ASIF in classifying genre tags of YouTube audio.

We now show CSA’s generalization ability to more modalities with MusicCaps (Agostinelli et al., 2023). We use GTR and CLAP to encode YouTube audio along with the tagged genre descriptions of the audio. We conducted a classification task in which the models input the audio and a tag and output if the audio aligns with the caption. Similar to the mislabeled ImageNet experiment, we show the ROC curves and compare the AUC in Figure 7. We trained ASIF and CSA for 3,777 data points and tested all methods on 1,625 data points. We randomly sampled a tag for each data point during both training and inference. In Figure 7, we see that CSA performs as well as CLAP, the CLIP-inspired multimodal audio and text encoder, and outperforms ASIF. Thus, we conclude that CSA extends its capabilities beyond image and text, effectively handling audio and text as well.

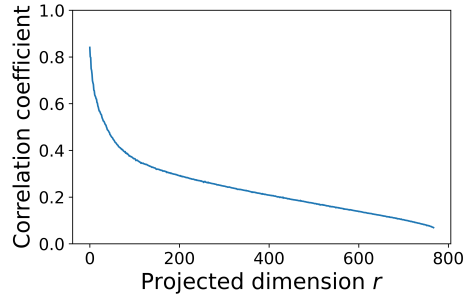


Figure 8: **Correlation coefficients of COSMOS image and caption features under CSA:** The data are inherently noisy, as indicated by the correlation coefficients of the unimodal feature spaces, which concentrate on 0.2 to 0.4. The unimodal encoders here are GTR and DINOv2.

## C Correlation of Feature Spaces

To take a deeper look into unimodal feature spaces, we show the correlation coefficients of COSMOS image and caption features under CSA in Figure 8. The data are inherently noisy, as indicated by the correlation coefficients of the unimodal feature spaces, which concentrate on 0.2 to 0.4. This distribution of correlation coefficients highlights that, despite the fact that the original multimodal data are noisy and show complex correlations, CSA can effectively map them to a multimodal space where the similarity score remains meaningful for the zero-shot downstream tasks.

## D Sensitivity to Hyperparameter $s$

Method	$s$	mAP	Precision@1	Precision@5	Method	$s$	Precision@1
CSA	10	9.5%	18.1%	13.4%	CSA	10	15.2%
CSA	50	32.7%	53.9%	40.0%	CSA	50	41.2%
CSA	100	36.0%	58.3%	42.9%	CSA	100	43.8%
CSA	200	36.6%	59.3%	43.4%	CSA	200	44.7%
CSA	500	31.8%	56.3%	38.3%	CSA	500	41.7%
CSA	750	27.3%	50.2%	33.6%	CSA	750	40.1%
CLIP	$\times$	73.8%	92.9%	77.2%	CLIP	$\times$	79.5%
ASIF	$\times$	14.6%	25.6%	20.0%	ASIF	$\times$	0.1%

(a) Image-to-text retrieval.

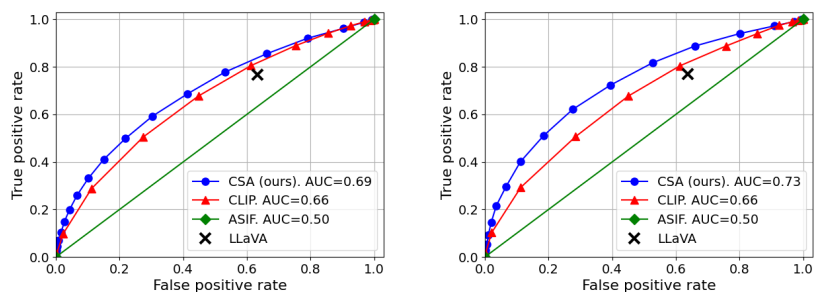
(b) Text-to-image retrieval.

Table 3: **Cross-modal retrieval on Flickr30k under different  $s$ :** CSA achieves optimal performance at  $s = 200$ , and its performance degrades with increases and decreases in  $s$ , illustrating the trade-off characterized in Section 5.

We show CSA’s sensitivity to the hyperparameter  $s$  in terms of the end performance. In Table 3, CSA achieves optimal performance in  $s = 200$ , and its performance degrades with increases and decreases in  $s$ , illustrating the trade-off characterized in Section 5. However, for tasks other than retrieval, we find that a larger  $s$  improves performance in image classification, mislabeling detection, and misinformation caption detection. This phenomenon is likely due to the trade-off between distinguishability and informative embedding features, namely the distance between features. Although retrieval tasks require a more curated balance between these aspects, other tasks benefit from greater distinguishability of similarity scores.

## E Sensitivity to Unimodal Encoders

We change the unimodal encoders of ASIF and CSA to showcase their generalization ability to different unimodal encoders. Figure 9 shows the results on the detection of mislabeled ImageNet data with other encoders, and Figure 10 shows the results on the detection of misinformative captions



(a) Results for a training size of 5000.

(b) Results for a training size of 35000.

Figure 9: **Detecting mislabeled ImageNet images (cont'd)**: CSA (blue) outperforms CLIP, ASIF, and LLaVA with a higher AUC. (a) and (b) illustrate the results for CSA and ASIF across various training set sizes, showing the superior performance of CSA with limited noisy training data. The unimodal encoders are GTR and CLIP (image) here.

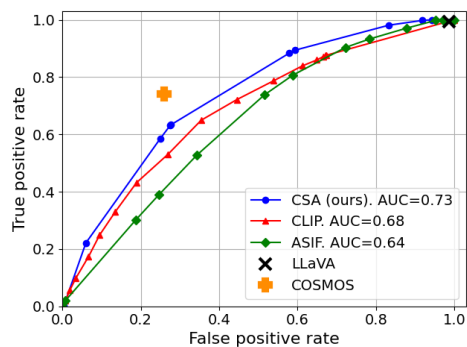


Figure 10: **Detecting misinformative COSMOS captions (cont'd)**: CSA (blue) outperforms CLIP, ASIF, and LLaVA with a higher AUC. The supervised-learning method from the original COSMOS paper is the orange cross. It is the only method that outperforms CSA, though trained with supervised labels of object locations. The unimodal encoders are GTR and CLIP (image) here.

with other encoders. CSA again outperforms ASIF and CLIP while outperforming the results of the combination of GTR and DINOv2 in Section 6.