

3D VISION-LANGUAGE GAUSSIAN SPLATTING

Qucheng Peng^{1,2*}, Benjamin Planche^{2†}, Zhongpai Gao², Meng Zheng², Anwesa Choudhuri²,
Terrence Chen², Chen Chen¹, Ziyang Wu²

¹Center for Research in Computer Vision, University of Central Florida

²United Imaging Intelligence, Boston MA, USA

qucheng.peng@ucf.edu, {first.last}@uii-ai.com, chen.chen@crcv.ucf.edu

ABSTRACT

Recent advancements in 3D reconstruction methods and vision-language models have propelled the development of multi-modal 3D scene understanding, which has vital applications in robotics, autonomous driving, and virtual/augmented reality. However, current multi-modal scene understanding approaches have naively embedded semantic representations into 3D reconstruction methods without striking a balance between visual and language modalities, which leads to unsatisfying semantic rasterization of translucent or reflective objects, as well as over-fitting on color modality. To alleviate these limitations, we propose a solution that adequately handles the distinct visual and semantic modalities, i.e., a 3D vision-language Gaussian splatting model for scene understanding, to put emphasis on the representation learning of language modality. We propose a novel cross-modal rasterizer, using modality fusion along with a smoothed semantic indicator for enhancing semantic rasterization. We also employ a camera-view blending technique to improve semantic consistency between existing and synthesized views, thereby effectively mitigating over-fitting. Extensive experiments demonstrate that our method achieves state-of-the-art performance in open-vocabulary semantic segmentation, surpassing existing methods by a significant margin.

1 INTRODUCTION

The advancement of 3D reconstruction methods, such as neural radiance fields (NeRF) (Mildenhall et al., 2020) and 3D Gaussian splatting (3DGS) (Kerbl et al., 2023), has enabled the effective acquisition of *3D color representations*, facilitating high-fidelity and real-time rendering from novel viewpoints. Moreover, vision-language models like CLIP (Radford et al., 2021) and LSeg (Li et al., 2022) have been bridging the gap between color images and semantic features in 2D space. Given an input image, these models can generate a dense 2D language map, i.e., assigning semantically-rich language embeddings to each pixel (e.g., a pixel depicting a person’s face can be assigned a language embedding describing said face). Building on these developments, multi-modal 3D scene understanding—which aims to learn effective *3D semantic representations* from multi-view images and their corresponding camera poses—has made significant progress in recent years. This area of research has a wide range of applications across various practical domains, including robotic manipulation (Shorinwa et al., 2024), autonomous driving (Gu et al., 2024), and VR/AR (Guerroudj et al., 2024).

*This work was carried out during the internship of Qucheng Peng at United Imaging Intelligence, Boston MA, USA.

[†]Corresponding author.

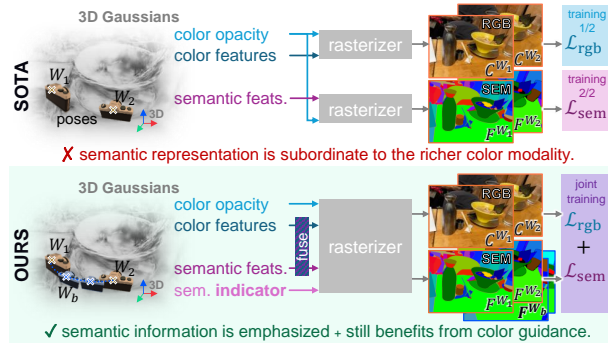


Figure 1: Comparison of prior semantic 3DGS work and our novel method. We apply cross-modal rasterization and camera-view-based regularization for better exploration of semantic features.

Recent methods (Engelmann et al., 2024; Qin et al., 2024; Shi et al., 2024; Zhou et al., 2024) in multi-modal 3D scene understanding have adopted the paradigm of *embedding* semantic representations into 3D representation for joint reconstruction training, and utilizing semantic knowledge distilled from off-the-shelf vision-language models to guide the training process. For example, OpenNeRF (Engelmann et al., 2024) integrates MipNeRF (Barron et al., 2021) method with OpenSeg model (Ghiasi et al., 2022), and LangSplat (Qin et al., 2024) employs both 3DGS (Kerbl et al., 2023) method and CLIP (Radford et al., 2021) model. These solutions rely on 2D supervision to learn a multi-modal (color and semantic) 3D scene representation, *i.e.*, projecting the learned 3D representation back to 2D views for comparison with the input observations (input color images and corresponding 2D language maps inferred by aforementioned vision-language models).

However, we argue that these methods have *naively embedded* semantic representations into 3D reconstruction methods like 3DGS—originally designed for color information—failing to strike a balance between visual and language modalities. For example, they are directly applying the color rasterization function—meant to project 3D RGB information to 2D—to the new language modality, ignoring that this function relies on a color opacity attribute that does not translate to semantic information. Prior art also tends to ignore the unequal complexity and distribution of color and semantic modalities, and the risk of over-fitting the color information to the detriment of the 3D semantic representations. While the same objects may exhibit different colors from various views, their semantic information remains constant. Conversely, different objects can share similar colors, but it is less desirable for their semantic representations to appear identical. Thus, training color representations may negatively impact the training of 3D semantic representations.

Given these limitations, our intuition is to strike a *balance* between visual and language modalities, rather than simply embedding language features into RGB-based 3D reconstruction. Therefore, we propose a novel framework named 3D vision-language Gaussian splatting, as shown in Fig. 1. On one hand, we propose a novel cross-modal rasterizer that prioritizes the rendering of language features. We integrate semantic features with meaningful information from the color domain through modality fusion, prior to rasterization, to facilitate the robust learning of semantic information. Besides, we introduce a language-specific parameter that enables the meaningful blending of language features from different Gaussians. This methodology yields a more accurate representation of semantic information, especially for translucent or reflective objects, such as glass and stainless steel, where the usage of color opacity may lead to misinterpretation. On the other hand, we also propose a novel camera-view blending augmentation scheme specific to the semantic modality, *i.e.*, blending information across views to synthesize new training samples. This process regularizes the language modality through enhancing semantic consistency between the existing and novel views, leading to more robust 3D semantic representations.

All in all, our 3D vision-language Gaussian splatting can be summarized into the following contributions:

- We propose a cross-modal rasterizer that places greater emphasis on language features. Modality fusion occurs prior to rasterization, accompanied by a learnable and independent *semantic indicator* parameter for the α -blending of language features, enabling a more accurate representation of translucent or reflective objects.
- We define a camera-view blending technique for the regularization of semantic representations during training, augmenting the input 2D language maps through a cross-modal view, *i.e.*, leveraging the semantic-consistency prior to alleviate over-fitting on the color modality.
- Extensive experiments on benchmark datasets demonstrate that our approach achieves state-of-the-art performance in open-vocabulary semantic segmentation tasks, outperforming existing methods by a significant margin.

2 RELATED WORK

3D Neural Representations. Recent advancements in 3D scene representation have made significant progress, particularly with neural radiance fields (NeRF) (Mildenhall et al., 2020), which excel in novel view synthesis. However, NeRF’s reliance on a neural network for implicit scene representation can result in prolonged training and rendering times. Methods like Instant-NGP (Müller et al., 2022) speed up these processes through hash encoding, while approaches such as 3D Gaussian splatting (3DGS) (Kerbl et al., 2023) use explicit neural representations for better alignment with

GPU computations via differential tile rasterization. Additionally, MipNeRF (Barron et al., 2021) and Mip-Splatting (Yu et al., 2024) address aliasing issues, whereas DS-NeRF (Deng et al., 2022) and DG-Splatting (Chung et al., 2024) focus on sparse view reconstructions. *In this paper, we utilize 3D Gaussian Splatting for 3D neural representations.*

Visual Foundation Models. Visual foundation models include both pure vision models, crucial for semantic segmentation and feature extraction, and vision-language models that connect images with natural language. Among pure vision models, the Segment Anything Model (SAM) (Kirillov et al., 2023) excels in zero-shot transfer, generating multi-scale segmentation masks. DINO (Caron et al., 2021) and DINOv2 (Oquab et al., 2024), trained in a self-supervised manner, deliver fine-grained features for various downstream tasks. In vision-language models, CLIP (Radford et al., 2021) utilizes contrastive learning to align visual and textual features, while LSeg (Li et al., 2022) enhances this by incorporating spatial regularization for refined predictions. APE (Shen et al., 2024) functions as a universal perception model for diverse multimodal tasks. *In this paper, we employ SAM and CLIP to extract ground-truth features for baseline comparisons, ensuring a fair evaluation.*

Multi-modal 3D Scene Understanding. Existing methods for scene understanding learn multi-modal 3D representations from posed images, enabling rendering from novel viewpoints for tasks like open-vocabulary semantic segmentation. For NeRF-based approaches, LERF (Kerr et al., 2023) optimizes a language field alongside NeRF, using positions and physical scales to generate CLIP vectors. OpenNeRF (Engelmann et al., 2024) introduces a mechanism for obtaining novel camera poses, enhancing feature extraction. Among 3DGS-based methods, LangSplat (Qin et al., 2024) adopts a two-stage strategy for semantic feature acquisition, while GS-Grouping (Ye et al., 2024) extends Gaussian splatting for joint reconstruction and segmentation. Additionally, GOI (Qu et al., 2024) employs hyperplane division to select features for improved alignment.

3 METHODOLOGY

3.1 PROBLEM STATEMENT

According to the vanilla Gaussian splatting (3DGS) paradigm applied to RGB image rendering (Kerbl et al., 2023), a scene is represented by a set of 3D Gaussians $\mathcal{G} = \{g^i\}_{i=1}^N$, where N denotes their number. Each Gaussian is defined as $g^i = \{\mu^i, \Sigma^i, o^i, c^i\}$, *i.e.*, by its mean position $\mu^i \in \mathbb{R}^3$, covariance matrix $\Sigma^i \in \mathbb{R}^{3 \times 3}$, opacity $o^i \in \mathbb{R}$, and color properties $c^i \in \mathbb{R}^{d_c}$ (*e.g.*, with $d_c = 3$ for RGB parameterization). Images are rasterized by splatting Gaussians through each pixel v into the scene and α -blending the Gaussian contributions to the color $C(v)$, as:

$$C(v) = \sum_{i=1}^N c^i o^i P^i \prod_{j=1}^{i-1} (1 - o^j P^j) \quad \text{with} \quad P^i = e^{-\frac{1}{2}(v - \hat{\mu}^i)(\hat{\Sigma}^i)^{-1}(v - \hat{\mu}^i)}, \quad (1)$$

where $\hat{\mu}^i$ and $\hat{\Sigma}^i$ are the 3D-to-2D projections of μ^i and Σ^i . This scene representation is learned from a training set $T^r = \{(I_1^r, W_1^r), (I_2^r, W_2^r), \dots\}$ consisting of several pairs of RGB images I of the target scene and the corresponding camera poses W .

Gaussian splatting models have been expanded to incorporate language-embedding information densely describing the scene (Qin et al., 2024; Zhou et al., 2024; Qu et al., 2024), by adding a language feature vector $f^i \in \mathbb{R}^{d_h}$ (with d_h feature size) to each 3D Gaussian and applying a similar rasterization process to this modality, *i.e.*, the 2D semantic embedding F at pixel v can be expressed as:

$$F(v) = \sum_{i=1}^N f^i o^i P^i \prod_{j=1}^{i-1} (1 - o^j P^j). \quad (2)$$

Even though the two modalities have widely different properties (*e.g.*, translucence only applies to the visual modality and not the semantic one), previous methods have been directly applying the color rasterization process to the language features without any adaption, *i.e.*, only replacing c^i (Eq. 1) by f^i (Eq. 2). In this paper, we propose to adapt the usual rasterization scheme to better fit the language-feature modality.

To train these semantically-enriched 3DGS models, the standard procedure consists of first generating the set of 2D language-feature maps H corresponding to the input images I . Off-the-shelf

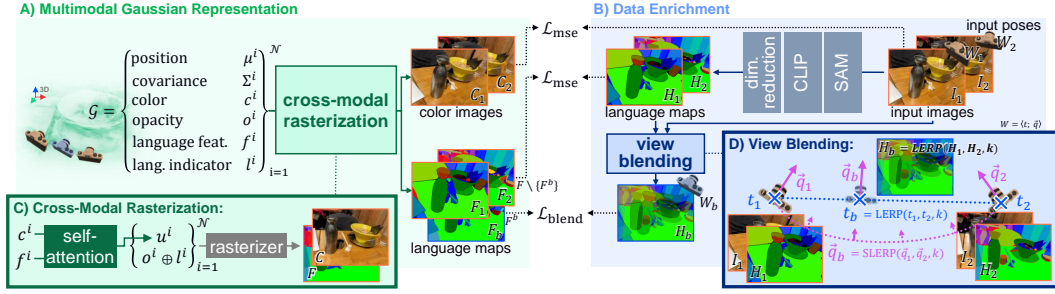


Figure 2: Overview of our proposed framework. A) We propose a novel multi-modal Gaussian splatting model; B) we enrich the input images and poses for the model to better fit the semantic information. Besides our introduction of a novel semantic indicator parameter l , our additional contributions are: C) a semantic-aware cross-modal rasterization module; and D) a camera view blending augmentation scheme for training regularization.

pure vision models like SAM (Kirillov et al., 2023) and vision-language models like CLIP (Radford et al., 2021) are typically used, along with an auto-encoder-based Zhai et al. (2018) dimension reduction as in Qin et al. (2024). Once the data is prepared, the 3D Gaussians can be iteratively optimized by minimizing the distance between its rasterized 2D semantic embeddings (*c.f.* Eq. 2) and the ground-truth 2D semantic embeddings:

$$\mathcal{L} = \mathbb{E}_{(I, W) \in T^r} \mathbb{E}_{v \in I} \mathcal{L}_{\text{sem}}(F^W(v), H^W(v)), \quad (3)$$

where \mathcal{L} is the overall optimization objective. Besides, F^W and H^W are the predicted and ground-truth 2D language maps rendered using camera pose W corresponding to image I (for ease of readability, we drop the superscript W in subsequent equations), and \mathcal{L}_{sem} is a distance function for 2D semantic maps.

The resulting 3D Gaussian language representation can be leveraged for open-vocabulary semantic queries. For example, given a query language vector τ , a pixel-wise 2D relevancy score map corresponding to view W can be computed as (Radford et al., 2021):

$$p(\tau|v) = \exp\left(\frac{F(v) \cdot \varphi(\tau)}{\|F(v)\| \|\varphi(\tau)\|}\right) / \sum_{s \in \mathcal{T}} \exp\left(\frac{F(v) \cdot \varphi(s)}{\|F(v)\| \|\varphi(s)\|}\right), \quad (4)$$

where φ is the text encoder from the vision-language model. Such a relevancy map can be leveraged, *e.g.*, for open-vocabulary 2D localization (*i.e.*, by measuring the argmax response to the query) or semantic segmentation (*i.e.*, by thresholding the resulting relevancy map).

3.2 SEMANTIC-AWARE RASTERIZATION

Existing multi-modal rasterization methods (Qin et al., 2024; Zhou et al., 2024; Zuo et al., 2024) have largely drawn from color-based 3DGS (Kerbl et al., 2023). These rasterizers approach the rendering of 3D semantic information in a manner akin to RGB rendering (see Sec. 3.1), resulting in an insufficient focus on semantic-specific design. To address this gap, we propose a novel cross-modal rasterizer that emphasizes semantic-specific design, as illustrated in Fig. 2A and Fig. 2C.

A first noticeable shortcoming is the insufficient integration and exchange between 3D semantic and color features. While these modalities have distinct properties, they offer correlated and complementary information about the scene, with knowledge from one informing the other. Current models fail to leverage this synergy, resulting in inadequate guidance for learning semantic representations from the richer color modality.

To address this shortcoming, we propose integrating 3D semantic and color features prior to rasterization, rather than treating them independently (Qin et al., 2024; Qu et al., 2024), which facilitates effective knowledge fusion and exchange between modalities. This intuitive improvement to multi-modal 3DGS has surprisingly been ignored in prior work. We decide to correct this oversight by applying the well-established self-attention mechanism for modality fusion before rasterization,

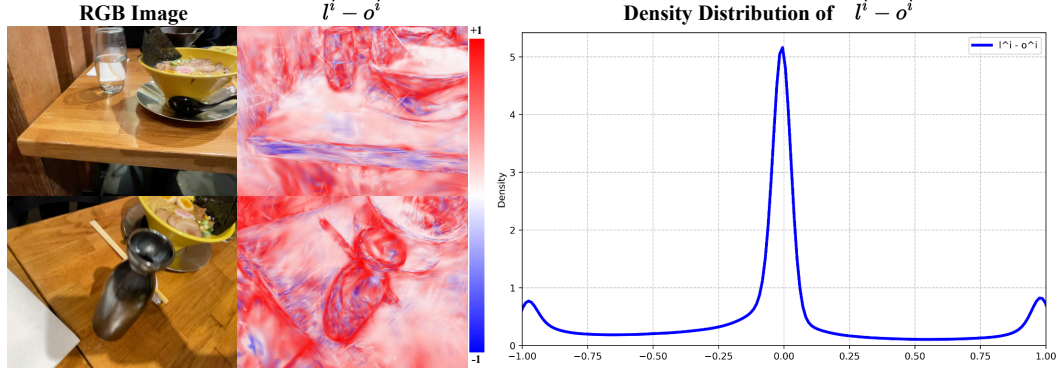


Figure 3: Empirical differences between color opacity and proposed smoothed semantic indicator. On the left, we visualize the difference $l^i - o^i$ in Gaussians modeling the `ramen` scene. While their color opacity may vary significantly, most Gaussians need their semantic features to be rasterized with minimal blending (*c.f.* red regions in the difference maps, *i.e.*, where $l^i \gg o^i$), except for Gaussians representing intangible lighting effects (*c.f.* glares on the bottle, bowl, table, *etc.*). On the right, we further plot the density distribution of $l^i - o^i$ in Gaussians for the `ramen` scene, indicating the different distributions of these two control parameters.

thereby enhancing its effectiveness. We can derive the 3D modality-fused features $u^i \in \mathbb{R}^{d_c+d_f}$ for our multi-modal rasterizer as:

$$u^i = c^i \oplus f^i + \psi_{\text{out}}(\text{softmax}(\frac{\psi_Q(c^i \oplus f^i)\psi_K^\top(c^i \oplus f^i)}{\sqrt{d_h}})\psi_V(c^i \oplus f^i)), \quad (5)$$

where d_h represents the number of heads. Moreover, $\psi_Q, \psi_K, \psi_V : \mathbb{R}^{d_c+d_f} \mapsto \mathbb{R}^{d_c+d_f} \times \mathbb{R}^{d_h}$ and $\psi_{\text{out}} : \mathbb{R}^{d_c+d_f} \times \mathbb{R}^{d_h} \mapsto \mathbb{R}^{d_c+d_f}$ are single-layer linear networks.

Another salient shortcoming is the simplistic adoption of α -blending-based RGB splatting (Eq. 1) to rasterize language embeddings, only substituting the 3D color features c with 3D semantic representations f (Eq. 2). In other words, previous works use the opacity attribute of Gaussians to render not only RGB images but also language maps, *c.f.* Eq. 2 (either optimizing the opacities values over the two modalities (Shi et al., 2024; Zhou et al., 2024), or applying frozen opacity values from the RGB-only pre-training during semantic rasterization (Qin et al., 2024)). We argue that this approach fails to recognize that in phenomena involving semi-opaque media (*e.g.*, glass, water) and complex light transport effects (*e.g.*, direction-dependent scattering and glare), color opacity cannot be effectively translated to the semantic modality. In most cases, when Gaussians represent *tangible* elements of the scene (*e.g.*, the surface or volume of an object), their semantic features should be splatted to 2D without any reduction in opacity. Conversely, *intangible* Gaussians (*e.g.*, those simulating lighting effects like optical glares) should be excluded from semantic rasterization by enforcing their α -blending weight close to zero.

To address this problem, we propose a novel α -blending strategy specifically designed for exploring semantic information. We introduce a new learnable attribute for our multi-modal Gaussians: a **smoothed semantic indicator** $l^i \in [0, 1]$, which is applied to the rasterization of language embeddings, effectively replacing the color opacity parameter for this modality:

$$U(v) = \underbrace{\sum_{i=1}^N u_{1:d_c}^i o^i P^i \prod_{j=1}^{i-1} (1 - o^j P^j)}_{\text{color modality (channels 1 to } d_c)} \oplus \underbrace{\sum_{i=1}^N u_{d_c+1:d_c+d_f}^i l^i P^i \prod_{j=1}^{i-1} (1 - l^j P^j)}_{\text{language modality (channels } d_c+1 \text{ to } d_c+d_f)}. \quad (6)$$

Note that these two processes are conducted simultaneously in the rasterizer. By disentangling the semantic rasterization from the opacity-based control and letting the overall model learns an independent per-Gaussian semantic indicator, we allow the model to better fit the semantic information of the scene. This is highlighted in Fig. 3, which shows how much the distribution of semantic indicator values differs from the color opacity after optimization. This is especially notable for semi-transparent or reflective objects (*e.g.*, glass and pot in depicted scene), exhibiting low opacity but high semantic-indicator values (*c.f.* $l^i - o^i$ close to 1).




Figure 4: Qualitative semantic segmentation comparisons on the ramen scene (LERF dataset).

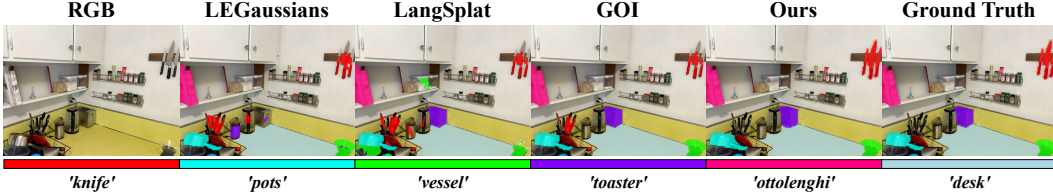


Figure 5: Qualitative semantic segmentation comparisons on the kitchen scene (LERF dataset).

After rasterization, the resulting pixel information $U(v)$ can be further decomposed as:

$$U(v) = C(v) \oplus F(v), \quad (7)$$

where $C(v)$ and $F(v)$ are the RGB color and 2D language embeddings at pixel v respectively.

Based on the above, we formulate the loss function to optimize the overall scene representation as follows, $\forall (I, W) \in T^r$:

$$\mathcal{L}_{\text{raster}}(W) = \mathbb{E}_{v \in I} [\mathcal{L}_{\text{MSE}}(C^W(v), I(v)) + \mathcal{L}_{\text{MSE}}(F^W(v), H^W(v))], \quad (8)$$

where \mathcal{L}_{MSE} represents the mean squared error (MSE) criterion.

3.3 SEMANTIC-AWARE CAMERA VIEW BLENDING

While the novel cross-modal rasterization process proposed in Sec. 3.2 facilitates the efficient learning of joint color and semantic representations, this multi-modal approach may be suboptimal for applications focused exclusively on semantic information—such as open-vocabulary semantic segmentation tasks—due to the adverse effect from richer color modality. On the one hand, though the same object may exhibit different colors from various viewpoints, its semantic information remains consistent. On the other hand, different objects might share similar colors, which can lead to undesirable identical semantic representations. Therefore, it is crucial to incorporate regularization methods that enhance semantic consistency across diverse views, thereby mitigating the overfitting on semantic representations.

To this end, we propose a regularization technique called camera view blending (shown in Fig. 2B), designed specifically to augment the semantic modality by leveraging multi-modal information. Inspired by mix-up augmentation Zhang et al. (2018), our approach involves blending two ground-truth 2D language maps to create new ones, while providing semi-consistent corresponding camera poses through advanced 6DOF pose interpolation. For two randomly selected samples (I_1, W_1) and (I_2, W_2) from the training set T^r , where $W_1 \neq W_2$, we first utilize the camera poses W_1 and W_2 to synthesize a novel camera pose that incorporates both rotation and translation components.

Expressing the input rotations with quaternions q_1 and q_2 , we apply spherical linear interpolation (Slerp) (Shoemake, 1985). Define $\theta = \arccos \frac{q_1 \cdot q_2}{\|q_1\| \|q_2\|}$ and let the interpolation ratio k be randomly sampled from Beta(0.2, 0.2). The quaternion for the novel camera view q_b is then given by:

$$q_b = \begin{cases} k \frac{q_1}{\|q_1\|} \cdot \frac{\cos \theta}{|\cos \theta|} + (1 - k) \frac{q_2}{\|q_2\|} & \text{if } |\cos \theta| > 0.995 \\ \frac{q_1 \sin(\theta - k\theta)}{\|q_1\| \sin \theta} \cdot \frac{\cos \theta}{|\cos \theta|} + \frac{q_2 \sin(k\theta)}{\|q_2\| \sin \theta} & \text{if } |\cos \theta| \leq 0.995. \end{cases} \quad (9)$$

When the two quaternions are nearly aligned in direction ($|\cos \theta| > 0.995$), we use linear interpolation (Lerp) for improved efficiency. If they are not aligned ($|\cos \theta| \leq 0.995$), Slerp is applied.

For the translation component, we use linear interpolation to synthesize the focal center of the novel view. Given the camera centers t_1 and t_2 in the world coordinate system, corresponding to W_1 and W_2 respectively, the new center is determined with the same interpolation ratio k :

$$t_b = kt_1 + (1 - k)t_2. \quad (10)$$

With the blended quaternion q_b and camera center t_b , we empirically derive the novel camera view W_b , which can be used to render the associated 2D semantic embeddings from the Gaussian model. Our goal is to enhance the semantic consistency across existing views and their associated synthesized views, thereby regularizing the training of 3D semantic representations. Thus, the camera view blending loss \mathcal{L}_b for semantics with identical interpolation ratio k is:

$$\mathcal{L}_b = \text{SSIM}(I_1, I_2) \mathbb{E}_{v \in I_1} \mathcal{L}_{\text{MSE}}(F^{W_b}(v), H^{W_b}(v)) \text{ with } H^{W_b} = kH^{W_1} + (1 - k)H^{W_2}. \quad (11)$$

Here $F^{W_b}(v)$ denotes the rendered 2D semantic embeddings based on W_b using the rasterizer described in Section 3.2, while $H^{W_1}(v)$ and $H^{W_2}(v)$ represent the ground truth 2D semantic features for W_1 and W_2 respectively. When the two images differ significantly, regularization may be counterproductive. To address this, we utilize the Structural Similarity Index Measure (SSIM) between I_1 and I_2 as a weighting factor. By enforcing similarity between $H^{W_b}(v)$ and $F^{W_b}(v)$, we enhance the semantic consistency of the 3D representations, thereby mitigating the overfitting issue.

By combining the rasterization loss (Eq. 8) and the camera view blending loss (Eq. 11), the overall objective is represented as:

$$\mathcal{L}_{\text{overall}} = \mathbb{E}_{(I_1, W_1), (I_2, W_2) \in T^r} [\mathcal{L}_{\text{raster}}(W_1) + \mathcal{L}_{\text{raster}}(W_2) + \lambda \mathcal{L}_b(W_1, W_2)], \quad (12)$$

where λ is a trade-off parameter.

4 EXPERIMENTS

4.1 SETTINGS

Datasets. We employ 3 datasets for our evaluation on open-vocabulary semantic tasks. (1) **LERF** dataset (Kerr et al., 2023), captured using the Polycam application on an iPhone, comprises complex, in-the-wild scenes and is specifically tailored for 3D object localization tasks. We report the mean Intersection over Union (mIoU) results, alongside localization accuracy results in accordance with (Qin et al., 2024) (2) **3D-OVS** dataset (Liu et al., 2023) consists of a diverse collection of long-tail objects in various poses and backgrounds. This dataset is specifically developed for open-vocabulary 3D semantic segmentation and includes a complete list of categories. Following (Qin et al., 2024; Zuo et al., 2024), the mIoU metric is applied for this dataset. (3) **Mip-NeRF 360** dataset (Barron et al., 2022) contains 9 scenes, each composed of a complex central object or area and a detailed background. Following Qu et al. (2024), we provide some evaluations on this dataset in annex.

Implementation. To extract ground-truth semantic features from each image, we utilize the SAM ViT-H model (Kirillov et al., 2023) alongside the OpenCLIP ViT-B/16 model (Radford et al., 2021). The 3D Gaussians for each scene are initialized using sparse point clouds derived from Structure from Motion. For modality fusion, we set d_c and d_f to 3, while d_h is set to 4. During rasterization, smoothed semantic indicator is initialized in the same manner as color opacity. For each iteration, two camera views and their associated images are selected, and 3D Gaussians are trained for 15,000 iterations. Moreover, the parameter λ in Equation 12 is configured to 1.2. The implementation of semantic opacity is done in CUDA and C++, while the other components are in PyTorch. All experiments are conducted on Nvidia A100 GPUs. For each scene, our model is trained for 15,000 iterations using an Adam optimizer (Kingma, 2014), and the learning rates of different components are shown in the appendix. After convergence, the model is applied to the localization and segmentation tasks according to the procedure described in Sec. 3.1.

4.2 RESULTS

Baselines. For a fair comparison, we select the latest works on open-vocabulary 3D scene understanding: **Feature-3DGS** (Zhou et al., 2024), **LEGaussians** (Shi et al., 2024), **LangSplat** (Qin et al., 2024), **GS-Grouping** (Ye et al., 2024), **GOI** (Qu et al., 2024), and **FMGS** (Zuo et al., 2024),

Table 1: mIoU results on the LERF dataset.

Method	Venue	ramen	figurines	teatime	kitchen	avg.
Feature-3DGS	CVPR'24	43.7	58.8	40.5	39.6	45.7
LEGaussians	CVPR'24	46.0	60.3	40.8	39.4	46.9
LangSplat	CVPR'24	51.2	65.1	44.7	44.5	51.4
GS-Grouping	ECCV'24	45.5	60.9	40.0	38.7	46.3
GOI	ACMMM'24	52.6	63.7	44.5	41.4	50.6
Ours		61.4	73.5	58.1	54.8	62.0

Table 2: Localization accuracy (%) on the LERF dataset.

Method	Venue	ramen	figurines	teatime	kitchen	avg.
Feature-3DGS	CVPR'24	69.8	77.2	73.4	87.6	77.0
LEGaussians	CVPR'24	67.5	75.6	75.2	90.3	77.2
LangSplat	CVPR'24	73.2	88.1	80.4	<u>95.5</u>	84.3
GS-Grouping	ECCV'24	68.6	75.0	74.3	88.2	76.5
GOI	ACMMM'24	75.5	88.6	82.9	90.4	84.4
FMGS	IJCV'24	90.0	89.7	<u>93.8</u>	92.6	91.5
Ours		92.5	95.8	97.1	98.6	96.0




Figure 6: Localization comparisons on LERF. Black dotted-line bounding boxes represent the ground-truth targets, and red dots indicate the predictions (considered correct if within a GT box).

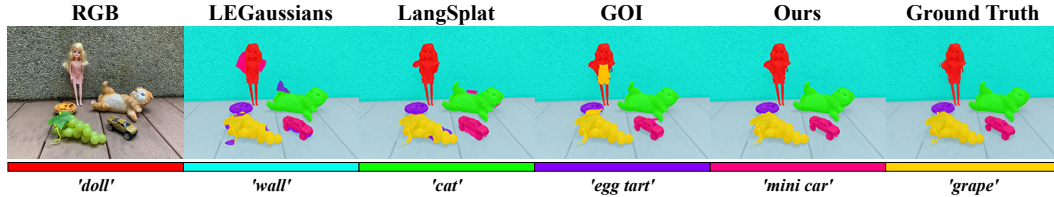


Figure 7: Qualitative semantic segmentation comparisons on the bench scene (3D-OVS dataset).

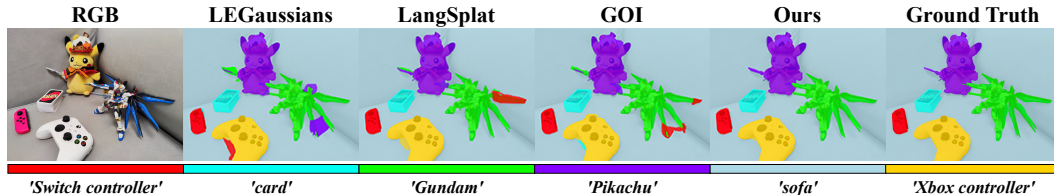


Figure 8: Qualitative semantic segmentation comparisons on the sofa scene (3D-OVS dataset).

all of which are based on 3DGS (Kerbl et al., 2023), and employ the same segmentation and vision-

Table 3: mIoU results on the 3D-OVS dataset.

Method	Venue	bed	bench	room	sofa	lawn	avg.
Feature-3DGS	CVPR’24	83.5	90.7	84.7	86.9	93.4	87.8
LEGaussians	CVPR’24	84.9	91.1	86.0	87.8	92.5	88.5
LangSplat	CVPR’24	<u>92.5</u>	<u>94.2</u>	<u>94.1</u>	<u>90.0</u>	<u>96.1</u>	<u>93.4</u>
GS-Grouping	ECCV’24	83.0	91.5	85.9	87.3	90.6	87.7
GOI	ACMMM’24	89.4	92.8	91.3	85.6	94.1	90.6
FMGS	IJCV’24	80.6	84.5	87.9	90.8	92.6	87.3
Ours		96.8	97.3	97.7	95.5	97.9	97.1

Table 4: Ablation results of modality fusion on the LERF dataset, in terms of mIoU.

Method	ramen	figurines	teatime	kitchen	avg.
No Fusion	57.8	69.6	54.2	51.5	58.3
Single-layer MLP Fusion	55.9	68.2	53.0	49.9	56.8
Cross-attention Modality Fusion	57.3	70.7	54.6	52.0	58.7
Self-attention Modality Fusion (Ours)	61.4	73.5	58.1	54.8	62.0

language models mentioned in Sec. 4.1 to extract ground truth language features. *It is important to note that FMGS (Zuo et al., 2024) does not report mIoU results on the LERF dataset and is also not open-sourced, so its mIoU results are not listed.*

Quantitative Evaluation. Tab. 1 and Tab. 2 present the mIoU and localization accuracy results on the LERF dataset, respectively. Tab. 3 displays the mIoU results on the 3D-OVS dataset. Our proposed method achieves state-of-the-art performance across all scenes, notably outperforming the second best method LangSplat (Qin et al., 2024) by 10.6 in mIoU on the LERF dataset. Further experiments on other datasets are listed in the appendix.

Qualitative Evaluation. To facilitate qualitative comparisons, we contrast our method with several baseline approaches, including LEGaussian (Shi et al., 2024), LangSplat (Qin et al., 2024), and GOI (Qu et al., 2024). Fig. 4 and Fig. 5 illustrate the semantic segmentation results on the LERF dataset, while Figure 6 presents the localization results on the same dataset. For the localization task, the black bounding boxes with dotted lines represent the ground truth ranges, while the red dots indicate predictions from various methods. Besides, segmentation comparisons on the 3D-OVS dataset are displayed in Fig. 7 and Fig. 8. It is clear that our proposed method outperforms the other approaches and is closer to the ground-truth, particularly in reflective and translucent areas. Additional results are displayed in the appendix.

4.3 ABLATION STUDIES

Ablation on cross-modal rasterizer. Tab. 4 presents an ablation study on the data-fusion of the rasterizer. In addition to no fusion like LEGaussians (Shi et al., 2024), we also incorporate single-layer MLP and cross-attention for modality Fusion to enhance semantic features for comparison. The results indicate that self-attention modality fusion is the most effective method. Besides, single-layer MLP and cross-attention modality fusion do not demonstrate any advantage over the no fusion condition. In Tab. 5, we highlight the benefits of our proposed smoothed semantic indicator. We compare it to previous methods for rasterizing semantic embeddings, specifically by applying the color opacity o^i to the language modality (Qin et al., 2024; Zhou et al., 2024; Zuo et al., 2024). The results indicate that using a separate attribute for rasterizing language embeddings is clearly advantageous. However, this new attribute cannot be naively fixed, *e.g.*, to 1 or 0.5 for all Gaussians. Its values should be learned by the model through 2D supervision, which is why we introduce a learnable indicator for the α -blending of language modality.

Ablation on camera-view blending. We also present an ablation of different camera-view blending strategies in Tab. 6, which includes three variants: Rotation that associates to the operation in Eq. 9, Translation that corresponds to the operation in Eq. 10, and SSIM that weighs Eq. 11. Our proposed method corresponds to the last row of the table. The results indicate that both Slerp-based rotation blending and Lerp-based translation blending contribute to performance improvements. Moreover, the regularization provided by SSIM is essential for controlling the extent of blending.

Table 5: Ablation results of smoothed semantic indicator on the LERF dataset, in terms of mIoU.

Method	ramen	figurines	teatime	kitchen	avg.
Fixed to 0.5	52.2	70.9	50.6	50.8	56.1
Fixed to 1.0	50.3	67.7	47.1	48.5	53.4
Using Color Opacity	55.9	71.0	54.2	51.3	58.1
Smoothed Semantic Indicator (Ours)	61.4	73.5	58.1	54.8	62.0

Table 6: Ablation results of Camera View Blending on the LERF dataset, in terms of mIoU.

Rotation	Translation	SSIM	ramen	figurines	teatime	kitchen	avg.
×	×	×	55.4	68.2	48.8	50.9	55.8
×	✓	×	56.6	69.5	49.7	51.5	56.8
×	✓	✓	58.3	70.9	51.1	52.4	58.2
✓	×	×	55.7	69.3	49.6	51.7	56.6
✓	×	✓	57.9	70.2	52.3	52.1	58.1
✓	✓	×	59.6	71.8	53.4	53.2	59.5
✓	✓	✓	61.4	73.5	58.1	54.8	62.0

Table 7: Ablation results of interpolation ratio sampling on the LERF dataset, in terms of mIoU.

Method	ramen	figurines	teatime	kitchen	avg.
Fixed to 0.5	58.8	72.6	56.4	52.5	60.1
Fixed to 0.75	56.3	71.0	50.5	51.7	57.4
Fixed to 1.0	55.2	68.3	48.5	51.0	55.8
Even Distribution	58.3	71.1	55.4	51.2	59.0
Gaussian Distribution	57.5	71.3	53.9	50.7	58.4
Beta Distribution (Ours)	61.4	73.5	58.1	54.8	62.0

In Tab. 7, we present an ablation study on the interpolation ratio k . In addition to fixed values of 0.5, 0.75, and 1.0, we also include experiments based on Even Distribution ($U(0, 1)$), Gaussian Distribution ($N(0, 1)$), and our Beta Distribution ($Beta(0.2, 0.2)$). The results demonstrate that a balanced ratio is crucial for acquiring better representations, and that slight disturbances can be beneficial as well.

4.4 EFFICIENCY ANALYSIS

Finally, we demonstrate that, despite the new parameter l added to the Gaussians, our contributions actually benefit the efficiency of the resulting scene representation, *i.e.*, in terms of convergence speed and rendering time. As shown in Tab. 8, our model outperforms the other four baselines in efficiency. We attribute this performance to our cooperative training over augmented view/pose batches, and to the increased ability of the Gaussians to accurately fit both target modalities.

Table 8: Efficiency analysis on LERF’s ramen.

Method	Training Time ↓	FPS ↑	# of Gaussians ↓
LangSplat	96min	40	86k
GS-Grouping	130min	76	107k
GOI	73min	42	92k
Ours	65min	79	80k

5 CONCLUSION

In this work, we propose 3D visual-language Gaussian splatting for semantic scene understanding, addressing the neglect of language information in current 3DGS approaches. We propose a novel cross-modal rasterizer that performs modality fusion followed by language-specific rasterization, utilizing a smoothed semantic indicator to disable irrelevant Gaussians, *e.g.*, for scenes with complex light transport (reflections, translucence, *etc.*). Moreover, our camera-view blending technique effectively mitigates over-fitting, ensuring semantic consistency across both existing and synthesized viewpoints. Comprehensive experiments validate the effectiveness of our framework, demonstrating significant improvements in open-vocabulary semantic segmentation compared to prior art. Future

research will explore further modalities that could enrich the scene representation (e.g., semantic features from mixtures of foundation models), as well as extending this work to dynamic scenes.

REFERENCES

- Jonathan T Barron, Ben Mildenhall, Matthew Tancik, Peter Hedman, Ricardo Martin-Brualla, and Pratul P Srinivasan. Mip-nerf: A multiscale representation for anti-aliasing neural radiance fields. In *Proceedings of the IEEE/CVF international conference on computer vision*, pp. 5855–5864, 2021.
- Jonathan T Barron, Ben Mildenhall, Dor Verbin, Pratul P Srinivasan, and Peter Hedman. Mip-nerf 360: Unbounded anti-aliased neural radiance fields. In *Proceedings of the IEEE/CVF conference on computer vision and pattern recognition*, pp. 5470–5479, 2022.
- Mathilde Caron, Hugo Touvron, Ishan Misra, Hervé Jégou, Julien Mairal, Piotr Bojanowski, and Armand Joulin. Emerging properties in self-supervised vision transformers. In *Proceedings of the IEEE/CVF international conference on computer vision*, pp. 9650–9660, 2021.
- Jaeyoung Chung, Jeongtaek Oh, and Kyoung Mu Lee. Depth-regularized optimization for 3d gaussian splatting in few-shot images. In *Proceedings of the IEEE/CVF Conference on Computer Vision and Pattern Recognition*, pp. 811–820, 2024.
- Kangle Deng, Andrew Liu, Jun-Yan Zhu, and Deva Ramanan. Depth-supervised nerf: Fewer views and faster training for free. In *Proceedings of the IEEE/CVF Conference on Computer Vision and Pattern Recognition*, pp. 12882–12891, 2022.
- Francis Engelmann, Fabian Manhardt, Michael Niemeyer, Keisuke Tateno, and Federico Tombari. Opennerf: Open set 3d neural scene segmentation with pixel-wise features and rendered novel views. In *The Twelfth International Conference on Learning Representations*, 2024.
- Golnaz Ghiasi, Xiuye Gu, Yin Cui, and Tsung-Yi Lin. Scaling open-vocabulary image segmentation with image-level labels. In *European Conference on Computer Vision*, pp. 540–557. Springer, 2022.
- Qiao Gu, Ali Kuwajerwala, Sacha Morin, Krishna Murthy Jatavallabhula, Bipasha Sen, Aditya Agarwal, Corban Rivera, William Paul, Kirsty Ellis, Rama Chellappa, et al. Conceptgraphs: Open-vocabulary 3d scene graphs for perception and planning. In *2024 IEEE International Conference on Robotics and Automation (ICRA)*, pp. 5021–5028. IEEE, 2024.
- Mohamed Amine Guerrouddji, Kahina Amara, Mohamed Lichouri, Nadia Zenati, and Mostefa Mahmoudi. A 3d visualization-based augmented reality application for brain tumor segmentation. *Computer Animation and Virtual Worlds*, 35(1):e2223, 2024.
- Bernhard Kerbl, Georgios Kopanas, Thomas Leimkühler, and George Drettakis. 3d gaussian splatting for real-time radiance field rendering. *ACM Trans. Graph.*, 42(4):139–1, 2023.
- Justin Kerr, Chung Min Kim, Ken Goldberg, Angjoo Kanazawa, and Matthew Tancik. Lurf: Language embedded radiance fields. In *Proceedings of the IEEE/CVF International Conference on Computer Vision*, pp. 19729–19739, 2023.
- Diederik P Kingma. Adam: A method for stochastic optimization. *arXiv preprint arXiv:1412.6980*, 2014.
- Alexander Kirillov, Eric Mintun, Nikhila Ravi, Hanzi Mao, Chloe Rolland, Laura Gustafson, Tete Xiao, Spencer Whitehead, Alexander C Berg, Wan-Yen Lo, et al. Segment anything. In *Proceedings of the IEEE/CVF International Conference on Computer Vision*, pp. 4015–4026, 2023.
- Boyi Li, Kilian Q Weinberger, Serge Belongie, Vladlen Koltun, and Rene Ranftl. Language-driven semantic segmentation. In *International Conference on Learning Representations*, 2022.
- Kunhao Liu, Fangneng Zhan, Jiahui Zhang, Muyu Xu, Yingchen Yu, Abdulmotaleb El Saddik, Christian Theobalt, Eric Xing, and Shijian Lu. Weakly supervised 3d open-vocabulary segmentation. *Advances in Neural Information Processing Systems*, 36:53433–53456, 2023.

- Ben Mildenhall, Pratul P Srinivasan, Matthew Tancik, Jonathan T Barron, Ravi Ramamoorthi, and Ren Ng. Nerf: Representing scenes as neural radiance fields for view synthesis. *Computer Vision–ECCV 2020*, pp. 405–421, 2020.
- Thomas Müller, Alex Evans, Christoph Schied, and Alexander Keller. Instant neural graphics primitives with a multiresolution hash encoding. *ACM transactions on graphics (TOG)*, 41(4):1–15, 2022.
- Maxime Oquab, Timothée Darcet, Théo Moutakanni, Huy Vo, Marc Szafraniec, Vasil Khalidov, Pierre Fernandez, Daniel Haziza, Francisco Massa, Alaaeldin El-Nouby, et al. Dinov2: Learning robust visual features without supervision. *Transactions on Machine Learning Research Journal*, pp. 1–31, 2024.
- Minghan Qin, Wanhua Li, Jiawei Zhou, Haoqian Wang, and Hanspeter Pfister. Langsplat: 3d language gaussian splatting. In *Proceedings of the IEEE/CVF Conference on Computer Vision and Pattern Recognition*, pp. 20051–20060, 2024.
- Yansong Qu, Shaohui Dai, Xinyang Li, Jianghang Lin, Liujuan Cao, Shengchuan Zhang, and Rongrong Ji. Goi: Find 3d gaussians of interest with an optimizable open-vocabulary semantic-space hyperplane. In *Proceedings of the 32nd ACM international conference on multimedia*, 2024.
- Alec Radford, Jong Wook Kim, Chris Hallacy, Aditya Ramesh, Gabriel Goh, Sandhini Agarwal, Girish Sastry, Amanda Askell, Pamela Mishkin, Jack Clark, et al. Learning transferable visual models from natural language supervision. In *International conference on machine learning*, pp. 8748–8763. PMLR, 2021.
- Yunhang Shen, Chaoyou Fu, Peixian Chen, Mengdan Zhang, Ke Li, Xing Sun, Yunsheng Wu, Shaohui Lin, and Rongrong Ji. Aligning and prompting everything all at once for universal visual perception. In *Proceedings of the IEEE/CVF Conference on Computer Vision and Pattern Recognition*, pp. 13193–13203, 2024.
- Jin-Chuan Shi, Miao Wang, Hao-Bin Duan, and Shao-Hua Guan. Language embedded 3d gaussians for open-vocabulary scene understanding. In *Proceedings of the IEEE/CVF Conference on Computer Vision and Pattern Recognition*, pp. 5333–5343, 2024.
- Ken Shoemake. Animating rotation with quaternion curves. *Proceedings of the 12th annual conference on Computer graphics and interactive techniques*, 1985. URL <https://api.semanticscholar.org/CorpusID:11290566>.
- Olaolu Shorinwa, Johnathan Tucker, Aliyah Smith, Aiden Swann, Timothy Chen, Roya Firoozi, Monroe David Kennedy, and Mac Schwager. Splat-mover: Multi-stage, open-vocabulary robotic manipulation via editable gaussian splatting. In *8th Annual Conference on Robot Learning*, 2024.
- Mingqiao Ye, Martin Danelljan, Fisher Yu, and Lei Ke. Gaussian grouping: Segment and edit anything in 3d scenes. In *European Conference on Computer Vision*. Springer, 2024.
- Zehao Yu, Anpei Chen, Binbin Huang, Torsten Sattler, and Andreas Geiger. Mip-splatting: Alias-free 3d gaussian splatting. In *Proceedings of the IEEE/CVF Conference on Computer Vision and Pattern Recognition*, pp. 19447–19456, 2024.
- Junhai Zhai, Sufang Zhang, Junfen Chen, and Qiang He. Autoencoder and its various variants. In *2018 IEEE international conference on systems, man, and cybernetics (SMC)*, pp. 415–419. IEEE, 2018.
- Hongyi Zhang, Moustapha Cisse, Yann N Dauphin, and David Lopez-Paz. mixup: Beyond empirical risk minimization. In *International Conference on Learning Representations*, 2018.
- Shijie Zhou, Haoran Chang, Sicheng Jiang, Zhiwen Fan, Zehao Zhu, Dejia Xu, Pradyumna Chari, Suyu You, Zhangyang Wang, and Achuta Kadambi. Feature 3dgs: Supercharging 3d gaussian splatting to enable distilled feature fields. In *Proceedings of the IEEE/CVF Conference on Computer Vision and Pattern Recognition*, pp. 21676–21685, 2024.
- Xingxing Zuo, Pouya Samangouei, Yunwen Zhou, Yan Di, and Mingyang Li. Fmgs: Foundation model embedded 3d gaussian splatting for holistic 3d scene understanding. *International Journal of Computer Vision*, pp. 1–17, 2024.

A APPENDIX

A.1 FURTHER IMPLEMENTATION DETAILS

We complement the implementation details shared in Subsection 4.1: our solution is based on the official implementations of 3DGS Kerbl et al. (2023) and LangSplat Qin et al. (2024) made publicly available by their respective authors (*c.f.* links provided in their papers). Specifically, we edit the LangSplat’s 3DGS model to add our novel smoothed indicator, as well as the CUDA rasterization function for joint rendering of color and semantic modalities w.r.t. their respective opacity/indicator control. As explained in the main paper, we also adapt the optimization script for joint learning over both modalities and for integrating the proposed view-blending augmentation, applied to pairs of batched input samples at every iteration. The learning rates applied to the different 3DGS attributes are provided in Tab. 9.

Table 9: Learning rates applied to the parameters of the Gaussians.

Components	Learning Rates
position	1.6×10^{-4}
scale	5.0×10^{-3}
rotation	1.0×10^{-3}
color features	5.0×10^{-3}
color opacity	5.0×10^{-2}
semantic features	5.0×10^{-3}
semantic indicator	5.0×10^{-2}

A.2 EVALUATION ON ADDITIONAL MIP-NeRF 360 DATASET

Quantitative Results. Building on the work of GOI (Qu et al., 2024), we also utilize the Mip-NeRF 360 dataset (Barron et al., 2022) for our evaluation. In this context, we employ APE (Shen et al., 2024) as the frozen backbone to extract ground truth 2D features. The results, presented in Tab. 10, clearly demonstrate the effectiveness of our proposed method, highlighting its ability to improve overall performance on this dataset.

Qualitative Results. In Fig. 9 and Fig. 10, we present qualitative comparisons on the Mip-NeRF 360 dataset (Barron et al., 2022). The results demonstrate that our proposed method significantly outperforms the competing approaches.

A.3 ADDITIONAL ABLATION STUDIES

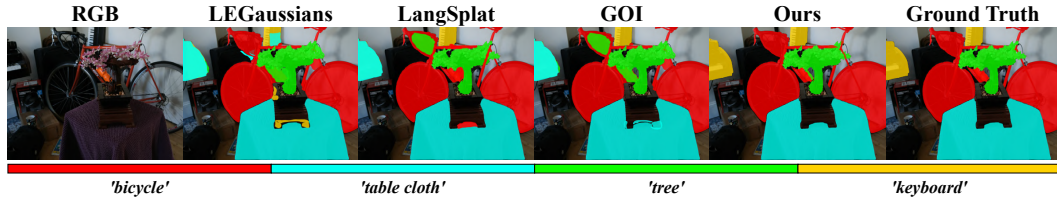


Figure 9: Qualitative semantic segmentation comparisons on the *bonsai* scene of the Mip-NeRF 360 dataset.

Table 10: mIoU results on the Mip-NeRF 360 dataset.

Method	Venue	garden	bonsai	kitchen	room	avg.
Feature-3DGS	CVPR’24	45.1	46.2	46.8	17.5	38.9
LEGaussians	CVPR’24	48.5	50.4	49.3	55.7	51.0
LangSplat	CVPR’24	50.1	59.1	50.0	62.6	55.5
GS-Grouping	ECCV’24	42.0	43.1	42.2	49.1	44.1
GOI	ACMMM’24	85.0	91.5	84.3	85.0	86.5
Ours		89.2	93.7	87.6	88.8	89.8




Figure 10: Qualitative semantic segmentation comparisons on the `room` scene of the Mip-NeRF 360 dataset.

Table 11: Ablation results of modality fusion on the 3D-OVS dataset.

Method	bed	bench	room	sofa	lawn	avg.
No Fusion	94.5	95.6	95.3	93.0	96.5	95.0
Single-layer MLP Fusion	93.1	94.7	94.4	91.7	96.0	94.1
Cross-attention Modality Fusion	94.7	95.9	95.6	93.2	96.6	95.2
Self-attention Modality Fusion (Ours)	96.8	97.3	97.7	95.5	97.9	97.1

Ablation of Modality Fusion. Table 11 presents an ablation study of modality fusion using the OVS-3D dataset. The results indicate that self-attention modality fusion is the most effective method.

Ablation of Semantic Indicator. Tab. 12 compares our proposed Smoothed Semantic Indicator against three alternatives: Fixed Value at 0.5, Fixed Value at 1, and Using Color Opacity on the 3D-OVS dataset. The results demonstrate that fixed values greatly under-perform compared to shared opacity derived from color rendering. Moreover, the learnable Smoothed Semantic Indicator surpasses the use of color opacity significantly. Thus, utilizing a learnable semantic indicator for semantic rasterization proves beneficial for the open-vocabulary segmentation task.

Ablation of Camera View Blending. We present an ablation study of various camera view blending strategies in Tab. 13 using the 3D-OVS dataset, which includes three variants: Rotation, Translation, and SSIM. Our proposed method is represented in the last row of the table. The results indicate that both Slerp-based rotation blending and Lerp-based translation blending enhance performance. Furthermore, the regularization provided by SSIM is crucial for managing the extent of blending.

In Tab. 14, we further present an ablation study on the interpolation ratio used within the camera view blending scheme, performed on the 3D-OVS dataset. Alongside fixed values of 0.5, 0.75, and 1.0, we also include experiments utilizing Even Distribution ($U(0, 1)$), Gaussian Distribution ($N(0, 1)$), and our Beta Distribution ($Beta(0.2, 0.2)$). The results indicate that a balanced ratio is essential for achieving better representations, and that minor disturbances can also yield beneficial effects.

We also change the parameter of the Beta distribution in the blending loss \mathcal{L}_b on the LERF dataset, and the results are exhibited in Tab. 15, showing our selection is reasonable. It is important to keep a relatively balanced ratio while introducing some disturbances.

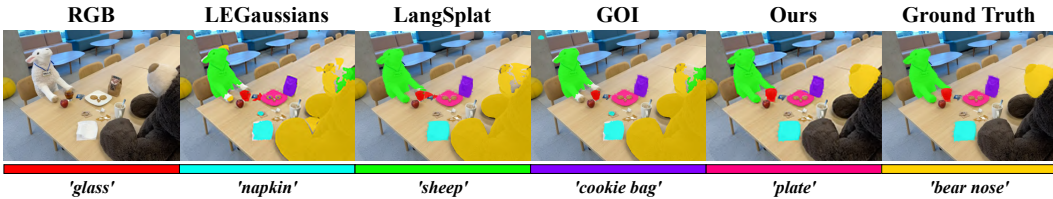


Figure 11: Qualitative semantic segmentation comparisons on the `teatime` scene of the LERF dataset.

A.4 ADDITIONAL QUALITATIVE RESULTS

Results on LERF Data. Fig. 11 and Fig. 12 present additional semantic segmentation results on the LERF dataset, while Fig. 13 displays further localization results for the same dataset. Our

Table 12: Ablation results of smoothed semantic indicator on the 3D-OVS dataset.

Method	bed	bench	room	sofa	lawn	avg.
Fixed to 0.5	93.4	94.9	95.1	92.0	95.4	94.2
Fixed to 1.0	91.5	92.8	90.9	87.6	92.8	91.1
Using Color Opacity	94.7	95.2	95.0	92.7	96.4	94.8
Smoothed Semantic Indicator (Ours)	96.8	97.3	97.7	95.5	97.9	97.1

Table 13: Ablation results of camera view blending on the 3D-OVS dataset.

Rotation	Translation	SSIM	bed	bench	room	sofa	lawn	avg.
×	×	×	92.9	94.6	95.2	91.5	96.1	94.1
×	✓	×	93.5	94.9	95.5	92.2	96.2	94.5
×	✓	✓	94.8	95.2	96.3	93.5	96.4	95.2
✓	×	×	94.0	94.8	95.7	92.3	96.3	94.6
✓	×	✓	95.1	95.4	96.2	93.0	96.2	95.2
✓	✓	×	96.2	96.8	96.7	94.6	96.4	96.1
✓	✓	✓	96.8	97.3	97.7	95.5	97.9	97.1




Figure 12: Qualitative semantic segmentation comparisons on the figurines scene of the LERF dataset.

proposed method clearly outperforms other approaches, particularly in reflective and translucent areas, where it more closely aligns with the ground truth.

Results on 3D-OVS Data. We present additional segmentation comparisons on the 3D-OVS dataset in Fig. 14 and Fig. 15. Our proposed method demonstrates superior performance compared to other approaches, showing greater alignment with the ground truth.

Impact of Semantic-Indicator Contribution on Relevancy Maps. In Fig. 16, we share the relevancy maps (represented as heatmaps) corresponding to various open-vocabulary prompts, comparing the results for color/semantic 3DGS models incorporating our novel smoothed semantic (last row) versus baseline models re-using the color opacity during rasterization of semantic data (mid row). The results clearly demonstrate the effectiveness of the semantic indicator in uncovering semantic information, particularly in translucent and reflective objects. This enhanced capability allows for a more nuanced understanding of the scene, highlighting how the proposed method improves the semantic representations.

Table 14: Ablation results of interpolation ratio sampling on the 3D-OVS dataset.

Method	bed	bench	room	sofa	lawn	avg.
Fixed to 0.5	95.8	95.9	95.6	93.7	96.5	95.5
Fixed to 0.75	94.1	95.2	95.0	92.5	95.4	94.4
Fixed to 1.0	93.4	94.0	94.4	90.8	95.2	93.6
Even Distribution	94.6	95.1	94.8	93.2	96.1	94.8
Gaussian Distribution	94.0	94.5	94.2	92.9	96.0	94.3
Beta Distribution (Ours)	96.8	97.3	97.7	95.5	97.9	97.1

Table 15: Ablation results of the parameters of Beta distribution on the LERF dataset, in terms of mIoU.

Method	ramen	figurines	teatime	kitchen	avg.
Beta(0.1, 0.1)	59.7	72.2	57.3	54.4	60.9
Beta(0.2, 0.2)	61.4	73.5	58.1	54.8	62.0
Beta(0.3, 0.3)	60.7	72.8	57.1	54.2	61.2
Beta(0.4, 0.4)	59.6	72.0	56.8	54.1	60.6

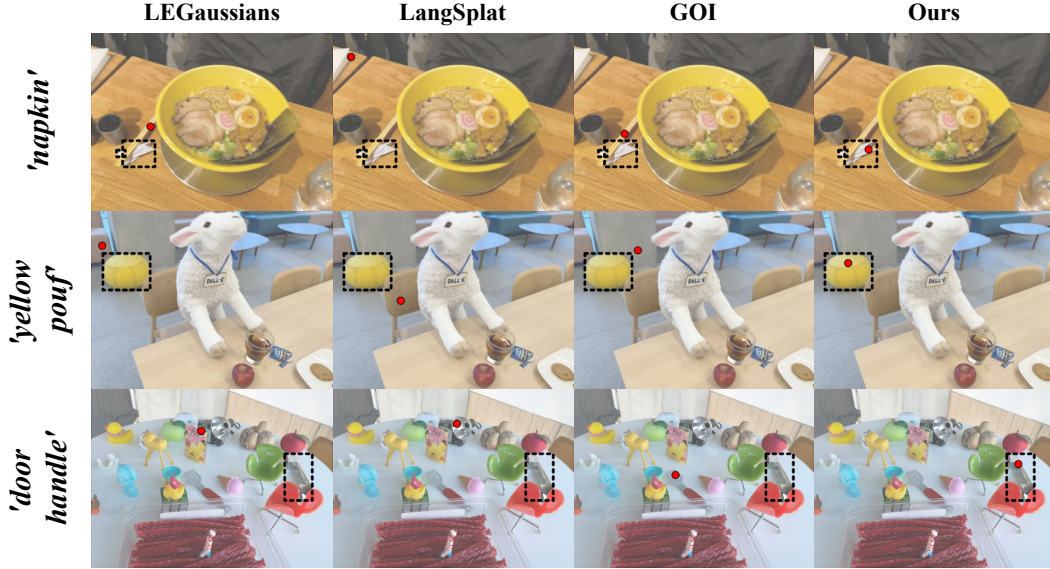
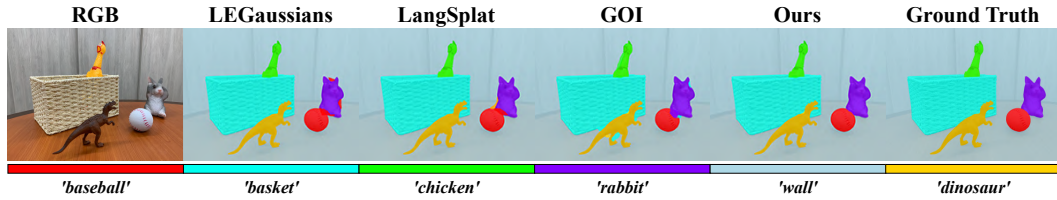
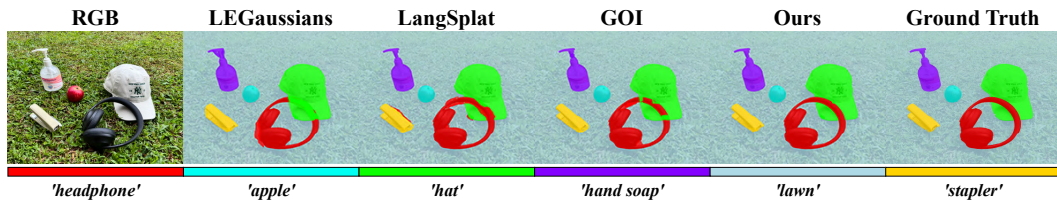


Figure 13: Additional qualitative examples of object localization in the LERF dataset.

Figure 14: Qualitative semantic segmentation comparisons on the `room` scene (3D-OVS dataset).Figure 15: Qualitative semantic segmentation comparisons on the `lawn` scene (3D-OVS dataset).




Figure 16: Qualitative impact of the proposed additional semantic indicator on 2D relevancy maps w.r.t. various open-vocabulary prompts.