

Fast Mixed-Precision Real Evaluation

ARTEM YADROV, University of Utah, USA

PAVEL PANCHEKHA, University of Utah, USA

Evaluating real-valued expressions to high precision is a key building block in computational mathematics, physics, and numerics. A typical implementation evaluates the whole expression in a uniform precision, doubling that precision until a sufficiently-accurate result is achieved. This is wasteful: usually only a few operations really need to be performed at high precision, and the bulk of the expression could be computed much faster. However, such non-uniform precision assignments have, to date, been impractical to compute.

We propose a fast new algorithm for deriving such precision assignments. The algorithm leverages results computed at lower precisions to analytically determine a mixed-precision assignment that will result in a sufficiently-accurate result. Our implementation, Reval, achieves an average speed-up of $1.72\times$ compared to the state-of-the-art Sollya tool, with the speed-up increasing to $5.21\times$ on the most difficult input points. An examination of the precisions used with and without precision tuning shows that the speed-up results from assigning lower precisions for the majority of operations, though additional optimizations enabled by the non-uniform precision assignments also play a role.

Additional Key Words and Phrases: Interval arithmetic, precision tuning, rounding error, error Taylor series, condition numbers, arbitrary precision.

ACM Reference Format:

Artem Yadrov and Pavel Panchekha. 2025. Fast Mixed-Precision Real Evaluation. 1, 1 (August 2025), 24 pages. <https://doi.org/10.1145/nnnnnnn.nnnnnnn>

1 INTRODUCTION

Many tasks in computational science computational number theory [5, 28], physics [6], geometry [46, 47], and commutative algebra [27] require computing real expressions to high precision. Real expression evaluation is also necessary in numerical computing, including in the Remez and Chebyshev approximation algorithms [23, 34, 42]; numerical compilers like Herbie [24, 41]; and math library functions like exp and pow [4, 14]. For example, to synthesize a math library function using RLibm [34] one first needs a correctly-rounded evaluation of the function on all 4 billion-odd 32-bit floating-point inputs. Naturally, performance is critical.

The challenge is that computer arithmetic is subject to rounding error. Real number evaluation thus typically uses high-precision *interval arithmetic* [15, 31, 41], which can bound the effect of rounding error. Specifically, existing implementation use a strategy known as Ziv’s onion-peeling method [52], which evaluates the real expression using interval arithmetic and checks if the resulting interval is narrow enough to meet the user’s accuracy goals. If it’s not, Ziv’s strategy re-evaluates at higher and higher precision until it is.

A key parameter in Ziv’s strategy is the precision to use when evaluating the expression. The standard implementation uses a single, uniform precision for all operations and doubles that

Authors’ Contact Information: Artem Yadrov, University of Utah, Salt Lake City, UT, USA, artemya@cs.utah.edu; Pavel Panchekha, University of Utah, Salt Lake City, UT, USA, pavpan@cs.utah.edu.

Permission to make digital or hard copies of all or part of this work for personal or classroom use is granted without fee provided that copies are not made or distributed for profit or commercial advantage and that copies bear this notice and the full citation on the first page. Copyrights for components of this work owned by others than the author(s) must be honored. Abstracting with credit is permitted. To copy otherwise, or republish, to post on servers or to redistribute to lists, requires prior specific permission and/or a fee. Request permissions from permissions@acm.org.

© 2025 Copyright held by the owner/author(s). Publication rights licensed to ACM.

ACM XXXX-XXXX/2025/8-ART

<https://doi.org/10.1145/nnnnnnn.nnnnnnn>

precision with every re-evaluation. This choice is widely understood to be sub-par. A comment in the Marshall interpreter [47], for example, suggests that “we should do something more intelligent about that (not all subexpressions of e need the same precision)”, while the Sollya language [15] implementation describes the choice of precision as a “matter of religion” with doubling being “fine in practice.” Using a uniform precision for all operations means using a precision that is too high for all but the most precision-sensitive operations, wasting valuable time. Nonetheless, no better, practical method currently exists.

We provide one in Reval, a new library for **real evaluation using intervals**.¹ Reval uses a *precision assignment algorithm* to determine what precision to use for every operation in the program. Critically, each operation gets its own precision. As a result, most operations are executed at low precision, leading to dramatic speed-ups over state-of-the-art libraries such as Sollya [15]. Reval’s approach also has secondary benefits. Because Reval computes the precision assignment directly, it does not need as many repeated re-evaluations, and it can also avoid recomputing operations where a good-enough answer is already known. These additional optimizations, enabled by the non-uniform precision assignments, further bolster Reval’s advantage.

Reval’s precision assignments are based on technical variations of the rounding error literature. Like prior work [11, 16], Reval derives precision assignments from error bounds, which it computes with error Taylor series and condition numbers [21, 49, 53]. However, Reval leverages the properties of interval arithmetic to compute completely-sound precision assignments without having to compute quadratically-many “higher-order error” terms, a bottleneck in prior sound approaches. Reval applies a further approximation—an “exponent trick”—to compute these bounds exclusively using fast computations over machine integers, reducing precision tuning to a small fraction of run time. The final precision assignments are sound, reasonably tight, and computed quickly.

We evaluate Reval on 558 803 computations drawn from 493 benchmarks in the Herbie 2.0 benchmark suite, and compare it to a uniform-precision baseline and the state-of-the-art Sollya tool [15]. Reval is 1.72× faster than the state-of-the-art Sollya tool, with speedups increasing up to 5.21× on the most difficult computations. We show that this performance advantage is due to the highly non-uniform precisions assigned by Reval. Reval’s approach also has additional benefits, such as faster convergence, fewer operator evaluations, and better handling of invalid inputs, all of which bolster Reval’s advantage. To demonstrate Reval’s real-world applicability, we integrate Reval into the Herbie numerical compiler, replacing an earlier implementation based on Ziv’s strategy and achieving a speedup of 1.7×. This shows that Reval’s advantages are relevant in practical, widely-used tools.

In summary, this paper contributes:

- A fast, sound error bound algorithm specialized to interval arithmetic (Section 4).
- Real expression evaluation using these error bounds for precision assignment (Section 5).
- A practical implementation thereof, including a number of optimizations (Section 6).

2 OVERVIEW

Consider the task of evaluating the expression $(1.0 - \cos(x))/\sin(x)$ for $x = 10^{-8}$. For this input, the subtraction at $1 - \cos(x)$ suffers from a numerical problem known as “catastrophic cancellation”, so ordinary floating-point arithmetic is not accurate. A high-precision evaluation is necessary; Ziv’s strategy is the standard approach. This strategy suggests we evaluate the expression using arbitrary-precision interval arithmetic. For example, we might choose to use 64-bit intervals, in which case the expression evaluates to the interval $[4.998 \cdot 10^{-9}, 5.004 \cdot 10^{-9}]$. If we only need the first few digits of the result, this is good enough, but if we need more than 3 digits of accuracy, this

¹The name is also a pun on Rival, the underlying interval library Reval uses.

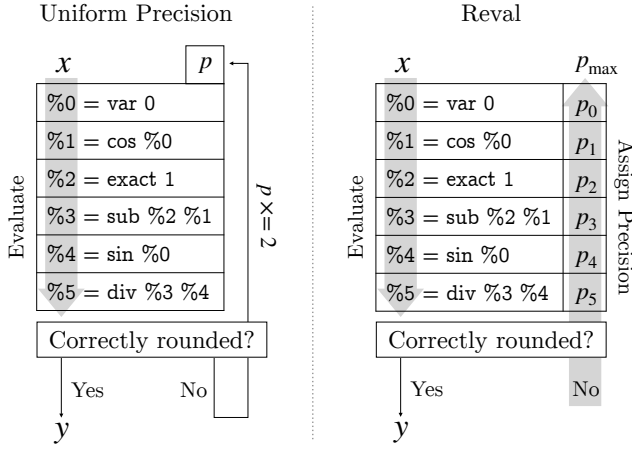


Fig. 1. In the standard uniform-precision approach (left), all operations share the same precision, which is doubled until a correct rounding is found. In Reval (right), precision tuning is performed if a correct rounding is not found, deriving a different precision for each operation.

interval is too wide. Ziv's strategy then recommends trying again with higher precision; typically one doubles the precision. With 128 bits, then, the expression evaluates to a very narrow interval

$$[5.0000000000000001 \dots \cdot 10^{-9}, 5.0000000000000001 \dots \cdot 10^{-9}].$$

Here both endpoints round to the same double-precision number, $5 \cdot 10^{-9}$, which we then know is the correct double-precision result.

Ziv's strategy is widely-used and efficient, but it leaves the actual choice of precision unspecified, and in fact there are many possible precision choices that work. Trying 64 and then 128 bits is the standard approach—doubling every time evaluation fails—but here 128 bits aren't necessary; one can use as few as 107 bits of precision. And the precision also need not be uniform! For this expression, only the $\cos(x)$ term actually needs to be computed with 107 bits; every other operation can actually use as few as 56 bits and still produce an interval that identifies the correct double-precision result.

And picking the right precision is important, because larger precisions take more time. In this example, the precisions are quite small but already the non-uniform precision is 6% faster than the uniform one. The gap is larger when larger precisions are needed; for example, if the input were instead $x = 10^{-80}$, then uniform 1024-bit precision would take 40 microseconds, uniform 585-bit precision would take 21 microseconds, and computing only the $\cos(x)$ term with 585 bits, with the rest of the expression using 60 bits, takes only 12 microseconds, a dramatic speedup. Choosing the right precisions is critical.

That is exactly what Reval does. In the case of $x = 10^{-8}$, Reval assigns 117 bits to $\cos(x)$ and 58 or 60 bits to all other operations, which is only 1% slower than the optimal precision assignment. For $x = 10^{-80}$, Reval assigns 637 bits to $\cos(x)$ and 58 or 60 bits to all other operations, which is again only 3% slower than the optimal precision assignment. Moreover, Reval computes these non-uniform precision assignments quickly—about seven microseconds. It does this through a combination of analytically computing the correct precisions for most operations plus an iterative guessing approach for operations that cannot be analyzed analytically, shown in Figure 1.

Consider first the easier task of evaluating our expression at $x = 10^{-8}$. Here, Reval first tries to evaluate the expression at low precisions (between 58 and 62 bits). Even though the output

interval isn't accurate enough, this evaluation isn't totally useless: every interval computed by each operation contains useful information about what precision that operation needs to be evaluated at. For example the expression $(1.0 - \cos(x))/\sin(x)$ initially evaluates to $[4.987 \times 10^{-9}, 5.009 \times 10^{-9}]$. The endpoints of this interval have a relative error of about 2^{-8} , meaning that we have already computed something like 8 correct bits. Since we want a final output with 53 bits of precision, this suggests adding about 45 bits of precision. The general insight is that, even when the precision chosen is too low, the intervals computed for intermediate values can inform the choice of precision.

More formally, Reval computes its precisions by computing, from each intermediate interval \hat{z} , $\text{intro}(\hat{z})$ and $\text{ampl}_k(\hat{z})$ values that are then added to get the precision assignment for each operation. For our example, the precision assigned to the $\cos(x)$ term is computed with

$$t + \lceil \log_2 \text{ampl}_1(\text{div}) \rceil + 2 + \lceil \log_2 \text{ampl}_2(\text{sub}) \rceil + 2 + \lceil \log_2 \text{intro}(\cos) \rceil + 2 + 3,$$

where t is the target precision, 53 bits (meaning double precision). Reval evaluates $\lceil \log_2 \text{ampl}_1(\text{div}) \rceil = 0$, $\lceil \log_2 \text{ampl}_2(\text{sub}) \rceil = 55$, $\lceil \log_2 \text{intro}(\cos) \rceil = 0$, leading to a final precision assignment of 117 bits for the $\cos(x)$ term. The details of how these intro and ampl_k terms are defined and how Reval quickly approximates them are described in Section 4.

Evaluating our example expression at $x = 10^{-80}$ is a little harder. In this case, the initial evaluation of $1 - \cos(x)$ yields the interval $[0, 1.08 \cdot 10^{-19}]$. The endpoints of this interval have *infinite* relative error, so it doesn't provide Reval with much useful information about what precision to evaluate $\cos(x)$ at. Reval is forced to guess, and it chooses to evaluate $\cos(x)$ at 637 bits of precision (Section 5 explains how the guess is chosen). However, even though $\cos(x)$'s precision is a guess accounted for the large error, all other operations have small relative errors, so Reval keeps other precision assignments low. The resulting precision assignment—637 bits for $\cos(x)$ and 58 or 60 bits for all other operations—does produce a narrow-enough interval, meaning that Reval's guess was successful. Not only is the resulting assignment close to optimal, but Reval also finds it in only twice evaluations of the expression, whereas the standard approach would need five evaluations to find a working precision.

Of course, in this example the guess worked—perhaps the reader doesn't want to credit Reval with correct *guesses*. But the same precision assignment process can continue even when the guess fails. For example, for the input $x = 10^{-90}$, Reval's second evaluation, with 637 bits for $\cos(x)$, also fails to produce a narrow-enough interval. But in this case, the interval for $1 - \cos(x)$ has a relative error of about 2^{-38} ; Reval's more precision assignment overestimates a bit, assigning a precision of 661 bits to $\cos(x)$, which then results in a successful evaluation. Even with the failed guess, Reval still needs only three total evaluations, while the standard approach needs five. Plus, the all three evaluations assign the same precision to the $\sin(x)$ term, so Reval computes it only once; the standard approach bumps the precision of each operation at each re-evaluation, so has to reevaluate this expensive operator.

To summarize, Reval initially performs an evaluation at some non-uniform low precisions. It then uses the intervals computed during that initial evaluation to compute intro and ampl_k factors, which are then used to compute a precision assignment for each operation. Typically, this precision assignment is computed analytically, in which case re-evaluating with that precision computes an accurate result. In some cases, however, Reval is forced to guess when computing the precision assignment. In those cases, re-evaluating with the computed precisions might still not be accurate enough, because the guess might be bad. In that case, Reval can now repeat the precision assignment using the new, narrower and more useful, intervals.

The rest of this paper is organized as follows: Section 3 covers floating-point and interval arithmetic in brief. Section 4 then derives the intro and ampl_k factors and shows how they relate to precision tuning. Section 5 then describes the “slack mechanism” by which Reval guesses precisions

when forced, and Section 6 describes the additional optimizations enabled by Reval's non-uniform precision assignments.

3 BACKGROUND

A normal floating-point number is a number $\pm(1 + m)2^e$ where the mantissa m is a value in $[0, 1)$ represented with some fixed precision $p \geq 2$ and where the exponent e is a signed integer. We are specifically concerned with arbitrary-precision floating-point arithmetic as implemented in the well-known MPFR library [25]. In MPFR, the precision is user-selected up to thousands of bits, the exponent is a signed 32-bit integer, and subnormals are not present.²

Rounding. A real number x can be *rounded* to a precision- p floating-point value. Typically x lies strictly between two floating-point values, in which case we say that either one is a *faithful rounding* \hat{x} of x . A specific *rounding mode*, such as the default round-to-nearest ties-to-even, may prescribe one of those two values as the *correct rounding* of x . A floating-point implementation \hat{f} of some mathematical function f is said to be *faithfully rounded* if $\hat{f}(\hat{x})$ is a faithful rounding of $f(\hat{x})$ for all floating-point inputs \hat{x} in its domain, and likewise for correct rounding. Correct rounding is stricter than faithful rounding: most real numbers have two faithful roundings but all have exactly one correct rounding, and for this reason correct rounding is required in many applications [13].

Faithful rounding has a close relationship with floating-point error. If a real number x can be bounded to some range $[x_1, x_2]$ with the relative error of x_1 and x_2 less than 2^{-p} , then rounding either endpoint inward produces a faithful rounding of x . The same is not true of correct rounding: even a very narrow interval $[x_1, x_2]$, much narrower than 2^{-p} , might still contain the rounding boundary where correct rounding switches from rounding up to rounding down. For this reason, Reval uses precision tuning to achieve faithful rounding, and then uses its “slack mechanism” to handle the hard cases where the result is near a rounding boundary.

Interval Arithmetic. Interval arithmetic performs floating-point computations over intervals instead of single floating-point values. Instead of computing $\hat{y} = \hat{f}(\hat{x})$, one computes $[y_{lo}, y_{hi}] = \hat{f}([x_{lo}, x_{hi}])$ where $y_{lo} \leq f(x) \leq y_{hi}$ for all $x_{lo} \leq x \leq x_{hi}$. Such an interval is called *valid*; the narrowest such interval is called *tight* [1]. Intuitively, the endpoints computed in interval arithmetic bound *all possible* faithfully-rounded evaluations of a given expression. Many implementations of interval arithmetic exist, both over hardware floating-point numbers [26, 38] and over arbitrary-precision floating-point [37, 43]; Reval uses one called Rival [24]. The benefit of interval arithmetic is that its computations use floating-point arithmetic but bound the behavior of real numbers. Ziv's strategy, described above, leverages exactly this fact to evaluate real expressions to high precision.

4 FAST SOUND ERROR BOUNDS

Reval thus leverages the literature on floating-point error bounds to understand how the width of intervals computed in Ziv's strategy is related to the precisions used. The error bound, and thus the interval width, is dependent on the precision of each operation, so forms an inequality that we can *solve* for an appropriate precision assignment. Ideally the bounds are both sound and relatively tight; soundness guarantees the precision assignment will work, while relative tightness avoids over-estimating the necessary precision.

The need for soundness and accuracy suggests error Taylor series, a standard approach [21, 49] known to give tight error bounds. However, performance is a problem. Error Taylor series are only sound if a “higher-order error” term is included, and that term requires computing quadratically-many second derivatives of the expression. We introduce a slight variation on error Taylor series,

²MPFR can emulate subnormals by truncating and shifting, but its internal data representation doesn't use them.

Equation (1), that achieves soundness using only first derivatives. An algebraic reorganization inspired by (and related to) condition numbers, Equation (2), allows computing this variation in $O(n)$ time. Finally, the error bound can be solved for an appropriate precision assignment, as shown in Equation (3). This section describes these equations' high-level intuition; complete derivations of each result are left to Section 8.

4.1 Sound First-Order Error

In error Taylor series, we represent the expression to evaluate as a fixed sequence $\hat{z}_i = \hat{f}_i(\hat{x}_i, \hat{y}_i)$, of floating-point operations \hat{f}_i on input and output floating-point registers \hat{x}_i , \hat{y}_i , and \hat{z}_i , where each \hat{x}_i and \hat{y}_i is itself the output register \hat{z}_j of some prior operation. Naturally, some operations have one or even zero arguments (for floating-point constants like π), but for simplicity we write $\hat{f}_i(\hat{x}_i, \hat{y}_i)$ for each operation. Each register also an ideal real-number value $z_i = f(x_i, y_i)$. Assume each \hat{f}_i is faithfully rounded;³ then

$$\hat{f}_i(\hat{x}_i, \hat{y}_i) = f_i(\hat{x}_i, \hat{y}_i)(1 + \varepsilon_i),$$

for some $|\varepsilon_i| \leq 2^{-p_i}$, where p_i is the precision used for this operation.⁴ Substituting in \hat{x}_i and \hat{y}_i , which are themselves computed in prior instructions, yields \hat{z}_i as a function of many ε s, which we now write $\hat{z}_i(\vec{\varepsilon})$. Then $\hat{z}_i(\vec{0})$, representing the case of no rounding error, is equal to z_i and the relative error of \hat{z}_i is a function of the $\vec{\varepsilon}$ s.

In a typical derivation of Error Taylor series, this function is then approximated as a linear function plus a residual term using $f(\varepsilon) = f(0) + \varepsilon f'(0) + o(\varepsilon^2)$. The residual term is then often presumed small and ignored [21]; this assumption may be correct, but it isn't sound. Since soundness is critical in Reval, we instead apply the more accurate Lagrange remainder theorem (at order 1): $f(\varepsilon) = f(0) + \varepsilon f'(\varepsilon^*)$. Here, there is no second-order term, and instead the first derivative is evaluated not at 0 but at some point $0 \leq \varepsilon^* \leq \varepsilon$; the intuition behind this well-known analytical result is that the new ε^* variable captures the higher-order variation in f' . In our context, the ε^* variable represents a different, also faithful rounding.⁵ We write \hat{z}_i^* and similar to represent the values of each intermediate variable given this hypothetical $\vec{\varepsilon}^*$ rounding error. While bounding the effects of rounding error $\vec{\varepsilon}$ by considering a different rounding error $\vec{\varepsilon}^*$ is unintuitive, it ends up being effective in the context of interval arithmetic.

Applying this basic idea to our function \hat{z}_i , and being rigorous with multiple variables, signs, and inequalities (see Section 8 for a full derivation), yields the overall bound:

$$\text{relative error of } \hat{z}_i = \left| \frac{\hat{z}_i - z_i}{z_i} \right| = \left| \frac{\hat{z}_i(\vec{\varepsilon}) - \hat{z}_i(\vec{0})}{z_i} \right| \leq \max_{\vec{\varepsilon}^*} \sum_{j \leq i} 2^{-p_j} \left| \frac{1}{z_i} \frac{\partial \hat{z}_i}{\partial \varepsilon_j}(\vec{\varepsilon}^*) \right| = \text{bound}(\hat{z}_i). \quad (1)$$

The left hand side of this inequality is the error of \hat{z}_i (relative to z_i) while the right-hand side sums the impact of each rounding error suffered in computing \hat{z}_i : an initial error of at most 2^{-p_j} amplified by a more complex factor that depends on $\vec{\varepsilon}^*$. Unlike a traditional error Taylor series, this bound is sound and neither ignores nor requires computing higher-order derivatives of \hat{z}_i .

4.2 Linear-Time Error Bounds

Equation (1) involves a sum of i terms, each of which computes a different derivative $\partial \hat{z}_i / \partial \varepsilon_j$. Since the expression for \hat{z}_i involves $O(i)$ operations, computing it directly would lead to an overall runtime of $O(i^2)$, too slow since evaluating the expression takes only $O(i)$ time. Luckily, there

³See Section 5 for more on how this assumption is handled in practice

⁴Here we ignore under- and over-flow; these can be handled with movability flags [24], or the slack mechanism of Section 5.

⁵Faithful, because $\vec{\varepsilon}^* \leq \vec{\varepsilon}$.

is a faster, indirect computation of $\partial \hat{z}_i / \partial \varepsilon_j$. Basically, ε_j (the rounding error of operation j) only influences \hat{z}_i (the result of operation i) via its influence on \hat{z}_j (the output of operation j). These $\partial \hat{z}_i / \partial \varepsilon_j$ terms thus have a lot of shared structure and, in fact, can all be computed in $O(i)$ time using a technique quite similar to reverse-mode automatic differentiation. Specifically, the error bounds of all intermediate values $\text{bound}(\hat{z}_j)$ can be computed with the equation:

$$\text{bound}(\hat{z}) \leq 2^{-p} \text{intro}(\hat{z}) + (1 + 2^{-p}) \text{ampl}_1(\hat{z}) \text{bound}(\hat{x}) + (1 + 2^{-p}) \text{ampl}_2(\hat{z}) \text{bound}(\hat{y}), \quad (2)$$

where all variables have the same subscript, j . The inequality is quite similar to known formulas for “condition numbers”, but here the $\text{intro}(\hat{z})$ and $\text{ampl}_k(\hat{z})$ terms vary over $\vec{\varepsilon}^*$, plus there’s an extra $1 + 2^{-p_j}$ factor; see Section 8 for details. Critically, Equation (2) requires $O(1)$ operations for each intermediate value \hat{z}_j , assuming the intro and ampl_k terms can be evaluated in $O(1)$ time; this yields an overall runtime of $O(i)$.

4.3 Precision Tuning

Note that Equation (2) depends on the precisions p_j of each operation; given a target precision t , meaning $\text{bound}(\hat{z}_i) \leq 2^{-t}$, Equation (2) can be *solved* for the p_j terms. The basic approach is start with the error bound 2^{-t} of the output value $\text{bound}(\hat{z}_i)$ and split this error equally among the three terms on the right hand side. The first term relates p_i to t , while the other two terms relate t to the error bound of other intermediate values \hat{x}_i and \hat{y}_i . The details, as usual, can be found in Section 8, but the solution is:

$$-\log_2 \text{bound}(\hat{z}_i) \geq t \iff \bigwedge \begin{cases} p_i = \max(2, t + 2 + \lceil \log_2 \text{intro}(\hat{z}_i) \rceil) \\ -\log_2 \text{bound}(\hat{x}_i) \geq t + 2 + \lceil \log_2 \text{ampl}_1(\hat{z}_i) \rceil \\ -\log_2 \text{bound}(\hat{y}_i) \geq t + 2 + \lceil \log_2 \text{ampl}_2(\hat{z}_i) \rceil \end{cases} \quad (3)$$

Intuitively, the root operation must be evaluated at precision t (plus a few extra bits), and then each argument’s target precision is increased to accommodate the amplification of its error. Reval uses this solution for its precision assignments.

4.4 Exponent Tricks

The final step is computing the intro and ampl_k terms required by Equation (3). This requires handling $\vec{\varepsilon}^*$, which—recall—are rounding errors for some unknown, faithful rounding of the expression being evaluated.

Consider $\text{intro}(\hat{z}_i)$, which is defined as $|\hat{z}_i(\vec{\varepsilon}^*) / \hat{z}_i(\vec{0})|$, maximized over all $\vec{\varepsilon}^*$; as usual the derivation can be found in Section 8. Now consider the interval, \bar{z}_i , computed for \hat{z}_i . Per the definition of interval arithmetic, this interval includes all faithfully-rounded evaluations of \hat{z}_i ,⁶ including both $\hat{z}_i(\vec{\varepsilon}^*)$ and $\hat{z}_i(\vec{0})$. Therefore, $\text{intro}(\hat{z}_i)$ is contained within the interval \bar{z}_i / \bar{z}_i , where the division is an interval-arithmetic division, meaning it’s an interval that contains 1 as well as some larger and smaller values. $\text{intro}(\hat{z}_i)$ therefore less than the high endpoint of $|\bar{z}_i / \bar{z}_i|$, a simple interval operation on the already-computed interval \bar{z}_i .

In fact, assume for now (see Section 5) that \bar{z} contains neither zero nor infinity, and write $\text{lo}(\bar{z})$ and $\text{hi}(\bar{z})$ for the high and low endpoint of \bar{z} . Then,

$$\text{hi}(\lceil \log_2 |\bar{z}_i / \bar{z}_i| \rceil) \leq \lceil \log_2 \text{hi}(|\bar{z}_i|) \rceil - \lfloor \log_2 \text{lo}(|\bar{z}_i|) \rfloor \leq \underbrace{\lceil \log_2 \text{hi}(|\bar{z}_i|) \rceil}_{\text{maxlog } \bar{z}_i} + 1 - \underbrace{\lfloor \log_2 \text{lo}(|\bar{z}_i|) \rfloor}_{\text{minlog } \bar{z}_i}.$$

Our final result, then, is that $\lceil \log_2 \text{intro}(\hat{z}_i) \rceil \leq \text{maxlog } \bar{z}_i - \text{minlog } \bar{z}_i$. The term $\text{maxlog } \bar{z}_i - \text{minlog } \bar{z}_i$ comes up repeatedly, so we shorten it to $\text{logspan } \bar{z}_i$.

⁶At equal or higher precision, an invariant Reval maintains (Section 5).

Importantly, $\lfloor \log_2 |x| \rfloor$, for a floating-point number x , is just x 's exponent in its floating-point representation, which in MPFR is stored as a signed machine integer.⁷ This means that $\maxlog \bar{z}_i$ and $\minlog \bar{z}_i$ can be “computed” by just reading already-computed machine integers from memory, and further operations on them just use ordinary machine integer arithmetic, which is very fast. We call this the “exponent trick”: soundly approximating intro and ampl_k using only integer operations on already-computed intervals \bar{x} , \bar{y} , and \bar{z} . While the exponent trick for $\text{intro}(\hat{z}_i)$ is particularly simple, similar tricks exist for the ampl_k factors, often using various mathematical approximations, as shown in Tables 1 and 2. Full derivations of all exponent tricks formulas are contained in Section 8.

5 PRECISION TUNING

Reval provides a simple interface: the user first *compiles* (one or more) expressions, which may have free variables, and then *applies* the result to specific values for those free variables. The compilation step converts the input expression into a simple register machine, and application step alternates between evaluating the compiled instructions and tuning their precisions, repeatedly until the output interval is accurate enough.

5.1 Compilation

Reval supports expressions containing the constants π and e , the standard arithmetic operators (plus, minus, times, divide), and every function specified in the POSIX standard for `math.h`, including square and cube roots; exponents, powers, and logarithms; trigonometric, arc-trigonometric, hyperbolic and arc-hyperbolic functions; the error and gamma functions; modulus and remainder operators; rounding functions; and miscellaneous others like `min` and `max`. It also supports comparison functions, boolean connectives, and `if` statements. To compile an expression, Reval converts the expression to a sequence of instructions in three-argument form, where each instruction is an interval operator provided by the Rival library [24]. Common subexpression elimination is also performed.

5.2 Application

When a register machine is applied to an input, Reval initializes each instruction z_i 's precision $P[z_i]$ by assuming each intro and ampl_k term is zero. It then evaluates every instruction, in order, at this initial precision. Once this first, untuned evaluation is complete, Reval enters its tuning loop.

In each loop iteration, Reval first checks whether the final register, corresponding to the expression's value, is sufficiently accurate; if so, it returns this value to the user. Otherwise, Reval must then derive new precision assignments for each operation. The precision assignment algorithm is, basically, Equation (3) converted to code, filling $P[z_i]$ in reverse:

```


$$P[z_n] = t$$

for  $i \in [n, \dots, 1]$  {
   $P[x_i] := \max(P[x_i], P[z_i] + 2 + \lceil \log_2 \text{ampl}_1(\hat{z}_i) \rceil)$ 
   $P[y_i] := \max(P[y_i], P[z_i] + 2 + \lceil \log_2 \text{ampl}_2(\hat{z}_i) \rceil)$ 
   $P[z_i] := \max(2, P[z_i] + 2 + \lceil \log_2 \text{intro}(\hat{z}_i) \rceil)$ 
}

```

Before each iteration of this loop, $P[z_i]$ contains the target precision of instruction i . The first two lines of the loop correspond to the last two lines of Equation (3), updating the target precisions of

⁷Technically, in MPFR, the exponent is offset by 1 from this definition, which Reval corrects for.

Operation (f)	Amplification factor ($\text{ampl}_k(f)$)	Exponent tricks bound for $\lceil \log_2 \text{ampl}_k \rceil$
$x + y$	$k = 1 : x/(x + y) $ $k = 2 : y/(x + y) $	$k = 1 : \max\log(\bar{x}) - \min\log(\bar{z})$ $k = 2 : \max\log(\bar{y}) - \min\log(\bar{z})$
$x - y$	$k = 1 : x/(x + y) $ $k = 2 : y/(x + y) $	$k = 1 : \max\log(\bar{x}) - \min\log(\bar{z})$ $k = 2 : \max\log(\bar{y}) - \min\log(\bar{z})$
$x \times y$	$k = 1 : y^*/y $ $k = 2 : x^*/x $	$k = 1 : \log\text{span}(\bar{y})$ $k = 2 : \log\text{span}(\bar{x})$
$x \div y$	$k = 1 : y/y^* $ $k = 2 : \left \frac{yx}{y^{x^2}} / \frac{x}{y} \right $	$k = 1 : \log\text{span}(\bar{y})$ $k = 2 : \log\text{span}(\bar{x}) + 2 \log\text{span}(\bar{y})$
\sqrt{x}	$ 1/2\sqrt{x/x^*} $	$\frac{1}{2} \log\text{span}(\bar{x}) - 1$
$\sqrt[3]{x}$	$ 1/3(x/x^*)^{2/3} $	$\frac{2}{3} \log\text{span}(\bar{x}) - 1$
$\log(x)$	$ (x/x^*)/\log(x) $	$\log\text{span}(\bar{x}) - \min\log(\bar{z})$
e^x	$ xe^{x^*}/e^x $	$\max\log(\bar{x}) + \log\text{span}(\bar{z})$
$x^y, k = 1$	$ xy^*(x^*)^{y^*-1}/x^y $	$\max\log(\bar{y}) + \log\text{span}(\bar{x}) + \log\text{span}(\bar{z})$

Table 1. Bounds on amplification factors using only the exponents of already-computed intervals \bar{x} , \bar{y} , and \bar{z} . The formulas in this table do not use any approximations.

Operator (f)	Approximation used & exponent tricks bound for $\lceil \log_2 \text{ampl}_k \rceil$
$x^y, k = 2$	$\log_2 x \leq x - \frac{1}{2}$ $\max\log(\bar{y}) + \max(\min\log(\bar{x}) , \max\log(\bar{x})) - 1 + \log\text{span}(\bar{z})$
$\cos(x)$	$ \sin(x) \leq \min(x , 1)$ $\max\log(\bar{x}) - \min\log(\bar{z}) + \min(\max\log(\bar{x}), 0)$
$\sin(x)$	$ \cos(x) \leq 1$ $\max\log(\bar{x}) - \min\log(\bar{z})$
$\tan(x)$	$\max(\sin(x) , \cos(x)) \geq \frac{1}{2}$ $\max\log(\bar{x}) + \max(\min\log(\bar{z}) , \max\log(\bar{z})) + \log\text{span}(\bar{z}) + 1$
$\cosh(x)$	$ \tanh(x) \leq \min(x , 1)$ $\max\log(\bar{x}) + \log\text{span}(\bar{z}) + \min(\max\log(\bar{x}), 0)$
$\sinh(x)$	$ \tanh(x) \leq \min(x , 1)$ $\max\log(\bar{x}) + \log\text{span}(\bar{z}) - \min(\min\log(\bar{x}), 0)$
$\tanh(x)$	$ x/\sinh(x) \cosh(x) \leq 1$ $\log\text{span}(\bar{z}) + \log\text{span}(\bar{x})$
$\text{atan}(x)$	$\log_2(x + \frac{1}{x}) \geq \log_2(x) $ $\log\text{span}(\bar{x}) - \min(\min\log(\bar{x}) , \max\log(\bar{x})) - \min\log(\bar{z})$
$\text{atan2}(y, x)$	$x^2 + y^2 \geq 2 \times \min(x, y)^2$ $\max\log(\bar{x}) + \max\log(\bar{y}) - 2 \min(\min\log(\bar{x}), \min\log(\bar{y})) - \min\log(\bar{z})$

Table 2. Exponent trick bounds derived via approximation. Most approximations, including for \tan , atan , and \cosh , over-approximate by at most a factor of two. The bounds for \sin and \cos over-approximate by more, though on relatively rare inputs.

the inputs to z_i , while the last line corresponds to the first line of Equation (3), updating $P[z_i]$ to now store z_i 's computed precision p_i . Once the loop is complete, each entry $P[z_i]$ holds the new precision assignment p_i . The loop iterates in reverse because it propagates target precisions from operator output to operator arguments.

5.3 The Slack Mechanism

The intro and ampl formulas of Tables 1 and 2 do not work when computed intervals contain zero or infinity: the maxlogs and minlogs become infinite. Intuitively, what's happening is that in this case the precision assignment algorithm does not know how many bits will suffice to eliminate, say, a catastrophic cancellation. Another mechanism is needed.

Here, Reval partially returns to precision doubling, replacing the infinite value with a *guess*: $\text{slack}[n]$, where n is the tuning iteration number. For example, the interval $\bar{z} = [-2^{-93}, 2^{-108}]$ crosses zero, so $\text{minlog}(\bar{z}) \in (-\infty, -108]$; the slack mechanism guesses that it is $-108 - \text{slack}[n]$. Similarly, if $\bar{z} = [2^{73}, \infty]$, the slack mechanism guesses $\text{maxlog}(\bar{z}) = 73 + \text{slack}[n]$. Reval starts with $\text{slack}[1] = 512$ and doubles for each iteration.

Like the standard precision-doubling implementation of Ziv's strategy, the slack mechanism involves guessing a precision, testing it, and doubling the precision if the guess fails. However, in Reval, most operations do not use the slack mechanism; in our evaluation, approximately 20% of operations use it, meaning that Reval guesses only where necessary. Also, because the slack mechanism applies so rarely, it can be set more aggressively, starting at 512 bits whereas most implementations of Ziv's strategy start with something smaller like 64 bits. While the slack mechanism is a necessary escape hatch, most uses of Reval do not invoke it.

5.4 Correct Rounding

Reval aims to evaluate expressions to their correctly-rounded double precision values. This can be customized by the user by supplying a *discretization*: a target precision t , a conversion from MPFR values to some type T s, and a distance function on pairs of T s. The distance function decides whether an interval's endpoints are equal, unequal, or *neighbors* (see below). By supplying a different discretization, users can select a different rounding mode (like faithful rounding) or number format (such as IEEE 754 decimal floating-point).

Correct rounding introduces a tricky edge case. Reval's precision assignments guarantee that the computed interval will be accurate enough to faithfully rounding the result. But even an arbitrarily narrow interval can still straddle a rounding boundary, leaving the correctly-rounded result undetermined. This occurs when the output interval's endpoints round to successive double-precision values (or, if the user supplied a discretization, when its distance function returns the "neighbor" value). Reval detects this and adds $\text{slack}[n]$ to the target precision t before tuning, in effect demanding more precision to resolve which side of the rounding boundary the result is on.

6 IMPLEMENTING REVAL

Reval implements the architecture of Section 5 with several additional optimizations.

Initial precisions. To make initial evaluation as fast as possible, the initial precision assignment, which is the same for all inputs, is pre-computed in a separate array, avoiding the need to clear the precision array between inputs. Some output registers are also pre-allocated, as are the various bit arrays required by other optimizations.

Repeat operations. It often happens that an operation is assigned the same precision for multiple tuning iterations. For example, one subtree of the expression might trigger the slack mechanism while another is assigned a low precision analytically. Reval thus sets a "repeat bit" for instructions

whose precision and arguments are the same (or lower) than in the previous iteration; those instructions are skipped in later evaluations. Note that this “repeat optimization” is only possible due to Reval’s non-uniform precisions: if precisions were uniform, every instruction would increase in precision on every iteration. Moreover, Reval checks if all repeat bits are set; this cannot happen normally, but may if the user supplies a faulty discretization. This check also plays a role in other optimizations, explained below.

Constant sub-expressions. Expressions often contain constant subexpressions like $\pi/2$. Reval detects these subexpressions during compilation and sets their repeat bits even during the initial, un-tuned evaluation (by modifying the pre-computed initial precision and repeat arrays). The constant subexpressions are then skipped even during the initial evaluation. Precision tuning is still applied to these subexpressions, in case they need to be recomputed at higher precision, at which point the higher precision is available for all later evaluations. While this optimization is possible without Reval, its implementation relies on repeat bits.

Useless operations. The Rival library used by Reval supports “movability flags”, which detect when recomputing an interval at higher precision will not change the interval endpoints, typically due to limited exponent width [24]. To leverage these flags, Reval has “useful bits” for each instruction; the final instruction is useful, instructions with movability flags set are not, and arguments to useful instructions are useful. Inputs that cause a domain error, like -1 to \sqrt{x} , set “error flags” in the Rival library. These instructions are also marked useless. Useless instructions have their repeat bits set.

Loose intervals. Equation (3) assumes the interval library produces maximally *tight* [1] intervals, but this is not actually true for Rival. Instead, some rare operations like `fmod` compute intervals that are wider by some small multiple of 2^{-p_i} . To account for this, Reval increases the precision of each operation by a “precision buffer” of three extra bits, allows for intervals up to $8 \cdot 2^{-p_i}$ wider. Rival is not formally verified, so it’s hard to know if this is truly enough for soundness, but it has been in our experiments. Three bits isn’t enough, Reval will detect this (all repeat bits will be set), and the precision buffer can be increased to four, five, or more bits.

logspan terms. logspan terms are very large in early tuning iterations; we therefore initially replace $\text{logspan}(\bar{z})$ with 0. This typically doesn’t matter: in the final iteration all values are known to at least 2 bits of precision, meaning $\text{logspan}(\bar{z}) \leq \frac{1}{4}$, and since no exponent trick formula contains more than three logspan terms, the total of all logspan terms is less than 1, which is covered by the precision buffer. However, removing the logspan terms could hypothetically lead Reval to get stuck at some just-too-low precision assignment. Reval detects this case (all repeat bits set) and turns the logspan terms back on.

Rare operations. The Rival interval library supports operators like `erfc` that have no exponent trick formula in Table 2. Reval just uses `slack[n]` for their `ampl` factors. That’s no better than standard precision-double algorithms, but these operators are rare so basic support seems acceptable. Also, some operators like `asin` use the slack mechanism for certain inputs. For example, for `asin`’s `ampl1`, Reval uses $\text{maxlog}(\bar{x}) - \text{minlog}(\bar{z}) + 1$ when $\text{maxlog}(\bar{z}) \leq 0$, but `slack[n]` otherwise. Similarly, for the floor operator, which has no derivative, Reval uses $\text{maxlog}(\bar{x})$ if \bar{x} contains more than one integer, $-\infty$ if it contains zero integers, and `slack[n]` if it contains exactly one integer.

Difficult inputs. Evaluating real expressions to high precision is undecidable [24], so some inputs will always be difficult to sample. Reval raises an error if any operation is assigned a precision beyond a user-specified precision bound. This “early exit” can be triggered as early as the first tuning iteration, which can be much faster than the standard approach, which repeatedly re-evaluates these inputs up to the maximum precision. Since Reval’s precision assignment *over-estimates*

the necessary precision, Reval has an optional “lower bound mode” that computes an alternate *under*-estimate and checks it before performing early exit. The under-estimate switches maxlog and minlog in exponent tricks formulas, plus further adjustments for some operators, and avoids early exits due to over-estimated precisions.

6.1 Putting it All Together

Considered all together, each tuning iteration in Reval:

- (1) Tests whether the output interval straddles a rounding boundary and, if so, increases the target precision t by $\text{slack}[n]$;
- (2) Sets useful bits for instructions based on movability and error flags.
- (3) Assigns precisions using the exponent tricks formulas and the slack mechanism;
- (4) Sets repeat bits for instructions whose precision and arguments didn’t change;
- (5) Checks whether *all* instructions had repeat bits set, and if so, enables logspan terms;
- (6) Compares assigned precisions to the maximum precision and, if so, exits early.

These steps require only linear passes over packed, pre-allocated arrays, so the overall tuning phase is quite fast, with the actual evaluation consuming the majority of run time.

7 EVALUATION

We investigate the impact of Reval’s precision tuning algorithm through three research questions:

- RQ1 Can Reval evaluate expressions *faster* than a uniform-precision baseline?
- RQ2 Is this because Reval uses lower precisions than a uniform-precision baseline?
- RQ3 How do Reval’s optimizations contribute to performance improvements?
- RQ4 Is Reval practical for real-world applications?

We evaluate all four research questions by comparing Reval to a variant, Baseline, that uses a standard uniform precision-doubling algorithm, on 558 803 inputs to 469 benchmarks. For RQ1, we also compare to the state-of-the-art Sollya tool,⁸ while for RQ4 we integrate Reval into the Herbie numerical compiler [41].

7.1 Methodology

Benchmarks. Our benchmark suite contains 509 mathematical expressions written in the FP-Core 2.0 format [19] drawn from various FP-Core-using applications. Benchmarks are short, with 1–59 operations (average 11.6) over 1–9 variables (average 2.5); this matches our intended use case for Reval: numerical use cases like the Remez algorithm, Herbie, and RLibm, all of which require evaluating short mathematical expressions. Arithmetic operations are the most common by far (80%+) but the exponential, power, sine, cosine, logarithm, and square root operations are also common (1.5% each). 14 benchmarks aren’t supported by Sollya, and two more trigger a bug in Sollya,⁹ leaving 493 total for RQ1.

Inputs. For each benchmark, we randomly sample 8256 double-precision input points (that is, values for each variable) using rejection sampling, ignoring points with domain errors or which fail to satisfy benchmark-specific preconditions. We pre-sample and pre-parse all inputs and use the same input points for both Reval and the baselines. Reval and Baseline are set to correctly-rounded double-precision; Sollya is set to faithful rounding.¹⁰ Most of the remaining points are accurate

⁸Wolfram Mathematica [51], the λ_s [48] and Marshall languages [47], the CGAL and LEDA graphics packages [40, 46], the Calcium [30] library, and the Android and Windows calculators [9] also perform real evaluation but aren’t optimized for performance and use the similar uniform precision algorithms to Sollya and Baseline.

⁹The two benchmarks are $z^z e^{-z}$ and $e^{-z} \ell^{\exp(z)}$; the bug was reported and acknowledged by the developers.

¹⁰Sollya mostly produces correctly-rounded results, but in 5355 cases, roughly 1%, it instead produces a faithful rounding.

enough at the starting precision and do not require precision tuning; we discard these points as well, leaving a total of 558 803 inputs across 469 benchmarks. Inputs whose correctly-rounded result is infinite are also discarded because Sollya’s handling of these points is inconsistent.

Baselines. The Baseline evaluation is a version of Reval that uses a standard precision-doubling algorithm. Notably, it includes Reval’s constant subexpression and useless operation optimizations. This allows for an apples-to-apples evaluation of Reval’s precision-tuning strategy. To demonstrate that Reval and Baseline are competitive implementations, we also compare both against Sollya, an independently-developed numerics workbench which also uses the standard precision-doubling approach.¹¹ We check that all three tools agree on each input to ensure that our use of Sollya is correct; all three tools are set to use the same initial and maximum precisions.¹²

Measurement. For each tool we measure evaluation time and compilation time separately, and focus on evaluation time. Reval and Baseline are called within the same process, so a simple nanosecond timer is used, while for Sollya we use its `time` command. All three tools are subject to a 20 millisecond timeout per input points; this timeout mostly affects Sollya, which has a rare seemingly-infinite loop on some inputs. Evaluation is performed on a machine with an Intel i7-8700 at 3.7 GHz with 32 GB of DDR4 memory running: Ubuntu 24.04.02; Sollya 8.0 with MPFI 1.5.3, MPFR 4.2.1, and GMP 6.3.0; and Reval with Racket 8.10. The evaluation code itself is single-threaded, as are Reval and Baseline and, to our knowledge, Sollya, and the evaluation is run without load on the machine.

7.2 Results

RQ1. Figure 2 shows evaluations per second for Reval, Baseline, and Sollya. Reval is significantly faster, by 1.45× compared to Baseline and by 1.72× compared to Sollya on average. The figure is aggregated by Baseline’s final precision;¹³ inputs evaluated at higher precision are typically harder, and Reval’s advantage grows with difficulty, up to 1.85× versus Baseline and 5.21× versus Sollya. In fact, Reval is faster than Baseline at any precision over 2^8 and faster than Sollya at any precision. Note that Baseline is competitive with Sollya, showing that our chosen baseline is meaningful.

RQ2. Figure 3 compares Reval and Baseline on time spent evaluating at every precision. Reval spends less time on precisions between 2^5 and 2^{11} because its precision assignment can jump straight to the correct precision assignment. The rightmost “tuning” column shows that precision tuning for Reval is fast—about 17.3% of total run time. The tuning column for Baseline measures its usefulness and constant subexpression optimizations.

RQ3. Figure 4 shows that Reval produces highly non-uniform precision assignments: most iterations assign most operations much less precision than the maximum from that iteration. Numerically, Reval executes 42.6% of operations at 20% of the highest precision or less, while a uniform precision assignment executes all operations at 100% of the maximum precision. The non-uniform precision assignments lead to simpler algorithms, lower data movement, and ultimately faster expression evaluation.

Figure 5 shows that Reval also performs fewer tuning iterations, because instead of *searching* for the correct precision by repeatedly trying various precisions, it can *derive* the correct precision analytically. For example, after two iterations, 97.19% of Reval’s inputs have converged while only

¹¹In some cases, Sollya can detect when it’s “close” to the correct precision and increase the precision by less than doubling, but even in this case, the precision is uniform.

¹²Reval uses a non-uniform initial precision assignment, but we tuned this assignment to be similar to Sollya and Baseline’s initial precision.

¹³This is typically also the uniform precision used by Sollya, and typically the largest precision assigned by Reval.

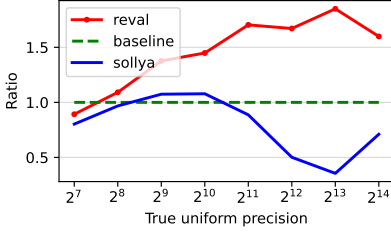


Fig. 2. Evaluations per second, versus Baseline; higher is better. Reval is, on average, $1.45\times$ faster than Baseline and $1.72\times$ faster than Sollya. Inputs are averaged by Baseline precision, which indicates difficulty. Reval’s advantage is $1.85\times$ over Baseline and $5.21\times$ over Sollya on the most difficult points.

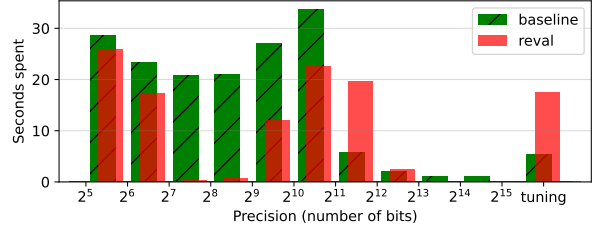


Fig. 3. The distribution of operation execution time by precision, for both Reval and Baseline; lower is better. Baseline wastes a lot of time re-computing the same operations at successively higher precisions, leading to a lot of wasted time at precisions between 2^5 and 2^{11} . The “tuning” column shows the run time of Reval’s precision tuning algorithm, plus the repeat, usefulness, and constant subexpression optimizations.

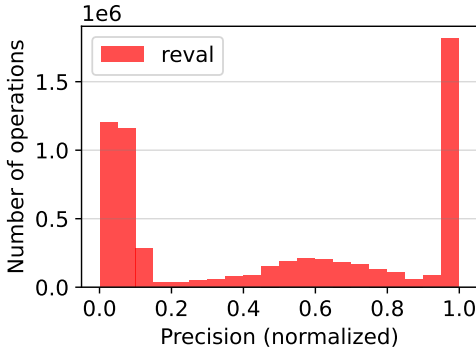


Fig. 4. Operation precisions in Reval, versus the maximum precision in that iteration; left is better. Reval instead evaluates most operations at a dramatically *lower* than maximum precision, with 42.6% of instructions executed at under 20% of the highest precision; this is why it’s so fast. A uniform precision would have all weight at 1.0.

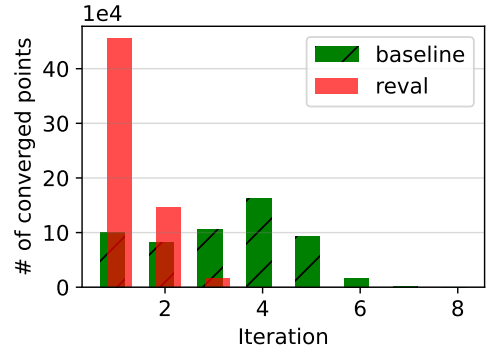


Fig. 5. The number of iterations needed by Reval and Baseline; left is better. Reval requires fewer iterations than Baseline because it derives its precision assignments instead of using search. The “slack” mechanism is only needed for the second and third iterations, showing it is a minor part of Reval’s algorithm.

32.38% of Baseline’s have. Reval needs only a single tuning iteration for most (73.43%) inputs, while Baseline needs approximately 3 on average; these extra iterations are wasted computation. Numerically speaking, Reval executes 57.19% less instructions than Baseline.

In summary, non-uniform precisions allow Reval to use much *lower precisions* than Baseline, evaluate them for *fewer iterations*, and, finally, *execute less operations*.

RQ4. To test whether Reval is practical for real-world applications, we worked with the developers of the Herbie numerical compiler [41] to integrate Reval into its “sampling” and “explanations” phases. Herbie compiles numerical expressions to floating-point operations while attempting to minimize error. The “sampling” phase uses high-precision real evaluation as a “ground truth” to evaluate the accuracy of candidate compilations; before integrating Reval, it used the standard uniform precision-doubling approach. (The “explanations” phase also uses real evaluation, but

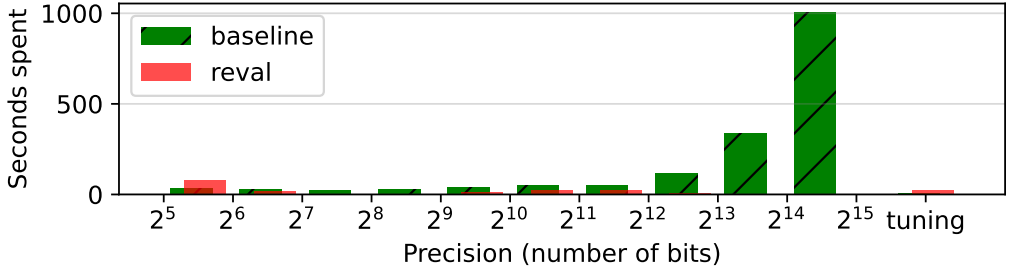


Fig. 6. A variant of Figure 3, but over all inputs, including those that neither Reval nor Baseline could evaluate. Reval’s early exit optimizations allow it to skip high-precision evaluations of unevaluable inputs, while Baseline must waste time performing. This makes Reval more robust to unevaluable inputs and could enable users to set higher maximum precisions.

most of its runtime is spent elsewhere, so we ignore it here.) Sampling is expensive: before our integration, Herbie spent 40% of its runtime in sampling, 16.7 minutes on the Herbie developers’ typical benchmark. While the majority of *random samples* do not require tuning (the initial precision assignment works), the majority of *runtime* was spent on inputs that do, meaning that Reval could have a big impact. Our integration effort took several months, and required introducing significant new abstractions around real evaluation in Herbie.

During our integration process, the Herbie tool itself changed significantly (for example, the “localize” phase, which also used real evaluation, was removed), so comparing older and newer version of Herbie would not be fair. Instead, we tested the new, Reval-using version with both Reval and Baseline, the latter being similar to Herbie’s prior implementation. The total time for the “sampling” phase decreased from 16.7 to 12.2 minute, a 30% speedup. Herbie reports additional performance measures that break that speed-up down further: Reval, compared to Baseline, spends roughly equal time garbage collecting; roughly equal time on points that don’t require tuning; 25% less time on points that it successfully evaluates; and $1.99\times$ less time on points where evaluation exited unsuccessfully.

This last category demands some elaboration. A real-world tool like Herbie sees tens of thousands of “difficult inputs”, which require more precision to evaluate than Herbie’s maximum precision of 10 000 bits. Reval is significantly faster on these difficult inputs; we captured and retested these inputs, and found that Reval exits $17.16\times$ faster than Baseline (and $13.9\times$ faster than Sollya). This is because Reval can often assign a very high precision after just one or two iterations, often without *any* very-high-precision computations. Baseline and Sollya, meanwhile, must try very high precisions before giving up. Figure 6 replicates Figure 3 but with these difficult inputs included: Baseline now spends a huge amount of time on fruitless evaluations at high precision, while Reval spends very little additional time. Before integrating Reval, these difficult inputs were 36% of Herbie’s total time evaluating real expressions; after integrating Reval, they were only 24%. Note that these inputs are ignored in RQs 1–3; Reval exceptional performance on them means its real-world impact is *larger* than in the apples-to-apples comparison above.

The Herbie developers plan for their next release, Herbie 2.2, to use Reval for real evaluation.

7.3 Case Studies

We now illustrate slack, correct rounding, and early exit with individual case studies.

z_i	First tuning iteration	Second tuning iteration
$z_4 = z_3 - z_2$	$53 + 3 + 2 = 58$	$53 + 3 + 2 = 58$
$z_3 = \cos(x)$	$58 + 2 + (2 + \text{slack}[1]) = 574$	$58 + 2 + (575 + \text{slack}[2]) = 1659$
$z_2 = \cos(z_1)$	$58 + 2 + (2 + \text{slack}[1]) = 574$	$58 + 2 + (575 + \text{slack}[2]) = 1659$
$z_1 = x + e$	$574 + 2 + (998 + \text{slack}[1]) = 2086$	–

Fig. 7. Precision assignment in the first and second iteration for the slack mechanism case study. Note that, even though the slack mechanism partially re-introduces search, amplification factors still provide useful information and Reval still converges to a high precision much more quickly than Baseline.

Slack mechanism. Consider the benchmark $\cos(x) - \cos(x + e)$ with inputs $x = 10^{300}$ and $e = 10^{-300}$.¹⁴ The terms being subtracted differ by a tiny amount, and need to be evaluated to approximately 300 digits (1000 bits) to achieve a correctly-rounded result. This in turn requires evaluating $x + e$ to at least 600 digits, or about 2000 bits. Reval achieves this precision assignment in two tuning iterations, shown in Figure 7.

After the first, untuned evaluation, Reval is able to estimate the sizes of x , $x + e$, and $\cos(x)$. However, because this first iteration uses low precision, $x + e$ covers a wide interval and the intervals for $\cos(x + e)$ and the subtraction cross zero. As a result, during the first tuning pass, Reval applies the slack mechanism twice, ultimately assigning a precision of $58 + 2 + \lceil \log_2 \text{ampl}_j(\text{sub}) \rceil = 574$ for both \cos operations, the slack being introduced by the subtraction, and $574 + 2 + \lceil \log_2 \text{ampl}_1(\cos) \rceil = 576 + (998 + \text{slack}[1]) = 2086$ for $x + e$, where $998 + \text{slack}[1]$ is the amplification factor $\cos(x + e)$. Note that, even though slack is needed for $\cos(x + e)$, its amplification factor of 998 also plays a role, showing how even intervals that cross zero still provide some useful precision information.

After re-evaluating with these new precision assignments, $\cos(x + e)$'s interval no longer crosses zero, but the subtraction's still does. The second precision assignment, then, uses the slack mechanism only for the subtraction, assigning a precision of $58 + 2 + \lceil \log_2 \text{ampl}_j(\text{sub}) \rceil = 60 + (575 + \text{slack}[2]) = 1659$ to both cosine operations. $x + e$ is assigned a lower precision than its prior evaluation at 2086 bits, so its repeat bit is set and the addition is not re-evaluated. This precision assignment yields a correctly-rounded result. Despite heavy use of the slack mechanism, Reval is still much faster than Baseline on this example, since Baseline requires evaluations at 2^6 , 2^7 , 2^8 , 2^9 , 2^{10} , and 2^{11} bits before finally succeeding at a uniform precision of 2^{12} bits.

Correct rounding. Consider the benchmark $(x + y) \times (z + 1)$ at the exact double-precision inputs $x = 1.3002052657264033 \times 10^{189}$, $y = 3.084776002356433 \times 10^{188}$, and $z = 2^{-1000}$. For this input, all ampl_k and intro factors are 1 or less, yet after the initial evaluation, the output interval is not correctly rounded. The reason is that these specific x and y values are exactly one exponent apart and both end in a 1 bit, meaning that their sum, $x + y$, lies exactly on a rounding boundary. The expression thus rounds up only if $z + 1 > 1$ which requires a thousand bits. Reval detects this issue using its correct rounding mechanism, increasing the target precision t , first from 53 to $53 + \text{slack}[1] = 565$ and then to $53 + \text{slack}[2] = 1077$ bits. Only after the second re-evaluation is $z + 1$ strictly greater than 1, allowing Reval to achieve a correctly-rounded result.

Early stopping. Consider the benchmark $(x + 1)^{1/n} - x^{1/n}$ for $x = 10^{200}$ and $n = 10^{-200}$. These inputs require raising a large number to a large power, causing overflow: $(x + 1)^{1/n}$ evaluates to $[\approx 2 \cdot 10^{323\,228\,496}, +\infty]$ after the first, untuned evaluation. The $x^{1/n}$ term likewise overflows, and subtracting the two terms yields a very wide output interval of $[-\infty, +\infty]$. The amplification factor

¹⁴This input (and others in the case studies) are a simplified form of one of the 558 803 inputs from RQs 1–3.

for the subtraction is

$$\maxlog([2 \times 10^{323\,228\,496}, +\infty]) - \minlog([-\infty, +\infty]) = 1\,073\,742\,335 + 2\,\text{slack}[0].$$

This implies billions of bits of precision for the left-hand term, so Reval, correctly, exits early.

8 PROOFS AND DERIVATIONS

This section rigorously derives the results of Section 4. The derivations are technical, and some readers may choose to skip this section. The overall point is that Reval’s precision assignments are sound, meaning that they over-estimate the necessary precision, and typically fairly tight.

8.1 Mathematical Background

Error Taylor series, implemented in tools like FPTaylor [49], Hugo [2], and Satire [21], bound the floating-point error of a sequence of floating-point operations $\hat{z}_i = \hat{f}_i(\hat{x}_i, \hat{y}_i)$ computing expression \hat{z} . As in Section 4, we rewrite $\hat{z}_i = f_i(\hat{x}_i, \hat{y}_i)(1 + \varepsilon_i)$ for some $|\varepsilon_i| < 2^{-p}$, at which point \hat{z} is a real-valued function $\hat{z}(\vec{\varepsilon})$ of many ε_i , whose exact real result z is $\hat{z}(\vec{0})$.

Error Taylor series observing that the ε values are small. A Taylor expansion of \hat{z} in $\vec{\varepsilon}$ therefore yields

$$\hat{z}(\vec{\varepsilon}) = \hat{z}(\vec{0}) + \sum_{\varepsilon} \varepsilon \frac{\partial \hat{z}}{\partial \varepsilon}(\vec{0}) + o(\varepsilon^2).$$

The first term is the real result; the second term is called the “first-order error”; and the third term is called the “higher-order error”; the notion of error here is absolute error.

In the typical application of error Taylor series, the first- and second-order errors are then computed by taking symbolic derivatives of \hat{z} and bounded over some input range, typically using a global non-linear optimizer for first-order error and interval arithmetic for second-order error, ultimately resulting in a numeric upper bound on absolute error. The higher-order error term is particularly expensive to compute, since it involves quadratically-many second derivatives; some tools like Satire [21] ignore it.

Condition numbers simplify the computation of first-order error; while we first learned of the connection in ATOMU [53], the basic insight is just reverse-mode automatic differentiation. Suppose one wishes to bound relative error, not absolute error, using error Taylor series. One then needs to compute the first-order error divided by \hat{z} , which involves computing $(\partial \hat{z} / \partial \varepsilon_i)(\vec{0}) / \hat{z}(\vec{0})$. Condition numbers rearrange this computation into a sum of products

$$\sum_p \prod_{f_j \in p} \Gamma_{f_j}, \text{ where } \Gamma_f = \frac{x f'(x)}{f(x)}$$

where the sum ranges over all *paths* p of operations f_j from the root of the expression tree to some intermediate node. For example, in the overview example $(1 - \cos(x)) / \sin(x)$, the path from the root to $\cos(x)$ involves a division and a subtraction, while the path from the root to $\sin(x)$, involves just a division. The condition numbers Γ_{f_j} of those operations are multiplied together per-path and summed across paths. The benefit of computing relative error in this way is that each Γ_{f_j} is local to some f_j , while derivatives $\partial \hat{z} / \partial \varepsilon_i$ involve the whole expression \hat{z} at once. That can allow, as in ATOMU [53], blaming specific operations that for high error.

8.2 Sound First-Order Error

To derive Equation (1), we proceed analogously to error Taylor series. Consider a fixed sequence $\hat{z}_i = \hat{f}_i(\hat{x}_i, \hat{y}_i)$, of floating-point operations \hat{f}_i on input and output floating-point registers. Rewrite

$\hat{f}_i(\hat{x}_i, \hat{y}_i) = f_i(\hat{x}_i, \hat{y}_i)(1 + \varepsilon_i)$, for some $|\varepsilon_i| \leq 2^{-p_i}$, where p_i is the precision used for this operation. Substitute in \hat{x}_i and \hat{y}_i , themselves computed in prior instructions, and call the result $\hat{z}_i(\vec{\varepsilon})$.

We now consider how \hat{z}_i varies with $\vec{\varepsilon}$. Apply the Lagrange remainder theorem at order 1:¹⁵

$$\hat{z}_i(\vec{\varepsilon}) - \hat{z}_i(\vec{0}) = \sum_{j \leq i} \varepsilon_j \frac{\partial \hat{z}_i}{\partial \varepsilon_j}(\vec{\varepsilon}^*)$$

for some $0 \leq \vec{\varepsilon}^* \leq \vec{\varepsilon} \leq 2^{-p_i}$ (or the symmetrical bound for $\varepsilon_j < 0$). In this bound, $\vec{\varepsilon}$ represents the rounding error of a faithfully-rounded execution, so $\vec{\varepsilon}^*$ represents the rounding error of some other, also faithfully-rounded execution.

We know the maximum size of $\vec{\varepsilon}$, but not its signs, so we use the triangle inequality:

$$\left| \frac{\hat{z}_i(\vec{\varepsilon}) - \hat{z}_i(\vec{0})}{z_i} \right| \leq \max_{\vec{\varepsilon}^*} \left| \sum_{j \leq i} \varepsilon_j \frac{1}{z_i} \frac{\partial \hat{z}_i}{\partial \varepsilon_j}(\vec{\varepsilon}^*) \right| \leq \max_{\vec{\varepsilon}^*} \sum_{j \leq i} \left| \varepsilon_j \frac{1}{z_i} \frac{\partial \hat{z}_i}{\partial \varepsilon_j}(\vec{\varepsilon}^*) \right| \leq \max_{\vec{\varepsilon}^*} \sum_{j \leq i} 2^{-p_j} \left| \frac{1}{z_i} \frac{\partial \hat{z}_i}{\partial \varepsilon_j}(\vec{\varepsilon}^*) \right|$$

Note that this formula must maximizes over all $\vec{\varepsilon}^*$, whereas the standard first-order error Taylor series just considers $\vec{\varepsilon}^* = \vec{0}$. At the core, this difference comes from error Taylor series applying the Lagrange remainder theorem to the *second*-order Taylor term, instead of the *first*-order Taylor term as done here. Considering $\vec{\varepsilon}^*$ is complex but allows us to avoid the higher-order error term from standard error Taylor series.

8.3 Linear-Time Error Bounds

Next, we consider how Equation (1) can be computed in $O(i)$ time. This trick is to rearrange the formula algebraically; the derivation is similar to condition numbers or reverse-mode automatic differentiation.

Consider the $\partial \hat{z}_i / \partial \varepsilon_j$ term and substitute in $\hat{z}_i = f_i(\hat{x}_i, \hat{y}_i)(1 + \varepsilon_i)$. Then we have two cases: either $i = j$ or $i > j$. If $i = j$, we have

$$\frac{\partial \hat{z}_i}{\partial \varepsilon_j} = \frac{\partial \hat{z}_i}{\partial \varepsilon_i} = f_i(\hat{x}_i, \hat{y}_i),$$

because the \hat{x}_i and \hat{y}_i terms are independent of ε_i . On the other hand, if $i > j$, then ε_i is independent of ε_j , so we have

$$\frac{\partial \hat{z}_i}{\partial \varepsilon_j} = (1 + \varepsilon_i) \left((\partial_1 f_i)(\hat{x}_i, \hat{y}_i) \frac{\partial \hat{x}_i}{\partial \varepsilon_j} + (\partial_2 f_i)(\hat{x}_i, \hat{y}_i) \frac{\partial \hat{y}_i}{\partial \varepsilon_j} \right),$$

¹⁵There are many variations of the Lagrange remainder theorem; the statement below is one of them but can also be seen as a corollary of the mean value theorem.

where $\partial_1 f$ and $\partial_2 f$ refer to the derivatives of f in its first and second arguments. Performing some rearrangements and noting that $|\varepsilon_i| < 2^{-p_i}$, we now have:

$$\begin{aligned} \overbrace{\max_{\vec{\varepsilon}^*} \sum_{j \leq i} 2^{-p_j} \left| \frac{1}{z_i} \frac{\partial \hat{z}_i}{\partial \varepsilon_j}(\vec{\varepsilon}^*) \right|}^{\text{bound}(\hat{z}_i)} &\leq 2^{-p_i} \overbrace{\max_{\vec{\varepsilon}^*} \left| \frac{f_i(x_i^*, y_i^*)}{f_i(x_i, y_i)} \right|}^{\text{intro}(\hat{z}_i)} \\ &\quad + (1 + 2^{-p_i}) \left(\max_{\vec{\varepsilon}^*} \left| \frac{x_i(\partial_1 f_i)(x_i^*, y_i^*)}{f_i(x_i, y_i)} \right| \right) \underbrace{\left(\max_{\vec{\varepsilon}^*} \sum_{j < i} 2^{-p_j} \left| \frac{1}{x_i} \frac{\partial \hat{x}_i}{\partial \varepsilon_j}(\vec{\varepsilon}^*) \right| \right)}_{\text{bound}(\hat{x}_i)} \\ &\quad + (1 + 2^{-p_i}) \underbrace{\left(\max_{\vec{\varepsilon}^*} \left| \frac{y_i(\partial_2 f_i)(x_i^*, y_i^*)}{f_i(x_i, y_i)} \right| \right)}_{\text{ampl}_k(\hat{z}_i)} \underbrace{\left(\max_{\vec{\varepsilon}^*} \sum_{j < i} 2^{-p_j} \left| \frac{1}{y_i} \frac{\partial \hat{y}_i}{\partial \varepsilon_j}(\vec{\varepsilon}^*) \right| \right)}_{\text{bound}(\hat{y}_i)} \end{aligned}$$

where x_i^* and y_i^* are \hat{x}_i and \hat{y}_i evaluated at $\vec{\varepsilon}^*$. Rewriting this gargantuan formula using the helper functions defined by the braces, we get Equation (2).

The intuition behind this formula is that every operation \hat{z}_i introduces some error, approximately 2^{-p_i} , and also amplifies error in its inputs by factors of approximately $\text{ampl}_k(\hat{z}_i)$. The error bound for \hat{z}_i then sums these three factors. Readers familiar with condition numbers will immediately see the similarity between Equation (2) and the condition number formula $e_z = \mu + \Gamma_x e_x + \Gamma_y e_y$ [53]. However, condition numbers bound only the first-order error so are unsound, while Equation (2) is sound, which is why there are small, but necessary,¹⁶ differences like the $\text{intro}(\hat{z}_i)$ factor multiplying 2^{-p_i} , the slight difference in definition between $\text{ampl}_k(\hat{z}_i)$ and Γ_k , and the extra $1 + 2^{-p_i}$ term.

8.4 Precision Tuning

Next, solve Equation (2) for the p_j terms. Formally, we seek p_j such that $\text{bound}(\hat{z}_i) \leq 2^{-t}$ for some target precision t . To do so, split the allowed 2^{-t} error equally among the three terms on the right hand side of Equation (2):

$$\begin{aligned} \text{bound}(\hat{z}_i) \leq 2^{-t} &\Leftarrow 2^{-p_i} \text{intro}(\hat{z}_i) \leq \frac{1}{3} 2^{-t} \\ &\quad \wedge (1 + 2^{-p_i}) \text{ampl}_1(\hat{z}_i) \text{bound}(\hat{x}_i) \leq \frac{1}{3} 2^{-t} \\ &\quad \wedge (1 + 2^{-p_i}) \text{ampl}_2(\hat{z}_i) \text{bound}(\hat{y}_i) \leq \frac{1}{3} 2^{-t}, \end{aligned}$$

where the left arrow is a reversed logical implication.

Take the first conjunction, bounding the introduced error, first. Rearranging a little and noting that $\log_2 3 \leq 2$, we have $p_i \geq t + 2 + \lceil \log_2 \text{intro}(\hat{z}_i) \rceil$. Likewise consider, say, the first amplified error term. It can be rearranged into $-\log_2 \text{bound}(\hat{x}_i) \geq t + \log_2(3 + 3 \cdot 2^{-p_i}) + \log_2 \text{ampl}_1(\hat{z}_i)$. As long as $p_i \geq 2$, the term $\log_2(3 + 3 \cdot 2^{-p_i}) \leq 2$ so we must bound \hat{x}_i 's error to at most $t + 2 + \lceil \log_2 \text{ampl}_1(\hat{z}_i) \rceil$ bits. That yields Equation (3).

8.5 Simple amplification factors

Amplification factors $\lceil \log_2 \text{ampl}_k(\hat{z}_i) \rceil$ can be computed using exponent tricks similar to those discussed in Section 4.4 for $\lceil \log_2 \text{intro}(\hat{z}_i) \rceil$. However, there is an additional challenge, because the definition of ampl_k refers to $(\partial_k f_i)(x_i^*, y_i^*)$. Its value is not known, and the interval $(\partial_k f_i)(\hat{x}_i, \hat{y}_i)$

¹⁶In fact, the name *ampl* is a pun on both “amplification factor” and “ample” as in sound.

that contains it has typically *not* been computed. Different operators f require different techniques to overcome this challenge.

For addition and subtraction, there's no problem at all: $\log_2 \text{ampl}_1(\hat{x} + \hat{y})$ is just equal to $\log_2 |x/z|$, which is included in $\log_2 |\bar{x}/\bar{z}|$ and thus bounded by $\max \log \bar{x} - \min \log \bar{z}$. Subtraction likewise presents no difficulty.

For multiplication, an extra logspan factor appears: $\log_2 \text{ampl}_1(\hat{x} \cdot \hat{y})$ is equal to $\log_2 |xy^*/xy|$; the x terms cancel leaving a bound of $\log \text{span } \bar{y}$.

Similarly, the amplification factor for the power function in its first argument,

$$\text{ampl}_1(\text{pow}(\hat{x}, \hat{y})) = \left| \frac{xy^* \text{pow}(x^*, y^* - 1)}{\text{pow}(x, y)} \right| = \left| \frac{xy^* \text{pow}(x^*, y^*)}{x^* \text{pow}(x, y)} \right| = \left| y^* \frac{x}{x^*} \frac{z^*}{z} \right|,$$

results in the bound $\max \log \bar{y} + \log \text{span } \bar{x} + \log \text{span } \bar{z}$.

Division, square and cube roots, exponents, and logarithms allow a similar algebraic rearrangement, producing a formula that uses only integer operations on $\max \log$ and $\min \log$ of \bar{x} , \bar{y} , and \bar{z} . The resulting “exponent tricks” formulas are shown in Table 1.

8.6 Approximations

However, for some operators, an approximation has to be performed to bound $(\partial_k f)(x, y)$ via some computation over x , y , or z . These approximations allow us to construct exponent trick formulas for $\text{ampl}_k(f)$, that is, formulas that bound $\lceil \log_2 \text{ampl}_k(f) \rceil$ using only integer operations on $\max \log$ and $\min \log$ of \bar{x} , \bar{y} , and \bar{z} .

Table 2 shows all of the approximations used and the exponent trick formulas they result in; the rest of this section merely contains detailed derivations for each row of that table.

Power. The ampl_2 factor for the power function x^y has uses a $\log(x^*)$ term. This means that we must bound $\log_2 |\log(x)|$ in terms of $\log_2 |x|$. To do so, we first rewrite

$$\log_2 |\log(x)| = \log_2 \left| \frac{\log_2(x)}{\log_2(e)} \right| = \log_2 |\log_2(x)| - \log_2 \log_2 e \leq \log_2 |\log_2(x)| - \frac{1}{2}.$$

Set $s = \log_2(x)$; since $\log_2 |s| \leq |s| - \frac{1}{2}$, we have $\log_2 |s| - \frac{1}{2} \leq |s| - 1$. This ultimately means that $\log_2 |\log(x^*)|$ is bounded above by $|\log_2 |\bar{x}|| - 1$. That is just $\max(|\max \log(\bar{x})|, |\min \log(\bar{x})|) - 1$.

Sine and Cosine. The amplification factor for $\sin(x)$ involves $\cos(x)$. Because $|\cos(x)| \leq 1$, we have $\log_2 |\cos(x^*)| \leq 0$; this allows us to show that

$$\lceil \log_2 \text{ampl}_1(\sin(\hat{x})) \rceil \leq \max \log \bar{x} - \min \log \bar{z}.$$

Likewise, for cosine we must bound $\sin(x)$; one simple approximation is $|\sin(x)| \leq \min(|x|, 1)$, meaning $\log_2 |\sin(x^*)| \leq \min(\max \log(\bar{x}), 0)$. This produces the approximation

$$\lceil \log_2 \text{ampl}_1(\cos(\hat{x})) \rceil \leq \max \log \bar{x} - \min \log \bar{z} + \min(\max \log(\bar{x}), 0).$$

Tangent. The amplification factor for $\tan(\hat{x})$ is $|x/\tan(x) \cos^2(x^*)|$. To bound its logarithm, we bound $\cos(x)$ in terms of $\tan(x)$. Since $\sin(x)^2 + \cos(x)^2 = 1$, $\sqrt{1/2} \leq \max(|\sin(x)|, |\cos(x)|) \leq 1$. Divide both sides by $|\cos(x)|$ and take the logarithm; this yields:

$$-\frac{1}{2} - \log_2 |\cos(x)| \leq \max(\log_2 |\tan(x)|, 0) \leq -\log_2 |\cos(x)|,$$

or, in other words,

$$-2 \log_2 |\cos(x)| \in 2 \max(\log_2 (|\tan(x)|), 0) + [0, 1],$$

leaving

$$\begin{aligned}
 \lceil \log_2 \text{ampl}_1(\tan(\hat{x})) \rceil &\leq \max \log \bar{x} - \min \log \bar{z} + 2 \max(\max \log \bar{z}, 0) + 1 \\
 &= \max \log \bar{x} - \min \log \bar{z} + \max \log \bar{z} + \max(\max \log \bar{z}, -\max \log \bar{z}) + 1 \\
 &= \max \log \bar{x} + |\max \log \bar{z}| + \log \text{span } \bar{z} + 1,
 \end{aligned}$$

which now only uses already-computed intervals and is at most one bit from being tight.

Arctangent. The amplification factor for the arctangent contains a $x/(x^2 + 1)$ term, which we must bound in terms of x . Some rearrangement yields

$$\log_2 \left| \frac{x}{x^2 + 1} \right| = -\log_2 \left| x + \frac{1}{x} \right|.$$

Now consider $x \geq 1$; for these inputs, we clearly have

$$\log_2 |x + 1/x| \geq \log_2 |x| = \lfloor \log_2 |x| \rfloor$$

Since the left- and right-hand sides are both invariant under both $x \mapsto 1/x$ and $x \mapsto -x$, this inequality is then true for all x . Moreover, this approximation is off by at most one bit.

Hyperbolic Functions. The amplification factors for \sinh and \cosh both use $\tanh(x)$. Because $|\tanh(x)| \leq \min(|x|, 1)$, we have $\lceil \log_2 |\tanh(x)| \rceil \leq \min(\max \log(\bar{x}), 0)$, the approximation being off by at most one bit.

The amplification factor for $\tanh(x)$ requires bounding $x/\sinh(x) \cosh(x)$. We use a very weak bound, $x/\sinh(x) \cosh(x) \leq 1$, which is only tight near 0.

9 RELATED WORK

H. Boehm was an early advocate of evaluating real-number expressions to high precision using “constructive reals” [7]. A number of implementations of constructive reals exist, including in Java [8], Python [12], Caml [39], and others. Perhaps most widely used is the implementation [9] in Android’s Calculator app. Perhaps the most similar to the current work was proposed by Li and Yong [33]: mixed-precision evaluation using “weights”. However, that work expected users to manually set weights, whereas Reval derives a non-uniform precision assignment automatically. Early computed real implementations used lazy digit sequences, but later work [10, 32] showed that Ziv’s strategy [52] with interval arithmetic is typically faster. Prominent interval arithmetic implementations include Arb [31], Moore [37], MPFI [43], Rival [24], and others; interval arithmetic is standardized by IEEE 1788 [1].

Interval arithmetic and constructive reals are closely related to research into automatic worst-case error bounds for floating-point programs. One important early system was Salsa [17, 18, 35], which used interval arithmetic to bound both ranges of variables and also errors, a strategy adopted by other work as well [50]. Initially phrased as an abstract interpretation, later papers [36] rephrased the analysis as a type system, where types track both range and precision. Rosa [20] and Daisy [29] use a similar analysis except with affine arithmetic, which better handles correlated errors. FPTaylor [49] introduced the idea of error Taylor series for automatic worst case error bound estimation, achieving much lower error. Satire [21] then proposed scaling error Taylor series using abstraction, algebraic simplification, and automatic differentiation, and SeeSaw [22] extended these techniques to handle bounded control flow. Like Reval, Satire saw higher-order error as a computational bottleneck. In most worst-case error bound tools, the goal is achieving the smallest possible sound error bound, unlike in this paper, where the focus is primarily on computational efficiency. ATOMU [53] proposed computing first-order error from condition numbers. While

this provides an algorithmic speedup, ATOMU did not evaluate it; instead, ATOMU focused on condition numbers as a method for driving input generation.

Automatic precision tuning is also an active area of research, starting with Precimonious [45], which used delta-debugging to assign precisions while evaluating accuracy on representative inputs. Later work [44] improved scalability to larger programs. Meanwhile, FPTuner [16] and OpTuner [11] performed sound precision tuning using error Taylor series to derive error models that could be optimized by integer linear programming. This is slower but leads to lower precisions. Finally, POP [3] poses precision tuning as a (non-integer) linear programming problem, allowing it to be solved much more efficiently, though in some settings a “policy iteration” technique is necessary to achieve an optimal precision tuning. The linear programming formulation is quite similar to Reval’s precision tuning algorithm, though POP makes no connection to properties of the underlying mathematical operations, and as a result POP does not extend to various transcendental functions. Moreover, instead of linear programming, which is still quite slow, Reval’s precision tuning is fast and provably runs in linear time.

10 CONCLUSION

Current algorithms for evaluating real expressions to high precision use a uniform precision for all operations. This wastefully allocates too much precision to most operations. We instead introduce a fast, sound method for assigning precisions to interval operators so as to compute correctly-rounded results for real expression evaluation. Our method leverages information from low-precision evaluations to determine the correct precision to evaluate each operation at. Reval evaluates real expressions $1.72\times$ faster than the state-of-the-art Sollya tool, with Reval’s advantage rising to $5.21\times$ for the most difficult input points. A integration into the widely-used Herbie numerical compiler shows that Reval’s advantage carries over into real-world use cases, with additional advantages for difficult inputs.

REFERENCES

- [1] 2015. IEEE Standard for Interval Arithmetic. *IEEE Std 1788-2015* (2015), 1–97. <https://doi.org/10.1109/IEEESTD.2015.7140721>
- [2] Rosa Abbasi and Eva Darulova. 2023. Modular Optimization-Based Roundoff Error Analysis of Floating-Point Programs. In *Static Analysis*, Manuel V. Hermenegildo and José F. Morales (Eds.). Springer Nature Switzerland, Cham, 41–64.
- [3] Assalé Adjé, Dorra Ben Khalifa, and Matthieu Martel. 2021. *Fast and Efficient Bit-Level Precision Tuning*. 1–24. https://doi.org/10.1007/978-3-030-88806-0_1
- [4] An archive of the discontinued LLVM Phabricator instance. 2020. *[libc] Move implementations of cosf, sinf, sincosf to src/math directory*. <https://reviews.llvm.org/D76825>
- [5] David Bailey. 2001. MPFUN: A Portable High Performance Multiprecision Package. (11 2001).
- [6] David H. Bailey and Jonathan M. Borwein. 2015. High-Precision Arithmetic in Mathematical Physics. *Mathematics* 3, 2 (2015), 337–367. <https://doi.org/10.3390/math3020337>
- [7] Hans J. Boehm. 1987. Constructive Real Interpretation of Numerical Programs (SIGPLAN ’87). ACM, 214–221. <https://doi.org/10.1145/29650.29673>
- [8] Hans J. Boehm. 2004. The constructive reals as a Java Library. *Journal Logical and Algebraic Programming* 64 (2004), 3–11.
- [9] Hans-J. Boehm. 2020. Towards an API for the Real Numbers. In *Proceedings of the 41st ACM SIGPLAN Conference on Programming Language Design and Implementation* (London, UK) (PLDI 2020). Association for Computing Machinery, New York, NY, USA, 562–576. <https://doi.org/10.1145/3385412.3386037>
- [10] Hans J. Boehm, Robert Cartwright, Mark Riddle, and Michael J. O’Donnell. 1986. Exact Real Arithmetic: A Case Study in Higher Order Programming (LFP ’86). ACM, 162–173. <https://doi.org/10.1145/319838.319860>
- [11] Ian Briggs and Pavel Panchekha. 2022. Choosing mathematical function implementations for speed and accuracy. In *Proceedings of the 43rd ACM SIGPLAN International Conference on Programming Language Design and Implementation* (San Diego, CA, USA) (PLDI 2022). Association for Computing Machinery, New York, NY, USA, 522–535. <https://doi.org/10.1145/3519939.3523452>

- [12] Keith Briggs. 2006. Implementing exact real arithmetic in python, C++ and C. *Theoretical Computer Science* 351, 1 (2006), 74 – 81. <https://doi.org/10.1016/j.tcs.2005.09.058> Real Numbers and Computers.
- [13] Nicolas Brisebarre, Guillaume Hanrot, Jean-Michel Muller, and Paul Zimmermann. 2024. Correctly-rounded evaluation of a function: why, how, and at what cost? (May 2024). <https://hal.science/hal-04474530> working paper or preprint.
- [14] GCC Bugzilla. 2006. *Bug 29335 - transcendental functions with constant arguments should be resolved at compile-time*. https://gcc.gnu.org/bugzilla/show_bug.cgi?id=29335
- [15] S. Chevillard, M. Joldeş, and C. Lauter. 2010. Sollya: An Environment for the Development of Numerical Codes. In *Mathematical Software - ICMS 2010 (Lecture Notes in Computer Science, Vol. 6327)*, K. Fukuda, J. van der Hoeven, M. Joswig, and N. Takayama (Eds.). Springer, Heidelberg, Germany, 28–31.
- [16] Wei-Fan Chiang, Mark Baranowski, Ian Briggs, Alexey Solovyev, Ganesh Gopalakrishnan, and Zvonimir Rakamarić. 2017. Rigorous Floating-point Mixed-precision Tuning (POPL). 300–315. <https://doi.org/10.1145/3009837.3009846>
- [17] Nasrine Damouche and Matthieu Martel. 2017. Salsa: An Automatic Tool to Improve the Numerical Accuracy of Programs. In *Automated Formal Methods, AFM@NFM 2017, Moffett Field, CA, USA, May 19-20, 2017 (Kalpa Publications in Computing, Vol. 5)*, Bruno Dutertre and Natarajan Shankar (Eds.). EasyChair, 63–76. <https://doi.org/10.29007/J2FD>
- [18] Nasrine Damouche, Matthieu Martel, and Alexandre Chapoutot. 2015. Formal Methods for Industrial Critical Systems: 20th International Workshop, FMICS 2015 Oslo, Norway, June 22-23, 2015 Proceedings. (2015), 31–46.
- [19] Nasrine Damouche, Matthieu Martel, Pavel Panchekha, Jason Qiu, Alex Sanchez-Stern, and Zachary Tatlock. 2016. Toward a Standard Benchmark Format and Suite for Floating-Point Analysis. (July 2016).
- [20] Eva Darulova and Viktor Kuncak. 2014. Sound Compilation of Reals (POPL). 14 pages. <http://doi.acm.org/10.1145/2535838.2535874>
- [21] Arnab Das, Ian Briggs, Ganesh Gopalakrishnan, Sriram Krishnamoorthy, and Pavel Panchekha. 2020. Scalable yet Rigorous Floating-Point Error Analysis. In *SC20: International Conference for High Performance Computing, Networking, Storage and Analysis*. 1–14. <https://doi.org/10.1109/SC41405.2020.00055>
- [22] Arnab Das, Tanmay Tirpankar, Ganesh Gopalakrishnan, and Sriram Krishnamoorthy. 2021. Robustness Analysis of Loop-Free Floating-Point Programs via Symbolic Automatic Differentiation. In *2021 IEEE International Conference on Cluster Computing (CLUSTER)*. 481–491. <https://doi.org/10.1109/Cluster48925.2021.00055>
- [23] T. A. Driscoll, N. Hale, L. N. Trefethen, and editors. 2014. *Chebfun Guide*. Pafnuty Publications, Oxford.
- [24] Oliver Flatt and Pavel Panchekha. 2023. Making Interval Arithmetic Robust to Overflow. 44–47. <https://doi.org/10.1109/ARITH58626.2023.00022>
- [25] Laurent Fousse, Guillaume Hanrot, Vincent Lefèvre, Patrick Pélissier, and Paul Zimmermann. 2007. MPFR: A multiple-precision binary floating-point library with correct rounding. *ACM Trans. Math. Softw.* 33, 2 (jun 2007), 13–es. <https://doi.org/10.1145/1236463.1236468>
- [26] Frederic Goualard. 2019. Gaol: NOT Just Another Interval Library. <https://sourceforge.net/projects/gaol/>
- [27] Daniel R. Grayson and Michael E. Stillman. [n. d.]. Macaulay2, a software system for research in algebraic geometry. Available at <http://www2.macaulay2.com>.
- [28] Christian Hakert, Kuan-Hsun Chen, and Jian-Jia Chen. 2024. FLInt: Exploiting Floating Point Enabled Integer Arithmetic for Efficient Random Forest Inference. In *2024 Design, Automation & Test in Europe Conference & Exhibition (DATE)*. 1–2.
- [29] Anastasiia Izycheva and Eva Darulova. 2017. On sound relative error bounds for floating-point arithmetic (FMCAD). 15–22. <https://doi.org/10.23919/FMCAD.2017.8102236>
- [30] Fredrik Johansson. [n. d.]. Calcium. <https://fredrikj.net/calcium/>
- [31] Fredrik Johansson. 2016. Arb: Efficient Arbitrary-Precision Midpoint-Radius Interval Arithmetic. *IEEE Trans. Comput.* PP (11 2016). <https://doi.org/10.1109/TC.2017.2690633>
- [32] Vernon A. Lee, Jr. and Hans J. Boehm. 1990. Optimizing Programs over the Constructive Reals (PLDI '90). ACM, 102–111. <https://doi.org/10.1145/93542.93558>
- [33] Yong Li and Jun-Hai Yong. 2007. Efficient Exact Arithmetic over Constructive Reals. In *The 4th Annual Conference on Theory and Applications of Models of Computation*. Shanghai, China. <https://hal.inria.fr/inria-00517598>
- [34] Jay P. Lim, Mridul Aanjaneya, John Gustafson, and Santosh Nagarakatte. 2021. An approach to generate correctly rounded math libraries for new floating point variants. *Proc. ACM Program. Lang.* 5, POPL, Article 29 (jan 2021), 30 pages. <https://doi.org/10.1145/3434310>
- [35] Matthieu Martel. 2009. Program Transformation for Numerical Precision (PEPM '09). ACM, New York, NY, USA, 101–110. <http://doi.acm.org/10.1145/1480945.1480960>
- [36] Matthieu Martel. 2018. Strongly Typed Numerical Computations. In *Formal Methods and Software Engineering*, Jing Sun and Meng Sun (Eds.). Springer International Publishing, Cham, 197–214.
- [37] Walter F. Mascarenhas. 2016. Moore: Interval Arithmetic in Modern C++. *CoRR* abs/1611.09567 (2016). arXiv:1611.09567 <http://arxiv.org/abs/1611.09567>

- [38] Guillaume Melquiond. 2006. Boost Interval Arithmetic Library. https://www.boost.org/doc/libs/1_73_0/libs/numeric/interval/doc/interval.htm
- [39] Valérie Ménessier-Morain. 2005. Arbitrary precision real arithmetic: design and algorithms. *The Journal of Logic and Algebraic Programming* 64, 1 (2005), 13 – 39. <https://doi.org/10.1016/j.jlap.2004.07.003> Practical development of exact real number computation.
- [40] Stefan Näher and Kurt Mehlhorn. 1992. LEDA – A Library of Efficient Data Types and Algorithms. In *PC-Einsatz in der Hochschulausbildung*, Klaus Dette (Ed.). Springer Berlin Heidelberg, Berlin, Heidelberg, 105–108.
- [41] Pavel Panchekha, Alex Sanchez-Stern, James R. Wilcox, and Zachary Tatlock. 2015. Automatically Improving Accuracy for Floating Point Expressions (*PLDI*).
- [42] Evgeny Yakovlevich Remez. 1934. Sur la détermination des polynômes d’approximation de degré’ donnée. *Comm. Soc. Math.* 10, 41 (1934).
- [43] Nathalie Revol and Fabrice Rouillier. 2005. Motivations for an Arbitrary Precision Interval Arithmetic and the MPFI Library. *Reliable Computing* 11, 4 (2005), 275–290. <https://doi.org/10.1007/s11155-005-6891-y>
- [44] Cindy Rubio-González et al. 2016. Floating-point Precision Tuning Using Blame Analysis (*ICSE*). 1074–1085. <https://doi.org/10.1145/2884781.2884850>
- [45] Cindy Rubio-González, Cuong Nguyen, Hong Diep Nguyen, James Demmel, William Kahan, Koushik Sen, David H. Bailey, Costin Iancu, and David Hough. 2013. Precimonious: Tuning assistant for floating-point precision. In *SC ’13: Proceedings of the International Conference on High Performance Computing, Networking, Storage and Analysis*. 1–12. <https://doi.org/10.1145/2503210.2503296>
- [46] Michael Seel. 2024. dD Geometry Kernel. In *CGAL User and Reference Manual* (5.6.1 ed.). CGAL Editorial Board. <https://doc.cgal.org/5.6.1/Manual/packages.html#PkgKernelD>
- [47] Benjamin Sherman, Jesse Michel, and Michael Carbin. 2019. Sound and robust solid modeling via exact real arithmetic and continuity. *Proc. ACM Program. Lang.* 3, ICFP, Article 99 (July 2019), 29 pages. <https://doi.org/10.1145/3341703>
- [48] Benjamin Sherman, Jesse Michel, and Michael Carbin. 2021. λ_s : computable semantics for differentiable programming with higher-order functions and datatypes. *Proc. ACM Program. Lang.* 5, POPL, Article 3 (jan 2021), 31 pages. <https://doi.org/10.1145/3434284>
- [49] Alexey Solovyev, Marek S. Baranowski, Ian Briggs, Charles Jacobsen, Zvonimir Rakamarić, and Ganesh Gopalakrishnan. 2018. Rigorous Estimation of Floating-Point Round-Off Errors with Symbolic Taylor Expansions. *ACM Trans. Program. Lang. Syst.* 41, 1, Article 2 (dec 2018), 39 pages. <https://doi.org/10.1145/3230733>
- [50] Laura Titolo, Marco A Feliú, Mariano Moscato, and César A Munoz. 2018. An Abstract Interpretation Framework for the Round-Off Error Analysis of Floating-Point Programs (*VMCAI*). 516–537.
- [51] Wolfram. 2020. Numbers—Wolfram Language Documentation. <https://reference.wolfram.com/language/tutorial/Numbers.html#19964>
- [52] Abraham Ziv. 1991. Fast evaluation of elementary mathematical functions with correctly rounded last bit. *ACM Trans. Math. Softw.* 17, 3 (sep 1991), 410–423. <https://doi.org/10.1145/114697.116813>
- [53] Daming Zou, Muhan Zeng, Yingfei Xiong, Zhoulai Fu, Lu Zhang, and Zhendong Su. 2019. Detecting floating-point errors via atomic conditions. *Proc. ACM Program. Lang.* 4, POPL, Article 60 (dec 2019), 27 pages. <https://doi.org/10.1145/3371128>