

# Pap2Pat: Towards Automated Paper-to-Patent Drafting using Chunk-based Outline-guided Generation

Valentin Knappich<sup>1,2</sup>, Simon Razniewski<sup>3</sup>, Anna Häty<sup>1</sup>, Annemarie Friedrich<sup>2</sup>

<sup>1</sup>Bosch Center for Artificial Intelligence, Germany

<sup>2</sup>University of Augsburg, Germany

<sup>3</sup>Technische Universität Dresden, Germany

{valentin.knappich,anna.haetty}@de.bosch.com, simon.rzniewski@tu-dresden.de, annemarie.friedrich@uni-a.de

## Abstract

The patent domain is gaining attention in natural language processing research, offering practical applications in streamlining the patenting process and providing challenging benchmarks for large language models (LLMs). However, the generation of the description sections of patents, which constitute more than 90% of the patent document, has not been studied to date. We address this gap by introducing the task of outline-guided paper-to-patent generation, where an academic paper provides the technical specification of the invention and an outline conveys the desired patent structure. We present PAP2PAT, a new challenging benchmark of 1.8k patent-paper pairs with document outlines, collected using heuristics that reflect typical research lab practices. Our experiments with current open-weight LLMs and outline-guided chunk-based generation show that they can effectively use information from the paper but struggle with repetitions, likely due to the inherent repetitiveness of patent language. We release our data and code.

**Data & Code** — <https://github.com/boschresearch/Pap2Pat>

## 1 Introduction

Patenting an invention is time-consuming and requires substantial knowledge of the field of the invention, as well as patent law. Therefore, patent drafting<sup>1</sup> is a costly process, motivating measures to increase patent attorneys' productivity. Some tasks in the patenting process are already technologically supported, e.g., prior art search (Shalaby and Zadrozny 2019; Stamatidis 2022; Pujari et al. 2022). In contrast, patent drafting remains a predominantly manual effort. Recently, the interest of studying the capabilities of Large Language Models (LLMs) in the patent domain has increased (Shomee et al. 2024; Jiang and Goetz 2024; Casola and Lavelli 2022; Wang et al. 2024). However, prior work is limited to the generation of the sections *Abstract* and *Claims* (Hamborg et al. 2017; Lee 2020; Christofidellis et al. 2022; Lee 2023; Zuo et al. 2024; Lee 2024; Bai et al. 2024). Yet, patents also contain a *patent description* (comprising sections like *Field of the Invention*, *Background*, *Summary*, and *Detailed Descrip-*

<sup>1</sup>Formally, one can only draft *patent applications*, which become *patent documents* only via an office action, but for short we indistinguishably write *patent*.

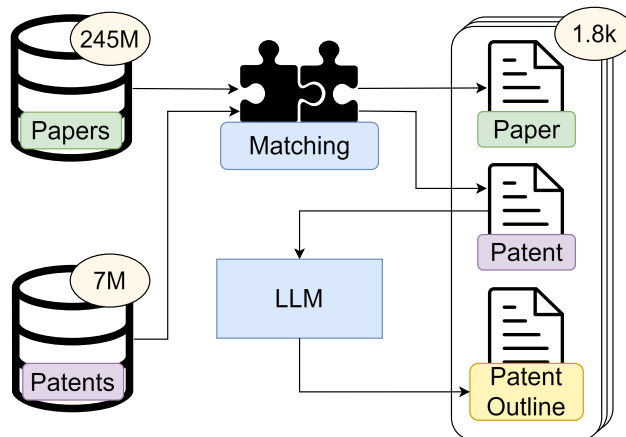


Figure 1: PAP2PAT dataset creation. Patents and papers are matched based on heuristics. Outlines  $o_i$  are automatically generated from patent chunks  $p_i$  using constrained LLM decoding. Circled numbers correspond to numbers of instances.

*tion*) which constitutes more than 90% of the document.<sup>2</sup> To the best of our knowledge, due to the lack of benchmark data, its automatic generation has not been studied to date despite offering both practical and scientific value. Automating this time-intensive drafting process could yield considerable cost savings. From a scientific standpoint, patent descriptions present a significant challenge for LLMs due to their technical complexity, specialized language, and substantial length.

The goal of this work is to evaluate LLMs' proficiency in supporting the drafting of complex patent documents from a given invention specification.<sup>3</sup> In practice, the inventor typically drafts an invention report, i.e., a document describing and explaining the invention to the patent attorney as the basis for the patent drafting. In research labs, concurrent academic publishing and patenting is common practice (Murray and Stern 2005), and often the paper itself serves as an invention

<sup>2</sup>Measured on our dataset using the Llama-3 tokenizer: (0.7% abstract, 91.8% description, 7.5% claims)

<sup>3</sup>We do not aim to assess their capabilities to autonomously generate new inventions.

report. The resulting patent-paper pairs (PPPs) (Murray 2002) have been previously used to study innovation dynamics in the field of economics. While confidential free-form invention reports are not publicly available, scientific publications are. We leverage that fact to build PAP2PAT, a new benchmark of 1.8k carefully matched PPPs. PAP2PAT facilitates the study of LLMs on the complex long-text generation task of patent drafting.

Our approach for creating PAP2PAT, which contains PPPs from various domains, is illustrated in Figure 1. We design heuristics that reliably determine whether a patent and a paper describe the same invention, using metadata like author lists, dates, titles and abstracts. We apply a thorough filtering process to ensure accurate pairings and permissively licensed full texts. For LLM-supported patent drafting, we envision a practical setting in which the patent attorney, given the paper or invention report, creates an outline for the patent. This outline acts as a flexible mechanism to control the document structure and content while keeping manual effort low. This level of control also makes the approach practically usable for patent attorneys, as the effort for post-editing is also kept manageable. With PAP2PAT, we provide automatically generated outlines at varying levels of granularity.

A major challenge of the proposed task is the document length: patent descriptions in PAP2PAT are on average 18k tokens long, some exceeding 180k tokens. We propose chunk-based outline-guided generation, a novel approach to generating long patent documents chunk-by-chunk, guided by a user-defined outline and grounded in the corresponding research paper. We benchmark current open-weight LLMs on this task in both zero-shot and fine-tuning setups. Our main contributions are:

- (1) We create and release PAP2PAT, a new dataset of 1.8k PPPs including meticulously extracted full texts and several outlines for each patent.
- (2) We propose to exploit the parallelism of patents and papers to ground the generation of patent drafts in high-quality technical documents.
- (3) We propose a novel chunk-based outline-guided generation approach to patent drafting.
- (4) We conduct in-depth quantitative and qualitative analyses on PAP2PAT. While our results show encouraging performance, they also highlight limitations of current LLMs and reveal promising directions for future work.

## 2 Related Work

**Patent-Paper Pairs (PPPs).** Many research labs practice concurrent patenting and academic publishing, and this is reflected in publication and patent numbers, which are often roughly similar (Cottier, Besiroglu, and Owen 2023; Haney 2019). Murray and Stern (2005) find that almost 50% of their sampled academic papers from *Nature Biotechnology* have a corresponding US patent. In economics, PPPs have been used to study innovation dynamics, like whether patenting hinders the free flow of innovations (Murray and Stern 2005; Magerman, van Looy, and Debackere 2011). In that context, several approaches to finding PPPs have been proposed: Murray (2002) and Murray and Stern (2005) identify

pairs manually by analyzing their full texts and citation networks. Magerman, Van Looy, and Song (2010) and Van Looy et al. (2011) explore several data mining techniques, including SVD and term-set overlaps between titles and abstracts, but they did not publish any open dataset. We build upon their idea for the document content similarity, but refine it, and add criteria for author overlaps, date ranges, competing candidates, and licenses (see Section 3.1). Gans, Murray, and Stern (2017) propose a taxonomy of PPPs that includes both to 1-to-1 matches and m-to-n matches. To ensure that papers are a solid source of information about the invention, we design our matching procedure to find only 1-to-1 matches. To the best of our knowledge, our work is the first to present a dataset of PPPs for natural language processing (NLP) research.

**Patent Generation.** Prior work on patent generation has focused on titles, abstracts, and claims. For instance, Christofidellis et al. (2022) train a GPT2 model to generate these parts and found that multitask learning improves performance. Lee (2023) pre-trains a GPT-J-6B architecture on patents, including the descriptions, and evaluates it on claim generation via hypothetically saved keystrokes. Zuo et al. (2024) use LLMs such as GPT-3.5-turbo and Llama-2 to generate abstracts from claims, and claims from previous claims. Jiang and Goetz (2024) provide a comprehensive review of patent generation: they identify several limitations of prior work, such as ill-posed task setups, lack of open benchmarks, and disregard for patent descriptions; all issues that we tackle in the present work.

**Outline-guided Generation.** Outline-guided generation is a paradigm in which LLMs use an outline to produce longer, more structured and coherent text, and which can be used to increase user control. It has been used for the generation of stories and articles, but to the best of our knowledge, it has not been applied to patent generation. The outline can be model-generated, essentially constituting a planning step. To obtain training data for this step, prior work has used extraction of keywords (Yao et al. 2019), phrases (Fang et al. 2021) and sentences (Li et al. 2023b; Sun et al. 2022; Drissi, Watkins, and Kalita 2018). Additionally, outlines could enable more sophisticated human-in-the-loop user interactions. Goldfarb-Tarrant, Feng, and Peng (2019) have shown that iteratively and interactively refining the outline yields substantial improvements in story generation. In our work, we posit that humans should provide outlines to automated patent generation methods, a modest manual effort that greatly increases user control.

## 3 PAP2PAT Dataset

In this section, we present the PAP2PAT dataset containing 1.8k PPPs from a variety of domains, each annotated with multiple outlines. It serves two main purposes: (1) It is an extremely challenging benchmark for LLMs because it contains very long and complex patent documents, and requires deep understanding of the technical domain as well as patent law. (2) It facilitates the development of AI-powered tools for patent drafting, where the patent attorney only performs post-editing rather than writing from scratch, potentially incurring massive cost savings. In the following, we describe the steps

	Field	Patent	Paper Candidate 1 (✓)	Paper Candidate 2 (✗)
Authors	Content	Ge Wang, Wenxiang Cong	Wenxiang Cong, Yan Xi, Bruno De Man, Ge Wang	Wenxiang Cong, Yan Xi, Peter Fitzgerald, Bruno De Man, Ge Wang
	$\text{sim}_{\text{author}}$		1.0	1.0
Title	Content	Monochromatic CT Image Reconstruction from Current-Integrating Data via Machine Learning	Monochromatic image reconstruction via machine learning	Virtual Monoenergetic CT Imaging via Deep Learning
	$\text{sim}_{\text{term}}$		1.0 / 0.63	0.39 / 0.32
Abstract	Content	A machine-learning-based monochromatic CT image reconstruction method is described ...	X-ray computed tomography (CT) is a nondestructive imaging ...	The physical process of X-ray CT imaging is described ...
	$\text{sim}_{\text{term}}$		0.71 / 0.19	0.50 / 0.23
Date		2021-08-30	2020-11-01 (✓)	2021-04-14 (✓)

Table 1: Example for the matching of a PPP. The scores correspond to the respective metrics, the term metrics are shown as min-normalized / max-normalized. Both papers have author lists that contain all the inventors, were published inside the date range, and have titles and abstracts with sufficiently high absolute term similarity to the patent. Since the term similarity scores of paper 1 are higher than those of paper 2 by the specified margin (see Distinctiveness filtering step), paper 1 is correctly matched to the patent.

Filter	Candidates
Authors + Date	930k
+ Term Overlap	100k
+ Distinctiveness	21k
+ Permissive License	1.8k

Table 2: Filter criteria and number of candidates.

taken for constructing the PAP2PAT dataset: scraping and filtering PPPs, parsing the full-text documents and generating the patent outlines.

### 3.1 Scraping Patent-Paper Pairs

To create PAP2PAT, we start out with the USPTO dataset<sup>4</sup> containing 6.7M patent applications from 2005 to April 2024. For each patent, we query SemOpenAlex (Färber et al. 2023) using SPARQL and retrieve papers with overlapping authors lists and publication dates. Next, we filter the results based on their titles, abstracts, other candidate matches for the same patent, and paper licenses, as elaborated below. Table 2 shows the remaining number of candidates after each filtering step. An example match is shown in Table 1. We perform a systematic manual post-hoc evaluation of the heuristics to validate their precision (see Section 3.2).

**Author Overlap.** The patent and the paper of a PPP are by definition authored by overlapping sets of individuals. The overlap of author lists have therefore been identified as an effective (yet not sufficient) criteria for matching PPPs (Magerman, Van Looy, and Song 2010). The requirements for paper authorship are typically much lower than those for

patent inventorship (Konski and Wu 2015). In many cases, only the main author(s) and the senior author(s) are listed as inventors. We accordingly employ an asymmetric score that only measures the fraction of inventors  $i \in I$  that are also authors  $a \in A$ , not vice versa:

$$\text{sim}_{\text{author}} = \frac{|I \cap A|}{|I|} \geq 0.8$$

This score’s effectiveness increases with the number of inventors, so we only consider patents with at least two inventors. Implementating  $\text{sim}_{\text{author}}$  requires some form of author name disambiguation to avoid false negatives (different spellings, e.g., with, without, or with abbreviated middle name) and false positives (e.g., very common names like John Smith). There are no author identifiers shared between the patent and paper datasets, so our disambiguation uses the surface names only. To account for false negatives, we use the aliases stored in SemOpenAlex and consider an inventor to be an author if their name matches exactly with one of the aliases. False positives are marginalized by author combinations and subsequent filters: it is highly unlikely that there exist two groups of people with the same set of names working on the same topic at the same time.

**Date Range.** We require the paper’s publication date to be within one year before and two years after the patent application date. The former corresponds to the USPTO’s grace period,<sup>5</sup> which allows inventors to file patent applications up to one year after they disclosed the invention to the public. The two-year period after the application date was selected because qualitative analyses identified it as the point of diminishing returns, beyond which the incidence of true positives notably decreases, while the rate of false positives significantly increases.

<sup>4</sup><https://bulkdata.uspto.gov>

<sup>5</sup><https://www.uspto.gov/web/offices/pac/mpep/s2153.html>

Split	# pairs	# patent tokens	# paper tokens	# outline bullets		
				short	medium	long
train	1000	17808.9 ± 15132.5	7991.7 ± 4493.4	36.8 ± 29.2	73.5 ± 60.0	149.0 ± 122.0
val	242	18201.3 ± 16283.5	8018.5 ± 4089.2	37.4 ± 30.8	74.4 ± 62.9	150.6 ± 127.5
test	500	18144.9 ± 13159.5	8081.3 ± 3919.8	37.5 ± 24.7	74.9 ± 50.9	151.6 ± 103.7
nc-test	71	18415.2 ± 13995.4	9520.3 ± 4648.0	37.8 ± 22.7	76.0 ± 46.4	154.4 ± 94.8
all	1813	17977.7 ± 14724.4	8079.8 ± 4302.0	37.1 ± 28.0	74.1 ± 57.5	150.1 ± 117.0

Table 3: Dataset Statistics. Values are reported as mean ± std. Token counts correspond to the Llama-3 tokenizer.

**Term Overlap.** We compare titles and abstracts of patents and papers using term overlap metrics. We first obtain a set of terms  $T$  using removal of stopwords and punctuation<sup>6</sup>, and stemming<sup>7</sup>. The score is then computed as the number of shared terms, normalized by the minimum or maximum number of terms, following Magerman, Looy, and Debackere (2015). We additionally weight each term using its IDF value across all candidate titles and abstracts. We compute these IDF weights based on the titles and abstracts of all candidate patents and papers.

$$\text{sim}_{\text{term}}(s_1, s_2) = \frac{\sum_{t \in T(s_1) \cap T(s_2)} \text{idf}(t)}{\text{agg} \left( \sum_{t \in T(s_1)} \text{idf}(t), \sum_{t \in T(s_2)} \text{idf}(t) \right)}$$

where  $s_1$  and  $s_2$  are either the titles or the abstracts of the candidate pair, and  $\text{agg} \in \{\min, \max\}$ . Thus, we have 4 scores in total, for which we set the thresholds to be 0.15 with min normalization and 0.1 with max normalization. We choose the values based on interactive experimentation, but perform a post-hoc validation of the matching precision.

**Distinctiveness.** In the remaining candidate pairs, there are still many cases where one patent is matched to multiple papers or vice versa. We disambiguate these cases by comparing the term overlap metrics among these ambiguous candidate groups. We only keep a pair if 3 out of 4 term metrics are higher than those of any other candidate in the group by a margin of 0.15 and 0.1, for min and max, respectively.

**License.** We filter the matches for licenses that allow redistribution and commercial use, i.e., CC-BY<sup>8</sup> CC0<sup>9</sup> and public domain. We use the license information provided by SemOpenAlex and by the ArXiv API.

### 3.2 Manual Validation

To verify the precision of our matching pipeline, we perform a manual validation, conducted by the first author of this paper. We randomly sample 60 PPPs, read both abstracts, skim the documents, compare the figures and get an overview of the authors’ related work. We spend roughly 5 minutes per pair on average. We find that in 55/60 (91.7%) pairs, the paper indeed describes the invention as one of the core

<sup>6</sup>based on spaCy’s `en_core_web_sm`

<sup>7</sup>based on NLTK’s PorterStemmer

<sup>8</sup><https://creativecommons.org/licenses/by/4.0/>

<sup>9</sup><https://creativecommons.org/publicdomain/zero/1.0/>

contributions. In three pairs, the best match for the patent would have been a prior paper by the same authors. In two pairs, the paper would have been best matched to a related but different patent by the same inventors. This result validates the precision of our matching approach. In the five imperfect matching cases, the papers still provide meaningful training and evaluation signals, as they are still closely related to the invention and contextualized by the outline.

### 3.3 Document Parsing

We parse all patents and papers into a nested JSON schema where each section has a title, paragraphs and subsections field. We make considerable efforts to obtain clean data: we perform LLM-based section hierarchy reconstruction for patents, font-based section hierarchy reconstruction for paper PDFs and formula conversion for patents and paper XMLs from PubMed. We provide more details in Appendix G.

### 3.4 Outline Generation

One key aspect of our approach are the patent outlines, which simulate the patent attorney’s input to the system in production settings. Examples are shown in Figure 2 and Appendix A. They provide the model with the target headings, as well as bullet points summarizing the document structure and high-level content of every section.

For automatically generating the outlines for PAP2PAT, we leverage the original patents and Llama-3 70B (Dubey et al. 2024). We provide the prompt in Appendix E. To ensure that the model adheres to the output format, we use SGLang (Zheng et al. 2023) for constrained decoding. We enforce a fixed number of bullet points  $n_{\text{bullets}}$  per section, where  $n_{\text{bullets}}$  is proportional to the length of the text in that section ( $n_{\text{chars}}$ ).

$$n_{\text{bullets}} = \begin{cases} \max(1, \lfloor n_{\text{chars}}/l \rfloor) & \text{if } n_{\text{chars}} > 0 \\ 0 & \text{else} \end{cases}$$

where  $l$  is the number of characters that each bullet point summarizes on average. We create outlines in three levels of granularity: *long* ( $l=500$ , avg. 150 items), *medium* ( $l=1000$ , avg. 74 items) and *short* ( $l=2000$ , avg. 37 items), see Table 3. For each section (identified by a heading), we additionally provide the number of characters in the original patent, which can function as the *desired content lengths* during generation. In a practical application setting, the patent attorney would provide them alongside the outlines.

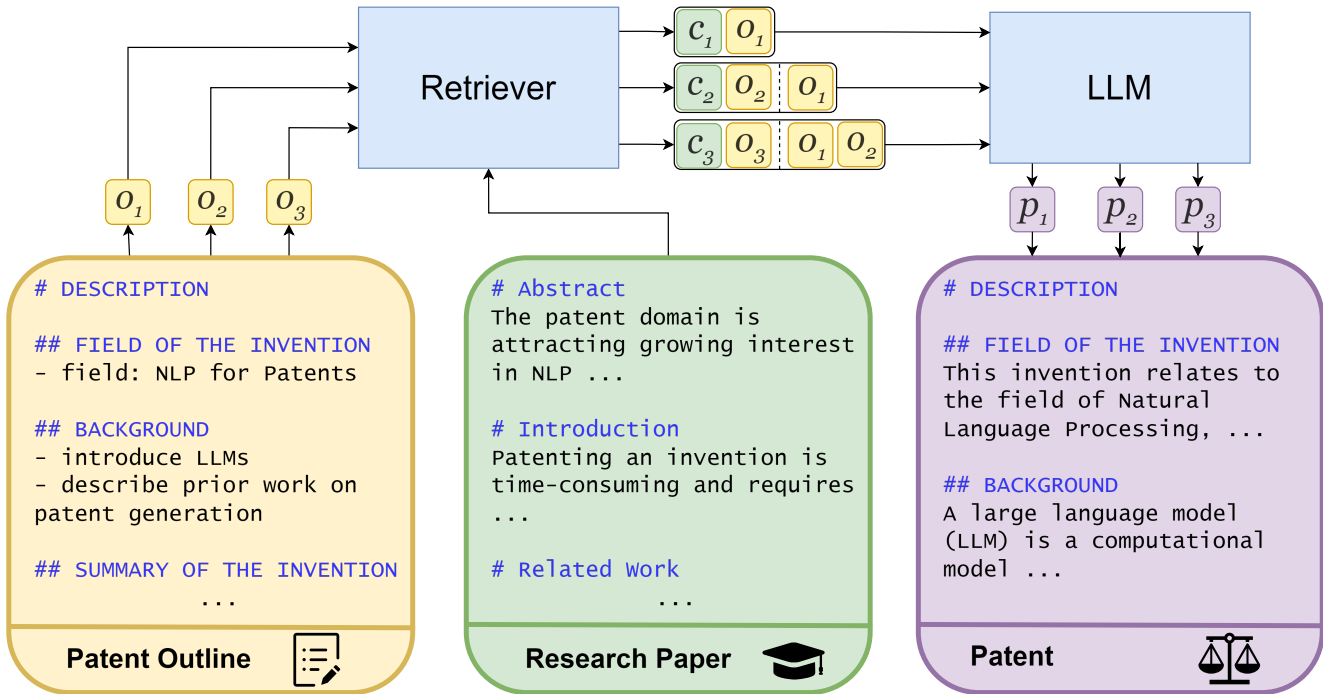


Figure 2: Our approach to chunk-based outline-guided generation. The desired section length information is used to determine chunk sizes for creating outline chunks  $o_1, o_2, \dots, o_n$ .

### 3.5 Dataset Splits and Statistics

We split our dataset randomly into *train* ( $n=1000$ ), *test* ( $n=500$ ) and *validation* ( $n=242$ ). We additionally create a non-contaminated test set (*nc-test*) that contains all pairs with a patent published in 2024 ( $n=71$ ), i.e., after the pretraining cut-off date of all evaluated open-weight LLMs. Thus, we address the concern that LLMs might have seen test data during pretraining (Ravaut et al. 2024). Table 3 shows dataset statistics across the splits, further statistics and plots are presented in Appendix H.

## 4 Chunk-based Outline-guided Generation

In this section, we propose chunk-based outline-guided generation, a novel approach to patent generation illustrated in Figure 2. It serves as a strong baseline for comparison in future work. It is motivated by current LLMs’ limitations regarding sequence length (which needs to cover the instruction, the context, and the output) and therefore generates the patent in chunks, guided by the user-defined outline. We chunk the outline, retrieve paper context based on the outline chunk, and prompt an LLM to generate the patent text for that chunk. Finally, we concatenate the generated outputs and apply only a lightweight post-processing to remove duplicate headings at chunk boundaries.

**Chunking and Token Allocation.** We assign a fixed number of tokens for the instruction (including system prompt, user prompt and outlines) and equally split the remaining tokens among paper context and output patent. We then chunk the outline using the desired length of the respective patent section. The chunking procedure is designed to pack as much

content as possible into each chunk, while preserving the integrity of individual sections. Therefore, we only split a section if it exceeds the token limit on its own.

**Retriever.** For each chunk  $i$ , the outline  $o_i$  is passed to a retriever, which selects relevant paragraphs from the paper to create the paper context  $c_i$ . We use *BM25* (Robertson and Zaragoza 2009) as the retrieval method and the chunk’s outline as the query. We always include the abstract of the paper because it provides a valuable overview, and successively add paragraphs in the order of their relevance ranking until the token limit is reached. The results are formatted in a Mark-down document that comprises all headings and the retrieved paragraphs.

**LLMs.** The paper context  $c_i$ , the current outline  $o_i$  and prior outlines  $o_{j<i}$  are combined to form the prompt to the LLM (see Appendix F). Based on this prompt, the LLM generates the patent chunk  $p_i$ , where constrained decoding ensures that the model adheres strictly to the headings in the outline. To make our work reproducible, we only leverage recently published open-weights LLMs that have been reported to achieve state-of-the-art results on other generation tasks. We include a small model (Llama-3 8B (Dubey et al. 2024)) and several larger models (Mixtral-8x7B (Jiang et al. 2024), Llama-3 70B (Dubey et al. 2024) and Qwen2-72B (Yang et al. 2024)). Per default, we use a maximum sequence length of 8k tokens for all LLMs to ensure that the results are comparable and leave the study of the effect of increased maximum sequence length to future work.

**Fine-tuning.** We fine-tune Llama-3 8B on the training split of PAP2PAT using LoRA (Hu et al. 2022). We use the same

Dataset Split	test							nc-test	
	BERTScore			ROUGE-L			Tokens	BERTScore	ROUGE-L
	short	medium	long	short	medium	long			
<b>Metric</b>									
<b>Outline</b>							long	long	long
Llama-3 8B	67.8	68.3	68.7	23.7	23.0	23.9	51.3%	68.8	22.7
Llama-3 70B	68.6	69.5	70.2	24.7	23.2	24.8	33.6%	70.5	24.1
Mixtral-8x7B	68.1	68.3	69.1	23.6	23.1	25.4	31.7%	68.8	24.3
Qwen2-72B	69.0	69.4	70.2	25.7	24.9	26.1	42.9%	70.4	25.1
Llama-3 8B SFT	<b>69.2</b>	<b>69.9</b>	<b>70.5</b>	<b>26.0</b>	<b>27.2</b>	<b>26.5</b>	162.2%	<b>71.6</b>	<b>26.9</b>

Table 4: Experimental Results. SFT stands for supervised fine-tuned. For the number of tokens and metrics on nc-test, we only show the results regarding the long outline due to space constraints.

prompt and BM25 retrieval as during inference and adopt the hyperparameters proposed by Tribes et al. (2024), see Appendix C.

## 5 Experiments

We perform a series of experiments using the PAP2PAT dataset to assess the performance of current open-weight LLMs on the proposed task.

### 5.1 Experimental Setup

To compare the generated and original patents, we use the n-gram-based metric ROUGE-L (F1) (Lin 2004), as well as the neural metric BERTScore (F1) (Zhang et al. 2020) for a balanced evaluation. For BERTScore, we use SciBERT (Beltagy, Lo, and Cohan 2019) as the base model, as it has been shown to be effective in the patent domain (Pujari, Friedrich, and Strötgen 2021). To address the context length limitations of BERT architectures, we process the input in overlapping chunks, where each chunk includes a portion of the preceding chunk to provide contextualization across chunk boundaries. We then compute the dot products between these embeddings across the whole sequence, as in the original variant. The column titled *Tokens* reports the ratio of the number of generated tokens and number of tokens of the original patent using the Llama-3 tokenizer.

### 5.2 Results

Table 4 shows the main evaluation results. The three larger models all outperform Llama-3 8B. However, all models generate patents that are much shorter than the original ones, even though the prompt includes the desired length.

**Outline Granularity.** With all models, the long outline achieves the highest BERTScore and ROUGE-L. We observe a monotonically increasing BERTScore with more detailed outlines. The same is not true for ROUGE-L, where the short outline consistently achieves higher scores than the medium one. Overall, the performance differences between outlines of different granularity are rather small, showcasing the robustness and flexibility of the proposed approach.

**Fine-tuning.** BERTScore and ROUGE-L improve substantially through fine-tuning, even beyond the scores of the larger models. It is also notable that the generated patents are more than 3 times longer than before fine-tuning. However, the

increased length is at least partially due to increased proneness for generating repetitions, which we further discuss in Section 6.

**Retrieval.** In Figure 3, we show ablation results for the retriever. We include two baselines: *NoPaper* does not add any context from the paper, and *AbstractOnly* uses only the abstract. As an upper bound, we use *BM25Oracle*, where the BM25 query is the original patent text. We find that adding paper context substantially improves performance across metrics, demonstrating that associated papers provide valuable information. We observe a monotonically increasing performance across models and outline granularities. There is a small yet consistent gap between *BM25* and *BM25Oracle*. This suggests that using the outline as a BM25 query is an effective approach, and that more elaborate retrieval methods could close that gap further.

**Differences between Domains.** We analyze the performance across domains and show the results in Table 5. We include the two most represented domains in the dataset: computer science and biology. All models perform slightly better on patents from biology, with the difference being more pronounced in ROUGE-L than in BERTScore.

**Test Data Contamination.** We use the non-contaminated test set (nc-test) to study the effect of potential pre-trained memorization on the task performance. If patents are (partially) memorized, one would expect a sudden drop in performance when evaluating on patents published after the pre-training cutoff date. We observe an equal or slightly increased BERTScore and a slightly decreased ROUGE-L, which are more likely attributed to random noise or domain shifts (see Appendix H), and do not indicate systematic issues with LLM memorization affecting our results.

## 6 Analysis

In this section, we provide deeper insights into the relationship between patents and papers and common error patterns.

In general, both patents and papers contain information not present in the other. The paper typically includes more experimental details and insights drawn from the experiments. The patent usually contains more information on the applications and practical benefits of the invention. We analyze the lexical overlaps between the documents and find that only 2.1% of the 4-grams are shared. This underlines the complexity of the



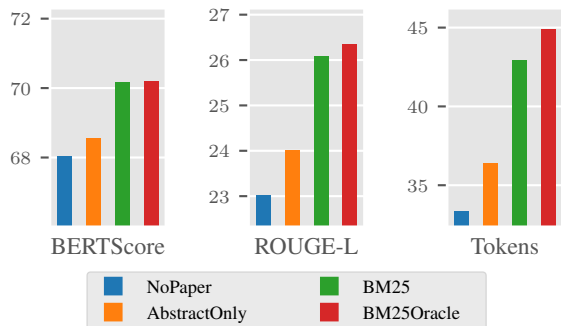


Figure 3: Ablation of retrievers. The plot depicts the results of Qwen2-72B using the long outline.

task: the two documents describe the same invention from a different perspective using different language. Nevertheless, we find that it is common for attorneys to copy content from the paper to the patent (or vice versa). For instance, many patents and papers share a portion of the figures. But text is also commonly copied between the documents. We find that the longest common substring between paper and patent contains 27 words on average, with a maximum of 495 words. Model-generated patents and corresponding papers, on the other hand, only have a longest common substring of 15 words on average. We furthermore observe that if the paper gives the proposed method or invention a name, the model tends to use that name in the patent as well, whereas the original patents often do not.

The most prevalent error pattern in the generation process is repetition. The models sometimes get stuck in a loop where they repeat the same sentence or paragraph indefinitely. This issue is most pronounced with Llama-3 8B, in particular after fine-tuning, but also occurs with the larger models. We quantify repetitions using RR (Cettolo, Bertoldi, and Federico 2014), a metric that measures the fraction of n-grams that appear just once in a text (lower is better). The patents generated by Llama-3 8B have a much higher RR (53.2 before fine-tuning and 58.9 after fine-tuning), compared to the original patents (42.9) and larger models (Llama-3 70B: 44.1, Qwen2-72B: 40.6, Mixtral-8x7B: 42.3). We hypothesize that this issue is rooted in the inherent repetitiveness of patents. It is common that every paragraph starts with the same words for pages (e.g., "In some embodiments, component A comprises ..."). This is also reflected in the fact that patents have a much higher RR (42.9) than papers (34.5) on our test set. When generating such repetitive text, the model is more likely to get stuck in a loop of repetitions (Holtzman et al. 2020; Fu et al. 2021; Li et al. 2023a). We attempt to alleviate the issue by increasing the temperature and including a repetition penalty. We find that these approaches decrease the number of repetitions but also compromise task performance. Developing specialized methods to avoid exact-repetitions for texts that contain many near-repetitions presents an interesting direction for future research.

In our experiments, we use 8k as chunk size for all models. We also perform preliminary experiments to test whether

	CS (n=130)		Bio (n=152)	
	BS	RL	BS	RL
Llama-3 8B	67.5	22.1	69.4	25.1
Llama-3 70B	69.0	23.1	70.9	26.2
Mixtral-8x7B	67.5	23.5	70.2	26.7
Qwen2-72B	69.0	24.8	<b>71.0</b>	<b>27.5</b>
Llama-3 8B SFT	<b>70.2</b>	<b>26.2</b>	<b>71.0</b>	26.7

Table 5: Performance comparison between domains (CS=Computer Science, Bio=Biology). The metrics are BERTScore (BS) and ROUGE-L (RL).

using a larger chunk size could lead to better and more coherent patents, but find that the repetition problem overshadows these effects. For larger chunk sizes, the repetitions remain uninterrupted for longer, meaning that the content of following outline bullet points does not get addressed. We conclude that the repetition problem must be mitigated before a longer context window can achieve any benefits in automated patent drafting.

## 7 Conclusion

In this work, we tackle the task of patent generation. Our work is the first to study the generation of patent descriptions and to use PPPs to ground the generation process. We build the PAP2PAT benchmark dataset for training and evaluation, and propose a chunk-based approach to outline-guided paper-to-patent generation and evaluate it in both zero-shot and fine-tuning settings. We find that associated papers provide relevant information, which can be successfully injected into the LLM’s context via a simple retrieval model based on the outline. Furthermore, the approach is robust across different outline granularities and domains. We identify repetitions as the most prevalent error pattern and hypothesize that it is related to the inherent repetitiveness of patents. Promising directions for future research include addressing the repetitions, effectively leveraging models with longer context windows, and utilizing agent frameworks in the generation process.

## Limitations

This study focuses on open-weight models, leaving the exploration of closed-source commercial models as a potential avenue for future research. Expanding our experimental setting to include these models could provide additional insights.

Another limitation of our work is that we have only utilized text overlap metrics, and not utilized more advanced evaluation methods, like with LLMs as judge, or via a user study. While designed to facilitate practical user interaction, the effectiveness of this approach in real-world scenarios remains to be investigated. Future studies will be necessary to fully understand the performance and user experience, and identify areas for improvement.

## Ethics Statement

The development of AI-powered patent generation tools may raise ethical concerns. We emphasize that our research is intended to support and augment the work of patent professionals, rather than to automate the patenting process or facilitate malicious activities such as patent trolling.

## References

- Bai, Z.; et al. 2024. PatentGPT: A Large Language Model for Intellectual Property. arXiv:2404.18255.
- Beltagy, I.; Lo, K.; and Cohan, A. 2019. SciBERT: A Pre-trained Language Model for Scientific Text. In *Proceedings of the 2019 Conference on Empirical Methods in Natural Language Processing and the 9th International Joint Conference on Natural Language Processing (EMNLP-IJCNLP)*, 3615–3620. Hong Kong, China: Association for Computational Linguistics.
- Casola, S.; and Lavelli, A. 2022. Summarization, Simplification, and Generation: The Case of Patents. *Expert Systems with Applications*, 205: 117627.
- Cettolo, M.; Bertoldi, N.; and Federico, M. 2014. The Repetition Rate of Text as a Predictor of the Effectiveness of Machine Translation Adaptation. In *Proceedings of the 11th Conference of the Association for Machine Translation in the Americas: MT Researchers Track*, 166–179. Vancouver, Canada: Association for Machine Translation in the Americas.
- Christofidellis, D.; Torres, A. B.; Dave, A.; Roveri, M.; Schmidt, K.; Swaminathan, S.; Vandierendonck, H.; Zubarev, D.; and Manica, M. 2022. PGT: A Prompt Based Generative Transformer for the Patent Domain. In *International Conference on Machine Learning*.
- Cottier, B.; Besiroglu, T.; and Owen, D. 2023. Who is leading in AI? An analysis of industry AI research. *arXiv preprint arXiv:2312.00043*.
- Drissi, M.; Watkins, O.; and Kalita, J. 2018. Hierarchical Text Generation using an Outline. In *15th International Conference on Natural Language Processing*.
- Dubey, A.; et al. 2024. The Llama 3 Herd of Models. arXiv:2407.21783.
- Fang, L.; Zeng, T.; Liu, C.; Bo, L.; Dong, W.; and Chen, C. 2021. Outline to Story: Fine-grained Controllable Story Generation from Cascaded Events. arXiv:2101.00822.
- Färber, M.; Lamprecht, D.; Krause, J.; Aung, L.; and Haase, P. 2023. SemOpenAlex: The Scientific Landscape in 26 Billion RDF Triples. In Payne, T. R.; Presutti, V.; Qi, G.; Poveda-Villalón, M.; Stoilos, G.; Hollink, L.; Kaoudi, Z.; Cheng, G.; and Li, J., eds., *The Semantic Web – ISWC 2023*, 94–112. Cham: Springer Nature Switzerland. ISBN 978-3-031-47243-5.
- Fu, Z.; Lam, W.; So, A. M.-C.; and Shi, B. 2021. A theoretical analysis of the repetition problem in text generation. In *Proceedings of the AAAI Conference on Artificial Intelligence*, volume 35, 12848–12856.
- Gans, J. S.; Murray, F. E.; and Stern, S. 2017. Contracting over the disclosure of scientific knowledge: Intellectual property and academic publication. *Research Policy*, 46(4): 820–835.
- Goldfarb-Tarrant, S.; Feng, H.; and Peng, N. 2019. Plan, Write, and Revise: An Interactive System for Open-Domain Story Generation. In *Proceedings of the 2019 Conference of the North American Chapter of the Association for Computational Linguistics (Demonstrations)*, 89–97. Minneapolis, Minnesota: Association for Computational Linguistics.
- Hamborg, F.; Elmaghraby, M.; Breitingner, C.; and Gipp, B. 2017. Automated Generation of Timestamped Patent Abstracts at Scale to Outsmart Patent-Trolls. In Mayr, P., ed., *Proceedings of the 2nd Joint Workshop on Bibliometric-Enhanced Information Retrieval and Natural Language Processing for Digital Libraries (BIRNDL 2017) : Tokyo : Japan*, number 1888 in CEUR Workshop Proceedings, 101–106. SunSITE Central Europe.
- Haney, B. S. 2019. AI patents: A data driven approach. *Chikent J. Intell. Prop.*, 19: 407.
- Holtzman, A.; Buys, J.; Du, L.; Forbes, M.; and Choi, Y. 2020. The Curious Case of Neural Text Degeneration. In *International Conference on Learning Representations*.
- Hu, E. J.; yelong shen; Wallis, P.; Allen-Zhu, Z.; Li, Y.; Wang, S.; Wang, L.; and Chen, W. 2022. LoRA: Low-Rank Adaptation of Large Language Models. In *International Conference on Learning Representations*.
- Jiang, A. Q.; Sablayrolles, A.; Roux, A.; Mensch, A.; Savary, B.; Bamford, C.; Chaplot, D. S.; de las Casas, D.; Hanna, E. B.; Bressand, F.; Lengyel, G.; Bour, G.; Lample, G.; Lavaud, L. R.; Saulnier, L.; Lachaux, M.-A.; Stock, P.; Subramanian, S.; Yang, S.; Antoniak, S.; Scao, T. L.; Gervet, T.; Lavril, T.; Wang, T.; Lacroix, T.; and Sayed, W. E. 2024. Mixtral of Experts. arXiv:2401.04088.
- Jiang, L.; and Goetz, S. 2024. Artificial Intelligence Exploring the Patent Field. arXiv:2403.04105.
- Konski, A. F.; and Wu, L. X. 2015. Inventorship and Authorship. *Cold Spring Harbor Perspectives in Medicine*, 5(11): a020859.
- Lee, J.-S. 2020. Controlling patent text generation by structural metadata. In *Proceedings of the 29th ACM International Conference on Information & Knowledge Management*, 3241–3244.
- Lee, J.-S. 2023. Evaluating Generative Patent Language Models. *World Patent Information*, 72: 102173.
- Lee, J.-S. 2024. InstructPatentGPT: Training Patent Language Models to Follow Instructions with Human Feedback. *Artificial Intelligence and Law*.
- Li, H.; Lan, T.; Fu, Z.; Cai, D.; Liu, L.; Collier, N.; Watanabe, T.; and Su, Y. 2023a. Repetition In Repetition Out: Towards Understanding Neural Text Degeneration from the Data Perspective. In *Thirty-seventh Conference on Neural Information Processing Systems*.
- Li, Y.; Chen, Q.; Yan, W.; Wang, W.; Zhang, Q.; and Sundaram, H. 2023b. Advancing Precise Outline-Conditioned Text Generation with Task Duality and Explicit Outline Control. In *Conference of the European Chapter of the Association for Computational Linguistics*.



- Lin, C.-Y. 2004. ROUGE: A Package for Automatic Evaluation of Summaries. In *Text Summarization Branches Out*, 74–81. Barcelona, Spain: Association for Computational Linguistics.
- Magerman, T.; Looy, B. V.; and Debackere, K. 2015. Does Involvement in Patenting Jeopardize One’s Academic Footprint? An Analysis of Patent-Paper Pairs in Biotechnology. *Research Policy*, 44(9): 1702–1713.
- Magerman, T.; van Looy, B.; and Debackere, K. 2011. In search of anti-commons: patent paper pairs in biotechnology. An analysis of citation flows. In *European Network of Indicator Designers (ENID) STI Indicators Conference*.
- Magerman, T.; Van Looy, B.; and Song, X. 2010. Exploring the Feasibility and Accuracy of Latent Semantic Analysis Based Text Mining Techniques to Detect Similarity between Patent Documents and Scientific Publications. *Scientometrics*, 82(2): 289–306.
- Murray, F. 2002. Innovation as Co-Evolution of Scientific and Technological Networks: Exploring Tissue Engineering. *Research Policy*, 31(8): 1389–1403.
- Murray, F.; and Stern, S. 2005. Do Formal Intellectual Property Rights Hinder the Free Flow of Scientific Knowledge? An Empirical Test of the Anti-Commons Hypothesis. w11465, w11465. Cambridge, MA: National Bureau of Economic Research.
- Pujari, S.; Strötgen, J.; Giereth, M.; Gertz, M.; and Friedrich, A. 2022. Three Real-World Datasets and Neural Computational Models for Classification Tasks in Patent Landscaping. In *Proceedings of the 2022 Conference on Empirical Methods in Natural Language Processing*, 11498–11513. Abu Dhabi, United Arab Emirates: Association for Computational Linguistics.
- Pujari, S. C.; Friedrich, A.; and Strötgen, J. 2021. A Multi-task Approach to Neural Multi-label Hierarchical Patent Classification Using Transformers. In *Advances in Information Retrieval*, 513–528. Cham: Springer International Publishing. ISBN 978-3-030-72113-8.
- Ravaut, M.; Ding, B.; Jiao, F.; Chen, H.; Li, X.; Zhao, R.; Qin, C.; Xiong, C.; and Joty, S. 2024. How Much Are LLMs Contaminated? A Comprehensive Survey and the LLMsSanitize Library. *arXiv preprint arXiv:2404.00699*.
- Robertson, S.; and Zaragoza, H. 2009. The Probabilistic Relevance Framework: BM25 and Beyond. *Foundations and Trends® in Information Retrieval*, 3(4): 333–389.
- Shalaby, W.; and Zadrozny, W. 2019. Patent Retrieval: A Literature Review. *Knowledge and Information Systems*, 61(2): 631–660.
- Shomee, H. H.; Wang, Z.; Ravi, S. N.; and Medya, S. 2024. A Comprehensive Survey on AI-based Methods for Patents. *arXiv:2404.08668*.
- Stamatis, V. 2022. End to End Neural Retrieval for Patent Prior Art Search. In Hagen, M.; Verberne, S.; Macdonald, C.; Seifert, C.; Balog, K.; Nørvåg, K.; and Setty, V., eds., *Advances in Information Retrieval*, volume 13186, 537–544. Cham: Springer International Publishing. ISBN 978-3-030-99738-0 978-3-030-99739-7.
- Sun, X.; Sun, Z.; Meng, Y.; Li, J.; and Fan, C. 2022. Summarize, Outline, and Elaborate: Long-Text Generation via Hierarchical Supervision from Extractive Summaries. In *Proceedings of the 29th International Conference on Computational Linguistics*, 6392–6402.
- Tribes, C.; Benarroch-Lelong, S.; Lu, P.; and Kobzyev, I. 2024. Hyperparameter Optimization for Large Language Model Instruction-Tuning. *arXiv:2312.00949*.
- Van Looy, B.; Baesens, B.; Magerman, T.; and Debackere, K. 2011. Assessment of Latent Semantic Analysis (LSA) Text Mining Algorithms for Large Scale Mapping of Patent and Scientific Publication Documents. *SSRN Electronic Journal*.
- Wang, Q.; Huang, J.; Lu, S.; Lin, Y.; Xu, K.; Yang, L.; and Lin, H. 2024. IPEval: A Bilingual Intellectual Property Agency Consultation Evaluation Benchmark for Large Language Models. *arXiv:2406.12386*.
- Yang, A.; Yang, B.; Hui, B.; Zheng, B.; Yu, B.; Zhou, C.; Li, C.; Li, C.; Liu, D.; Huang, F.; Dong, G.; Wei, H.; Lin, H.; Tang, J.; Wang, J.; Yang, J.; Tu, J.; Zhang, J.; Ma, J.; Yang, J.; Xu, J.; Zhou, J.; Bai, J.; He, J.; Lin, J.; Dang, K.; Lu, K.; Chen, K.; Yang, K.; Li, M.; Xue, M.; Ni, N.; Zhang, P.; Wang, P.; Peng, R.; Men, R.; Gao, R.; Lin, R.; Wang, S.; Bai, S.; Tan, S.; Zhu, T.; Li, T.; Liu, T.; Ge, W.; Deng, X.; Zhou, X.; Ren, X.; Zhang, X.; Wei, X.; Ren, X.; Liu, X.; Fan, Y.; Yao, Y.; Zhang, Y.; Wan, Y.; Chu, Y.; Liu, Y.; Cui, Z.; Zhang, Z.; Guo, Z.; and Fan, Z. 2024. Qwen2 Technical Report. *arXiv:2407.10671*.
- Yao, L.; Peng, N.; Weischedel, R.; Knight, K.; Zhao, D.; and Yan, R. 2019. Plan-and-Write: Towards Better Automatic Storytelling. *Proceedings of the AAAI Conference on Artificial Intelligence*, 33(01): 7378–7385.
- Zhang, T.; Kishore, V.; Wu, F.; Weinberger, K. Q.; and Artzi, Y. 2020. BERTScore: Evaluating Text Generation with BERT. In *International Conference on Learning Representations*.
- Zheng, L.; Yin, L.; Xie, Z.; Huang, J.; Sun, C.; Yu, C. H.; Cao, S.; Kozyrakis, C.; Stoica, I.; Gonzalez, J. E.; Barrett, C.; and Sheng, Y. 2023. Efficiently Programming Large Language Models Using SGLang. *arXiv:2312.07104*.
- Zuo, Y.; Gerdes, K.; Villemonte de La Clergerie, E.; and Sagot, B. 2024. PatentEval: Understanding Errors in Patent Generation. In *NAACL2024 - 2024 Annual Conference of the North American Chapter of the Association for Computational Linguistics*. Mexico City, Mexico.

## A Patent Outline Example

```
1 # DESCRIPTION
2
3 ## CROSS-REFERENCE TO RELATED APPLICATIONS
4
5 - reference prior applications
6
7 ## BACKGROUND
8
9 - limitations of current text recognition methods
10
11 ## SUMMARY
12
13 - outline method and system for character recognition
14
15 ## DETAILED DESCRIPTION
16
17 - introduce character recognition difficulties
18 - describe lateral approach to character recognition
19 - define views and bounding box
20 - explain binarization and noise removal
21 - describe oblique/skew detection and removal
22 - outline segmentation process
23 - explain lateral-view-based analysis and characteristic points selection
24 - describe generation of feature vector
25 - outline classification and recognition with Artificial Neural Network
26 - describe training and knowledge base of Artificial Neural Network
27 - summarize system and method block diagram
28
29 ### Handling Compound Characters
30
31 - introduce compound characters
32 - motivate lateral view based approach
33 - discuss limitations of conventional character recognition algorithms
34 - clarify scope and interpretation of patent claims
```

Listing 1: Example patent outline (short variant) for the pair W6364285-US20140112582. The outline corresponds to more than 5 pages. This example was randomly selected.



## C Hyperparameters

Generation		Training	
Parameter	Value	Parameter	Value
max sequence length	8192	max sequence length	8192
temperature	0.6	learning rate	0.00031622
		scheduler	cosine
		warmup ratio	0.1
		epochs	3
		batch size	32
		lora alpha	60
		lora dropout	0.05
		lora r	128

Table 6: Hyperparameters during generation and training. Training parameters are adopted from Tribes et al. (2024). We run the experiments on Nvidia H100 80GB GPUs. We use a single H100 for inference and training of the 8B model and 4xH100 for the inference of the larger models using tensor parallel. We estimate the total number of GPU-hours to be 720.

## D SPARQL Query

```
1 PREFIX fabio: <http://purl.org/spar/fabio/>
2 PREFIX dct: <http://purl.org/dc/terms/>
3 PREFIX soa: <https://semopenalex.org/ontology/>
4 PREFIX foaf: <http://xmlns.com/foaf/0.1/>
5 PREFIX datacite: <http://purl.org/spar/datacite/>
6
7 SELECT DISTINCT
8   ?paper ?authors ?author_names ?author_overlap ?title ?abstract ?date ?doi
9   (GROUP_CONCAT(?location; SEPARATOR="\n") as ?locations)
10  (GROUP_CONCAT(?url; SEPARATOR="\n") as ?urls)
11  (GROUP_CONCAT(?pdf_url; SEPARATOR="\n") as ?pdf_urls)
12  (GROUP_CONCAT(?license; SEPARATOR="\n") as ?licenses)
13
14 WHERE {
15   SELECT DISTINCT
16     ?paper
17     (GROUP_CONCAT(DISTINCT ?author; SEPARATOR="\n") as ?authors)
18     (GROUP_CONCAT(DISTINCT ?author_name; SEPARATOR="\n") as ?author_names)
19     (SAMPLE(?author_overlap) as ?author_overlap)
20     (SAMPLE(?title) as ?title)
21     (SAMPLE(?abstract) as ?abstract)
22     (SAMPLE(?date) as ?date)
23     (SAMPLE(?doi) as ?doi)
24     ?location
25     ?url
26     ?pdf_url
27     ?license
28
29   WHERE {
30     # Information required for Matching
31     ?paper a soa:Work ;
32     dct:creator ?author ;
33     dct:title ?title ;
34     dct:abstract ?abstract ;
35     dct:date ?date ;
36     datacite:doi ?doi .
37
38     ?author foaf:name ?author_name .
39
40     # Optional Information for Downloading
41     OPTIONAL {
42       ?paper soa:hasLocation ?location .
43       OPTIONAL { ?location fabio:hasURL ?url_ . }
44       OPTIONAL { ?location soa:pdfUrl ?pdf_url_ . }
45       OPTIONAL { ?location dct:license ?license_ . }
46       BIND(COALESCE(?url_, "<EMPTY_PLACEHOLDER>") as ?url)
47       BIND(COALESCE(?pdf_url_, "<EMPTY_PLACEHOLDER>") as ?pdf_url)
48       BIND(COALESCE(?license_, "<EMPTY_PLACEHOLDER>") as ?license)
49     }
50
51     # Count number of matching authors
52     {
53       SELECT ?paper ?author_overlap
54       WHERE {
55         {
56           SELECT ?paper (COUNT(DISTINCT ?author) AS ?matching_authors)
57           WHERE {
58             ?paper dct:creator ?author .
59             ?author ?p ?name .
60             FILTER (?p IN (foaf:name, soa:alternativeName))
61             FILTER (?name IN (<AUTHOR_LIST>))
62           }
63           GROUP BY ?paper
64           ORDER BY DESC(?matching_authors)
65           LIMIT 500 # having too many results in the subquery will make query time out
66         }
67
68         ?paper dct:date ?date .
69
70         BIND(xsd:float(?matching_authors) / xsd:float(<NUM_AUTHORS>) as ?author_overlap)
71         FILTER (?author_overlap >= <AUTHOR_OVERLAP_THRESHOLD>)
72         FILTER (?date > "<DATE_EARLIEST>"^^xsd:dateTime)
73         FILTER (?date < "<DATE_LATEST>"^^xsd:dateTime)
74       }
75     }
76   }
77   GROUP BY ?paper ?location ?url ?pdf_url ?license
78   HAVING (COUNT(?author) > 1)
79 }
80 GROUP BY ?paper ?authors ?author_names ?author_overlap ?title ?abstract ?date ?doi
```

Listing 2: SPARQL query template used to retrieve papers for a given patent from SemOpenAlex. Template variables <var> are filled based on the query patent.

## E Summary Generation Prompt

```
1 <|begin_of_text|><|start_header_id|>system<|end_header_id|>
2
3 You are a highly skilled patent attorney with decades of experience in drafting high-quality patent applications. You answer every
  question in the most concise way possible, without adding unnecessary explanations.<|eot_id|><|start_header_id|>user<|end_header_id|
  |>
4
5 ### INSTRUCTION
6
7 For the sections of a patent application shown below, write a bullet list that summarizes the discourse structure of the document.
8
9 ### OUTPUT FORMAT
10
11 The output needs to be in markdown syntax. Keep the headings as they are and add bullet lists summarizing the structure of each section.
  Do NOT write nested lists.
12
13 ### GUIDELINES
14
15 Here are important guidelines you need to follow:
16
17 - {n_words} words per bullet: Every bullet point should summarize roughly {n_words} words in just a couple of words on a very high
  level.
18 - Structure, not content: The bullet points should not contain all the content. You should not write a summary of the content, but a
  summary of the structure! For instance, you should write 'motivate neural networks' rather than writing what the motivation for a
  neural network is.
19 - Start with verbal phrases: If applicable, start the bullet points with phrases like 'define', 'motivate', 'summarize', 'limitations
  of', 'application of' or 'embodiment'. You are not restricted to this set of phrases, just use them as inspiration. Avoid
  overusing the phrase 'describe'.
20 - Specificity: Avoid overly generic bullet points like 'define method' at all cost!
21 - Conciseness: Keep every bullet point as concise as possible! Do NOT write more than 5 words per bullet!
22 - {n_bullets} bullet points in total: You have a fixed budget of bullet points for the whole text. Make sure to write exactly {
  n_bullets} bullet points in total. This is with respect to all the text you are shown.
23 - Coverage: Since you cannot write more than {n_bullets} bullet points in total, make sure you don't make the list too fine-grained
  in the beginning. All text must be covered! Use numbers '(i/n)' after the dash as progress indicators with respect to the current
  section.
24
25 ### EXAMPLE
26
27 Here is an example of the output format:
28
29 ```md
30 # HEADING 1 (0 bullet points)
31
32 ## HEADING 1.1 (2 bullet points)
33
34 - (1/2) introduce neural networks
35 - (2/2) advantage over svm
36
37 ## HEADING 1.2 (3 bullet points)
38
39 - (1/3) derivation of backpropagation
40 - (2/3) software design of automatic differentiation
41 - (3/3) example applications
42 ```
43
44
45 ### Inputs
46
47 Here is the patent application you need to summarize:
48
49 ```md
50 {context}
51 ```<|eot_id|>
```

Listing 3: Prompt used to generate bullet point summaries with Llama-3 70B



## F Patent Generation Prompt

```
1 ### ROLE
2
3 You are a highly skilled patent attorney with decades of experience in drafting high-quality patent applications.
4 You assist scientists in transforming their scientific discoveries into lucrative patents.
5
6 ### TASK DESCRIPTION
7
8 Your task is to draft a patent application.
9
10 ### INPUTS
11
12 As input, you will be provided a research paper and a patent outline, each serving a distinct purpose.
13
14 1. Research Paper:
15
16 The research paper describes a novel invention to be patented.
17 The scientist has selected the most relevant excerpts from the paper.
18 Your task is to extract the invention from the paper and write a patent application for it.
19
20 2. Patent Outline:
21
22 The patent outline summarizes the desired discourse structure of the patent document.
23 It is in markdown format and contains a number of bullet points per section.
24 Use this outline as a rough guidance during drafting.
25 Note that the number of bullet points is also a strong indicator of the desired length! If bullet points are provided, each one
    corresponds to about 71 words or 1 paragraphs on average.
26 You should cover all content mentioned in the outline but you are not restricted to it! Feel free to add any further information that you
    feel would improve the patent application.
27
28 3. Prior Patent Outline:
29
30 Unless you are asked to generate the beginning of a patent, the user will also provide you with the outline of all prior content.
31 Use it as global context where you currently stand in the process and do not repeat yourself.
32
33 ### GUIDELINES
34
35 There are a couple of guidelines you need to follow strictly:
36
37 - You might be asked to draft only parts of a patent document. Do not draft the whole patent but only those sections requested by the
    user.
38 - Copy the headings from the outline exactly. You must include only the headings provided in the outline!
39 - You must always write complete sentences and avoid keywords, bullet lists and enumerations!
40 - You must use proper language and maintain a very high level of detail, as you would expect to find in a good patent!
41 - The patent must act as a standalone document, therefore do not refer to the research paper in the patent!
```

Listing 4: System prompt used for outline-guided paper-to-patent generation

```

1 Here are the most relevant parts of the research paper describing the invention:
2
3 ```md
4 # Abstract
5
6 Background Heart failure patients with reduced ejection fraction (HFREF) are heterogenous, and our ability to identify patients likely to
  respond to therapy is limited. We present a method of identifying disease subtypes using high-dimensional clinical phenotyping and
  latent class analysis that may be useful in personalizing prognosis and treatment in HFREF. Methods A total of 1121 patients with
  nonischemic HFREF from the  $\beta$ -blocker Evaluation of Survival Trial were categorized according to 27 clinical features. Latent class
  analysis was used to generate two latent class models, LCM A and B, to identify HFREF subtypes. LCM A consisted of features
  associated with HF pathogenesis, whereas LCM B consisted of markers of HF progression and severity. The Seattle Heart Failure Model
  (SHFM) Score was also calculated for all patients. Mortality, improvement in left ventricular ejection fraction (LVEF) defined as
  an increase in LVEF  $\geq 5\%$  and a final LVEF of 35% after 12 months, and effect of bucindolol on both outcomes were compared across
  HFREF subtypes. Performance of models that included a combination of LCM subtypes and SHFM scores towards predicting mortality and
  LVEF response was estimated and subsequently validated using leave-one-out cross-validation and data from the Multicenter Oral
  Carvedilol Heart Failure Assessment Trial. Results A total of 6 subtypes were identified using LCM A and 5 subtypes using LCM B.
  Several subtypes resembled familial clinical phenotypes. Prognosis, improvement in LVEF, and the effect of bucindolol treatment
  differed significantly between subtypes. Prediction improved with addition of both latent class models to SHFM for both 1-year
  mortality and LVEF response outcomes. Conclusions The combination of high-dimensional phenotyping and latent class analysis
  identifies subtypes of HFREF with implications for prognosis and response to specific therapies that may provide insight into
  mechanisms of disease. These subtypes may facilitate development of personalized treatment plans.
7
8
9 # Introduction
10
11 ...
12
13 We hypothesize that subtypes of nonischemic HFREF exist that may be differentiated by constellations of clinical features that reflect
  underlying pathophysiology. These subtypes may have variable clinical courses and responses to treatment, and identification of
  these subtypes may provide insight into mechanisms of HFREF and facilitate personalized prediction of outcomes and treatment
  response. Traditional outcomes-driven analyses are limited in the number of clinical features that can be evaluated due to the
  number of potential interactions between features contributing to the development and progression of HFREF. Latent class analysis
  is one statistical method of identifying groups of individuals within a population that share similar patterns of categorical
  variables such as symptoms or comorbid conditions, and it has been used in a number of medical disciplines including heart failure
  for exploration, characterization, and validation of diseases subtypes as well as for risk stratification and prediction of
  treatment response. [3]-[9] Latent class analysis has also been used to establish diagnostic standards for complex disease
  syndromes, and use of latent class analysis has been proposed as a method of dealing with large numbers of complex interactions and
  multiple comparisons in determining likelihood of response to interventions. [10]-[12] Briefly, latent class analysis hypothesizes
  the existence of unobserved classes within a population that explain patterns of association between variables and uses maximum-
  likelihood estimation to divide the population into subgroups by calculating a probability of subgroup membership for each symptom
  or comorbidity. An individual's subgroup membership may therefore depend on the presence or absence of many different
  characteristics in a given model. When the population in question has a shared disease, the results are data-driven definitions of
  disease subtypes where each subtype is characterized by a distinct combination of clinical features. Many clinical variables can
  thereby be incorporated into an analytic model while preserving statistical power for outcomes analysis by identifying the most
  prevalent combinations of variables upon which to focus. We propose using complex phenotype descriptions of patients in combination
  with latent class analysis to identify subtypes of nonischemic HFREF that may have different prognoses and likelihoods of
  treatment response.
14
15 ...
16
17
18 # Methods
19
20
21 ## Trial Design
22
23 The design of BEST has been described previously. [14], [15] A list of all recruitment sites is found in the Appendix S1. All patients
  had New York Heart Association (NYHA) class III or IV HFREF (LVEF  $\leq 35\%$ ) and were randomized in a double-blind fashion to either
  bucindolol or placebo. Patients were considered ischemic if they had  $\geq 70\%$  obstruction in a major epicardial coronary artery by
  angiography or evidence of prior myocardial infarction and excluded from this analysis. [16] The primary endpoint was cumulative
  all-cause mortality. Secondary endpoints were all-cause mortality at one year and LVEF response defined as improvement in LVEF  $\geq 5\%$ 
  with a final LVEF of  $\geq 35\%$  as measured using multi-gated acquisition scan (MUGA). The design of MOCHA has also been described
  previously. [13] All patients had an LVEF  $\leq 35\%$ , were mostly NYHA class II or III and had stable HF symptoms for 1 month prior to
  enrollment. They were randomized to placebo, low (6.25 mg bid), medium (12.5 mg bid), or high-dose (25 mg bid) carvedilol. Death
  and LVEF improvement as measured by MUGA were secondary endpoints in the original MOCHA analysis. Mortality data was only available
  up to one year of follow-up in MOCHA.

```

Listing 5: User prompt used for outline-guided paper-to-patent generation (Part 1)

```

1  ## Identification And Definition Of Latent Classes
2
3  Patients were scored according to 27 clinical features (Tables 1 and 2). Criteria were encoded and applied in a MySQL server environment
  (Oracle Corporation, Redwood Shores, CA). [17] Patient clinical profiles were analyzed collectively using latent class analysis
  [18] applied to two sets of clinical variables we designated as Latent Class Models (LCM) A and B (Tables 1 and 2). LCM A and B
  differed only in the clinical variables included in each model. LCM A included variables that describe a patient's non-cardiac
  characteristics that can contribute to the pathogenesis of HFREF including age, gender, race, body mass index, and presence of
  comorbidities such as diabetes, atrial fibrillation, or valvular disease. [19]-[23] LCM B included variables that describe cardiac
  function, progression, and severity of HFREF including right- and left-ventricular function, hemodynamic parameters such as heart
  rate and blood pressure, end-organ function such as estimated creatinine clearance, and signs of venous congestion such as jugular
  venous distension and alanine aminotransferase levels. [24]-[33] In total, 3 variables were included in both models: body mass
  index, creatinine clearance, and hematocrit. All 3 variables have been implicated in the pathogenesis of HFREF and can also be
  markers of severity of HFREF. [34], [35] They were included in both models to illustrate that the variable implications of clinical
  features in different contexts may be represented using this approach. [34], [36]-[40] Two sets of related variables were also
  included: age of HF onset (LCM A) vs. chronologic age (LCM B) and presence of hypertension (LCM A) vs. presence of hypotension (LCM
  B). Age of HF onset, a static value, may be relevant to the HFREF etiology, while chronologic age may be related to HF progression
  . Similarly, presence of hypertension (LCM A) may be related to HF etiology while hypotension (LCM B) may be a marker of advanced
  HF.
4
5  ...
6
7
8  ## Association Between Latent Class Models And Outcomes
9
10 ...
11
12
13 ## Validation Of Multivariate Models
14
15 ...
16
17
18 # Results
19
20
21 ## Patient Characteristics
22
23 ...
24
25
26 ## Latent Class Model A (Table 1)
27
28 LCM A subtypes were characterized by distinct collections of clinical features that frequently resembled known HFREF syndromes. Subtype
  A1 was characterized by advanced age of onset, non-Caucasian race, male gender, HTN, mild-moderate renal insufficiency, and
  elevated rates of atrial fibrillation (24.5%). Subtype A2 was characterized by middle age of onset, female gender, moderate renal
  insufficiency, anemia, high body mass index, and very high rates of diabetes mellitus (74.6%), hypertension (95.0%), hyperlipidemia
  (93.8%), and hypertriglyceridemia (91.1%). Subtype A3 was characterized by middle age of onset, female gender, Caucasian race,
  hyperlipidemia, hypertriglyceridemia, anemia, and the presence of left bundle branch block (LBBB). Subtype A4 was characterized by
  young age of onset, non-Caucasian race, obesity, anemia, and lower rates of traditional cardiac risk factors such as hyperlipidemia
  , hypertriglyceridemia, and diabetes mellitus. Subtype A5 was characterized by advanced age of onset, Caucasian race, atrial
  fibrillation (86.2%), mitral valve disease (48.3%), aortic valve disease (21.8%), history of pacemaker placement (42.5%), and a
  significantly higher rate of prior sudden cardiac death (16.1%). This subtype had the smallest number of subjects (7.8%), whereas
  subtype A6 was the largest with 28.3% of subjects. Subtype A6 was characterized by middle age of onset, Caucasian race, male gender
  (100%), high body mass index, hypertension, hyperlipidemia, and hypertriglyceridemia with less associated diabetes mellitus
  (32.8%) than was seen in Subtype A2.
29
30
31 ## Latent Class Model B (Table 2)
32
33 ...
34
35
36 ## Association With Outcomes
37
38 ...
39
40
41 ## Differences In Treatment Effects Between Latent Classes
42
43 ...
44
45
46 ## Combined Models
47
48 ...
49
50
51 ## Model Comparisons
52
53 ...
54
55
56 ## Validation
57
58 ...

```

Listing 6: User prompt used for outline-guided paper-to-patent generation (Part 2)

```

1
2 # Discussion
3
4 Using the combination of high-dimensional clinical phenotyping and latent class analysis, we have identified a number of HFREF subtypes
with distinct clinical profiles that demonstrate significant variation in prognosis as measured by all-cause mortality and response
to bucindolol as measured by reduction in mortality and increased likelihood of LVEF response (Figure 4). Several of the LCM A
subtypes resemble previously described nonischemic HFREF phenotypes, while LCM B subtypes model HF progression and severity. The
latent class models, particularly LCM A, remained significantly associated with certain outcomes after combining them with the SHFM
, suggesting that the information in the latent class models is different from the information in the SHFM Score. Taken together,
these results suggest that our approach to HFREF subtype identification may be useful for identifying patients with potentially '
reversible' HFREF as well as those more likely to benefit from bucindolol.
5
6
7 ## Insight Into Mechanisms Of Disease And Treatment Response
8
9 ...
10
11
12 ## Identification Of Hfref Subtypes Using Latent Class Analysis
13
14 This analysis demonstrates the potential utility of combining high-dimensional clinical phenotyping and latent class analysis for
identifying relevant subtypes of HFREF. It is impossible to determine multivariate odds ratios for all of the variables included in
the latent class models presented here using a traditional regression model, as the number of possible interactions (26,542,080
and 432,000,000 for LCM A and LCM B, respectively) prevents calculation using realistic sample sizes. Latent class analysis
provides a quantitative mechanism of reducing the number of comparisons by aggregating individuals with similar clinical profiles.
Our approach produces data-driven definitions of HFREF subtypes that integrate a large number of clinical features but are not
dependent on any one feature for classification. Consequently, a feature like age may not have the same implications among all
individuals. For example, subtype A4 is associated with worse outcomes than subtypes A2 or A6 despite younger age and lower burden
of comorbid diseases. Clinical features may therefore be associated with a conditional probability for different outcomes depending
on their context, capturing relevant interactions between comorbid conditions without direct calculation of all possible
interactions. The added value of LCM A and B membership to SHFM for predicting survival despite sharing several common variables
suggests that LCM A and B subtype may provide additional prognostic information to the SHFM Score. Finally, the variability in
clinical outcomes observed between subtypes suggests that this approach could be useful in identifying patients with higher
likelihood of HFREF reversibility in the absence of an obvious reversible etiology or conversely for identifying high risk patients
for accelerated advanced HFREF therapy.
15
16
17 ## Implementation And Sharing
18
19 ...
20
21
22 ## Limitations
23
24 ...
25
26 Another important limitation is the generalizability of these latent class definitions. Utilization of the coefficients derived in this
analysis to determine LCM subtype for other patients assumes that the patient population is the same as the nonischemic patients
enrolled in BEST. This assumption may be particularly problematic for LCM B, which includes LVEF in its definition. Like all
clinical trials, the inclusion and exclusion criteria of the BEST study are a critical source of selection bias and limit the
generalizability of any predictive models developed from BEST to patients that do not meet those entry criteria. [14] This is
especially relevant for data-driven latent class models like those presented here, as subtype definitions are by definition
dependent on the original study population, and patient subtypes not present in the derivation population might be misidentified.
It must also be remembered that latent classes only represent patterns of the variables included in the models, and that those
latent classes may not necessarily exist as recognizable patient types in an independent population, [6] due in part to other
variables that may be important in a disease process. The utility of these models must therefore be validated further in other
patient populations, and the definitions of subtypes will need to be revised over time as more diverse patient populations are
incorporated.
27
28 ...
29
30
31 ## Conclusion
32
33 High-dimensional phenotyping combined with latent class analysis provide a method of identifying subtypes of nonischemic HFREF patients
who may have shared pathophysiology with implications for prognosis and response to bucindolol therapy. Significant reduction in
all-cause mortality and increase in likelihood of LVEF response was associated with bucindolol treatment in specific groups
identified using these classification methods. Identification of patients' HFREF subtype may provide a means of personalizing
clinical prognosis and estimating likelihood of responding to medical treatment.
34
35
36 ```

```

Listing 7: User prompt used for outline-guided paper-to-patent generation (Part 3)

```

1 Here is the outline of the desired patent application. Per bullet point, write roughly 1 paragraphs or 71 words.
2
3
4 First, here is the outline of what you have already written:
5
6 ```md
7 # DESCRIPTION
8
9 ## FIELD OF THE INVENTION
10
11 - define field of invention
12
13 ## BACKGROUND OF THE INVENTION
14
15 - describe heart failure
16 - limitations of current therapy
17
18 ## SUMMARY OF THE INVENTION
19
20 - motivate invention
21 - introduce HDCP and LCA
22 - describe subtypes and stages of non-ischemic HF
23 - correlate subtypes and stages with clinical course and  $\beta$ -blocker response
24 - describe retrospective analysis of BEST data
25 - compare results with SHFM predictions
26 - assess utility of SHFM in predicting response to  $\beta$ -blocker
27 - list exemplary  $\beta$ -blockers
28 - describe calculated SHFM Score
29 - evaluate  $\beta$ -blocker treatment, HF subtype, HF stage, and SHFM
30 - identify 6 HF subtypes and 5 HF stages
31 - associate HF subtype, HF stage, and SHFM with mortality and EF improvement
32 - perform multivariate analysis
33 - improve predictive performance with HF subtype and HF stage information
34 - describe method for predicting response to  $\beta$ -blocker therapy
35 - determine HF subtype and HF stage
36 - use HDCP to identify HF subtypes and HF stages
37 - describe method for treating non-ischemic HF patient
38 - determine treatment procedure for non-ischemic HF patient
39 - describe apparatus for determining HF subtype, HF stage, or combination thereof
40 ```
41
42 Now, continue drafting and add the following points:
43
44 ```md
45 # DESCRIPTION
46
47 ## DETAILED DESCRIPTION OF THE INVENTION
48
49 - introduce non-ischemic HF patient prediction methods
50 - motivate classification of patients into subtypes
51 - describe clinical features influencing HF subtype and stage
52 - list clinical conditions used to determine HF subtype and stage
53 - outline steps to determine HF subtype
54 - explain calculation of HF subtype probability
55 - describe determination of HF stage
56 - outline apparatuses for determining HF subtype and stage
57 - describe input device for entering clinical condition information
58 - explain database for storing coefficients
59 - outline output device for displaying HF subtype and stage
60 - discuss updating coefficients with additional data
61 - describe high-throughput phenotyping method
62 - outline CPU and microprocessor for calculating HF subtype and stage
63 ```
64 Limit your response to the sections mentioned in the summary: "DETAILED DESCRIPTION OF THE INVENTION". Remember what you have already
    written and do not repeat yourself.

```

Listing 8: User prompt used for outline-guided paper-to-patent generation (Part 4)

## G Document Parsing Pipeline

In total, we use three different data sources for the full texts. For the patents, we use the USPTO bulk downloads<sup>10</sup>. For the papers, we use PubMed if available and PDF otherwise. The goal is to extract a clean representation of the full text into a common JSON format. In this format, every section has a title, a list of paragraphs and a list of subsections. We write parsers for the XML formats from USPTO, PubMed and the PDF parser Grobid<sup>11</sup>. In addition, we perform several cleaning steps:

1. **PDF Hierarchy Reconstruction.** The JSON format is hierarchical by nature, for instance to enable better chunking of patents and section-based retrieval from papers. However, Grobid does not detect section levels if the sections are not numbered. To reconstruct the levels in these cases, we implement a solution that searches for the headings in the PDF file, extracts their font properties, orders them by size, boldness and capitalization, and infers the levels from that.
2. **Patent Hierarchy Reconstruction.** In USPTO's patent XML files, there is a level attribute associated with every heading, but we find that it is rarely correct; most headings are placed on the same level. To reconstruct the levels, we pass the list of headings to an LLM and instruct it to infer the levels based on their names (e.g., "Example 1" and "Example 2" and likely children of "EXAMPLES").
3. **Formula Conversion.** Many patents and papers include formulas that can be an important part of the document. However, in USPTO's and PubMed's XML formats, formulas are represented in MathML syntax, which is extremely hard to read and arguably hard to generate. To that end, we convert all MathML formulas to latex using pandoc<sup>12</sup>.
4. **Metadata Section Filtering.** Patents usually contain a number of metadata sections in the full text, such as information regarding funding or cross-references to related patents. To filter out these sections, we collect a list of such heading names and remove a section if its heading has a Levenshtein distance less than 3 to any one of the blacklisted headings.

---

<sup>10</sup><https://bulkdata.uspto.gov/>

<sup>11</sup><https://github.com/kermitt2/grobid>

<sup>12</sup><https://github.com/jgm/pandoc>



## H Dataset Statistics

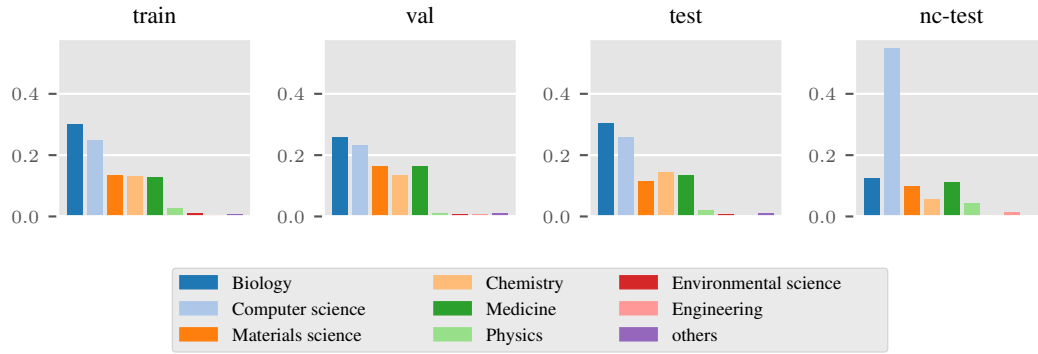


Figure 5: Distribution of domains across dataset splits. Domains are extracted from OpenAlex.

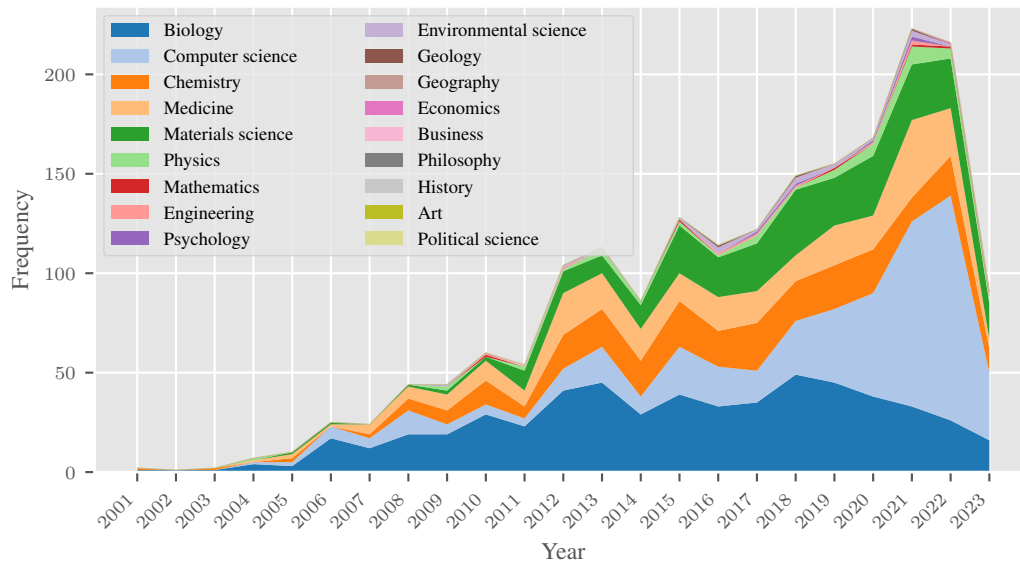


Figure 6: Distribution of domains over time. Domains are extracted from OpenAlex.

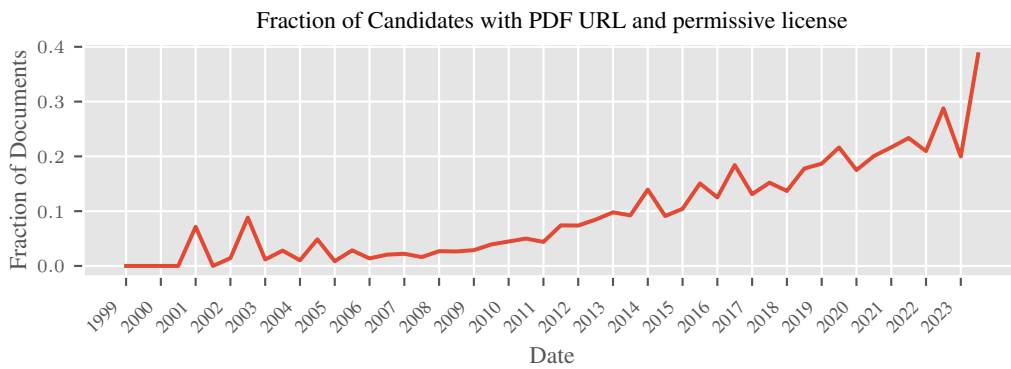


Figure 7: Fraction of permissive licenses over time.

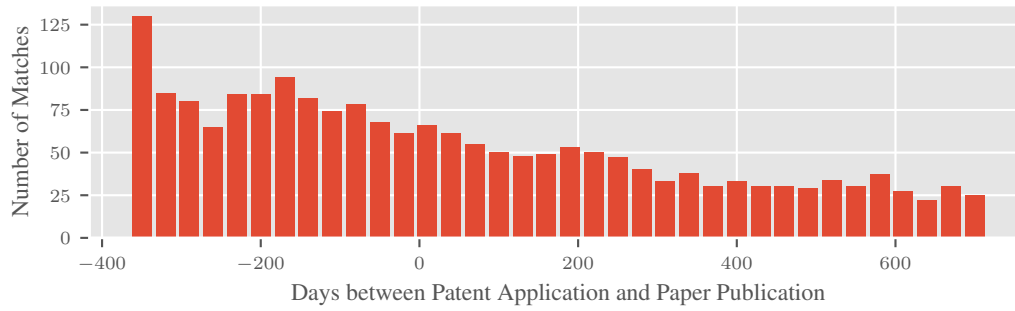


Figure 8: Date offsets between patents and papers. Negative offset means paper was published first.