

LEARNING A NEURAL SOLVER FOR PARAMETRIC PDE TO ENHANCE PHYSICS-INFORMED METHODS

Lise Le Boudec^{1*†} Emmanuel De Bézenac^{2*} Louis Serrano¹
 Ramon Daniel Regueiro-Espino¹ Yuan Yin¹ Patrick Gallinari^{1,3}

¹ Sorbonne Université, CNRS, ISIR, F-75005 Paris, France

² Seminar for Applied Mathematics, ETH, Zurich, Switzerland

³ Criteo AI Lab, Paris, France

† Corresponding author: lise.leboudec@isir.upmc.fr

ABSTRACT

Physics-informed deep learning often faces optimization challenges due to the complexity of solving partial differential equations (PDEs), which involve exploring large solution spaces, require numerous iterations, and can lead to unstable training. These challenges arise particularly from the ill-conditioning of the optimization problem, caused by the differential terms in the loss function. To address these issues, we propose learning a solver, i.e., solving PDEs using a physics-informed iterative algorithm trained on data. Our method learns to condition a gradient descent algorithm that automatically adapts to each PDE instance, significantly accelerating and stabilizing the optimization process and enabling faster convergence of physics-aware models. Furthermore, while traditional physics-informed methods solve for a single PDE instance, our approach addresses parametric PDEs. Specifically, our method integrates the physical loss gradient with the PDE parameters to solve over a distribution of PDE parameters, including coefficients, initial conditions, or boundary conditions. We demonstrate the effectiveness of our method through empirical experiments on multiple datasets, comparing training and test-time optimization performance¹.

1 INTRODUCTION

Partial Differential Equations (PDEs) are ubiquitous as mathematical models of dynamical phenomena in science and engineering. Solving PDEs is of crucial interest to researchers and engineers, leading to a huge literature on this subject (Evans, 2010; Salsa, 2015). Traditional approaches to solving PDEs such as finite difference, finite element analysis or spectral methods (Zienkiewicz et al., 2005; LeVeque, 2007) often come with stability and convergence guarantees, but suffer from a high computational cost. Improving numerical PDE solvers through faster and more accurate algorithms remains an active research topic (Zienkiewicz et al., 2005).

PDE solvers usually rely on discretization and/or linearization of the problem through various techniques, to simplify the computations. Iterative methods such as Jacobi, Gauss-Seidel, Conjugate Gradient, and Krylov subspace methods can then be used to solve the resulting systems. Unfortunately, many PDEs have an ill-conditioned nature and these iterative processes can demand extensive computational resources. Preconditioning techniques are often essential to mitigate this, though they require precise customization to the specific PDE problem, making the development of effective solvers a significant research endeavor in itself. Yet, the computational demands, time, and expertise required to develop these algorithms sometimes make them impractical or sub-optimal for specific classes of problems. Instead of relying on hand-designed algorithms, researchers have investigated, as an alternative, the use of machine learning for training iterative PDE solvers Hsieh et al. (2019); Li et al. (2023a); Rudikov et al. (2024); Kopaničáková et al. (2023). These approaches usually parallel the classical numerical methods by solving a linear system resulting from the discretization of a PDE,

¹Code will be released soon at <https://github.com/2aillesB/neural-solver>

for example, using finite differences or finite elements. A preconditioner is learned from data by optimizing a residual loss computed w.r.t. a ground truth solution obtained with a PDE solver. This preconditioner is used on top of a baseline iterative solver and aims at accelerating its convergence. Examples of baseline solvers are the conjugate gradient (Li et al., 2023a; Rudikov et al., 2024) or the Jacobi method Hsieh et al. (2019).

Another recent research direction investigates the use of neural networks for building surrogate models in order to accelerate the computations traditionally handled by numerical techniques. These methods fall into two main categories: *supervised* and *unsupervised*. The *supervised* methodology consists of first solving the PDE using numerical methods to generate input and target data and then regressing the solution using neural networks in the hope that this surrogate could solve new instances of the PDE. Many models, such as Neural Operators, lie within this class (Li et al., 2020; Raonić et al., 2023; Bartolucci et al., 2023) and focus on learning the solution operator directly through a single neural network pass. *Unsupervised* approaches, involve considering a neural network as a solution of the PDE. The neural network parameters are found by minimizing the PDE residual with gradient descent. Methods such as Physics-Informed Neural Networks (PINNs) (Raissi et al., 2019), or DeepRitz (E & Yu, 2018) fall under this category. This family of methods is attractive as it does not rely on any form of data, but only on information from the PDE residual. However, they exhibit severe difficulties for training (Krishnapriyan et al., 2021; Ryck et al., 2023), often requiring many optimization steps and sophisticated training schemes (Krishnapriyan et al., 2021; Rathore et al., 2024). The ill-conditioned nature of PDEs residual loss appears again in this context, making standard optimizers such as Adam inappropriate. A more detailed review of the existing literature is described in appendix A.

In this work, we consider having access to the PDE as in unsupervised approaches and also to some data for training our neural solver. Our objective is to solve the optimization issues mentioned above by *learning an iterative algorithm that solves the PDE* from its residual defined as in the PINNs framework (see fig. 1). This *neural solver* is trained from data, either simulations or observations. Different from the classical ML training problem which aims at learning the parameters of a statistical model from examples, the problem we handle is learning to learn Andrychowicz et al. (2016), i.e. learning an iterative algorithm that will allow us to solve a learning problem. When vanilla PINNs handle a single PDE instance, requiring retraining for each new instance, we consider the more complex setting of solving parametric PDEs, the parameters may include boundary or initial conditions, forcing terms, and PDE coefficients. Each specific instance of the PDE, sampled from the PDE parameter distribution, will then be considered as a training example. The objective is then to learn a solver from a sample of the parametric PDE distribution in order to accelerate inference on new instances of the equation. With respect to unsupervised approaches, our model implements an improved optimization algorithm, tailored to the parametric PDE problem at hand instead of using a hand-defined method such as stochastic gradient descent (SGD) or Adam. As will be seen in the experimental section, this idea will prove extremely effective for the ill-posed problem of optimizing PINNs objective, allowing convergence in a few steps. In the proposed methodology, the neural solver will make use of gradient information computed by a baseline gradient method in order to accelerate its convergence. In our instantiation, we will use SGD as our baseline algorithm, but the method could be easily extended to other baselines. Our model deviates from the traditional preconditioning methods by directly optimizing the non-linear PDE residual loss (Raissi et al., 2019) without going through the discretization steps. Our contribution includes :

- Setting an optimization framework for learning to iteratively solve parametric PDEs from physics-informed loss functions. We develop an instantiation of this idea using an SGD baseline formulation. We detail the different components of the framework as well as training and inference procedures.
- Evaluating this method on challenging PDEs for physics-informed method, including failure cases of classical PINNs and showing that it solves the associated optimization issues and accelerates the convergence.
- Extending the comparison to several parametric PDEs with varying parameters from 1d static to 2d+time problems. We perform a comparison with baselines demonstrating a significant acceleration of the convergence w.r.t. baselines.

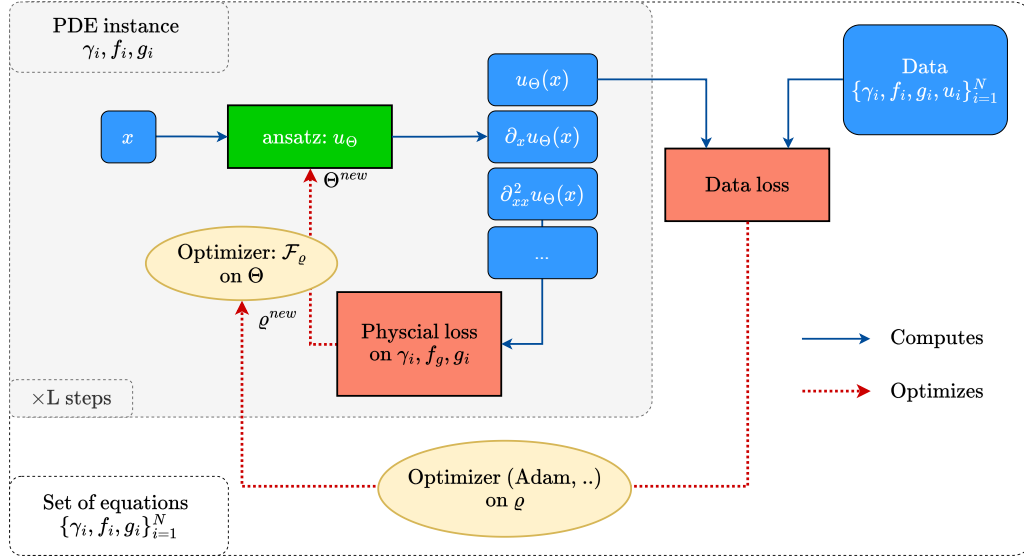


Figure 1: Optimization scheme of a physics-informed method with our framework.

2 MOTIVATION

Let us first motivate our objective with a simple example. Physics-informed neural networks (PINNs) are a promising tool for optimizing neural networks in an unsupervised way to solve partial differential equations (PDEs). However, these methods are notoriously difficult to train (Krishnapriyan et al., 2021; Ryck et al., 2023). As an illustrative example of this challenge, let us solve the zero-boundary Poisson equation in 1d on $\Omega = [-\pi, \pi]$.

Poisson equation, 1d. The solution is given by $u(x) = \sin(kx)$.

$$\begin{aligned} u''(x) &= -k^2 \sin(kx), \\ u(-\pi) &= 0, \quad u(\pi) = 0. \end{aligned} \quad (1)$$

Physics-informed machine learning relies on an *ansatz space of parametric functions*, e.g. neural networks $u_\Theta : \Omega \mapsto \mathbb{R}$, minimizing the following loss in order to satisfy the constraints in equation 1:

$$\begin{aligned} \mathcal{L}_{\text{PDE}} &= \mathcal{L}_{\text{Res}} + \lambda \mathcal{L}_{\text{BC}}, \quad \mathcal{L}_{\text{Res}} = \int_{\Omega} |u''_{\Theta}(x) - f(x)|^2 dx, \\ \mathcal{L}_{\text{BC}} &= \frac{1}{2} [u_{\Theta}(-\pi)^2 + u_{\Theta}(\pi)^2]. \end{aligned}$$

As a simple example, consider the parametrization given by considering a linear combination of Fourier features widely used (Tancik et al., 2020)², $u_{\Theta}(x) = \sum_{k=-K}^K \theta_k \phi_k(x)$, with $\phi_0(x) = \frac{1}{\sqrt{2\pi}}$, $\phi_{-k}(x) = \frac{1}{\sqrt{\pi}} \cos(kx)$ and $\phi_k(x) = \frac{1}{\sqrt{\pi}} \sin(kx)$ for $1 \leq k \leq K$.

This simple but informative example yields a tractable gradient descent algorithm, as the associated updates are linear in the parameters, governed by a matrix A and constant b :

$$\begin{aligned} \Theta_{l+1} &= \Theta_l - \eta \nabla \mathcal{L}_{\text{PDE}}(\Theta_l) \\ &= (I - \eta A) \Theta_l + b \end{aligned} \quad (2)$$

²Note that even though the ansatz is linear in Θ , it is not linear in x .

with A whose condition number is $\kappa(A) := \lambda_{\max}(A)/\lambda_{\min}(A) \geq K^4$:

$$A = \begin{bmatrix} 0^4 & 0 & \cdots & 0 \\ 0 & 1^4 & \cdots & 0 \\ \vdots & \vdots & \ddots & \vdots \\ 0 & 0 & \cdots & K^4 \end{bmatrix} + \lambda \begin{bmatrix} \phi_1(\pi) \\ \phi_2(\pi) \\ \vdots \\ \phi_K(\pi) \end{bmatrix} [\phi_1(\pi) \quad \phi_2(\pi) \quad \cdots \quad \phi_K(\pi)]. \quad (3)$$

This implies that the condition number of A increases extremely rapidly in the ratio between the highest and lowest frequency of the network. Given that the rate of convergence to the optimum $\Theta^* = \Theta_0 + A^{-1}b$ can be bounded as

$$\|\Theta_l - \Theta^*\|_2 \leq (1 - c/\kappa(A))^l \|\Theta_0 - \Theta^*\|_2. \quad (4)$$

The number of steps $N(\varepsilon)$ required to obtain an error of size at most ε , i.e., $\|\Theta_l - \Theta^*\|_2 \leq \varepsilon$ increases linearly in the condition number, i.e. as the fourth power of the maximal frequency K :

$$N(\varepsilon) = O\left(\kappa(A) \ln \frac{1}{\varepsilon}\right) = O\left(K^4 \ln \frac{1}{\varepsilon}\right). \quad (5)$$

We believe that this simple example clearly illustrates and highlights the fact that PINNs—even when considering a linear basis, and when the PDE is linear—suffer heavily from ill-conditioning: if 500 steps are required in order to achieve a given error when $K = 5$, roughly speaking, 312 500 steps are required for only $K = 25$.

Thus, our objective in the following will be to accelerate the convergence of such systems in this context—as well as extend them to the non-linear setting. To do so, in the following section, we will learn how to transform the optimization problem in such a way that the number of gradient descent iterations is small. The resulting method can be seen as a standalone, iterative solver as it is not only applicable to different PDEs but can handle a wide range of initial/boundary conditions and parameters.

3 APPROACH

In order to optimize PDE-based losses, we propose to learn a physics-based optimizer that will fulfill two objectives: (i) allowing a fast test-time optimization given a new PDE and (ii) solving without retraining parametric PDEs, with varying PDE coefficients γ ³, forcing terms f , and initial/boundary conditions g using the same model. We present the general framework below and propose an instantiation that leverages a linear combination of basis functions as the ansatz.

3.1 PROBLEM STATEMENT

Let us consider the following family of boundary value problems parameterized by γ with domain Ω , representing both space and time, with \mathcal{N} a potentially nonlinear differential operator, \mathcal{B} the boundary operator, g the initial/boundary conditions, and source term f :

$$\mathcal{N}(u; \gamma) = f \quad \text{in } \Omega, \quad (6)$$

$$\mathcal{B}(u) = g \quad \text{on } \partial\Omega. \quad (7)$$

Note that different PDEs can be represented in this form, amounting to changing the parameters γ . The goal here is to develop a generic algorithm that is able to solve the above problem, yielding an approximate solution u given the PDE and different sets of inputs (γ, f, g) .

For training, we assume access to a dataset of M problem instances, represented by the PDE parameters $(\gamma_i, f_i, g_i)_{i=1}^M$ and to associated target solution $(u_i)_{i=1}^M$ given on a m point grid $(x_j)_{j=1}^m$. The solutions $(u_i)_{i=1}^M$ will be used to train the neural solver. At inference, for a new PDE instance, only the PDE parameters are provided and we do not access solution points $(u_i)_{i=1}^M$.

³Note that PDE coefficients can be functions, an example is the Darcy PDE in section 4.1

3.2 METHODOLOGY

Physics-informed neural networks consider an ansatz u_Θ parametrized by some finite-dimensional Θ . The parameters Θ are iteratively updated by minimizing a criterion \mathcal{L}_{PDE} (e.g. the PDE residual), which assesses how well the ansatz u_Θ meets the conditions specified in equations 6 and 7. As introduced for example for PINNs (Raissi et al., 2019) or Deep Galerkin method Sirignano & Spiliopoulos (2018), we consider \mathcal{L}_{PDE} to be given by the strong formulation of the residual \mathcal{L}_{Res} , plus a boundary discrepancy term \mathcal{L}_{BC} ⁴.

$$\mathcal{L}_{\text{PDE}} = \mathcal{L}_{\text{Res}} + \lambda \mathcal{L}_{\text{BC}}, \quad \mathcal{L}_{\text{Res}} = \sum_{x_j \in \Omega} |\mathcal{N}(u_\Theta; \gamma)(x_j) - f(x_j)|^2, \quad \mathcal{L}_{\text{BC}} = \sum_{x_j \in \partial\Omega} |\mathcal{B}(u_\Theta)(x_j) - g(x_j)|^2 \quad (8)$$

As illustrated in section 2, performing gradient descent, or alternatives such as Adam and L-BFGS on such a highly ill-conditioned loss \mathcal{L}_{PDE} leads to severe training difficulties (Krishnapriyan et al., 2021). The key idea in our work is to improve baseline gradient descent algorithms with the neural solver. More precisely starting from a baseline gradient algorithm, SGD in our instantiation, instead of considering the classical update, we first *transform* the gradient using a neural network \mathcal{F}_ϱ with parameters ϱ , depending on the values of the PDE parameters as well as on other inputs such as the residual gradient provided by SGD: $\nabla_\Theta \mathcal{L}_{\text{PDE}}$. The objective is to transform, through the neural solver \mathcal{F}_ϱ , the ill-conditioned problem into a new, simpler problem that requires fewer steps in order to achieve a given error.

Once the neural solver \mathcal{F}_ϱ has been learned, inference can be performed on any new PDE as follows (see inference algorithm 1). Starting from an initial ansatz parameter Θ_0 , it is iteratively updated by this solver. At iteration l , the steepest direction of the loss \mathcal{L}_{PDE} is first computed with autograd. Then, the gradient is transformed, in a PDE parameter dependant way, with \mathcal{F}_ϱ :

$$\Theta_{l+1} = \Theta_l - \eta \mathcal{F}_\varrho(\nabla_\Theta \mathcal{L}_{\text{PDE}}(\Theta_l), \gamma, f, g) \quad (9)$$

The objective is to iteratively refine the ansatz to closely approximate the true solution after a series of L iterations, *ideally small* for efficiency.

This approach can be seen as learning the iterates in a PDE solver to achieve a low loss, similar to the residual minimization methods in PDEs (Elman et al., 2014). By design, this solver is intended to be applicable to different PDEs, as well as various sources, boundary conditions, and initial conditions. This flexibility allows for a broad range of applications, making it a versatile tool in solving complex PDEs with varying characteristics.

Designed as a *parametric PDE solver*, \mathcal{F}_ϱ is trained from input target data from different sets of PDE parameters, as outlined in section 3.1. Once trained, it will be used without retraining on new instances of the PDE, i.e. with new values of the PDE parameters. The underlying hypothesis is that even though the solutions may be different for different inputs and parameters, the solution methodology remains relatively consistent. This consistency is expected to enhance the algorithm’s ability to generalize across novel scenarios effectively.

3.3 TRAINING OF A PHYSICS-INFORMED SOLVER

Choice of Ansatz u_Θ . A very common choice (Shen et al., 2011) is to consider a family of basis functions $\Psi(x) = \{\psi_i(x)\}_{i=1}^N$ and consider the ansatz to be given by its linear span $u_\Theta(x) = \sum_{i=0}^N \theta_i \psi_i(x)$. In the following, we consider this linear reconstruction, although our formulation is generic in the sense that it can also accommodate nonlinear variants.⁵

As indicated in eq. (10), the solver \mathcal{F}_ϱ will be trained from samples of the PDE parameter distribution (γ, f, g) and from the associated samples of the solution u . We first describe below the inference step aiming at iteratively updating the parameters Θ of the solution function u_Θ while \mathcal{F}_ϱ is hold fixed. We then describe how the ϱ parameters of the solver are trained. Please refer to fig. 1.

⁴Note that other formulations of the loss may also be considered in a straightforward manner.

⁵Although in our preliminary results we have found this may further complicate training.

Inference The inference step is performed at fixed values of the solver parameters \mathcal{F}_ϱ . It consists, for a given instance of the PDE with parameters (γ_i, f_i, g_i) , in finding the best Θ with a few steps of the solver using eq. (9). It is illustrated in fig. 1 - grey box: starting from initial parameters Θ_0 , we compute the Physical loss \mathcal{L}_{PDE} using the ansatz u_{Θ_0} . The PDE derivatives, in \mathcal{L}_{PDE} , can be computed by hand or automatic differentiation depending on the application⁶. Then, eq. (9) is used to update the parameters Θ for a given number of steps L . The final solution is reconstructed using the linear combination, $u_\Theta(x) = \sum_{i=0}^N \theta_i \psi_i(x)$, introduced in section 3.2 with the computed coefficients Θ_L . Note that inference does not make use of the sampled target solutions $(u_i)_{i=1}^M$ computed on the grid points $(x_j)_{j=1}^m$. These targets are used exclusively for training the neural solver.

Training the neural solver Training amounts at learning the parameters of the solver \mathcal{F}_ϱ and is performed with a training set of PDE parameters and simulation data considered as ground truth $(\gamma_i, f_i, g_i, u_i)_{i=1}^M$, corresponding to PDE instances (*i.e.* with **different** parameters γ and/or forcing terms f and/or initial/boundary conditions g). See fig. 1 - white box. The objective is to learn a solver \mathcal{F}_ϱ able, at inference, to converge to a target solution in a small (2 to 5 in our experiments) number of steps. For that, an optimizer (Adam in our experiments) is used to update the \mathcal{F}_ϱ parameters. The training algorithm makes use of the data associated to the different PDE instances by sampling PDEs in batches and running algorithm 1 on several PDE instances. For each PDE instance, one starts from an initial parameter value Θ_0 and then performs two optimisation steps (see algorithm 2): (i) one consists in solving in the ansatz parameters Θ using the neural solver using algorithm 1, leading to Θ_L ; the second one is the optimization of the solver parameters ϱ . We train the outputs directly to match the associated ground truth $(u_i(x_j))_{j=1}^m$ using the data loss:

$$\mathcal{L}_{\text{DATA}} = \mathbb{E}_{\gamma, f, g} [\|u_{\Theta_L} - u_{\gamma, f, g}\|]. \quad (10)$$

The expectation is computed on the distribution of the PDE parameters (γ, f, g) . The solution u is entirely determined by these parameters as indicated by the notation $u_{\gamma, f, g}$. $\|u_{\Theta_L} - u\|$ denotes a distance between the target $(u(x_j))_{j=1}^m$ and the forecast $(u_{\Theta_L}(x_j))_{j=1}^m$ with m the trajectory size. In practice, one samples a set of PDE instances (γ_i, f_i, g_i) and for each instance a corresponding sample u_i .

Theoretical analysis and relation to preconditioning Analyzing the behavior of the inference algorithm is challenging due to the non linear nature of the solver. We however could get some intuition using simplifying assumptions. We build on the ideas introduced in section 2. We only sketch the main insights here and refer to appendix B for a proof and a more detailed analysis.

- Using a linearization of the neural solver it can be shown that the solver performs as a pre-conditioner on the linear system.
- Assuming that solution u_L provided by the solver reaches the optimum u^* , and that the training set is such that the learned parameter Θ vectors span the whole parameter space of the model, then the convergence of the solver is guaranteed at an optimal rate.
- In practice, and as shown in the experiments, this suggests that the convergence rate is improved w.r.t. the reference baseline gradient algorithm. In the experiments section, we

⁶In our experiments, we computed the derivative by hand when possible since it fastens computations.

Algorithm 1: Inference

Data: $\Theta_0 \in \mathbb{R}^n$, PDE (γ, f, g)
Result: $\Theta_L \in \mathbb{R}^n$
for $l = 0 \dots L-1$ **do**
 $\Theta_{l+1} = \Theta_l - \eta \mathcal{F}_\varrho(\nabla \mathcal{L}_{\text{PDE}}(\Theta_l), \gamma, f, g)$
end
return Θ_L

Algorithm 2: Training algorithm for learning to optimize physics-informed losses.

Data: $\Theta_0 \in \mathbb{R}^n$, PDE (γ, f, g) , sample values $u(x)$
Result: \mathcal{F}_ϱ
for $e = 1 \dots \text{epochs}$ **do**
 for (PDE, x, u) **in** *dataset* **do**
 Initialize Θ_0
 Compute $\Theta_L = \text{Solve}(\Theta_0, \gamma, f, g)$
 using Algorithm 1
 Reconstruct $u_{\Theta_L}(x)$
 Update the parameters ϱ of \mathcal{F} with
 gradient descent from the data loss in
 Equation 10.
 end
end
return \mathcal{F}_ϱ

provide experimental comparisons with L-BFGS algorithm, which can be seen as a non linear pre-conditioning technique Rathore et al. (2024).

4 EXPERIMENTS

We present the datasets used in the experiments in section 4.1, a comparison with selected baselines in section 4.2 and a test-time comparison with different optimizers demonstrating the remarkable effectiveness of the proposed method in section 4.3. More experiments can be found in the appendices: ablations are in appendix E and additional results and visualization in appendix F.

4.1 DATASETS

We consider several representative parametric equations for our evaluation. More details about the data generation are presented in appendix D. Our objective is to learn a neural solver able to solve accurately and fast a new instance of a PDE, given its parametric form, and the values of the parameters γ , forcing terms f and initial/boundary conditions g , i.e. $(\gamma, f, g) \mapsto u$. Solving is performed with a few iterations of the neural solver (algorithm 1). For that, one trains the neural solver on a sample of the PDE parameter instances, see table 1 for the parameter distributions used for each parametric PDE. Evaluation is performed on unseen sets of parameters within the same PDE family.

Helmholtz: We generate a dataset following the 1d static Helmholtz equation $u''(x) + \omega^2 u(x) = 0$ with boundary conditions $u(0) = u_0$ and $u'(0) = v_0$. We generate 1,024 trajectories with varying ω , u_0 and v_0 with a spatial resolution of 256. **Poisson:** We generate a dataset following the 1d static Poisson equation with forcing term: $-u''(x) = f(x)$ with $u(0) = u_0$ and $u'(0) = v_0$. The forcing term f is a periodic function, $f(x) = \frac{\pi}{K} \sum_{i=1}^K a_i i^{2r} \sin(\pi x)$, with $K = 16$ and $r = -0.5$. We generate 1,000 trajectories with varying u_0, v_0 and f (through changing a_i) with a spatial resolution of 64. **Reaction-Diffusion:** In Krishnapriyan et al. (2021); Toloubidokhti et al. (2024), the authors propose a non-linear reaction-diffusion (NLRD). This PDE has been shown to be a failure case for PINNs (Krishnapriyan et al., 2021). We generate 1,000 trajectories by varying the parameters of the PDE: ν and ρ (see table 1). Spatial resolution is 256 and temporal resolution is 100. The PDE is solved on $[0, 1]^2$.

Darcy Flow: The 2d Darcy Flow dataset is taken from (Li et al., 2020) and commonly used in the operator learning literature (Li et al., 2023b; Goswami et al., 2022). For this dataset, the forcing term f is kept constant $f = 1$, and $a(x)$ is a piece-wise constant diffusion coefficient taken from (Li et al., 2020). We kept 1,000 trajectories (on the 5,000 available) with a spatial resolution is 64×64 . **Heat:** The 2d + t Heat equation is simulated as proposed in (Zhou & Farimani, 2024). For this dataset, the parameter ν is sampled from $\mathcal{U}[2 \times 10^{-3}, 2 \times 10^{-2}]$ and initial conditions are a combination of sine functions with varying number of terms, amplitude and phase. A summary of the datasets and the variable parameters for each dataset are presented in table 1 and more details on the dataset are provided in appendix D.

Experiments have been conducted on NVIDIA TITAN V (12 Go) for 1d datasets and NVIDIA RTX A6000 GPU with 49Go for 1d + time or 2d datasets. For all datasets, 800 PDEs are considered during

Table 1: Parameters changed between each trajectory in the considered datasets.

Dataset	Parameters	Distribution
Helmholtz	ω	$\mathcal{U}[0.5, 50]$
	u_0	$\mathcal{N}(0, 1)$
	v_0	$\mathcal{N}(0, 1)$
Poisson	A_i	$\mathcal{U}[-100, 100]$
	u_0	$\mathcal{N}(0, 1)$
	v_0	$\mathcal{N}(0, 1)$
NLRD	ν	$\mathcal{U}[1, 5]$
	ρ	$\mathcal{U}[-5, 5]$
Darcy	$a(x)$	$\psi_{\#} \mathcal{N}(0, (-\Delta + 9I)^{-2})$ with $\psi = 12 * \mathbf{1}_{\mathbb{R}_+} + 3 * \mathbf{1}_{\mathbb{R}_+}$
Heat	ν	$\mathcal{U}[2 \times 10^{-3}, 2 \times 10^{-2}]$
	J_{max}	$\{1, 2, 3, 4, 5\}$
	A	$\mathcal{U}[0.5, -0.5]$
	K_x, K_y	$\{1, 2, 3\}$
	ϕ	$\mathcal{U}[0, 2\pi]$

training and 200 for testing. All metrics reported are evaluated on test samples (*i.e.* PDEs not seen during training. Coefficient as well as initial and/or boundary condition can vary from training).

4.2 COMPARISON WITH BASELINES

We performed comparisons with several baselines including fully data-driven supervised approaches trained from a data-loss only, unsupervised methods relying only on a PDE loss, and hybrid techniques trained from PDE + DATA loss. Networks size and training details are described in appendix C. In this experiment, we considered training the models using the training sets (physical losses or MSE when possible) unless stated otherwise.

Fully-supervised We train a standard MLP to learn the mapping $(\gamma, f, g) \mapsto \Theta$, using as loss function $\mathcal{L}_{\text{DATA}} = \mathbb{E}_{\gamma, f, g, u} [\|u_{\Theta} - u_{\gamma, f, g, u}\|]$ with $u_{\Theta}(x) = \sum_{i=0}^N \theta_i \psi_i(x)$, the $\psi_i(\cdot)$ being fixed B-Spline basis functions (see appendix C). We denote this baseline as *MLP+basis*. **Unsupervised** We compare our approach with unsupervised physics-informed models (Raissi et al., 2019). While the initial version of PINNs solves only one PDE instance at a time and requires retraining for each new instance, we developed here a parametric version of PINNs (*PPINNs*) where the PDE parameters are fed to the network. A similar approach has been used by (Zhang et al., 2023). In addition to PINNs, we also compare our method to the Physic-informed DeepONet (designed as *PO-DeepONet* for Physics-Only DeepONet) (Wang et al., 2021), which is designed to learn an operator for *function-to-function* mappings from physical losses and handles parametric PDEs. The mapping learned for the two unsupervised baselines is $(x, \gamma, f, g) \mapsto u(x)$. In order to provide a fair comparison with our optimization method, we fine-tuned the unsupervised baselines for each specific PDE instance for a few steps (10 or 20). **Comparison to pre-conditioning** We compare our approach with vanilla PINNs (Raissi et al., 2019), *i.e.* by fitting one PINN per PDE in the test set and averaging. We optimize the PDE losses using L-BFGS (Liu & Nocedal, 1989) and refer to this baselines as *PINNs+L-BFGS*. As discussed in (Rathore et al., 2024), L-BFGS can be considered as a non linear preconditioning method for the linear Physics-Informed methods and fastens convergence. For this baseline one model is trained and evaluated for each PDE in the **test** set. We report the reader to appendix C for more details on the training procedure. **Hybrid** Finally, we compare with neural operators, *i.e.*, trained to learn mappings $(x, \gamma, f, g) \mapsto u(x)$ using a combination of physical and data loss: $\mathcal{L}_{\text{DATA}} + \mathcal{L}_{\text{PDE}}$. We use as baselines Physics-Informed Neural Operator (*PI-DeepONet*) (Li et al., 2023b) and Physics-Informed DeepONet (*PI-DeepONet*) (Goswami et al., 2022). As already indicated, for a fair comparison, the *Unsupervised* and *Hybrid* baselines, are fine-tuned on each specific PDE instance for a few steps (10 on all dataset except for Heat for which 20 steps are made). **Ours** We represent the solution u_{Θ} with a linear combination of B-Spline functions for Ψ (Piegl & Tiller, 1996). This was motivated by the nature of B-Splines which allows to capture local phenomena. However, other bases could be used such as Fourier, Wavelet or Chebychev Polynomials. More details about the construction of the B-Spline basis are available in appendix C. The neural solver \mathcal{F}_{ϱ} is composed of Fourier Layers (Li et al., 2020) that allow us capturing the range of frequencies present in the phenomenon.

The proposed method and all the baselines are implemented with PyTorch (Ansel et al., 2024).

Table 2: Results of trained models - metrics in Relative MSE on test set. Best performances are highlighted in **bold**, second best are underlined.

	Baseline	1d		1d+time	2d		2d+time
		Helmholtz	Poisson	NLRD	Darcy-Flow	Heat	
Supervised	<i>MLP + basis</i>	<u>4.66e-2</u>	1.50e-1	2.85e-4	<u>3.56e-2</u>	6.00e-1	
Unsupervised	<i>PPINNs</i>	9.89e-1	4.30e-2	3.94e-1	8.47e-1	1.27e-1	
	<i>PINNs+L-BFGS</i>	9.86e-1	8.83e-1	6.13e-1	9.99e-1	9.56e-1	
	<i>PO-DeepONet</i>	9.83e-1	1.43e-1	4.10e-1	8.33e-1	4.43e-1	
Hybrid	<i>PI-DeepONet</i>	9.79e-1	1.20e-1	7.90e-2	2.76e-1	9.18e-1	
	<i>PI-DeepONet</i>	9.99e-1	<u>2.80e-3</u>	4.21e-4	1.01e-1	<u>9.09e-3</u>	
Neural Solver	<i>Ours</i>	2.41e-2	5.56e-5	<u>2.91e-4</u>	1.87e-2	2.31e-3	

Results: Table 2 presents the comparison with the baselines. Each method is trained to solve a parametric equation, using a sample of the equation parameters. The evaluation set is composed of several PDE instances sampled from unseen PDE parameters (γ, f, g) . The proposed method is ranked first or second on all the evaluations. The most comparable baselines are the unsupervised methods, since at inference they leverage only the PDE residual loss, as our method does. Therefore our method should be primarily compared to these baselines. Supervised and hybrid methods both incorporate a data loss and make different assumptions while solving a different optimization problem.

Table 2 clearly illustrates that unsupervised Physics-informed baselines all suffer from ill-conditioning and do not capture the dynamics. Compared to these baselines, the proposed method improves at least by one order of magnitude on all cases. This is observed for PPINNs as well as on PINNs fitted on one equation only. PINNs baseline performs poorly on these datasets because of the ill-conditioning nature of the PDE, requiring numerous optimization steps to achieve accurate solutions (appendix C). We observe that our neural solver has better convergence properties than other Physics-Informed methods. At will be seen later it also converges much faster.

The supervised baseline performs well on all the PDEs except *Poisson* and *Heat*. The data loss used for training this model is the mean square error which is well-behaved and does not suffer from optimization problems as the PDE loss does. We note that our method reaches similar or better performances on every dataset, while relying only on physical information at inference (algorithm 1) and solving a more complex optimization problem.

The hybrid approaches, do not perform well despite taking benefits from the PDE+DATA loss and from adaptation steps at test time. Again, the proposed method is often one order of magnitude better than the hybrids except on NLRD, where it has comparable performances. This shows that the combination of physics and data losses is also hard to optimize suffering from ill-conditioning.

4.3 OPTIMIZATION FOR SOLVING NEW EQUATIONS

The main motivation for our learned PDE solver is to accelerate the convergence to a solution, w.r.t. predefined solvers, for a new equation. In order to assess this property, we compare the convergence speed at test time inference with classical solvers, PINNs and pre-trained PINO as detailed below. Results are presented in fig. 2 for the *Poisson* equation with performance averaged on 20 new instances of the *Poisson* equation. The experiments for the other datasets are provided in appendix F.

Baseline optimizers As for the classical optimizer baselines, we used SGD, Adam (Kingma & Ba, 2015) and L-BFGS (Krisnapriyan et al., 2021). These optimizers are used to learn the coefficient of the B-Spline basis expansion in the model $u_{\Theta}(x) = \sum_{i=0}^N \theta_i \psi_i(x)$. This provides a direct comparison to our iterative neural solver. **PINNs** - We also compare to the standard PINNs (Raissi et al., 2019), i.e. by fitting one Neural Network (NN) per equation. Note that this requires full training from scratch for each new equation instance

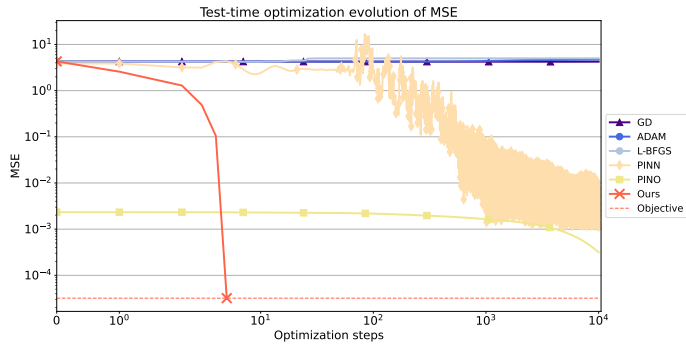


Figure 2: Test-time optimization based on the physical residual loss \mathcal{L}_{PDE} for new PDE on *Poisson*.

and this is considerably more computationally demanding than solving directly the parametric setting. This baseline is similar to the Adam optimizer mentioned above, except that the ansatz for this experience is a multilayer perceptron instead of a linear combination of B-Spline basis. **Hybrid pre-training strategies** - Finally we compare against the hybrid *PINO* pre-trained on a set of several parametric PDE instances and then fine-tuned on a new PDE instance using only the PDE loss associated to this instance. **Ours** - We train our model as explained in algorithm 2 and show here the optimization process at **test-time**. In order to perform its optimization, our model leverages the

gradient of the physical loss and the PDE parameters (coefficients, initial/boundary conditions). In this experiment, we use $L = 5$ steps for a better visualization (whereas, we used $L = 2$ in table 2).

Result: fig. 2 compares the number of optimization steps required for the different methods. Our neural solver converges very fast in only a few steps (5 here) to a good approximation of the solution, while all the other methods require thousands of iterations - we stopped here at 10,000 steps. The classical optimizers (SGD, Adam, L-BFGS) do not converge for a new equation. The baseline PINNs trained here from scratch on each new equation shows an erratic convergence behavior. Pretrained PINO behaves better than the other baselines but still did not converged after 10,000 steps. This clearly demonstrates the potential of our learned solver to deal with physical losses w.r.t. alternative pre-defined solvers.

5 CONCLUSION

We have presented a learning based PDE solver that allows fast test-time optimization of physical losses. Our method succeeds to considerably accelerate the optimization process for the complex problem of minimizing Physical losses, and is several orders of magnitude faster than classical hand-defined optimization methods such as Adam or L-BFGS.

Limitations and Future Work The proposed method although efficient, could still be improved in several ways leading to further exploration of this idea. First, the memory needed to train our iterative algorithms can be more demanding than for usual ML model learning. Indeed, back-propagating through the iterations adds complexity and this might become an issue on higher dimensional basis. Second, we focused here on solution approximations expressed as a linear expansion in a pre-defined bases. More expressive representations such as neural networks could be investigated, although our preliminary experiments have shown even more ill-conditioning, due to the compositional nature of the neural network. More sophisticated training schemes, optimizers, or initializations could enhance the performances of the optimization process. Future work will explore such issues to improve its scalability and capabilities for broader application of the proposed method.

Ethics Statement Solving PDE is of crucial interest in many applications of science and engineering. While we do not directly target such real-world applications in this paper, one should acknowledge that solvers can be used in various ranges of scenarios including weather, climate, medical, aerodynamics, and military applications.

Reproducibility Statement We will provide all elements that can be necessary to reproduce the experiments. Hyper-parameters, baselines configurations and training details are shown in appendix C, tables 3 and 4, and algorithms 1 and 2. The generation of the datasets are explained in appendix D and tables 1 and 5 with the solver used or the source, as well as the parameter ranges considered in the experiments. Finally, we provide a theoretical analysis of the model, under ideal scenario in appendix B. Code will be released upon acceptance as well as scripts to generate data when needed.

ACKNOWLEDGMENTS

We acknowledge the financial support provided by DL4CLIM (ANR-19-CHIA-0018-01), DEEPNUM (ANR-21-CE23-0017-02), PHLUSIM (ANR-23-CE23-0025-02), and PEPR Sharp (ANR-23-PEIA-0008, ANR, FRANCE 2030).

REFERENCES

- Marcin Andrychowicz, Misha Denil, Sergio Gomez, Matthew W. Hoffman, David Pfau, Tom Schaul, Brendan Shillingford, and Nando de Freitas. Learning to learn by gradient descent by gradient descent, 2016.
- Jason Ansel, Edward Yang, Horace He, Natalia Gimelshein, Animesh Jain, Michael Voznesensky, Bin Bao, Peter Bell, David Berard, Evgeni Burovski, Geeta Chauhan, Anjali Chourdia, Will Constable, Alban Desmaison, Zachary DeVito, Elias Ellison, Will Feng, Jiong Gong, Michael Gschwind, Brian Hirsh, Sherlock Huang, Kshiteej Kalambarakar, Laurent Kirsch, Michael Lazos, Mario Lezcano, Yanbo Liang, Jason Liang, Yinghai Lu, C. K. Luk, Bert Maher, Yunjie Pan, Christian Puhersch, Matthias Reso, Mark Saroufim, Marcos Yukio Siraichi, Helen Suk, Shunting Zhang, Michael Suo, Phil Tillet, Xu Zhao, Eikan Wang, Keren Zhou, Richard Zou, Xiaodong Wang, Ajit Mathews, William Wen, Gregory Chanan, Peng Wu, and Soumith Chintala. Pytorch 2: Faster machine learning through dynamic python bytecode transformation and graph compilation. In *Proceedings of the 29th ACM International Conference on Architectural Support for Programming Languages and Operating Systems, Volume 2*, ASPLOS '24, pp. 929–947, New York, NY, USA, 2024. Association for Computing Machinery. ISBN 9798400703850. doi: 10.1145/3620665.3640366. URL <https://doi.org/10.1145/3620665.3640366>.
- Francesca Bartolucci, Emmanuel de Bézenac, Bogdan Raonić, Roberto Molinaro, Siddhartha Mishra, and Rima Alaifari. Are neural operators really neural operators? frame theory meets operator learning, 2023.
- Andrés Beltrán-Pulido, Ilias Bilionis, and Dionysios Aliprantis. Physics-informed neural networks for solving parametric magnetostatic problems. *IEEE Transactions on Energy Conversion*, 37(4): 2678–2689, 2022.
- Alex Bihlo. Improving physics-informed neural networks with meta-learned optimization. *Journal of Machine Learning Research*, 25(14):1–26, 2024. URL <http://jmlr.org/papers/v25/23-0356.html>.
- Tianlong Chen, Xiaohan Chen, Wuyang Chen, Howard Heaton, Jialin Liu, Zhangyang Wang, and Wotao Yin. Learning to optimize: A primer and a benchmark, 2021.
- Filipe de Avila Belbute-Peres, Yi fan Chen, and Fei Sha. HyperPINN: Learning parameterized differential equations with physics-informed hypernetworks. In *The Symbiosis of Deep Learning and Differential Equations*, 2021. URL <https://openreview.net/forum?id=LxUuRDUhrjM>.
- Weinan E and Bing Yu. The Deep Ritz Method: A Deep Learning-Based Numerical Algorithm for Solving Variational Problems. *Communications in Mathematics and Statistics*, 6(1):1–12, March 2018. ISSN 2194-671X. doi: 10.1007/s40304-018-0127-z.
- Howard C. Elman, David J. Silvester, and Andrew J. Wathen. *Finite Elements and Fast Iterative Solvers: with Applications in Incompressible Fluid Dynamics*. Oxford University Press, 2nd edition, 2014. ISBN 9780199678792.
- Lawrence C. Evans. *Partial differential equations*. American Mathematical Society, Providence, R.I., 2010. ISBN 9780821849743 0821849743.
- Somdatta Goswami, Aniruddha Bora, Yue Yu, and George Em Karniadakis. Physics-informed deep neural operator networks, 2022.
- Dan Hendrycks and Kevin Gimpel. Gaussian Error Linear Units (GELUs), 2016.
- Jun-Ting Hsieh, Shengjia Zhao, Stephan Eismann, Lucia Mirabella, and Stefano Ermon. Learning neural pde solvers with convergence guarantees, 2019.
- Xiang Huang, Zhanhong Ye, Hongsheng Liu, Beiji Shi, Zidong Wang, Kang Yang, Yang Li, Bingya Weng, Min Wang, Haotian Chu, Fan Yu, Bei Hua, Lei Chen, and Bin Dong. Meta-auto-decoder for solving parametric partial differential equations, 2022.
- Diederik Kingma and Jimmy Ba. Adam: A method for stochastic optimization. In *International Conference on Learning Representations (ICLR)*, San Diego, CA, USA, 2015.

-
- Alena Kopaničáková, Hardik Kothari, George Em Karniadakis, and Rolf Krause. Enhancing training of physics-informed neural networks using domain-decomposition based preconditioning strategies. *arXiv preprint arXiv:2306.17648*, 2023.
- Nikola Kovachki, Zongyi Li, Burigede Liu, Kamyar Azizzadenesheli, Kaushik Bhattacharya, Andrew Stuart, and Anima Anandkumar. Neural operator: Learning maps between function spaces, 2023.
- Aditi S. Krishnapriyan, Amir Gholami, Shandian Zhe, Robert M. Kirby, and Michael W. Mahoney. Characterizing possible failure modes in physics-informed neural networks. In Marc’Aurelio Ranzato, Alina Beygelzimer, Yann N. Dauphin, Percy Liang, and Jennifer Wortman Vaughan (eds.), *Advances in Neural Information Processing Systems 34: Annual Conference on Neural Information Processing Systems 2021, NeurIPS 2021, December 6-14, 2021, virtual*, pp. 26548–26560, 2021. URL <https://proceedings.neurips.cc/paper/2021/hash/df438e5206f31600e6ae4af72f2725f1-Abstract.html>.
- Randall J. LeVeque. *Finite Difference Methods for Ordinary and Partial Differential Equations: Steady-State and Time-Dependent Problems*. SIAM, Philadelphia, PA, 2007.
- Ke Li and Jitendra Malik. Learning to optimize, 2016.
- Yichen Li, Peter Yichen Chen, Tao Du, and Wojciech Matusik. Learning preconditioners for conjugate gradient PDE solvers. In Andreas Krause, Emma Brunskill, Kyunghyun Cho, Barbara Engelhardt, Sivan Sabato, and Jonathan Scarlett (eds.), *Proceedings of the 40th International Conference on Machine Learning*, volume 202 of *Proceedings of Machine Learning Research*, pp. 19425–19439. PMLR, 23–29 Jul 2023a. URL <https://proceedings.mlr.press/v202/li23e.html>.
- Zongyi Li, Nikola Kovachki, Kamyar Azizzadenesheli, Burigede Liu, Kaushik Bhattacharya, Andrew Stuart, and Anima Anandkumar. Fourier neural operator for parametric partial differential equations, 2020.
- Zongyi Li, Hongkai Zheng, Nikola Kovachki, David Jin, Haoxuan Chen, Burigede Liu, Kamyar Azizzadenesheli, and Anima Anandkumar. Physics-informed neural operator for learning partial differential equations, 2023b.
- Dong C. Liu and Jorge Nocedal. On the limited memory bfgs method for large scale optimization. *Mathematical Programming*, 45:503–528, 1989. URL <https://api.semanticscholar.org/CorpusID:5681609>.
- G.R. Liu. *Meshfree Methods: Moving Beyond the Finite Element Method, Second Edition*. CRC Press, 2009. ISBN 9781420082104. URL <https://books.google.fr/books?id=JWqE-LzjvFEC>.
- Lu Lu, Pengzhan Jin, Guofei Pang, Zhongqiang Zhang, and George Em Karniadakis. Learning nonlinear operators via deeponet based on the universal approximation theorem of operators. *Nature Machine Intelligence*, 3(3):218–229, March 2021. ISSN 2522-5839. doi: 10.1038/s42256-021-00302-5. URL <http://dx.doi.org/10.1038/s42256-021-00302-5>.
- Les Piegl and Wayne Tiller. *The NURBS Book*. Springer-Verlag, New York, NY, USA, second edition, 1996.
- Tian Qin, Alex Beatson, Deniz Oktay, Nick McGreivy, and Ryan P. Adams. Meta-pde: Learning to solve pdes quickly without a mesh, 2022.
- M. Raissi, P. Perdikaris, and G.E. Karniadakis. Physics-informed neural networks: A deep learning framework for solving forward and inverse problems involving nonlinear partial differential equations. *Journal of Computational Physics*, 378:686–707, 2019. ISSN 0021-9991. doi: <https://doi.org/10.1016/j.jcp.2018.10.045>. URL <https://www.sciencedirect.com/science/article/pii/S0021999118307125>.
- Bogdan Raonić, Roberto Molinaro, Tim De Ryck, Tobias Rohner, Francesca Bartolucci, Rima Alaifari, Siddhartha Mishra, and Emmanuel de Bézenac. Convolutional neural operators for robust and accurate learning of pdes, 2023.

-
- Pratik Rathore, Weimu Lei, Zachary Frangella, Lu Lu, and Madeleine Udell. Challenges in training pinns: A loss landscape perspective. In *Forty-first International Conference on Machine Learning, ICML 2024, Vienna, Austria, July 21-27, 2024*. OpenReview.net, 2024. URL <https://openreview.net/forum?id=mJGiFr8jLa>.
- Alexander Rudikov, Vladimir Fanaskov, Ekaterina Muravleva, Yuri M. Laevsky, and Ivan Oseledets. Neural operators meet conjugate gradients: The fcg-no method for efficient pde solving, 2024.
- Tim De Ryck, Florent Bonnet, Siddhartha Mishra, and Emmanuel de Bézenac. An operator preconditioning perspective on training in physics-informed machine learning, 2023.
- L. S. H. *Numerical Analysis of Partial Differential Equations*. Pure and Applied Mathematics: A Wiley Series of Texts, Monographs and Tracts. Wiley, 2012. ISBN 9781118111116. URL <https://books.google.fr/books?id=chinLsuVsYsC>.
- Sandro Salsa. *Partial Differential Equations in Action: From Modelling to Theory - UNITEX*. Springer Publishing Company, Incorporated, 2nd edition, 2015. ISBN 3319150928.
- Jie Shen, Tao Tang, and Li-Lian Wang. *Spectral Methods: Algorithms, Analysis and Applications*. Springer Publishing Company, Incorporated, 1st edition, 2011. ISBN 354071040X.
- Justin Sirignano and Konstantinos Spiliopoulos. Dgm: A deep learning algorithm for solving partial differential equations. *Journal of Computational Physics*, 375:1339–1364, 2018.
- Makoto Takamoto, Timothy Praditia, Raphael Leiteritz, Dan MacKinlay, Francesco Alesiani, Dirk Pflüger, and Mathias Niepert. Pdebench: An extensive benchmark for scientific machine learning, 2023.
- Matthew Tancik, Pratul Srinivasan, Ben Mildenhall, Sara Fridovich-Keil, Nithin Raghavan, Utkarsh Singhal, Ravi Ramamoorthi, Jonathan Barron, and Ren Ng. Fourier features let networks learn high frequency functions in low dimensional domains. *Advances in Neural Information Processing Systems*, 33:7537–7547, 2020.
- Maryam Toloubidokhti, Yubo Ye, Ryan Missel, Xiajun Jiang, Nilesh Kumar, Ruby Shrestha, and Linwei Wang. DATS: Difficulty-aware task sampler for meta-learning physics-informed neural networks. In *The Twelfth International Conference on Learning Representations*, 2024. URL <https://openreview.net/forum?id=EvYYSxdgB>.
- Kiwon Um, Robert Brand, Yun, Fei, Philipp Holl, and Nils Thuerey. Solver-in-the-loop: Learning from differentiable physics to interact with iterative pde-solvers, 2021.
- Sifan Wang, Hanwen Wang, and Paris Perdikaris. Learning the solution operator of parametric partial differential equations with physics-informed deepnets, 2021.
- Sifan Wang, Xinling Yu, and Paris Perdikaris. When and why pinns fail to train: A neural tangent kernel perspective. *Journal of Computational Physics*, 449:110768, 2022. ISSN 0021-9991. doi: <https://doi.org/10.1016/j.jcp.2021.110768>. URL <https://www.sciencedirect.com/science/article/pii/S002199912100663X>.
- Yuan Yin, Vincent Le Guen, Jérémie Dona, Emmanuel de Bézenac, Ibrahim Ayed, Nicolas Thome, and Patrick Gallinari. Augmenting physical models with deep networks for complex dynamics forecasting*. *Journal of Statistical Mechanics: Theory and Experiment*, 2021 (12):124012, December 2021. ISSN 1742-5468. doi: 10.1088/1742-5468/ac3ae5. URL <http://dx.doi.org/10.1088/1742-5468/ac3ae5>.
- Runlin Zhang, Nuo Xu, Kai Zhang, Lei Wang, and Gui Lu. A parametric physics-informed deep learning method for probabilistic design of thermal protection systems. *Energies*, 16(9), 2023. ISSN 1996-1073. doi: 10.3390/en16093820. URL <https://www.mdpi.com/1996-1073/16/9/3820>.
- Anthony Zhou and Amir Barati Farimani. Masked autoencoders are pde learners, 2024. URL <https://arxiv.org/abs/2403.17728>.
- O. C. Zienkiewicz, R. L. Taylor, and J. Z. Zhu. *The Finite Element Method: Its Basis and Fundamentals*. Butterworth-Heinemann, Oxford; New York, 6th edition, 2005.

A DETAILED RELATED WORK

PDE solvers: Many tools for numerically solving PDEs have been developed for years. The standard methods for PDE include Finite Differences (FD), Finite Volume (FV), Finite Element Method (FEM), spectral and multigrid methods, and many others (S. H, 2012; Liu, 2009). While these methods are widely used, they often suffer from a high computational cost for complex problems or high-precision simulations. To address these challenges, integrating deep learning (DL) into solvers has emerged as a promising approach. Current solutions include incorporating correction terms into mathematical solvers to reduce numerical errors (Um et al., 2021). Some work such as Hsieh et al. (2019); Li et al. (2023a); Rudikov et al. (2024); Kopaničáková et al. (2023) build a method to directly enhance the convergence of numerical solvers through preconditioner learning. As an example, Rudikov et al. (2024); Li et al. (2023a) uses a neural operator to approximate conditioner for the flexible conjugate gradient method or Hsieh et al. (2019) for the Jacobi method. Another example of preconditioner learning lies in Li et al. (2023a), where the author uses GNN to assess symmetry and positive definiteness.

Unsupervised training: Physics-Informed Neural Networks (PINNs) (Raissi et al., 2019) have been a pioneering work in the development of DL method for physics. In these models, the solution is a neural network that is optimized using the residual loss of the PDE being solved. However, this method suffers from several drawbacks. First, as formulated in Raissi et al. (2019), PINNs can solve one instance of an equation at a time. Any small change in the parameters of the PDE involves a full retraining of the network. Efforts such as Beltrán-Pulido et al. (2022); Zhang et al. (2023) have attempted to address this limitation by introducing parametric versions of PINNs capable of handling parametric equations, while Huang et al. (2022); Qin et al. (2022) explores meta-learning approaches. Other approaches to improve PINNs generalization include using neural operator (Wang et al., 2021) or hyper-network (de Avila Belbute-Peres et al., 2021). Moreover, PINNs have shown convergence difficulties: Krishnapriyan et al. (2021) show that PINNs’ losses have complex optimization landscapes, complicating training despite adequate neural network expressiveness. Approaches like those detailed in Wang et al. (2022) adopt a Neural Tangent Kernel (NTK) perspective to identify reasons for failure and suggest using adaptive weights during training to enhance performance. Additionally, studies such as Ryck et al. (2023) demonstrate that PINNs suffer from ill-conditioned losses, resulting in slow convergence of gradient descent algorithms. Recently, (Rathore et al., 2024) show how training strategies can improve convergence of Physics-Informed Neural Networks and show that specific optimizers such as L-BFGS acts as conditioner on the physical losses.

Supervised training: In contrast to the unsupervised training of Physics-informed Neural Networks, purely data-driven models have demonstrated remarkable capabilities for PDE simulation and forecasting. In most of the existing literature, the entire solver is replaced by a DL architecture and focuses on directly computing the solution from a given input data. A widely studied setting is operator learning which learns mappings between function spaces (Li et al., 2020; Kovachki et al., 2023; Lu et al., 2021). This method is very efficient, with the downside of relying on quite large quantities of data for training in order to ensure adequate generalization. Additionally, the neural network does not have access to the PDE in itself, only indirectly through the data. To ensure physical constraint in purely-data-driven training, hybrid models have been proposed. The latter rely on both the available physical knowledge and some available data. Some examples include the Aphinity model (Yin et al., 2021) (where the authors have partial knowledge of the physics and learned the remaining dynamics from data), Physics-informed Deep Operator Networks (PIDON) (Wang et al., 2021; Goswami et al., 2022), Physics-informed Neural Operator (PINO) (Li et al., 2023b) (DeepONet architecture (Lu et al., 2021) or Neural Operator models (Kovachki et al., 2023; Li et al., 2020) respectively with a combination of data and physical losses).

Learning to solve : Improving the learning scheme and optimizers through data-driven training has been studied since Li & Malik (2016) and Andrychowicz et al. (2016). These works propose to learn the optimizer of neural networks, which are classically optimized through gradient-based algorithms such as Adam. They focus on improving training strategies for neural networks, which do not suffer from the optimization issues and ill-conditioning properties of physics-informed losses. We refer the reader to the survey of Chen et al. (2021) for a complete overview. The closer work to ours is the very recent work of Bihlo (2024) in which the author assesses the capabilities of learned

optimizers for physics-informed neural networks. The main difference with our work relies on the problem setting. [Bihlo \(2024\)](#) considers learning an optimizer on a single equation, and for different neural networks initialization, while we focus on efficiently solving several instances of parametric PDE with varying PDE parameters γ, f, g .

B PROOF OF CONVERGENCE

In this section, we propose a clarification on the convergence properties of Physics-Informed Neural Networks (PINNs) when a neural network is introduced into the framework. In section 2, we showed that gradient descent on the PINNs loss for a linear equation guarantees convergence, with the convergence rate governed by the condition number $\kappa(A)$. Here, we will address how incorporating a neural network impacts convergence, particularly focusing on the condition number of the system. We use the notations and assumptions introduced in section 2.

B.1 CONVERGENCE IN THE LINEAR CASE

In the linear case, the convergence of gradient descent is characterized by the number of steps $N(\epsilon)$ required to achieve an error less than ϵ . This is linearly dependent on $\kappa(A)$ (section 2):

$$N(\epsilon) = O\left(\kappa(A) \log\left(\frac{1}{\epsilon}\right)\right)$$

Where:

- A : The matrix arising from the problem formulation in the basis.
- $\kappa(A)$: The condition number of A , which can be quite large, indicating a potential need for many iterations.

B.2 NEURAL NETWORK APPROXIMATION

When introducing a neural network \mathcal{F}_ϱ , we recognize the challenges in proving convergence due to the complex nature of neural networks. However, a useful approach is to consider the neural network's behavior through its linear approximation, which allows us to use similar analysis techniques.

Linearization Approach The neural network \mathcal{F}_ϱ can be approximated by its tangent linear model, $\mathcal{F}_\varrho(v) \approx Pv$, where $P = \text{Jac}_0(\mathcal{F}_\varrho)$, its Jacobian. The gradient descent update rule in this case becomes:

$$\Theta_{l+1} = \Theta_l - \eta P \nabla_{\Theta} \mathcal{L}_{\text{PDE}}(\Theta_l) = (\text{Id} - \eta PA)\Theta_l + c$$

Here, c is a constant vector independent of Θ .

Convergence Analysis with Linearization By considering the linearized model, the updates can be expressed as:

$$\Theta_{l+1} = (\text{Id} - \eta PA)^{l+1}(\Theta_0 - \Theta^*) + \Theta^*$$

where:

- $\Theta^* = \Theta_0 + A^{-1}c$ is the optimal parameter vector.

This expression parallels the convergence analysis of the original linear system, with the key difference being the introduction of the matrix product PA .

Condition Number of PA In this formulation, convergence is governed by the condition number $\kappa(PA)$, rather than $\kappa(A)$:

$$N'(\epsilon) = O\left(\kappa(PA) \log\left(\frac{1}{\epsilon}\right)\right)$$

The introduction of P as a preconditioner often results in $\kappa(PA) < \kappa(A)$. This implies that:

- **the neural network can effectively reduce the condition number, enhancing convergence speed and stability.**

We show below that the condition number is improved under some optimality conditions.

B.3 OPTIMALITY AND CONVERGENCE

The neural network \mathcal{F}_θ is trained to minimize the L_2 norm $\|u_L - u^*\|_2$, where u_L is the output after L iterations and u^* is the true solution. At convergence, $u_L = u^*$, implying $\Theta_L = \Theta^*$. We can consider the concatenated matrices $\Xi_0 - \Xi^*$ where each row is associated to a sample. Incorporating this optimality condition, assuming the training samples span the parameter space completely (i.e. the matrix $(\Xi - \Xi^*)^\top (\Xi - \Xi^*)$ is full rank), we have that:

$$(\text{Id} - \eta PA)^{l+1} (\Xi_0 - \Xi^*) = 0$$

With $\Xi_0 \neq \Xi^*$, this condition implies that $(\text{Id} - \eta PA)^{l+1} = 0$, indicating that $(\text{Id} - \eta PA)$ is nilpotent. As a consequence, all eigenvalues of ηPA are 1, leading to $\kappa(PA) = 1$.

Under these conditions:

- This optimal condition number implies that **convergence is not only guaranteed but also optimal, requiring fewer iterations.**

□

B.4 CONCLUSION

As a conclusion of this proof sketch, we showed that, under optimality conditions and with linearization of the neural network, we have:

- Guaranteed Convergence:** The method reliably achieves convergence to the optimal solution due to the reduced condition number.
- Optimal Convergence Speed:** With $\kappa(PA) = 1$, the neural network provides an enhanced convergence rate, resulting in fewer required iterations compared to the original system without the neural network.

This analysis underscores the effectiveness of using neural networks within the Physics-Informed framework, leveraging their ability to reduce the condition number and improve convergence characteristics.

C IMPLEMENTATION DETAILS

We add here more details about the implementation and experiments presented in section 4.

We implemented all experiments with PyTorch (Ansel et al., 2024). We estimate the computation time needed for development and the different experiments to be approximately 300 days.

C.1 B-SPLINE BASIS

We chose to use a B-Spline basis to construct the solution. We manually build the spline and compute its derivatives thanks to the formulation and algorithms proposed in (Piegl & Tiller, 1996). We used Splines of degree $d = 3$ and constructed the Splines with 2 different configurations:

- Take $N + d + 1$ equispaced nodes of multiplicity 1 from $\frac{d}{N}$ to $1 + \frac{d}{N}$. This gives a smooth local basis with no discontinuities (see fig. 3a) represented by a shifted spline along the x-axis (denoted as `shifted` in the following).
- Use $N + 1 - d$ nodes of multiplicity 1 and 2 nodes of multiplicity d (typically on the boundary nodes: 0 and 1). This means that nodes 0 and 1 are not differentiable (see fig. 3b). We call this set-up `equispaced`.

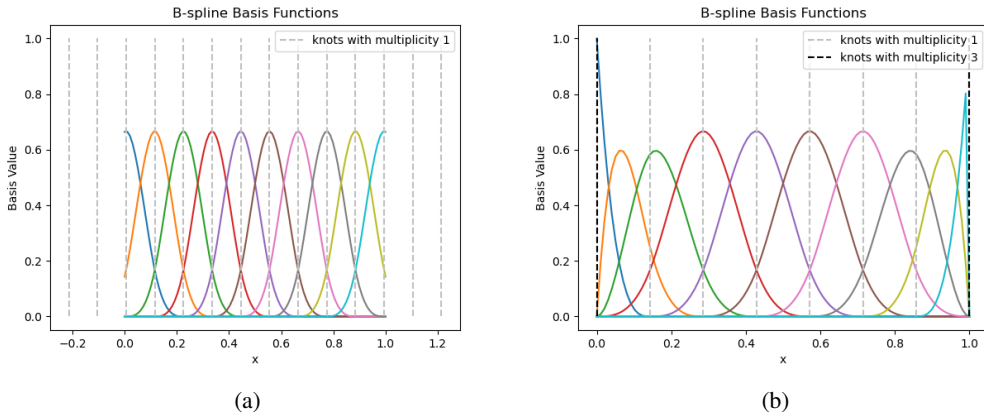


Figure 3: B-spline basis with $N = 10$ terms with shifted spline (Left) and higher multiplicity nodes (Right). Dashed lines represent nodes position with color the darker, the higher the multiplicity.

Higer-dimension basis For $1d + \text{time}$, $2d$ dataset and $2d + \text{time}$ we build a 2 (or 3) dimensional B-spline basis, *i.e.*, we treat the time coordinate as a variable as spatial ones. To build such bases, we compute the Cartesian product between the 2 (or 3) 1d-bases, 1 per dimension. This means that for a 2d dataset, for which we chose to use bases of size $N1$ and $N2$ for each coordinate, the resulting basis will have $N1 + N2 + N1 * N2$ terms. This method makes the training more costly and several techniques to improve its scalability could be used. For 3d datasets, the number of terms in the basis is cubic.

C.2 TRAINING DETAILS

In our experiments, neural networks are trained using the Adam optimizer. For network optimization, we employ a smooth $l1$ -loss for our solver while for other baselines, we use MSE loss and/or physical losses. All models are trained for at least 1,500 epochs on datasets composed of some sampling of γ and/or f and/or g . If not stated otherwise, we train our model for 750 epochs and baselines for 1,500 epochs, with Adam and an initial learning rate of 0.001. We use an exponential learning rate scheduler that lowers the learning rate by 0.995 every epoch. Experiments are conducted on NVIDIA TITAN V (12 Go) for 1d datasets and NVIDIA RTX A6000 GPU with 49Go for $1d + \text{time}$, 2d datasets or $2d + \text{time}$. We show on algorithm 3 a pseudo-code for training of our proposed method.

Algorithm 3: Training algorithm for learning to optimize physics-informed losses.

Data: $\theta_0 \in \mathbb{R}^n$, PDE (γ, f, g)

for $e = 1 \dots \text{epochs}$ **do**

for (PDE, x, u) *in dataset* **do**

 Initialize θ_0

 Compute $\theta^L = \text{Solve}(\theta_0, \gamma, f, g)$ using Algorithm 1

 Reconstruct $u_{\theta^L}(x)$

 Update the parameters ν of \mathcal{F} with gradient descent from the data loss in Equation 10.

end

end

We make use of two nested components: the solver for providing the approximate solution to the PDE and the optimizer that conditions the training of the solver. Both are using gradient descent but with different inputs and objectives. The former optimizes the PDE loss (inner loop), while the latter optimizes the gradient steps of the solver through conditioning (outer loop). Optimization of the two components proceeds with an alternate optimization scheme. In particular, this implies that the map F_ρ is kept fixed during the inner optimization process.

C.3 MODELS

We present here the architecture details for our model and the baseline on each dataset. In all our experiments, we use a GeLU (Hendrycks & Gimpel, 2016) activation function. The details of the model architecture on each dataset are presented in table 3.

Hyperparameters for Helmholtz: For the baselines, we empirically searched hyperparameters to allow the network to handle the high frequencies involved in the *Helmholtz* dataset. Unfortunately, other network architectures did not improve the results. We proceed similarly for other datasets.

Training of PPINNs: For the parametric PINN baseline, we considered different training schemes as using a unique optimizer or an improved training scheme from (Krishnapriyan et al., 2021), *i.e.* using mixed optimization with Adam and L-BFGS to train the model. For the Helmholtz dataset, we trained our model for 2000 epochs with a plateau learning rate scheduler with patience of 400 epochs. For the Poisson dataset, we trained our parametric PINN model for 5000 epochs with a cosine annealing scheduler with a maximum number of iterations of 1000. For the Reaction-diffusion dataset, we consider an initial learning rate of 0.0001 instead of 0.001.

PINNs baseline for Preconditioning: The conditioning of the problem highly depends on the parameters of the PDE and initial/boundary conditions. This can lead to unstable training when optimizing PINNs, requiring specific parameters configuration for each PDEs. To avoid an extensive research of the best training strategy, we found a configuration that allowed a good fitting of **most of the testing dataset**. This means that in the values reported in table 2, we removed trainings for which the losses exploded (only a few hard PDEs were removed, typically between none to 20). This prevents us from extensive hyper-parameter tuning on each PDE. Please note that this lower the reported relative MSE, thus advantaging the baseline. Finally, for computational reasons, we did not fitted the PINNs for more than 1,500 epochs depending on the dataset. This can explain the observed performances of this baseline since PINNs are traditionally trained for more than 10,000 epochs. We detail in table 4 the hyper-parameters for each dataset.

Moreover, we used a 3 layer NN with 256 neurons and a GeLU activation function.

Basis configuration: For all datasets, we use Spline of degree 3, built with `shifted` nodes. We change the number of terms in the basis depending on the problem considered. For the $1d$ -problem, we use 32 terms. For the $2d$ -problem, 40 elements are in the basis of each dimension, except for *Reaction-Diffusion* where the variable t has 20 terms. Moreover, during training, we use the projection of the initial conditions and/or parameters and/or forcings terms function in the basis as input to the networks.

Model	Architecture	Dataset				
		1d		1d + time	2d	2d + time
		Helmholtz	Poisson	NLRD	Darcy	Heat
PINNs	MLP depth	3	3	3	3	3
	MLP width	256	256	256	256	256
	learning rate	1e-4	1e-5	1e-4	1e-3	1e-3
	training steps	1000	1000	1500	1500	1500
PPINNs	MLP depth	8	3	5	3	3
	MLP width	64	256	256	256	256
PO-DeepONet	Branch Net depth	3	2	5	5	5
	Branch Net width	256	256	256	256	256
	Trunk Net depth	3	2	5	5	5
	Trunk Net width	256	256	256	256	256
MLP + basis	MLP depth	5	5	5	5	5
	MLP width	256	256	1,024	1,024	1,024
PI-DeepONet	Branch Net depth	3	2	5	5	5
	Branch Net width	256	256	256	256	5
	Trunk Net depth	3	2	5	5	5
	Trunk Net width	256	256	256	256	256
PINO	FNO depth	3	3	4	3	3
	FNO width	64	64	64	64	64
	FNO modes 1	16	16	10	20	7
	FNO modes 2	-	-	5	20	7
	FNO modes 3	-	-	-	-	5
	FNO fc dim	64	64	64	64	64
Ours	FNO depth	3	3	3	3	3
	FNO width	64	64	64	64	64
	FNO modes 1	16	16	10	20	7
	FNO modes 2	-	-	5	20	7
	FNO modes 3	-	-	-	-	5
	FNO fc dim	64	64	64	64	64

Table 4: Hyper parameters for PINNs+L-BFGS baseline.

Hyper-parameter	Dataset				
	1d		1d + time	2d	2d + time
	Helmholtz	Poisson	NLRD	Darcy	Heat
epochs	1,000	1,000	1,500	1,500	1,000
learning rate	1e-4	1e-5	1e-4	1e-3	1e-3

D DATASET DETAILS

For all datasets, we kept 800 samples for training and 200 as testing examples (except otherwise stated in the experiments).

D.1 HELMHOLTZ

We generate a dataset following the 1d static Helmholtz equation eq. (11). For $x \in [0, 1]$,

$$\begin{cases} u(x)'' + \omega^2 u(x) &= 0, \\ u(0) &= u_0, \\ u'(0) &= v_0. \end{cases} \quad (11)$$

The solution can be analytically derived: $u(x) = \alpha \cos(\omega x + \beta)$, with $\beta = \arctan(\frac{-v_0}{\omega u_0})$, $\alpha = \frac{u_0}{\cos(\beta)}$ and directly computed from the PDE data. We generate 1,024 trajectories for training and 256 for testing with $u_0, v_0 \sim \mathcal{N}(0, 1)$ and $\omega \sim \mathcal{U}(0.5, 50)$ and compute the solution on $[0, 1]$ with a spatial resolution of 256. For training, we keep 800 samples and use the complete dataset for the additional experiments presented in figs. 12a and 12b. Moreover, we sub-sample the spatial resolution by 4 and keep 64 points.

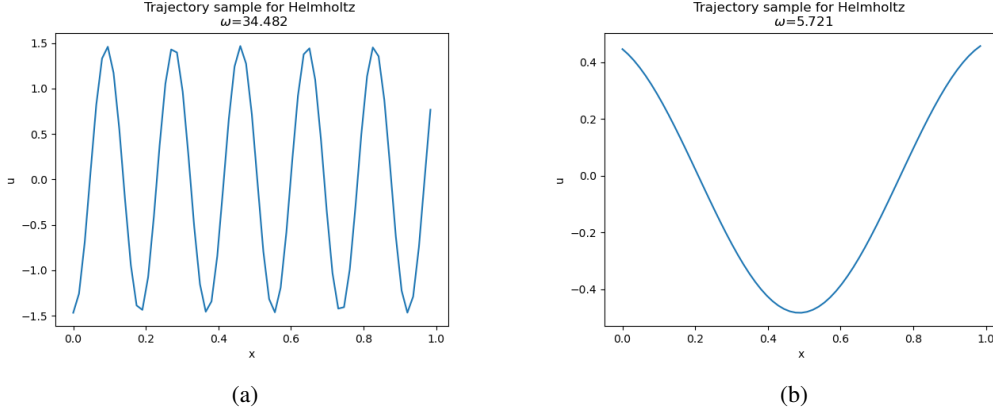


Figure 4: Samples from the Helmholtz Dataset.

D.2 POISSON

We generate a dataset following the 1d static Poisson equation eq. (12) with forcing term. For $x \in [0, 1]$,

$$\begin{cases} -u''(x) &= f(x), \\ u(0) &= u_0, \\ u'(0) &= v_0. \end{cases} \quad (12)$$

We chose f to be a non-linear forcing terms: $f(x) = \frac{\pi}{K} \sum_{i=1}^K a_i i^{2r} \sin(\pi x)$, with $a_i \sim \mathcal{U}(-100, 100)$, we used $K = 16$, $r = -0.5$, and solve the equation using a backward finite difference scheme. We generate 1,000 trajectories with $u_0, v_0 \sim \mathcal{N}(0, 1)$ and compute the solution on $[0, 1]$ with a spatial resolution of 64.

Reaction-Diffusion We use a non-linear reaction-diffusion used in (Krishnapriyan et al., 2021; Toloubidokhti et al., 2024). This PDE has been shown to be a failure case for PINNs (Krishnapriyan et al., 2021). The PDE states as follows:

$$\frac{\partial u(t, x)}{\partial t} - \nu \frac{\partial^2 u(t, x)}{\partial x^2} - \rho u(t, x)(1 - u(t, x)) = 0, \quad (13)$$

$$u(0, x) = e^{-32(x-1/2)^2}. \quad (14)$$

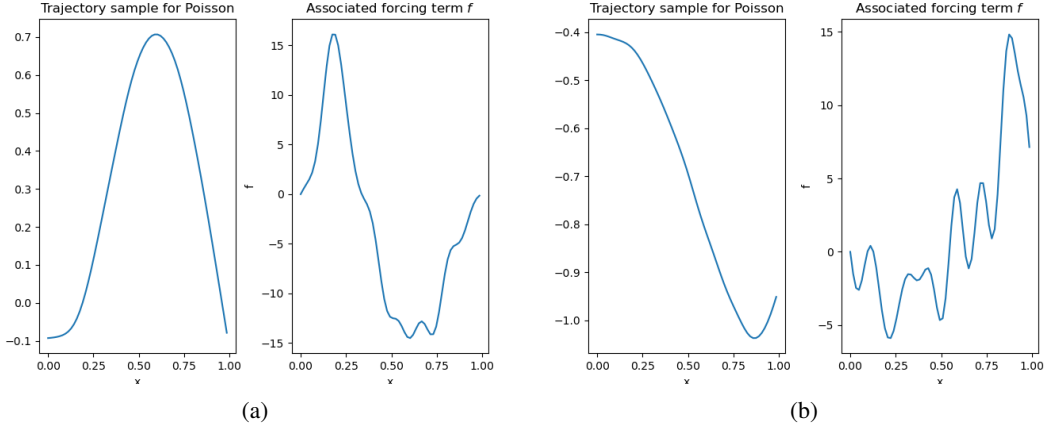


Figure 5: Samples from the Poisson Dataset.

We generate 800 trajectories by varying ν in $[1, 5]$ and ρ in $[-5, 5]$. Spatial resolution is 256 and temporal resolution is 100, which we sub-sample by 4 for training, leading to a spatial resolution of 64×25 . The PDE is solved on $[0, 1]^2$ as in (Toloubidokhti et al., 2024).

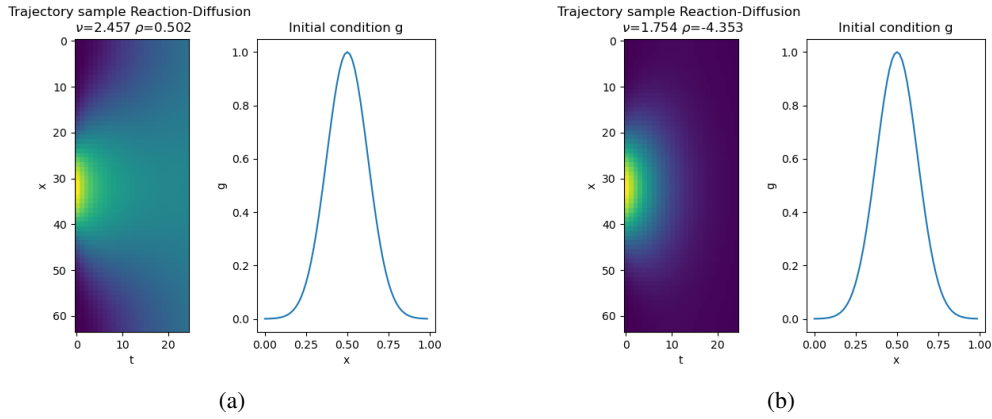


Figure 6: Samples from the Reaction-Diffusion Dataset.

Reaction-Diffusion with initial conditions : To complexify the setting, we also change initial condition of the problem (*NLRDIC* in the following). The initial condition express as follows:

$$u(x, 0) = \sum_{i=1}^3 a_i e^{-\frac{(x-h/4)^2}{4}}. \quad (15)$$

Where a_i are randomly chosen in $[0, 1]$ and $h = 1$ is the spatial resolution.

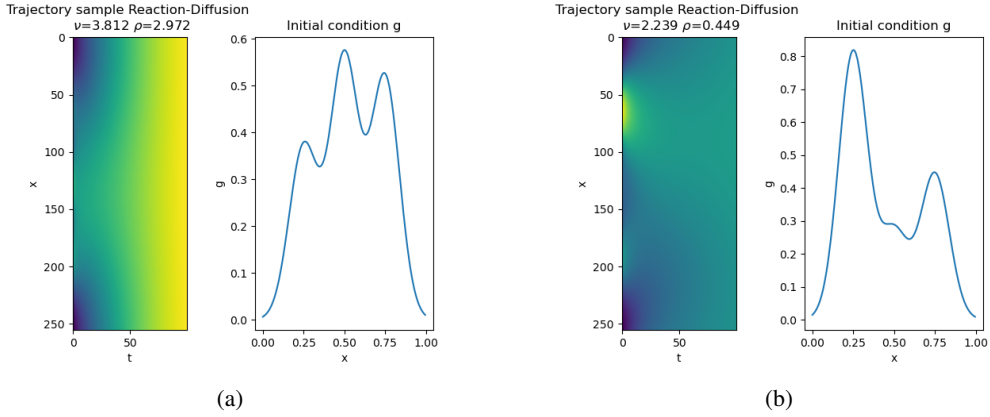


Figure 7: Samples from the Reaction-Diffusion Dataset with initial conditions changed.

D.3 DARCY FLOW

The 2d Darcy Flow dataset is taken from (Li et al., 2020) and commonly used in the operator learning literature (Li et al., 2023b; Goswami et al., 2022).

$$-\nabla \cdot (a(x) \nabla u(x)) = f(x) \quad x \in (0, 1)^2, \quad (16)$$

$$u(x) = 0 \quad x \in \partial(0, 1)^2. \quad (17)$$

For this dataset, the forcing term f is kept constant $f = 1$, and $a(x)$ is a piece-wise constant diffusion coefficient taken from (Li et al., 2020). We kept 1,000 trajectories (on the 5,000 available) with a spatial resolution of 64×64 .

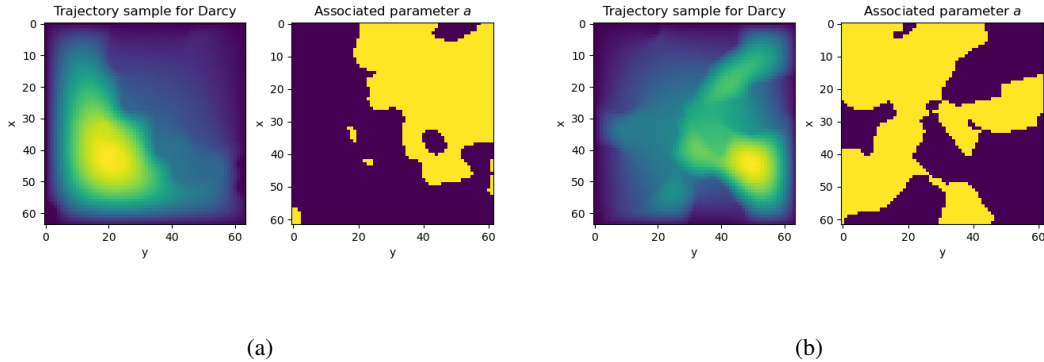


Figure 8: Samples from the Darcy Dataset.

D.4 HEAT

As a proof that our method can handle 2d + time, we consider the dataset proposed by (Zhou & Farimani, 2024).

$$\frac{\partial u(x, y, t)}{\partial t} - \nu \nabla^2 u(x, y, t) = 0, \quad (18)$$

$$u(x, y, 0) = \sum_{j=1}^J A_j \sin\left(\frac{2\pi l_{xj} x}{L} + \frac{2\pi l_{yj} y}{L} + \phi_j\right). \quad (19)$$

Where $L = 2$, ν is randomly chosen between $[2 \times 10^{-3}, 2 \times 10^{-2}]$, A_j in $[-0.5, 0.5]$, l_{xj}, l_{yj} are integers in $\{1, 2, 3\}$ and ϕ is in $[0, 2\pi]$. As a difference with (Zhou & Farimani, 2024), we randomly

chose J between 1 and $J_{max} = 5$ to have more diversity in the represented frequencies in the data. The PDE are sampled with spatial resolution 64 in x and y and temporal resolution 100. However, during training these spatial resolution and subsampled by 4 and coordinates are re scaled between 0 and 1. As for other PDEs, we use 800 trajectories for training and 200 for testing.

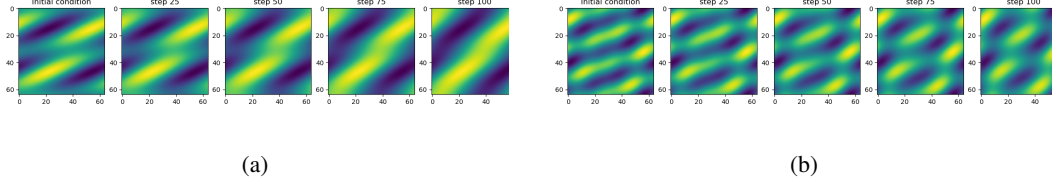


Figure 9: Samples from the Heat dataset.

D.5 ADDITIONAL DATASET: ADVECTION

The dataset is taken from (Takamoto et al., 2023).

$$\frac{\partial u(t, x)}{\partial t} + \beta \frac{\partial u(t, x)}{\partial x} = 0, \quad x \in (0, 1), t \in (0, 2], \quad (20)$$

$$u(0, x) = u_0(x), \quad x \in (0, 1). \quad (21)$$

Where β is a constant advection speed, and the initial condition is $u_0(x) = \sum_{k_i=k_1 \dots k_N} A_i \sin(k_i x + \phi_i)$, with $k_i = \frac{2\pi n_i}{L_x}$ and n_i are randomly selected in $[1, 8]$. The author used $N = 2$ for this PDE. Moreover, A_i and ϕ_i are randomly selected in $[0, 1]$ and $(0, 2\pi)$ respectively. Finally, L_x is the size of the domain (Takamoto et al., 2023).

The PDEBench’s Advection dataset is composed of several configurations of the parameter β ($\{0.1, 0.2, 0.4, 0.7, 1, 2, 4, 7\}$), each of them is composed of 10,000 trajectories with varying initial conditions. From these datasets, we sampled a total of 1,000 trajectories for $\beta \in \{0.2, 0.4, 0.7, 1, 2, 4\}$ (which gives about 130 trajectories for each β). This gives a dataset with different initial conditions and parameters. Moreover, during training, we sub-sampled the trajectories by 4, leading to a grid of resolution 25 for the t -coordinate and 256 for the x -coordinate.

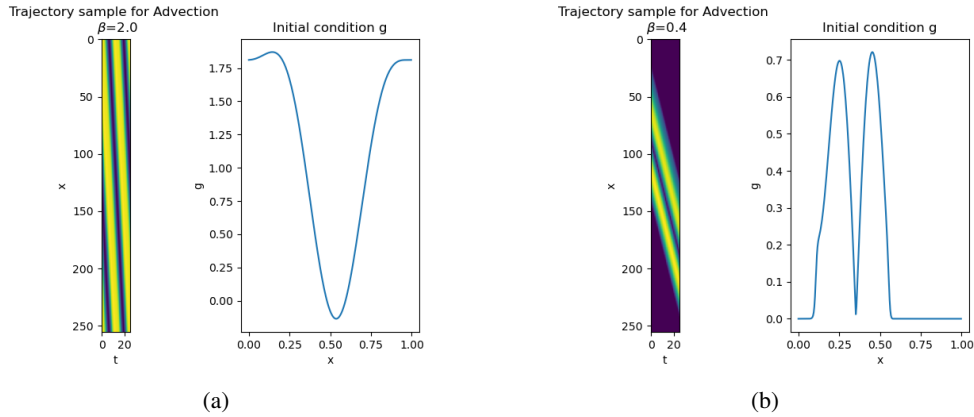


Figure 10: Samples from the Advections Dataset.

D.6 SUMMARY OF PROBLEM SETTINGS CONSIDERED

A summary of the datasets and parameters changing between 2 trajectories are presented in table 5.

Table 5: Parameters changed between each trajectory in the considered datasets in the main part of the paper as well as additional datasets (Advections and NLRDIC).

Dataset	Changing PDE data	Range / Generation
Helmholtz	ω	$[0.5, 50]$
	u_0	$\mathcal{N}(0, 1)$
	v_0	$\mathcal{N}(0, 1)$
Poisson	A_i	$[-100, 100]$
	u_0	$\mathcal{N}(0, 1)$
	v_0	$\mathcal{N}(0, 1)$
Reaction-diffusion	ν	$[1, 5]$
	ρ	$[-5, 5]$
Darcy	$a(x)$	$\psi_{\#} \mathcal{N}(0, (-\Delta + 9I)^{-2})$ with $\psi = 12 * \mathbf{1}_{\mathbb{R}_+} + 3 * \mathbf{1}_{\mathbb{R}_+}$
Heat	ν	$[2 \times 10^{-3}, 2 \times 10^{-2}]$
	J_{max}	$\{1, 2, 3, 4, 5\}$
	A	$[0.5, -0.5]$
	K_x, K_y	$\{1, 2, 3\}$
	ϕ	$[0, 2\pi]$
Advection	β	$\{0.2, 0.4, 0.7, 1, 2, 4\}$
	A_i	$[0, 1]$
	ϕ_i	$[0, 2\pi]$
	k_i	$\{2k\pi\}_{k=1}^8$
NLRDIC	ν	$[1, 5]$
	ρ	$[-5, 5]$
	a_i	$[0, 1]$

E ADDITIONAL EXPERIMENTS

E.1 ABLATION

We experimentally show some properties of our iterative method. These evaluations are made on a test set composed of several instances of PDE with varying configurations (γ, f, g) . These experiments are performed on the *Helmholtz* equation which appeared as one of the more complex to optimize in our evaluation with $L = 5$ unless stated otherwise.

Error w.r.t the number of steps L On fig. 11, we show that having more optimizer steps allows for a better generalization. However, we observed in our experiments that the generalization error stabilizes or even increases after the proposed 5 steps. This limitation of the solver should be investigated in future work in order to allow the model to make more iterations. Note that for this experiment, we lowered batch size (and adapted learning rate accordingly) when the number of steps increased (fig. 11).

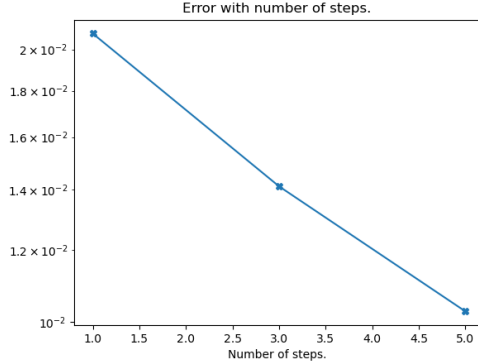


Figure 11: Error on the test set (*Helmholtz* equation) *w.r.t* the number of iterations

Error w.r.t the number of training samples On figs. 12a and 12b, we show that compared to other physics-informed baselines, our solver requires fewer data to learn to solve PDE. Note that on this simple example, the *MLP+basis* baseline also performed well. However, as shown in table 2, this is not the case for all the datasets. The contribution of the iterative procedure clearly appears with $2\times$ less data, our models performs best than this baseline.

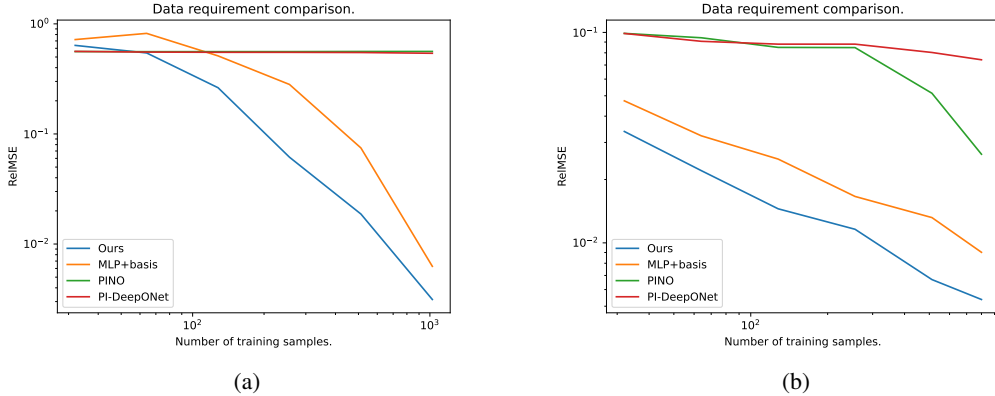


Figure 12: Relative MSE on the test set *w.r.t* the number of training samples on *Helmholtz* (left) and *Darcy* (right) datasets.

Optimization with \mathcal{L}_{PDE} Table 6 shows that optimizing our network with physical loss greatly complexifies training. Indeed, adding an ill-conditioned loss to the standard MSE makes training ill-conditioned.

Table 6: How the physical loss complexify training and lowers performances. Metrics in Relative MSE on the test set of *Helmholtz* equation.

Input	Relative MSE
$\mathcal{L}_{\text{PDE}} + \mathcal{L}_{\text{DATA}}$	1.11
$\mathcal{L}_{\text{DATA}}$	2.19e-2

Iterative update & SGD-based update In table 7, we compare two optimizer configurations. "Direct" means that the network directly predicts the parameters for the next step (*i.e.* $\theta^{k+1} = \mathcal{F}_\varrho(\nabla \mathcal{L}_{\text{PDE}}(\theta^k), \gamma, f, g)$), while "GD", corresponds to the update rule described before and using SGD as the base algorithm $\theta^{k+1} = \theta^k - \eta \mathcal{F}_\varrho(\nabla \mathcal{L}_{\text{PDE}}(\theta^k), \gamma, f, g)$. The latter clearly outperforms the direct approach and shows that leaning increments is more efficient than learning a direct mapping between two updates. As shown in table 7 increasing the number of steps improves the performance (shown here for 1 and 5 update steps). However the performance does not improve anymore after a few steps (not shown here).

Table 7: Comparison of different optimizer configurations for solving the *Helmholtz* equation. Metrics in Relative MSE on the test set.

N-steps	Relative MSE	
	Direct	GD
1-step	1.08e-1	8.5e-2
5-step	9.07e-2	2.19e-2

Optimization with different inner learning rates On table 8, we study the performance of our proposed method with different inner learning rates η . As expected, a higher learning rate leads to better performances since, the optimization is taking bigger steps.

Table 8: Ablation on the inner learning rate. Metrics in Relative MSE on the test set of *Helmholtz* equation.

learning rate	Relative MSE
0.01	7.32e-2
0.1	4.93e-2
1	2.19e-2

Quantifying the importance of input feature for the learned solver As indicated in eq. (9) the inputs of our learned solver are $(\gamma, f, g, \nabla \mathcal{L}_{\text{PDE}}(\theta_L))$. We performed experiments by removing either γ or $\nabla \mathcal{L}_{\text{PDE}}(\theta_L)$ from the input (For the *Helmholtz* equation, there is no forcing term f). The BC g are kept since they are part of the PDE specification and are required for ensuring the uniqueness of the solution. This experiment (table 9) illustrates that conditioning on the PDE parameters γ is indeed required to solve the parametric setting. Without γ , the solver has no hint on which instance should be used. The addition of the gradient information, ∇ , which is at the core of our method, is indeed crucial for improving the convergence and validates our setting.

Table 9: Effect of using the gradient as input *w.r.t* the PDE parameters. Metrics in Relative MSE on the test set of *Helmholtz* equation.

Input	Relative MSE
$\gamma + \mathbf{g}$	3.75e-1
$\nabla + \mathbf{g}$	1.07e-1
$\nabla + \gamma + \mathbf{g}$	2.19e-2

Non-linear Reconstruction Finally, we showed by a simple experiment that our model can handle non linear cases (see table 10). We propose to model the solution u using a *non-linear combination of the basis terms* ϕ_i . The relation between the ϕ_i s is modeled using a simple NN with one hidden layer and a \tanh activation function. This experiment is performed on the *Poisson* PDE.

Table 10: Non linear combination of the basis. Relative MSE on the test set for our proposed method and comparison with other non linear models and optimizers.

baselines	Relative MSE
PINNs+L-BFGS	8.83e-1
PPINNs	4.30e-2
Ours	3.44e-3

E.2 STATISTICAL ANALYSIS

We provide a statistical analysis on some datasets. These experiments are conducted using $L = 5$ (instead of $L = 2$ in table 2). For computational cost reasons, we did not make this experiment on all datasets, but kept 2 datasets in 1d (table 11), 1 dataset in 1d+time and 1 dataset in 2d (table 12) so that several configurations and data sizes are represented.

Table 11: Results of trained models with error bars on 1d datasets - metrics in Relative MSE on test set. Best performances are highlighted in **bold**, second best are underlined.

		1d		
	Baseline	Helmholtz	Poisson	
Supervised	<i>MLP + basis</i>	<u>5.26e-2 ± 7.56e-3</u>	1.58e-1 ± 7.98e-3	
Unsupervised	<i>PPINNs</i>	8.33e-1 ± 5.61e-3	3.59e-2 ± 2.11e-2	
	<i>PO-DeepONet</i>	9.84e-1 ± 6.93e-4	1.79e-1 ± 3.09e-2	
Hybrid	<i>PI-DeepONet</i>	9.81e-1 ± 2.25e-3	1.25e-1 ± 1.04e-2	
	<i>PINO</i>	9.95e-1 ± 3.30e-3	<u>3.27e-3 ± 1.38e-3</u>	
	<i>Ours</i>	2.17e-2 ± 1.12e-3	4.07e-5 ± 2.65e-5	

Table 12: Results of trained models with error bars on 1d + time and 2d datasets - metrics in Relative MSE on test set. Best performances are highlighted in **bold**, second best are underlined.

		1d + time	2d
Baseline		1dnlrd	Darcy-Flow
Supervised	<i>MLP + basis</i>	<u>2.83e-5 ± 6.83e-7</u>	<u>3.78e-2±2.09e-3</u>
Unsupervised	<i>PPINNs</i>	4.64e-1 ± 1.92e-2	9.99e-1±2.63e-2
	<i>PO-DeepONet</i>	4.18e-1 ± 1.04e-2	8.32e-1±2.51e-4
Hybrid	<i>PI-DeepONet</i>	7.88e-2 ± 1.96e-4	2.72e-1 ± 4.44e-3
	<i>PINO</i>	8.00e-5 ± 1.00e-5	1.17e-1 ± 1.42e-2
	<i>Ours</i>	2.61e-5 ± 2.53e-6	1.62e-2 ± 3.06e-4

E.3 COMPUTATIONAL COST

As we can see on table 13, our model takes longer to train due to the iterative process occurring at each epoch. However, note that this is training time; inference time is similar to other methods (see table 14). We detail a justification for this additional training time compared to PINNs variants below:

- **Comparison with vanilla PINNs:** Consider the following experiment. Suppose we train a classical PINN on a single instance of the Darcy PDE. Based on the training times shown in table 13, using this method, we performed 1, 500 steps, which took 420 minutes for training (please note that the performances were less accurate than our model’s performance). If we wanted to train a PINNs on each PDE of our entire test dataset for 15000 epochs (sometimes even more steps are required), this would take 4200 minutes or stated otherwise approximately 3 days. Suppose now, that one wants to solve an additional equation. This will require an average of 0.226 seconds (see table 14) with our method, while PINNs would require an entirely new training session of approximately 20 minutes for 15, 000 steps. This makes our method 5, 000 times faster than traditional PINNs for solving any new equation.
- **Comparison with PINNs parametric variants:** Now let us consider a parametric variant of PINNs to handle multiple PDEs (PPINNs for parametric PINNs). In table 2, PPINNs was trained for 5000 epochs only. Let us consider training it further as suggested for vanilla PINNs, until 15, 000 epochs. First, this training would require approximately 19h30m. Then, the optimization problem is still ill-conditioned, training further would probably not significantly improve the performance.

Table 13: Training time of the experiments shown in Table 2. of the paper on a NVIDIA TITAN RTX (25 Go) GPU. d stands for days, h for hours, m for minutes.

Dataset	Helmholtz	Poisson	1dnlrd	Darcy	Heat
MLP + basis	30m	20m	1h10m	2h	4h45
PPINNs	15m	20m	4h15m	6h30m	1d2h
PINNs+L-BFGS	15h15	7h35	20h30	7h	13h
PODON	10m	10m	3h30m	1d9h	22h
PIDON	10m	10m	3h30m	1d10h30m	22h
PINO	15m	10m	1h10m	45m	2h40
Ours	30m	30m	4h30	10h15	1d 13h

Table 14: Inference time on the test set (in seconds). All experiment are conducted on a single NVIDIA RTX A6000 (48Go). We report the mean time computed on the test set to evaluate the baselines as performed on Table 2 in the paper (*i.e.* with 10 test-time optimization steps when applicable and 20 steps on the Heat dataset).

Dataset	Helmholtz	Poisson	1dnlrd	Darcy	Heat
MLP + basis	1.12e-2	1.18e-2	1.25e-2	1.19e-2	1.66e-2
PPINNs	3.09e-1	2.03e-1	2.91e-1	3.22e-1	5.45e-1
PODON	3.27e-1	2.71e-1	4.38e-1	6.32e-1	8.85e-1
PIDON	3.32e-1	2.96e-1	4.43e-1	6.35e-1	8.80e-1
PINO	3.14e-1	1.24e-1	5.19e-1	2.21e-1	8.08e-1
Ours	2.58e-1	2.16e-1	2.84e-1	2.26e-1	2.90e-1

E.4 ADDITIONAL DATASETS

We provide additional experiment on 2 new datasets: Non-linear Reaction-Diffusion in a more complex setting and Advections. We refer the reader to appendix D for the details about the PDE setting. These datasets were not included in the main part of the paper due to a lack of space in the results table.

Table 15: Results of trained models on additional datasets - metrics in Relative MSE on test set. Best performances are highlighted in **bold**, second best are underlined.

	Baseline	NLRDIC	Advections
Supervised	<i>MLP + basis</i>	9.88e-4	6.90e-2
Unsupervised	<i>PPINNs</i>	3.71e-1	4.50e-1
	<i>PO-DeepONet</i>	4.36e-1	5.65e-1
Hybrid	<i>PI-DeepONet</i>	5.39e-2	4.26e-1
	<i>PINO</i>	3.79e-3	6.51e-4
	<i>Ours</i>	<u>1.41e-3</u>	<u>5.39e-3</u>

These additional dataset show cases where baselines are performing very well on the considered PDE. For *Advections*, PINO reached very good performances. We believe that the Fourier layers used in the model fits well to the phenomenon. Indeed, the solution is represented using a combination of sine moving with time. This simple dynamics is easily captured using Fourier transformations. Our B-Splines basis can be sub-optimal for this dataset. For the complexified version of *NLRD*, *NLRDIC*, it is the supervised baseline that performs best. This dataset, does not present high frequencies, and the MLP looks sufficiently expressive to find the coefficient in the basis. However, this baseline had difficulties to reconstruct the higher frequencies in *Advections*. Even if our model does not perform best on these datasets, it is ranked second. We believe that these additional results show the robustness of our method.

F QUALITATIVE RESULTS

This section is dedicated to visualization of the results of our model, baselines and optimizers, presented in section 4. For each PDE considered, we chose 2 samples in the test sets and compute the solutions with our model and the different baselines. We provide visualization samples with $L = 5$ *i.e.* results proposed in tables 11 and 12 to detail more precisely the evolution of the solution at several steps of optimization. 3 datasets are shown with $L = 2$: *Heat* for computational reasons (training with $L = 5$ is much more expensive when the dimension of the problem increases) and the 2 additional datasets trained only with $L = 2$ (*Advections* and *NLRDIC*). Then, we show the evolution of the reconstruction of the solution with our method *i.e.* we plot the solution at each step of the optimization (figs. 13a, 13b, 16a, 16b, 19a, 19b, 22a, 22b, 25a, 25b, 28a, 28b, 31a and 31b) and we compare the final prediction with baselines' (figs. 14a, 14b, 17a, 17b, 20a, 20b, 23a, 23b, 26a, 26b, 29a, 29b, 32a and 32b). Finally, we chose 20 (6 for *Heat*) PDEs and we reproduce fig. 2 for every dataset. More precisely, we optimize one PINN per PDE using Adam, we fit our basis using several optimizers (GD, ADAM, L-BFGS and our learned optimization process) and we fine-tune the learned PINO for 10,000 steps and visualize the evolution of the MSE (averaged at each step on the selected PDE). These figures show the relevance of learning the optimizer when using physics-informed losses (figs. 15, 18, 21, 24, 27, 30 and 33).

F.1 HELMHOLTZ

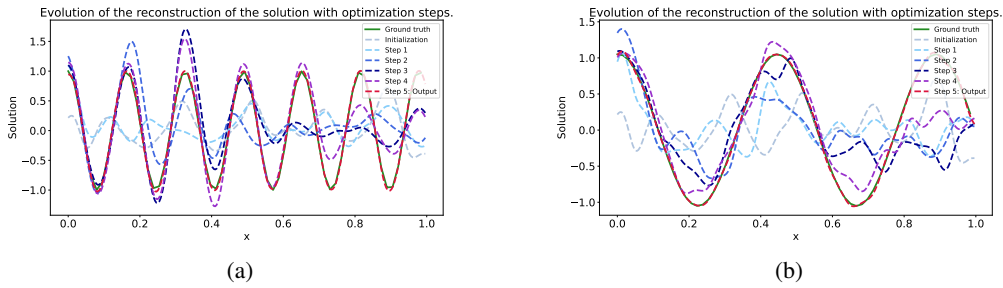


Figure 13: Reconstruction of the solution using our optimizer on the Helmholtz dataset.

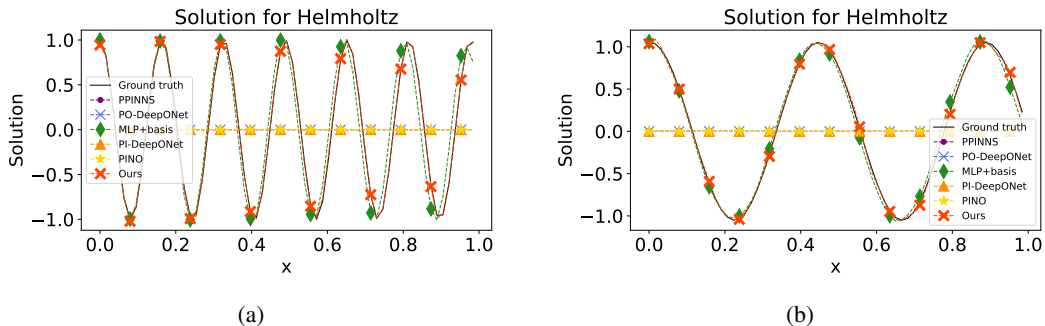


Figure 14: Visual comparison of the solutions for the Helmholtz equation.

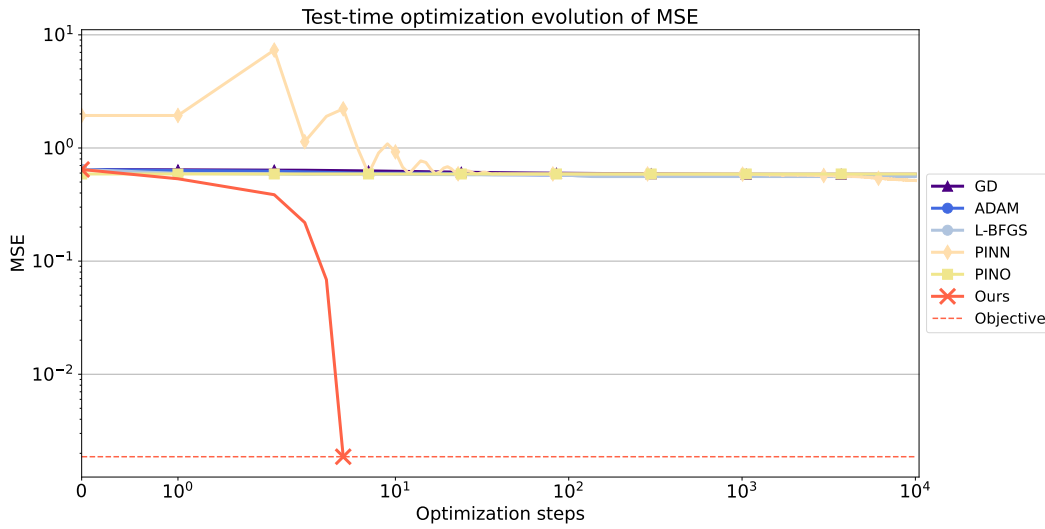


Figure 15: Test-time optimization based on the physical residual loss \mathcal{L}_{PDE} on *Helmholtz*. Note that, even though hardly visible on this figure, the optimization is running very slowly and the PINN MSE (orange) decreases for the last steps. This dataset will probably need even more steps before convergence.

F.2 POISSON

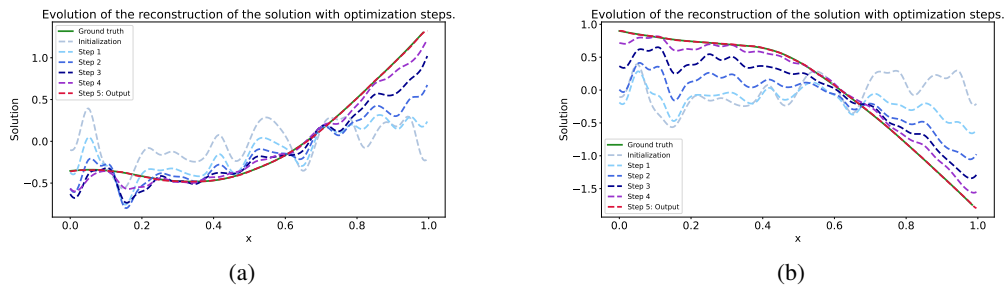


Figure 16: Reconstruction of the solution using our optimizer on the Poisson dataset.

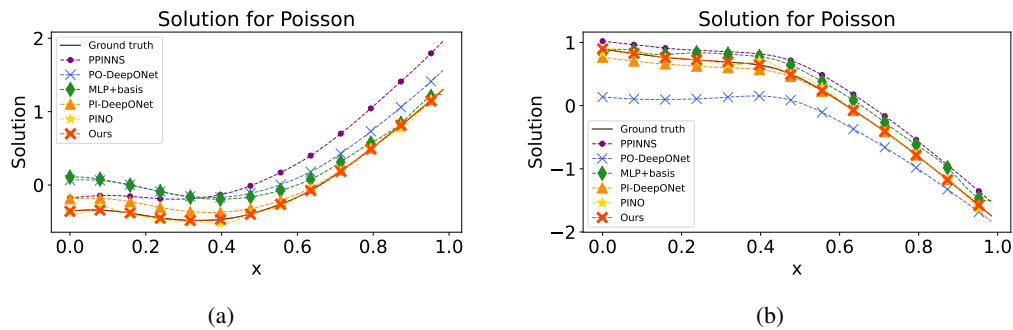


Figure 17: Visual comparison of the solutions for the Poisson equation.

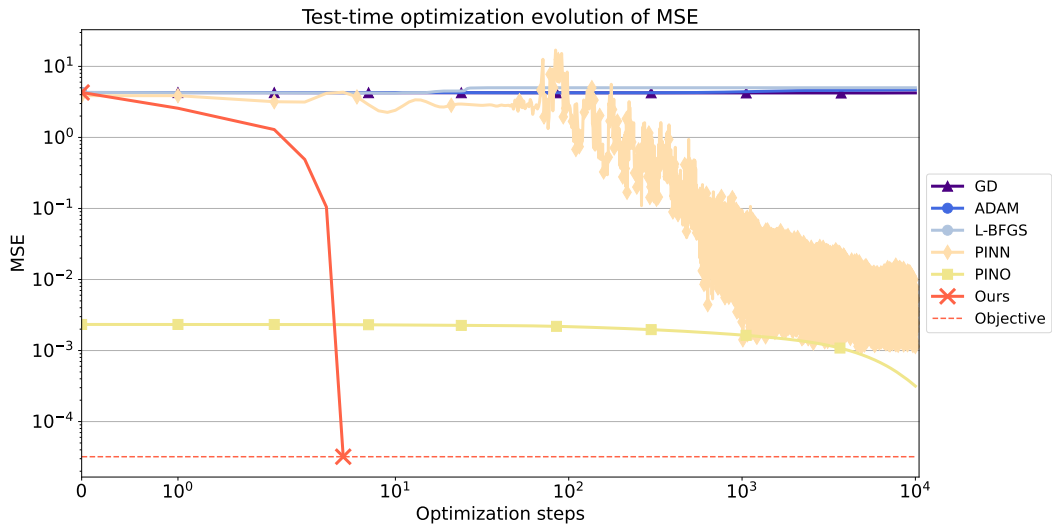


Figure 18: Test-time optimization based on the physical residual loss \mathcal{L}_{PDE} on *Poisson*.

F.3 REACTION-DIFFUSION

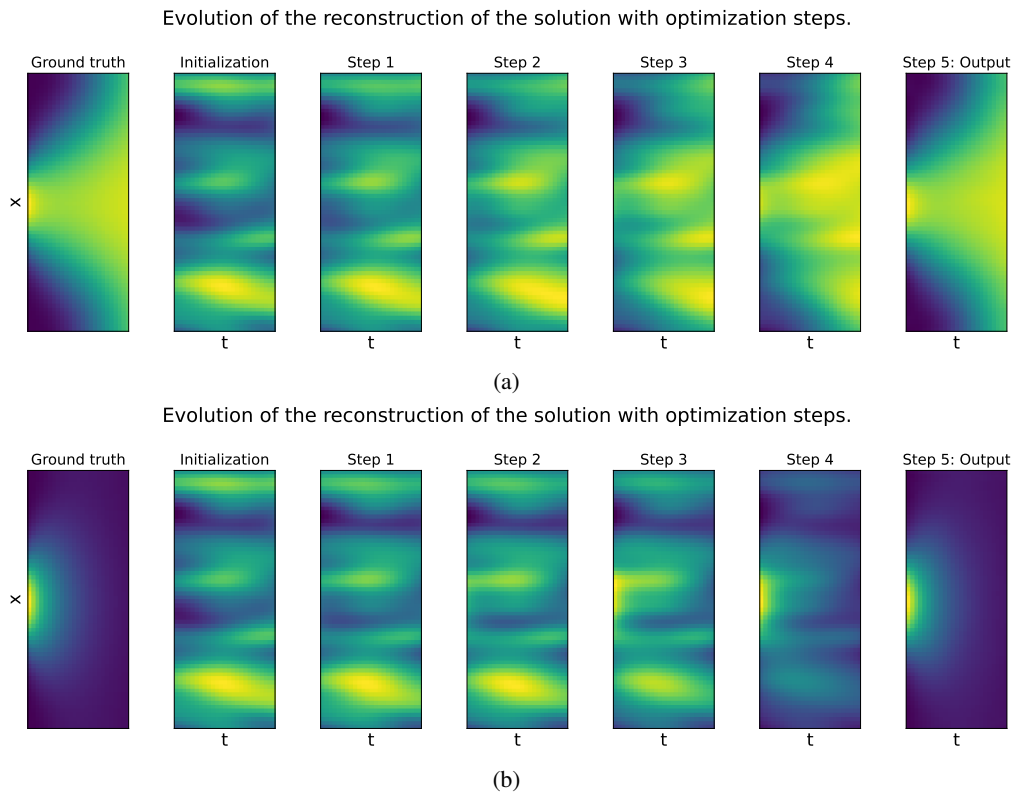


Figure 19: Reconstruction of the solution using our optimizer on the Reaction-Diffusion dataset.

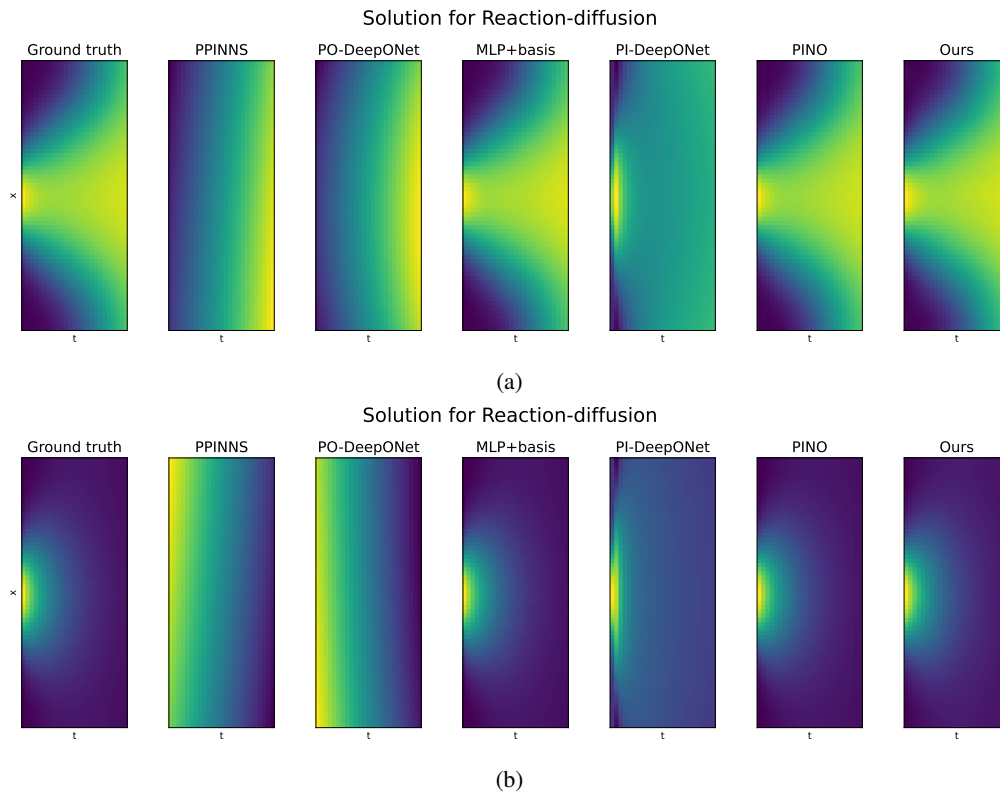


Figure 20: Visual comparison of the solutions for the Reaction-Diffusion equation.

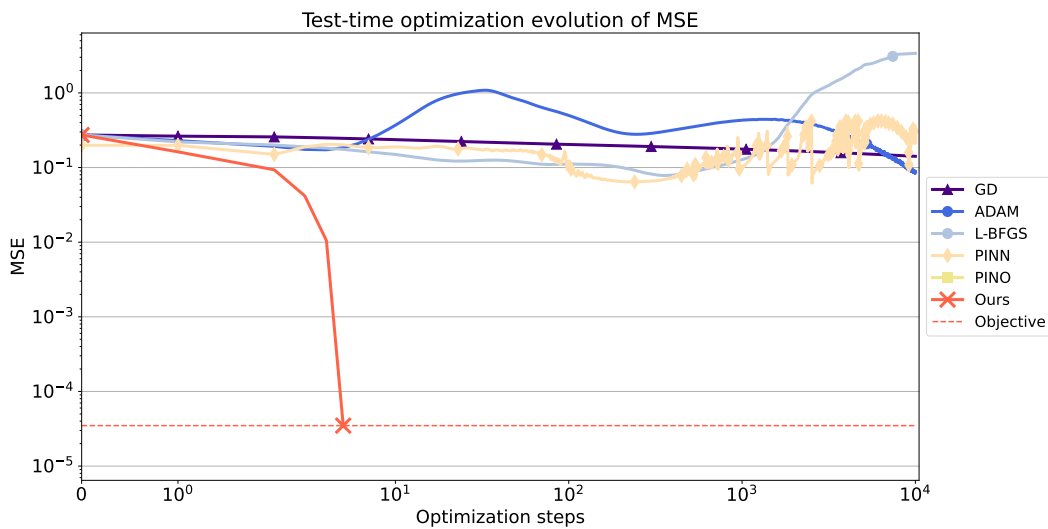


Figure 21: Test-time optimization based on the physical residual loss \mathcal{L}_{PDE} on *NLRD*.

F.4 DARCY

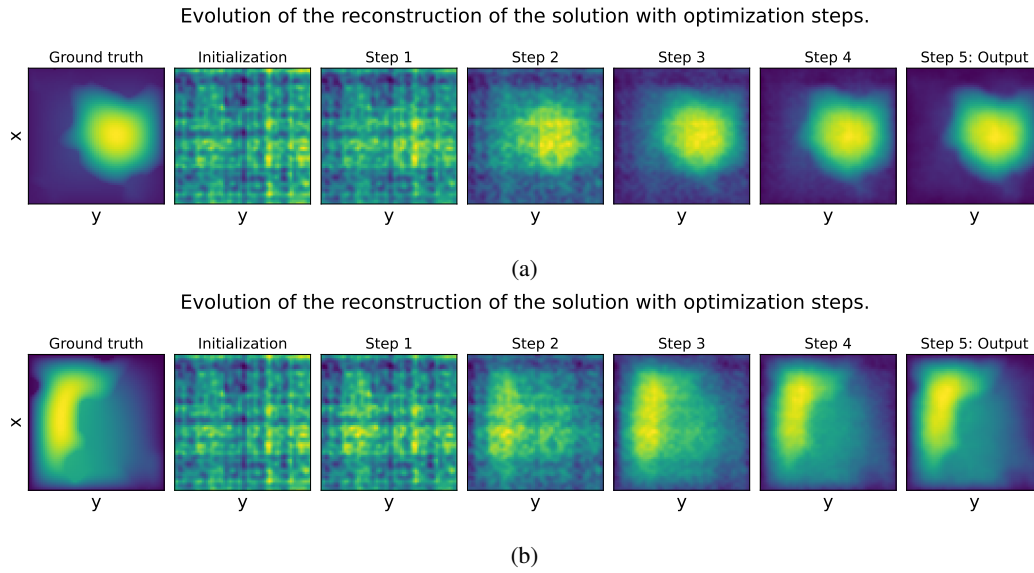


Figure 22: Reconstruction of the solution using our optimizer on the Darcy dataset.

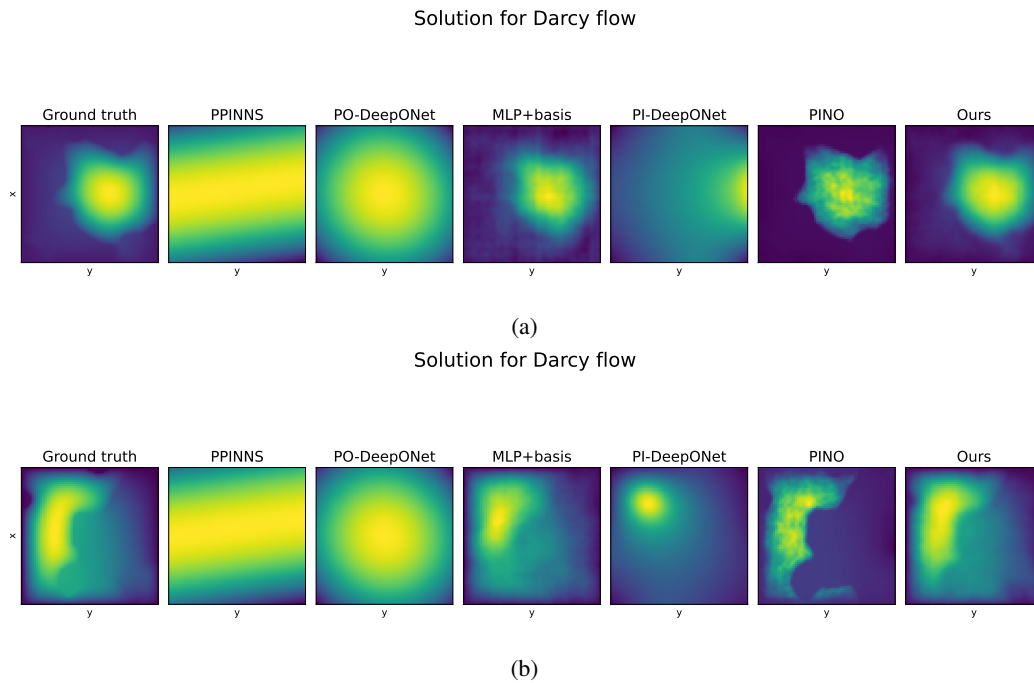


Figure 23: Visual comparison of the solutions for the Darcy equation.

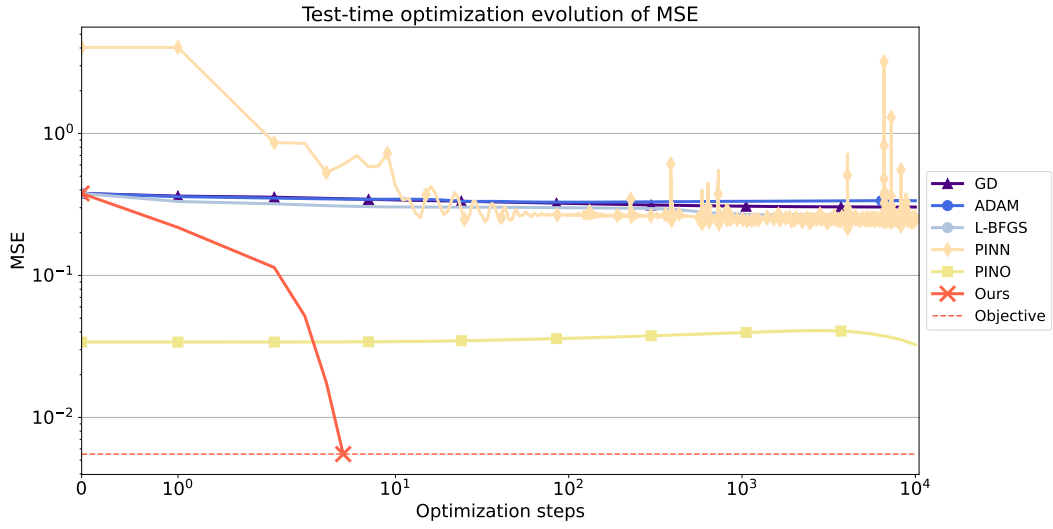
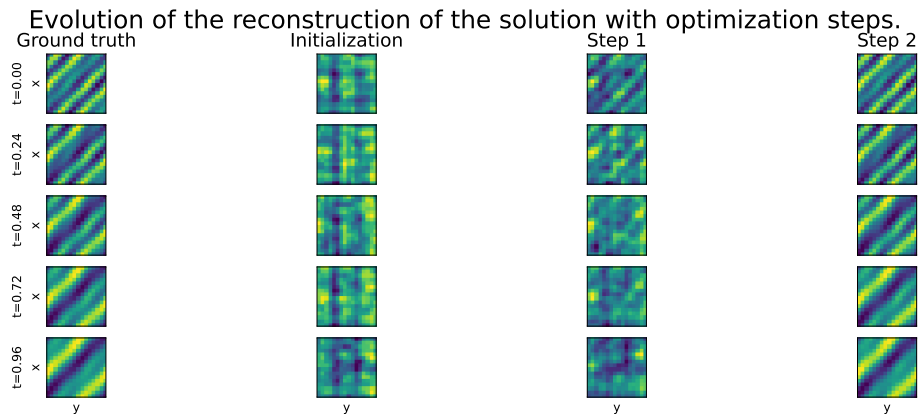
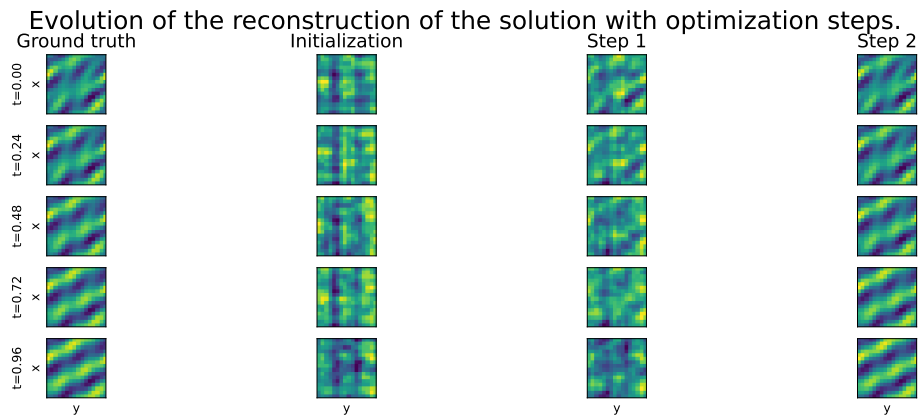


Figure 24: Test-time optimization based on the physical residual loss \mathcal{L}_{PDE} on *Darcy*.

F.5 HEAT



(a)



(b)

Figure 25: Reconstruction of the solution using our optimizer on the Heat dataset.




Figure 26: Visual comparison of the solutions for the Heat equation.

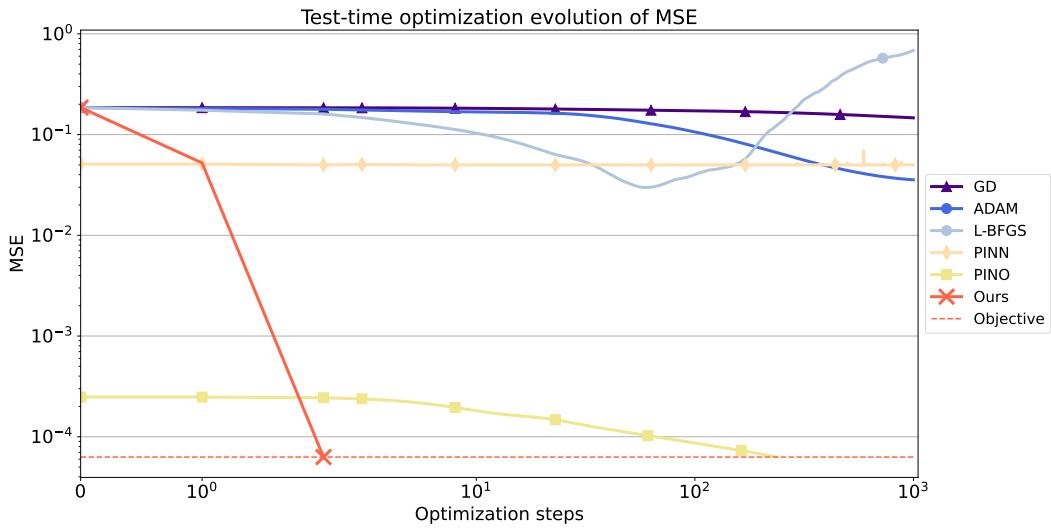


Figure 27: Test-time optimization based on the physical residual loss \mathcal{L}_{PDE} on *Heat*. For computational reasons, this experiment has been conducted on 1,000 steps only.

F.6 ADVECTION

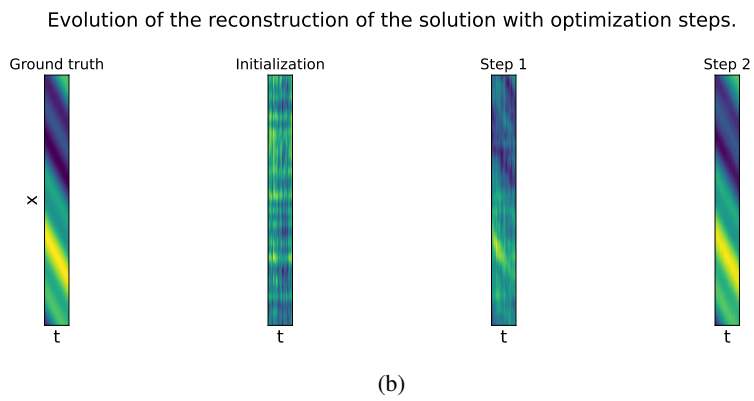
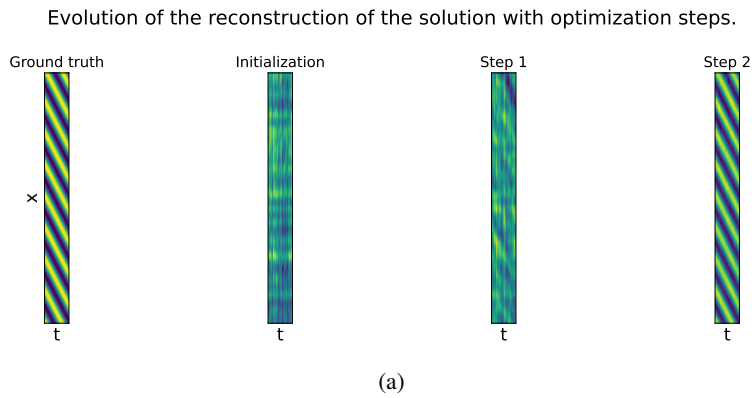


Figure 28: Reconstruction of the solution using our optimizer on the Advection dataset.

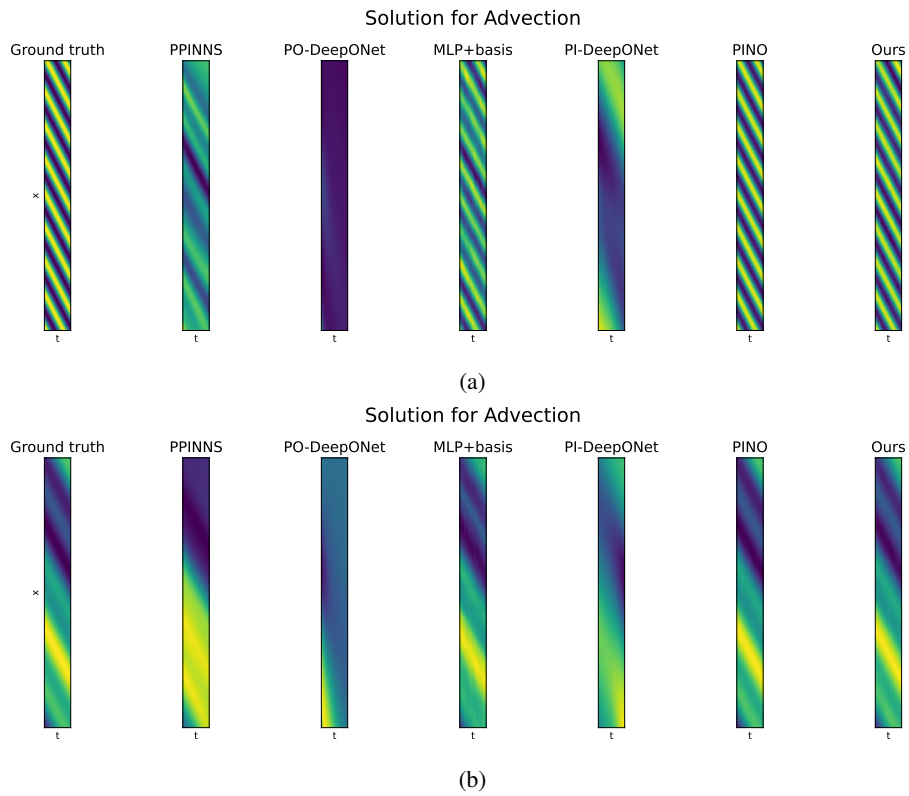


Figure 29: Visual comparison of the solutions for the Advection equation.

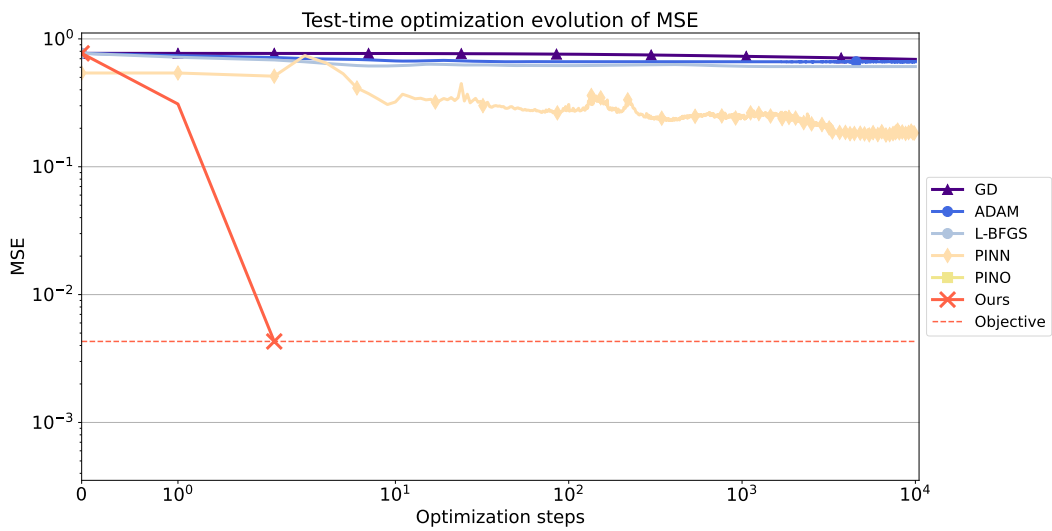
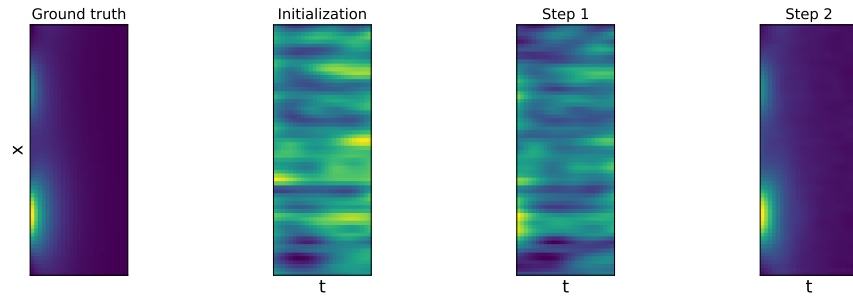


Figure 30: Test-time optimization based on the physical residual loss \mathcal{L}_{PDE} on *Advection*.

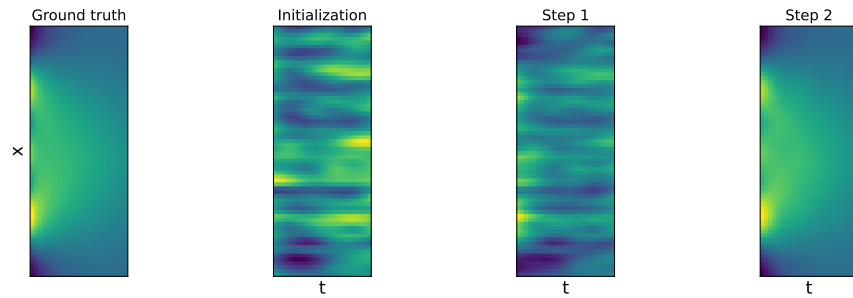
F.7 NON-LINEAR REACTION-DIFFUSION WITH INITIAL CONDITIONS

Evolution of the reconstruction of the solution with optimization steps.



(a)

Evolution of the reconstruction of the solution with optimization steps.



(b)

Figure 31: Reconstruction of the solution using our optimizer on the NLRDIC dataset.

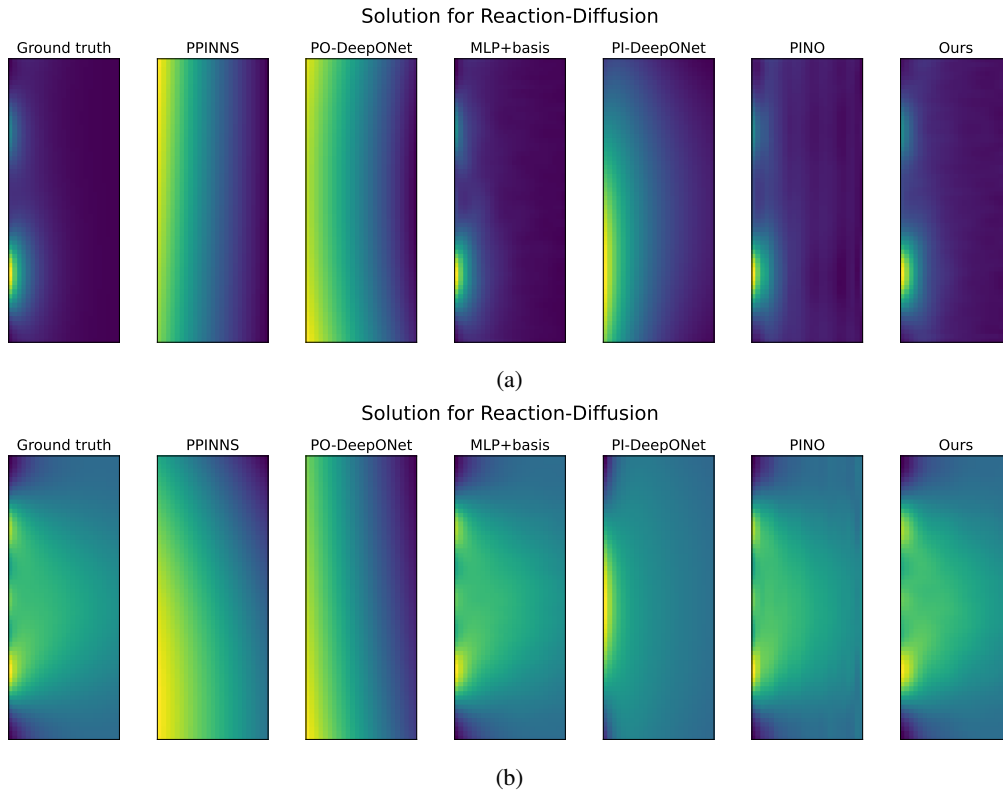


Figure 32: Visual comparison of the solutions for the NLRD with varying IC equation.

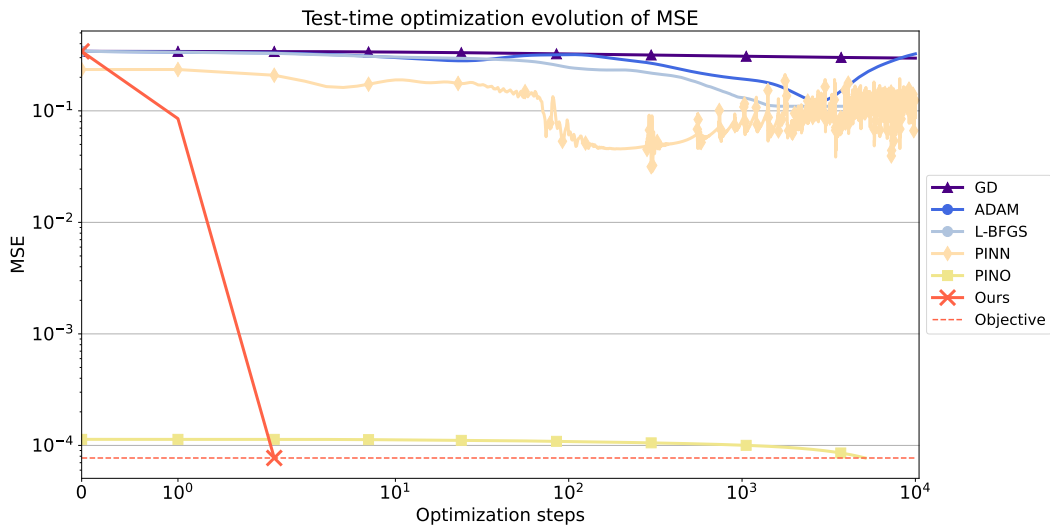


Figure 33: Test-time optimization based on the physical residual loss \mathcal{L}_{PDE} on *NLRD* with varying IC.