

Suppress Content Shift: Better Diffusion Features via Off-the-Shelf Generation Techniques

Benyuan Meng^{1,2} Qianqian Xu^{3,4*} Zitai Wang³
Zhiyong Yang⁵ Xiaochun Cao⁶ Qingming Huang^{5,3,7*}

¹Institute of Information Engineering, CAS

²School of Cyber Security, University of Chinese Academy of Sciences

³Key Lab. of Intelligent Information Processing, Institute of Computing Technology, CAS

⁴Peng Cheng Laboratory

⁵School of Computer Science and Tech., University of Chinese Academy of Sciences

⁶School of Cyber Science and Tech., Shenzhen Campus of Sun Yat-sen University

⁷Key Laboratory of Big Data Mining and Knowledge Management, CAS

mengbenyuan@iie.ac.cn {xuqianqian,wangzitai}@ict.ac.cn
{yangzhiyong21,qmhuang}@ucas.ac.cn caoxiaochun@mail.sysu.edu.cn

Abstract

Diffusion models are powerful generative models, and this capability can also be applied to discrimination. The inner activations of a pre-trained diffusion model can serve as features for discriminative tasks, namely, diffusion feature. We discover that diffusion feature has been hindered by a hidden yet universal phenomenon that we call content shift. To be specific, there are content differences between features and the input image, such as the exact shape of a certain object. We locate the cause of content shift as one inherent characteristic of diffusion models, which suggests the broad existence of this phenomenon in diffusion feature. Further empirical study also indicates that its negative impact is not negligible even when content shift is not visually perceivable. Hence, we propose to suppress content shift to enhance the overall quality of diffusion features. Specifically, content shift is related to the information drift during the process of recovering an image from the noisy input, pointing out the possibility of turning off-the-shelf generation techniques into tools for content shift suppression. We further propose a practical guideline named GATE to efficiently evaluate the potential benefit of a technique and provide an implementation of our methodology. Despite the simplicity, the proposed approach has achieved superior results on various tasks and datasets, validating its potential as a generic booster for diffusion features. Our code is available at [this url](#).

1 Introduction

Diffusion models (DMs) [15, 34] are a prevalent family of generative models for various tasks [36, 35, 25]. This strong generative capability can be applied to discrimination [21]. Diffusion Feature (DF), a popular approach, extracts inner activations from a pre-trained diffusion model as vision features [1, 50, 60, 57, 37, 62], similarly to how ResNet [14] serves as a feature extractor. Extracting features with a vastly pre-trained diffusion model grants this approach strong robustness and generalizability. Furthermore, it enjoys the philosophy of hitchhiking, a solid research paradigm in the age of large base models [44]: advancements in diffusion models can all be transformed into better feature quality. It promises this research direction a bright future.

*Corresponding authors.




Figure 1: Current diffusion features widely suffer from content shift, *i.e.*, content differences between inputs and features. Due to the inherent connection, content shift can be suppressed with off-the-shelf generation techniques.

Have we already obtained satisfying diffusion features? The original role of diffusion models, generation, has provided an inspiring perspective. There is an endless pursuit among AIGC players² for better control over generation [17, 58, 53, 28]. This implies the inherent difficulty in controlling diffusion models: their generation results may not be exactly the same as intended. Will this property of diffusion models also affect the quality of diffusion features? We visualize some diffusion features in Figure 1 and find that they do contain detail differences from inputs, which might hinder the performance. We name this phenomenon *content shift*, *i.e.*, content differences between diffusion features and the input image. Although we have just shown an example with very obvious content shift, it is in fact intentionally amplified for observation. Under more practical feature extraction settings, the magnitude of content shift would be significantly weaker for visual perception. In Section 4, however, empirical results show that even in such cases, the negative impact of content shift on discrimination is not negligible, indicating the necessity to suppress it for diffusion features of better quality.

In pursuit of a method to suppress content shift, we need to further investigate why this phenomenon exists. We notice in Section 4 that the diffusion backbone reconstructs clean inner representations from noisy inputs in the middle of UNet before predicting noises based on the reconstructed content. The diffusion features we are using are in fact the reconstructed representations, which answers why we can obtain clean features from noisy images. However, since high-frequency details are potentially blurred out by noises and then recovered by “imagination”, this reconstruction process inherently suffers from the risk of drifting from the original image. Content shift in diffusion features, naturally, is the reflection of such drift during reconstruction. Consequently, to suppress content shift, we need an additional way to directly introduce the original clean image into the reconstruction process and steer it towards the original image. To our delight, we notice that many off-the-shelf image generation techniques for diffusion models [58, 28, 53] also work by injecting additional information into UNet and thus steering the reconstruction. Through careful evaluation of the effect of generation techniques, we are able to select some techniques that can directly satisfy the goal of suppressing content shift, which eases the implementation and extension of our method. To guide the efficient evaluation of generation techniques, we also propose a guideline in Section 5. This method is denoted as *GenerAtion Techniques Enhanced (GATE)* diffusion feature and its effect is also shown in Figure 1.

To validate GATE, we implement it (Section 5) by choosing three techniques from a few highly popular generation techniques. Since the integrated techniques can benefit from feature amalgamation [24, 62] more than previous approaches, this method is also adopted in our implementation. Although this is a very simple implementation, it achieves impressive performance on various tasks and datasets (Section 6). It demonstrates the effectiveness and potential of GATE, as more techniques can still be evaluated, and there will be even more as diffusion models develop.

In summary, the contribution of this work is as follows:

²<https://civitai.com/>

- To the best of our knowledge, we are the first to reveal and systematically analyze the universal, harmful, yet hidden phenomenon, content shift, in diffusion features.
- We point out the possibility of utilizing off-the-shelf generation techniques for content shift suppression and propose the GATE guideline to facilitate technique integration.
- Comprehensive experiments on two discriminative tasks validate the effectiveness of our method.

2 Related Work

The introduction to diffusion models can be found in [6]. In this section, we solely focus on diffusion features. So far, the research topics in this direction fall into two categories: **task exploration** and **method improvement**, *i.e.*, applying the paradigm to different tasks and studying the approach itself for better feature quality, respectively.

Task exploration. There have been attempts on semantic segmentation [1, 50], semantic correspondence [57, 37, 22], hyperspectral image classification [62], domain generalization [9], training data synthesizing [45, 55], zero-shot referring image segmentation [30], visual grounding [23], a novel task involving personalization [47], co-salient object detection [48], and open-world segmentation [38]. This extensive and extending list shows the discriminative capability of DMs.

Method improvement. The way to enhance diffusion features can be divided according to the three important factors of a diffusion model: prompt, layer, and timestep. In a basic pipeline, the prompt is manually designed and simple, the layer only refers to the activations between convolutional blocks, and the timesteps are manually set. (i) To enhance the use of prompt, a typical improvement is prompt tuning [50, 60, 57, 22], which equivalently fine-tunes the text encoder along with the downstream discriminative task. Another novel method is auto-captioning [19], replacing manual prompt design with an automatic captioner. (ii) To dig more information out of UNet layers, researchers choose to additionally take attention layers into consideration. However, we find that cross-attention is more frequently used [50, 60, 57, 30] while self-attention is less popular [47]. (iii) As for better usage of timesteps, [62] proposes to extract features from many timesteps and dynamically assign weights to them, while [52] employs reinforcement learning for better timestep selection.

Of the two directions, our work aims for better methods instead of new tasks. Furthermore, most existing diffusion feature approaches suffer from content shift, an example of which is the visualization of attention features in Figure 1. Therefore, our GATE can serve as a generic performance booster to other diffusion feature approaches, showing its potential for broad application.

3 Preliminaries: Diffusion Feature

Diffusion models consist of a neural network module and a diffusion scheduler. The network is an end-to-end network, which can be formally denoted as ϵ_θ , where θ is the parameters. The diffusion scheduler is the core of diffusion models. With the scheduler, diffusion models generate images progressively, during which the network module is **re-used** on each timestep, each time only predicting an incremental noise. Generally, we use a **smaller / larger timestep** to indicate **less / more noises**. A typical generation process starts from $t = T$ (total noises) and ends at $t = 0$ (clean images).

Next, we will explain how features are extracted using a common pipeline for diffusion features, with the visual illustration in Figure 2. Given an input image $x \in \mathbb{R}^{3 \times h \times w}$, where h, w are height and width, the extraction process includes: (i) A pre-trained VAE encodes the input image into the latent space, inducing $x_0 \in \mathbb{R}^{4 \times h' \times w'}$, as a common practice presented in [34, 33]. (ii) x_0 acts as the input of the forward diffusion process, *i.e.*, timestep $t = 0$. As suggested in [1], it is beneficial to extract diffusion features at non-zero timestep. Following this practice, we set $t = 50$ and get x_t . (iii) x_t , along with the timestep t and a textual prompt c , is sent into the pre-trained diffusion UNet ϵ_θ , *i.e.*, $\epsilon_\theta(x_t, t, c)$. The generation techniques selected by our method are also applied here to modify θ, c . (iv) Convolutional and attention features are gathered during the computation of the backbone. For convolutional features, we gather the output activations of each resolution in the upsampling stage of the UNet. For attention features, we obtain the mean value of the similarity maps between query and key in all cross-attention layers.

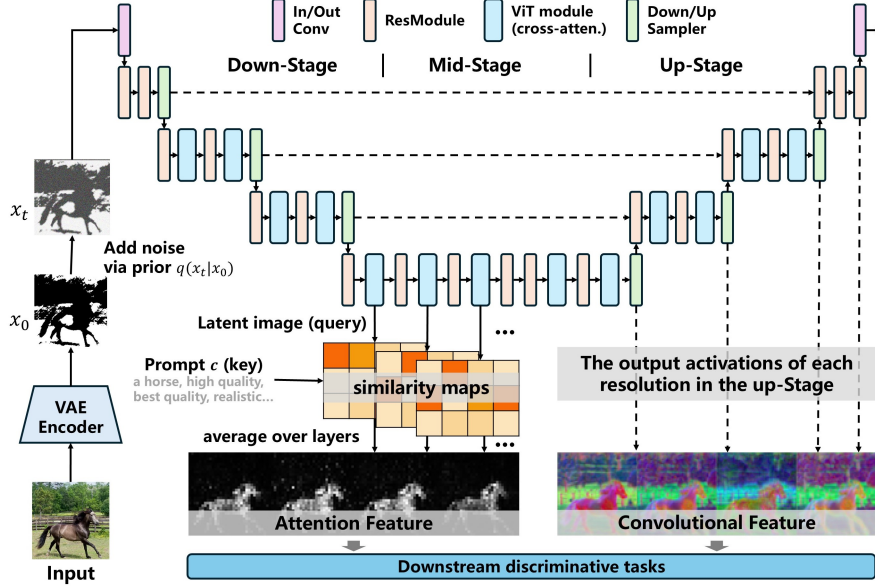


Figure 2: The overall process of feature extraction. The original image is first processed into UNet inputs via VAE and noise addition. Afterward, we collect the output activations of each resolution in the upsampling stage as convolutional features. At the same time, the cross-attention layers of UNet produce similarity maps, which are averaged over all upsampling layers as attention features.







Dataset	Low Quality	Neutral	High Quality
Horse-21	 58.90	 59.03	 59.33
CIFAR10	 91.67	 91.44	 91.21

Figure 3: The averaged results over three repeats with quality prompts. Horse-21 (**high quality**) and CIFAR10 (**low quality**) benefit from prompts closer to the image quality, suggesting the negative effect of content shift at small timesteps.

4 Exploration of Content Shift

4.1 Impact of Content Shift

In Figure 1, we can qualitatively observe content shift from feature visualization. However, this visualization is intentionally amplified for better observation by extracting features at large timesteps. Now we aim to examine the impact of content shift on quantitative performance under more practical scenarios, *i.e.*, when timesteps are small. To this end, we need to toggle the magnitude of content shift in features. Describing the quality of the image is a widely adopted way to control generation. A prompt accurately describing the quality of input images is considered to suppress content shift, while intentionally describing something different from the image will cause more severe content shift. We select the semantic segmentation task [1] as an example of high-quality images and image classification on CIFAR10 [20] for low-quality images. The results in Figure 3 seem counter-intuitive at first glance, as low-quality prompts surprisingly can improve the performance on CIFAR10, but this in fact complies with the quality of input images. Therefore, these results can demonstrate the negative impact of content shift on feature quality at small timesteps.

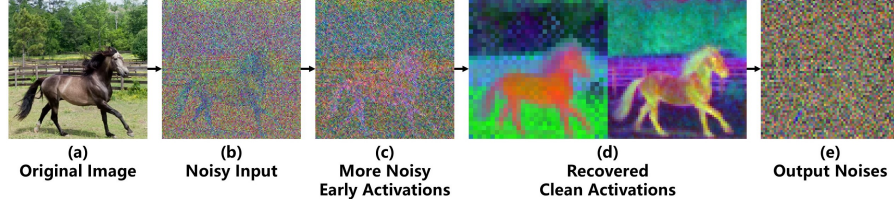


Figure 4: Content shift is caused by the reconstruction process within diffusion model activations. This visualization consists of activations obtained during a single network forward pass.

4.2 Cause of Content Shift

After the negative impact of content shift is confirmed, we next aim to find its cause. Unlike more conventional feature extractors such as ResNet [14], the inputs to diffusion models are not the original image (Figure 4(a)), but its noisy version (Figure 4(b)), as enforced by the diffusion process [15]. The early layers of diffusion models even further add more noise to the feature maps (Figure 4(c)). However, the diffusion UNet gains the ability from vast pre-training to reconstruct clean inner representations from noisy inputs (Figure 4(d)), roughly at the middle of the UNet structure. Additionally, the shortcut structures in UNet also help the reconstruction by passing some high-frequency details. Afterward, the diffusion UNet will further predict noises based on the reconstructed representations (Figure 4(e)).

Notably, the diffusion features we are using are in fact the reconstructed representations, which answers why clean diffusion features can be obtained even though the inputs are noisy. Despite the reconstruction ability, however, many high-frequency details are potentially blurred out by input noises, and thus their reconstruction is mostly based on “imagination”. This leads to possible drift from the original image during reconstruction [7]. Naturally, the content shift phenomenon in extracted diffusion features reflects the drift during reconstruction. **Consequently, content shift is an inherent characteristic of diffusion models and diffusion features, which suggests its broad existence across models and timesteps.**

5 Suppression of Content Shift

5.1 Utilization of Generation Techniques

According to the cause of content shift, we need to steer the reconstruction process back to the original image to suppress content shift. While it is viable to design new methods for this purpose, we find it also possible and more efficient to adopt off-the-shelf generation techniques. Specifically, as an inherent characteristic of diffusion models, content shift affects not only features but also the original generative purpose of diffusion models. Hence, there have been techniques for generation that are already capable of toggling content shift by steering reconstruction [7, 58]. For example, ControlNet [58] introduces an additional reference image and steers reconstruction by directly modulating activations, pushing the reconstructed representation towards the reference image. It inspires us to utilize ControlNet in a different way: we can set the same input image simultaneously as the reference image, enforcing the recovered image to be more similar to the input one and thus suppressing content shift. Similarly, it is possible to adopt other generation techniques to suppress content shift.

Furthermore, utilizing off-the-shelf generation techniques is more consistent with the intuition of diffusion feature than designing a new method. Specifically, this field is dependent on the generative capability of diffusion models, and thus it is important to stay updated with new advancements in the generation field. Utilizing techniques from the generation field helps with this goal, while a method that is newly designed solely for diffusion feature might hinder it. Considering it, we decide not to devise new methods, but to develop more detailed guidelines for suitably integrating these off-the-shelf generation techniques.

We next illustrate the guidelines for utilizing off-the-shelf generation techniques. In the field of generation, the abundant techniques may not all be suitable for suppressing content shift, suggesting the necessity of examining the effect of a given technique on feature quality. Although it is possible

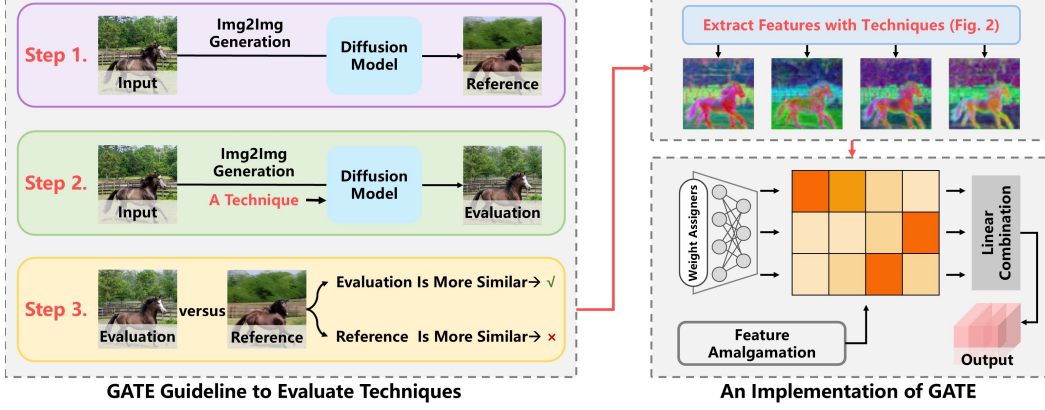


Figure 5: Overview of the GATE guideline and our implementation. GATE evaluates if a technique can suppress content shift based on the result of Img2Img generation. If a technique makes the result more similar to the input, it is considered to be potentially helpful. We further implement GATE by choosing three off-the-shelf generation techniques and amalgamating features obtained with different combinations of the techniques.

to make empirical and quantitative examinations on discriminative tasks, a more efficient evaluation protocol would be preferable. To this end, we propose the GATE guideline for technique evaluation, which is presented in Figure 5 along with other components of the framework. To avoid having to integrate a technique into the feature extraction pipeline before knowing its potential, we utilize Img2Img generation as an alternative for evaluation:

- (i) Gather an Img2Img generation result as the reference image, done with high repainting strength to amplify content divergence for observation.
- (ii) Apply the technique to be evaluated and perform another Img2Img generation. If the technique requires parameters, they should be set such that the output could be more similar to the input.
- (iii) If the new output is more similar to the input than the reference image, the technique is considered able to suppress content shift in diffusion features.

5.2 Quantitative Evaluation

We have also developed a quantitative metric for evaluating generation techniques. We set feature extracted at $t = 0$ as reference $FEAT_{ref} \in \mathbb{R}^{c \times h \times w}$ as it is less affected by noises. Then we use the Laplacian operator to evaluate the contour difference between feature $FEAT$ and the reference:

$$diff = \sum_{i,j}^{h \times w} | \|Laplacian(FEAT_{ref}, i, j)\|_2 - \|Laplacian(FEAT, i, j)\|_2 | \in (-\infty, 1] \quad (1)$$

We then set a feature with stronger content shift as an anchor and compare $diff_{anchor}$ with other features.

$$Score = \frac{(diff_{anchor} - diff)}{diff_{anchor}} \quad (2)$$

$Score = 1$ means an exact match, and a smaller value indicates more shift. In this way, we can measure the extent of content shift in extracted features using different generation techniques and thus evaluate the suppression effect of techniques. Noticeably, the evaluation of this quantitative metric can be well approximated by the previously proposed qualitative evaluation, so we recommend the qualitative evaluation if efficiency is desired.

5.3 Selected Generation Techniques

We select three generation techniques as our implementation of GATE. Their Img2Img generation results are provided in Figure 6. Integrating the techniques only slightly impacts efficiency, which will be discussed in Appendix A along with technique details. Additionally, we analyze two failed



Figure 6: Img2Img generation results according to the GATE guideline, validating the potential of the three selected techniques for suppressing content shift.




Figure 7: The first row shows features extracted at different timesteps. The second row is from different combinations of generation techniques and shows stronger diversity.

techniques in Appendix B, which might help better understand how generation techniques influence content shift.

Fine-Grained Prompts. Prompts are a description of expected image content in natural language. For example, “a single horse running in a sports field, with a well-equipped rider on its back, high quality, highly realistic, masterpiece”. Modern diffusion models are inherently trained to generate images conditioned on the given prompts [34]. Hence, by describing the content of the input image in prompts, it is possible to steer the reconstruction to stay close to the input. The result of fine-grained prompts in Figure 6 is not significantly better than the reference, but this technique enjoys the advantage of being a built-in function of diffusion models, requiring no code modification.

ControlNet. Quite often, the control via prompts is too ambiguous. This is when ControlNet [58] can be helpful. ControlNet is a plug-in module for diffusion models, designed to take an additional control image input and push the reconstructed representation toward the control image. ControlNet presents an outstanding control effect over generation among the three techniques, as shown in Figure 6, implying its potential for suppressing content shift.

LoRA. LoRA [17] is an efficient replacement for model fine-tuning, which bears a similar effect to fine-tuning, thus showing to be highly effective for capturing image styles. By injecting additional knowledge of image styles of the given dataset into model weights, LoRA enables reconstruction to end with stronger similarity to the input image. From Figure 6, we can observe that although LoRA does not provide as strong a control effect as ControlNet, it can significantly promote image quality, which is believed to bring some unique advantages.

5.4 Feature Amalgamation

The three techniques above are able to improve feature quality individually and can be applied simultaneously for stronger suppression effects. While this can lead to a single high-quality feature, it is a common practice in previous diffusion feature approaches to amalgamate multiple features for further improvement [1, 24, 62, 29]. The conventional way extracts features at different timesteps to obtain more diverse information. We find that, compared to the conventional amalgamation of timesteps, the amalgamation of different combinations of generation techniques can bring stronger diversity, as indicated in Figure 7. Therefore, we additionally amalgamate features obtained with

various generation technique combinations to harness further enhancement. More details of how feature amalgamation is implemented are provided in Appendix A.

6 Experimental Validation

6.1 Experimental Settings

Task & Dataset. Typically, diffusion feature studies [1, 50, 60] prefer fine-grained pixel-level tasks for evaluation. Following this practice, we select three tasks for experiments: semantic correspondence using SPair-71k [26] dataset, label-scarce semantic segmentation using Bedroom-28 [54] and Horse-21 [54] datasets, and standard semantic segmentation using ADE20K [61] and CityScapes [5] datasets.

Evaluation Metrics. (i) For semantic correspondence, $\text{PCK}@0.1_{\text{img}}(\uparrow)$ and $\text{PCK}@0.1_{\text{bbox}}(\uparrow)$ are used, following the widely-adopted protocol reported in [26]. (We omit @0.1 to save some space in Table 1.) These two metrics mean the percentage of correctly predicted keypoints, where a predicted keypoint is considered to be correct if it lies within the neighborhood of the corresponding annotation with a radius of $0.1 \times \max(h, w)$. For $\text{PCK}@0.1_{\text{img}}/\text{PCK}@0.1_{\text{bbox}}$, h, w denote the dimension of the entire image/object bounding box, respectively. (ii) For semantic segmentation, we use mIoU metric, which is the mean over the IoU performance across all semantic classes [12]. For each image, IoU (Intersection over Union, \uparrow) is defined by $\#(\text{overlapped pixels between the prediction and the ground truth}) / \#(\text{union pixels of them})$. In addition, we also use aAcc and mAcc, where aAcc is the classification accuracy of all pixels and mAcc averages the accuracy over categories.

Feature Extraction. All tasks extract features at $t = 50$. When ControlNet is applied, except for standard semantic segmentation, we additionally start multi-step denoising from $t = 60$. For feature amalgamation, we extract multiple convolutional features and one attention feature per image:

- (i) Semantic correspondence: We obtain six in total convolutional features using individual fine-grained prompt, ControlNet, and LoRA techniques, and one attention feature using a prompt including all object categories, with ControlNet and LoRA.
- (ii) Label-scarce semantic segmentation: We obtain one convolutional feature using fine-grained prompts, one convolutional feature using ControlNet, and one (Bedroom-28) to two (Horse-21) features using different LoRA weights. One attention feature is extracted with all three techniques applied.
- (iii) Standard semantic segmentation: One convolutional feature is obtained using only fine-grained prompts and two more are extracted additionally with ControlNet and different LoRA weights. One attention feature is extracted with all three techniques applied.

Notably, the ADE20K dataset for standard semantic segmentation contains images of varying scenes, which can test how well the fine-grained prompt technique can generalize in this scenario. To this end, we use a prompt that can cover different scenarios: “a highly realistic photo of the real world. It can be an indoor scene, or an outdoor scene, or a photo of nature. high quality”. This prompt covers various scenes for generalizability and describes image quality for fine-grained effect.

For more experimental settings, including more detailed feature extraction methods and implementation details, please refer to Appendix C.

6.2 Comparison with SOTA

The experimental results are shown in Table 1 and Table 2. For most SOTA competitors, we borrow the reported results from their original studies. However, MaskCLIP [8] and ODISE [50] only provide results on ADE20K and it is hard to extend their implementations to CityScapes, so their results on CityScapes are missing. Furthermore, the original results reported by VPD [60] are based on full-scale fine-tuning of diffusion UNet, which is not fair as we do not train the diffusion model. Therefore, we re-evaluated VPD with the diffusion UNet frozen and reported our results.

Semantic Correspondence. It is a pity that the related studies do not perform experiments under exactly the same setting. For fairness, we mainly compare GATE against a baseline method, which uses one feature extracted without any technique, under a unified setting. For reference, we still

Table 1: The results of semantic correspondence (left, PCK@0.1) and label-scarce semantic segmentation (right, mIoU \uparrow). **Red** for the best result and **blue** for the runner-up.

Method		PCK _{img} \uparrow	PCK _{bbox} \uparrow	Method	Bedroom-28	Horse-21
Non-DF	DINO	51.68	41.04	ALAE	20.0 \pm 1.0	–
	DHPF	55.28	42.63	GAN Inversion	13.9 \pm 0.6	17.7 \pm 0.4
DF	DIFT	–	52.90	GAN Encoder	22.4 \pm 1.6	26.7 \pm 0.7
	DHF	72.56	64.61	SwAV	41.0 \pm 2.3	51.7 \pm 0.5
Baseline	nn	61.15	51.66	SwAVw2	42.4 \pm 1.7	54.0 \pm 0.9
	conv	73.96	65.74	MAE	45.0 \pm 2.0	63.4 \pm 1.4
GATE	nn	64.47	55.72	DatasetGAN	31.3 \pm 2.7	45.4 \pm 1.4
	conv	76.60	69.10	DatasetDDPM	47.9 \pm 2.9	60.8 \pm 1.0
				DDPM	49.4 \pm 1.9	65.0 \pm 0.8
				GATE	53.1 \pm 2.7	67.2 \pm 1.1

Table 2: Results on the two standard semantic segmentation datasets, ADE20K and CityScapes. **Red** for the best result and **blue** for the runner-up.

Category	Method	ADE20K			CityScapes		
		mIoU \uparrow	aAcc \uparrow	mAcc \uparrow	mIoU \uparrow	aAcc \uparrow	mAcc \uparrow
SOTA	MaskCLIP	23.70	–	–	–	–	–
	ODISE	29.90	–	–	–	–	–
	VPD	37.63	79.16	50.08	55.06	90.14	68.96
Ours	GATE	40.51	79.68	54.90	64.20	92.83	76.98

provide the results from four state-of-the-art methods: DINO [3] and DHPF [27] as non-DF methods, as well as DIFT [37] and DHF [24] as DF methods. The results are in the left part of Table 1.

Semantic Segmentation. The strong generalizability of a pre-trained diffusion model can ensure good discriminative performance even when labeled training data is scarce. For this scenario, we show the results in the right part of Table 1. The SOTA diffusion feature method for this setting, DDPM [1], serves as the major competitor. We also include other segmentation methods: DatasetGAN [59], DatasetDDPM, MAE [13], SwAV [2], GAN Inversion [40], GAN Encoder, VDVAE [4], and ALAE [32]. We further validate our method on the more common setting of semantic segmentation using standard datasets: ADE20K [61] and CityScapes [5], with the results presented in Table 2. The competitors are MaskCLIP [8], ODISE [50], and VPD [60], where VPD is re-evaluated with the diffusion model frozen for fairness.

Generally, GATE outperforms competitors by large margins on all datasets. It demonstrates that previous diffusion feature approaches have been hindered by content shift, and GATE has a promising application as a generic booster for feature quality.

6.3 Qualitative Analysis

In Figure 8, we provide feature visualization for qualitative analysis of GATE. The visualization is obtained using PCA analysis, reducing the channels of features to 3, which are regarded as RGB for visualization. We can observe: (i) The attention features become clearer and closer to the input image when more generation techniques are applied according to GATE, showing the suppression effect on content shift. (ii) Notably, for the second image where a person is riding a horse, the baseline attention feature fails to follow the instruction, *i.e.*, attending only to the horse and ignoring the person. In contrast, generation techniques applied according to GATE help attention features attend to the correct object. (iii) From convolutional features, we can see the application of generation techniques brings stronger diversity.

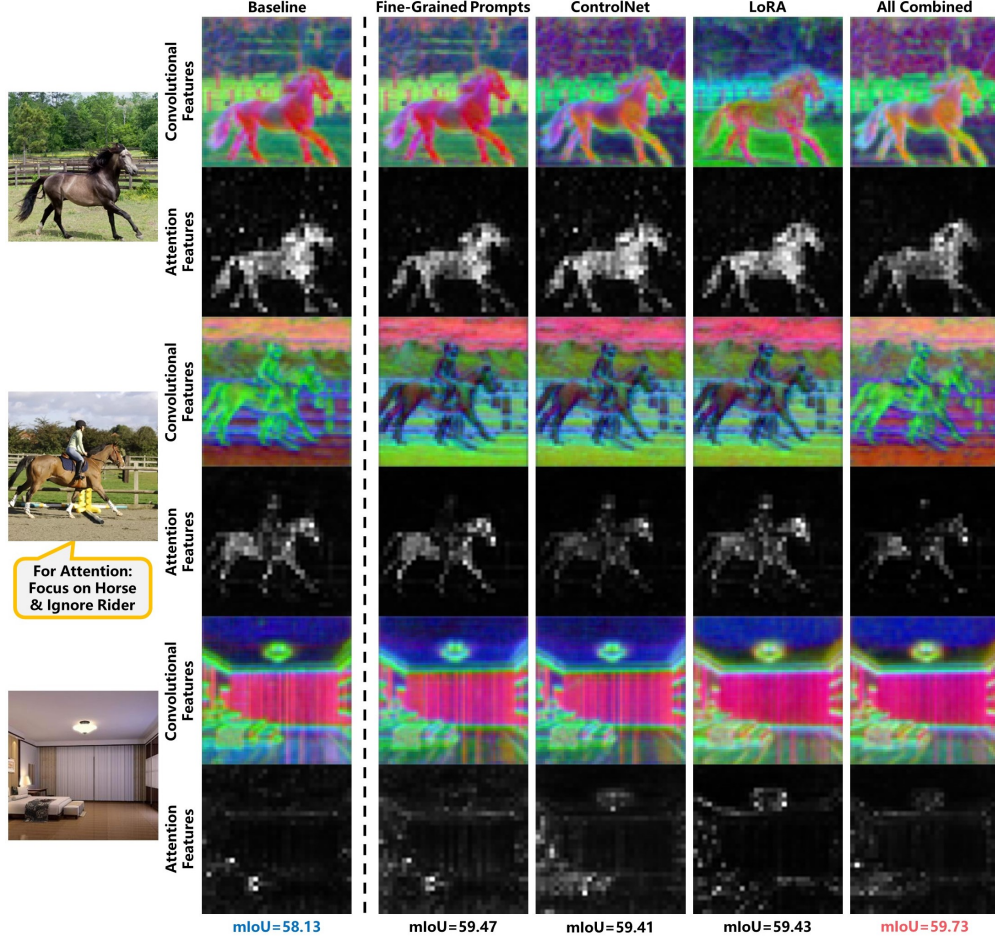


Figure 8: Effect of GATE without feature amalgamation. Images with various scenes are shown for generalizability. In the second image, the attention feature is asked to focus on the horse and ignore the rider. The mIoU performance is on a single Horse-21 split, with red/blue for the best/worst.

6.4 Ablation Study: Effect without Feature Amalgamation

For ablation study, we aim to evaluate the effect of selected techniques without feature amalgamation. The discriminative performance is shown at the bottom line of Figure 8, which is obtained on a single Horse-21 split instead of five random repeats for faster evaluation. We can observe: (i) Every individual technique can improve feature quality over baseline. (ii) When multiple techniques are applied simultaneously, stronger improvement can be obtained. This demonstrates that all three selected techniques can benefit feature quality, and their benefits can be combined together.

7 Conclusion and Future Work

In this paper, we reveal a phenomenon named content shift that has been causing degradation in diffusion features. Based on the analysis of its cause, we propose to suppress it with off-the-shelf generation techniques, which allows hitchhiking the advancements in generative diffusion models. This approach, while enjoying simplicity, is experimentally demonstrated to be generically effective.

However, the effectiveness of GATE relies on the selected techniques, for which we propose both a qualitative evaluation guideline and a quantitative metric. Though we selected three effective techniques and reported failed cases, there still is more to explore, which might potentially lead to more effective implementations. Furthermore, we only experimented with three tasks, so the full potential of GATE might remain under-explored.

Acknowledgments

This work was supported in part by the National Key R&D Program of China under Grant 2018AAA0102000, in part by National Natural Science Foundation of China: 62236008, U21B2038, U23B2051, 61931008, 62122075, 62025604, 62206264, and 92370102, in part by Youth Innovation Promotion Association CAS, in part by the Strategic Priority Research Program of the Chinese Academy of Sciences, Grant No. XDB0680000, in part by the Innovation Funding of ICT, CAS under Grant No.E000000, in part by the China National Postdoctoral Program for Innovative Talents under Grant BX20240384.

References

- [1] Dmitry Baranchuk, Andrey Voynov, Ivan Rubachev, Valentin Khrulkov, and Artem Babenko. Label-efficient semantic segmentation with diffusion models. In *The Tenth International Conference on Learning Representations*, 2022.
- [2] Mathilde Caron, Ishan Misra, Julien Mairal, Priya Goyal, Piotr Bojanowski, and Armand Joulin. Unsupervised learning of visual features by contrasting cluster assignments. In *Annual Conference on Neural Information Processing Systems*, 2020.
- [3] Mathilde Caron, Hugo Touvron, Ishan Misra, Hervé Jégou, Julien Mairal, Piotr Bojanowski, and Armand Joulin. Emerging properties in self-supervised vision transformers. In *IEEE/CVF International Conference on Computer Vision, ICCV*, pages 9630–9640, 2021.
- [4] Rewon Child. Very deep vaes generalize autoregressive models and can outperform them on images. In *9th International Conference on Learning Representations*, 2021.
- [5] Marius Cordts, Mohamed Omran, Sebastian Ramos, Timo Rehfeld, Markus Enzweiler, Rodrigo Benenson, Uwe Franke, Stefan Roth, and Bernt Schiele. The cityscapes dataset for semantic urban scene understanding. In *IEEE Conference on Computer Vision and Pattern Recognition*, pages 3213–3223, 2016.
- [6] Florinel-Alin Croitoru, Vlad Hondru, Radu Tudor Ionescu, and Mubarak Shah. Diffusion models in vision: A survey. *IEEE Transactions on Pattern Analysis and Machine Intelligence*, 2023.
- [7] Giannis Daras, Yuval Dagan, Alex Dimakis, and Constantinos Daskalakis. Consistent diffusion models: Mitigating sampling drift by learning to be consistent. In *Annual Conference on Neural Information Processing Systems*, 2023.
- [8] Zheng Ding, Jieke Wang, and Zhuowen Tu. Open-vocabulary universal image segmentation with maskclip. In *International Conference on Machine Learning, ICML*, volume 202 of *Proceedings of Machine Learning Research*, pages 8090–8102, 2023.
- [9] Rui Gong, Martin Danelljan, Han Sun, Julio Delgado Mangas, and Luc Van Gool. Prompting diffusion representations for cross-domain semantic segmentation. *CoRR*, abs/2307.02138, 2023.
- [10] Rui Gong, Martin Danelljan, Han Sun, Julio Delgado Mangas, and Luc Van Gool. Prompting diffusion representations for cross-domain semantic segmentation. *CoRR*, abs/2307.02138, 2023.
- [11] Boyu Han, Qianqian Xu, Zhiyong Yang, Shilong Bao, Peisong Wen, Yangbangyan Jiang, and Qingming Huang. Aucseg: Auc-oriented pixel-level long-tail semantic segmentation, 2024.
- [12] Shijie Hao, Yuan Zhou, and Yanrong Guo. A brief survey on semantic segmentation with deep learning. *Neurocomputing*, 406:302–321, 2020.
- [13] Kaiming He, Xinlei Chen, Saining Xie, Yanghao Li, Piotr Dollár, and Ross B. Girshick. Masked autoencoders are scalable vision learners. In *IEEE/CVF Conference on Computer Vision and Pattern Recognition*, pages 15979–15988, 2022.
- [14] Kaiming He, Xiangyu Zhang, Shaoqing Ren, and Jian Sun. Deep residual learning for image recognition. In *IEEE Conference on Computer Vision and Pattern Recognition*, pages 770–778, 2016.
- [15] Jonathan Ho, Ajay Jain, and Pieter Abbeel. Denoising diffusion probabilistic models. In *Annual Conference on Neural Information Processing Systems*, 2020.

- [16] Jonathan Ho and Tim Salimans. Classifier-free diffusion guidance. *CoRR*, abs/2207.12598, 2022.
- [17] Edward J. Hu, Yelong Shen, Phillip Wallis, Zeyuan Allen-Zhu, Yuanzhi Li, Shean Wang, Lu Wang, and Weizhu Chen. Lora: Low-rank adaptation of large language models. In *The Tenth International Conference on Learning Representations*, 2022.
- [18] Diederik P. Kingma and Prafulla Dhariwal. Glow: Generative flow with invertible 1x1 convolutions. In *Annual Conference on Neural Information Processing Systems*, pages 10236–10245, 2018.
- [19] Neehar Kondapaneni, Markus Marks, Manuel Knott, Rogério Guimarães, and Pietro Perona. Text-image alignment for diffusion-based perception. *CoRR*, abs/2310.00031, 2023.
- [20] Alex Krizhevsky, Geoffrey Hinton, et al. Learning multiple layers of features from tiny images. 2009.
- [21] Alexander C. Li, Mihir Prabhudesai, Shivam Duggal, Ellis Brown, and Deepak Pathak. Your diffusion model is secretly a zero-shot classifier. In *IEEE/CVF International Conference on Computer Vision*, pages 2206–2217, 2023.
- [22] Xinghui Li, Jingyi Lu, Kai Han, and Victor Prisacariu. Sd4match: Learning to prompt stable diffusion model for semantic matching. *CoRR*, abs/2310.17569, 2023.
- [23] Xuyang Liu, Siteng Huang, Yachen Kang, Honggang Chen, and Donglin Wang. Vgdiffzero: Text-to-image diffusion models can be zero-shot visual grounders. *CoRR*, abs/2309.01141, 2023.
- [24] Grace Luo, Lisa Dunlap, Dong Huk Park, Aleksander Holynski, and Trevor Darrell. Diffusion hyperfeatures: Searching through time and space for semantic correspondence. In *Annual Conference on Neural Information Processing Systems*, 2023.
- [25] Chenlin Meng, Yutong He, Yang Song, Jiaming Song, Jiajun Wu, Jun-Yan Zhu, and Stefano Ermon. Sdedit: Guided image synthesis and editing with stochastic differential equations. In *The Tenth International Conference on Learning Representations*, 2022.
- [26] Juhong Min, Jongmin Lee, Jean Ponce, and Minsu Cho. Spair-71k: A large-scale benchmark for semantic correspondence. *CoRR*, abs/1908.10543, 2019.
- [27] Juhong Min, Jongmin Lee, Jean Ponce, and Minsu Cho. Learning to compose hypercolumns for visual correspondence. In *Computer Vision - ECCV 2020 - 16th European Conference*, volume 12360, pages 346–363. Springer, 2020.
- [28] Chong Mou, Xintao Wang, Liangbin Xie, Yanze Wu, Jian Zhang, Zhongang Qi, and Ying Shan. T2i-adapter: Learning adapters to dig out more controllable ability for text-to-image diffusion models. In *Thirty-Eighth AAAI Conference on Artificial Intelligence*, pages 4296–4304, 2024.
- [29] Soumik Mukhopadhyay, Matthew Gwilliam, Yosuke Yamaguchi, Vatsal Agarwal, Namitha Padmanabhan, Archana Swaminathan, Tianyi Zhou, and Abhinav Shrivastava. Do text-free diffusion models learn discriminative visual representations? *CoRR*, abs/2311.17921, 2023.
- [30] Minheng Ni, Yabo Zhang, Kailai Feng, Xiaoming Li, Yiwen Guo, and Wangmeng Zuo. Ref-diff: Zero-shot referring image segmentation with generative models. *CoRR*, abs/2308.16777, 2023.
- [31] Zhiliang Peng, Wenhui Wang, Li Dong, Yaru Hao, Shaohan Huang, Shuming Ma, and Furu Wei. Kosmos-2: Grounding multimodal large language models to the world. *CoRR*, abs/2306.14824, 2023.
- [32] Stanislav Pidhorskyi, Donald A. Adjeroh, and Gianfranco Doretto. Adversarial latent autoencoders. In *IEEE/CVF Conference on Computer Vision and Pattern Recognition*, pages 14092–14101, 2020.
- [33] Dustin Podell, Zion English, Kyle Lacey, Andreas Blattmann, Tim Dockhorn, Jonas Müller, Joe Penna, and Robin Rombach. SDXL: improving latent diffusion models for high-resolution image synthesis. *CoRR*, abs/2307.01952, 2023.
- [34] Robin Rombach, Andreas Blattmann, Dominik Lorenz, Patrick Esser, and Björn Ommer. High-resolution image synthesis with latent diffusion models. In *IEEE/CVF Conference on Computer Vision and Pattern Recognition*, pages 10674–10685, 2022.

- [35] Nataniel Ruiz, Yuanzhen Li, Varun Jampani, Yael Pritch, Michael Rubinstein, and Kfir Aberman. Dreambooth: Fine tuning text-to-image diffusion models for subject-driven generation. In *IEEE/CVF Conference on Computer Vision and Pattern Recognition*, pages 22500–22510, 2023.
- [36] Yang Song, Jascha Sohl-Dickstein, Diederik P. Kingma, Abhishek Kumar, Stefano Ermon, and Ben Poole. Score-based generative modeling through stochastic differential equations. In *9th International Conference on Learning Representations*, 2021.
- [37] Luming Tang, Menglin Jia, Qianqian Wang, Cheng Perng Phoo, and Bharath Hariharan. Emergent correspondence from image diffusion. In *Annual Conference on Neural Information Processing Systems*, 2023.
- [38] Lv Tang, Peng-Tao Jiang, Haoke Xiao, and Bo Li. Towards training-free open-world segmentation via image prompting foundation models. *CoRR*, abs/2310.10912, 2023.
- [39] Kashvi Taunk, Sanjukta De, Srishti Verma, and Aleena Swetapadma. A brief review of nearest neighbor algorithm for learning and classification. In *2019 international conference on intelligent computing and control systems (ICCS)*, pages 1255–1260. IEEE, 2019.
- [40] Omer Tov, Yuval Alaluf, Yotam Nitzan, Or Patashnik, and Daniel Cohen-Or. Designing an encoder for stylegan image manipulation. *ACM Trans. Graph.*, 40(4):133:1–133:14, 2021.
- [41] Zitai Wang, Qianqian Xu, Zhiyong Yang, Yuan He, Xiaochun Cao, and Qingming Huang. Ope-nauc: Towards auc-oriented open-set recognition. In *Annual Conference on Neural Information Processing Systems*, 2022.
- [42] Zitai Wang, Qianqian Xu, Zhiyong Yang, Yuan He, Xiaochun Cao, and Qingming Huang. Optimizing partial area under the top-k curve: Theory and practice. *IEEE Trans. Pattern Anal. Mach. Intell.*, 45(4):5053–5069, 2023.
- [43] Zitai Wang, Qianqian Xu, Zhiyong Yang, Yuan He, Xiaochun Cao, and Qingming Huang. A unified generalization analysis of re-weighting and logit-adjustment for imbalanced learning. In *Annual Conference on Neural Information Processing Systems*, 2023.
- [44] Tianyu Wu, Shizhu He, Jingping Liu, Siqi Sun, Kang Liu, Qing-Long Han, and Yang Tang. A brief overview of chatgpt: The history, status quo and potential future development. *IEEE CAA J. Autom. Sinica*, 10(5):1122–1136, 2023.
- [45] Weijia Wu, Yuzhong Zhao, Hao Chen, Yuchao Gu, Rui Zhao, Yefei He, Hong Zhou, Mike Zheng Shou, and Chunhua Shen. Datasetdm: Synthesizing data with perception annotations using diffusion models. In *Annual Conference on Neural Information Processing Systems*, 2023.
- [46] Weijia Wu, Yuzhong Zhao, Hao Chen, Yuchao Gu, Rui Zhao, Yefei He, Hong Zhou, Mike Zheng Shou, and Chunhua Shen. Datasetdm: Synthesizing data with perception annotations using diffusion models. In *Annual Conference on Neural Information Processing Systems*, 2023.
- [47] Changming Xiao, Qi Yang, Feng Zhou, and Changshui Zhang. From text to mask: Localizing entities using the attention of text-to-image diffusion models. *CoRR*, abs/2309.04109, 2023.
- [48] Haoke Xiao, Lv Tang, Bo Li, Zhiming Luo, and Shaozi Li. Zero-shot co-salient object detection framework. *CoRR*, abs/2309.05499, 2023.
- [49] Tete Xiao, Yingcheng Liu, Bolei Zhou, Yuning Jiang, and Jian Sun. Unified perceptual parsing for scene understanding. In *Computer Vision - ECCV 2018 - 15th European Conference*, volume 11209, pages 432–448, 2018.
- [50] Jiarui Xu, Sifei Liu, Arash Vahdat, Wonmin Byeon, Xiaolong Wang, and Shalini De Mello. Open-vocabulary panoptic segmentation with text-to-image diffusion models. In *IEEE/CVF Conference on Computer Vision and Pattern Recognition*, pages 2955–2966, 2023.
- [51] Shiqi Yang, Atsushi Hashimoto, and Yoshitaka Ushiku. A critical look at the current usage of foundation model for dense recognition task. *CoRR*, abs/2307.02862, 2023.
- [52] Xingyi Yang and Xinchao Wang. Diffusion model as representation learner. In *IEEE/CVF International Conference on Computer Vision*, pages 18892–18903, 2023.
- [53] Hu Ye, Jun Zhang, Sibao Liu, Xiao Han, and Wei Yang. Ip-adapter: Text compatible image prompt adapter for text-to-image diffusion models. *CoRR*, abs/2308.06721, 2023.
- [54] Fisher Yu, Yinda Zhang, Shuran Song, Ari Seff, and Jianxiong Xiao. LSUN: construction of a large-scale image dataset using deep learning with humans in the loop. *CoRR*, abs/1506.03365, 2015.

- [55] David Junhao Zhang, Mutian Xu, Chuhui Xue, Wenqing Zhang, Xiaoguang Han, Song Bai, and Mike Zheng Shou. Free-atm: Exploring unsupervised learning on diffusion-generated images with free attention masks. *CoRR*, abs/2308.06739, 2023.
- [56] David Junhao Zhang, Mutian Xu, Chuhui Xue, Wenqing Zhang, Xiaoguang Han, Song Bai, and Mike Zheng Shou. Free-atm: Exploring unsupervised learning on diffusion-generated images with free attention masks. *CoRR*, abs/2308.06739, 2023.
- [57] Junyi Zhang, Charles Herrmann, Junhwa Hur, Luisa Polania Cabrera, Varun Jampani, Deqing Sun, and Ming-Hsuan Yang. A tale of two features: Stable diffusion complements DINO for zero-shot semantic correspondence. In *Annual Conference on Neural Information Processing Systems*, 2023.
- [58] Lvmin Zhang, Anyi Rao, and Maneesh Agrawala. Adding conditional control to text-to-image diffusion models. In *IEEE/CVF International Conference on Computer Vision*, pages 3813–3824, 2023.
- [59] Yuxuan Zhang, Huan Ling, Jun Gao, Kangxue Yin, Jean-Francois Lafleche, Adela Barriuso, Antonio Torralba, and Sanja Fidler. Datasetgan: Efficient labeled data factory with minimal human effort. In *IEEE Conference on Computer Vision and Pattern Recognition*, pages 10145–10155, 2021.
- [60] Wenliang Zhao, Yongming Rao, Zuyan Liu, Benlin Liu, Jie Zhou, and Jiwen Lu. Unleashing text-to-image diffusion models for visual perception. In *IEEE/CVF International Conference on Computer Vision*, pages 5706–5716, 2023.
- [61] Bolei Zhou, Hang Zhao, Xavier Puig, Sanja Fidler, Adela Barriuso, and Antonio Torralba. Scene parsing through ADE20K dataset. In *IEEE Conference on Computer Vision and Pattern Recognition*, pages 5122–5130, 2017.
- [62] Jingyi Zhou, Jiamu Sheng, Jiayuan Fan, Peng Ye, Tong He, Bin Wang, and Tao Chen. When hyperspectral image classification meets diffusion models: An unsupervised feature learning framework. *CoRR*, abs/2306.08964, 2023.

A Implementation Details and Efficiency Concerns

In this section, we will explain the implementation details of each selected technique and feature amalgamation. Further discussion will also be provided on how these techniques manage to suppress content shift and the efficiency impact of our implementation.

A.1 Fine-Grained Prompts

Fine-grained prompts can be integrated into diffusion feature very simply. We only need to replace the simple and short prompts, such as “a photo of a horse” in most DF approaches [37, 9, 45, 55, 21], with more complex ones. Since prompts are a built-in function of current diffusion models, the only required integration of fine-grained prompts is to generate these prompts. To fulfill our goal, we need detailed descriptions of the image content, and many image captioning models can serve this purpose, such as Kosmos-2 [31]. It is also possible to manually design prompts that can cover various images, which is found to be almost as effective as auto captioners. When this approach is used, our observation is only in the training set to avoid data leaks. While this is effective for convolutional features, attention features require more consideration. To be specific, using specific prompts for each image causes inconsistency in the structure of attention features. To fill this gap, we always use manual and fixed prompt for attention features, even when convolutional features utilize auto-captioners. This fixed prompt is designed by observing images and describing the common objects. For example, “bedroom, a bed, some bedroom furniture, lights, a door, ceiling, floor, walls, pillow, quilt, chair and table, window, in good quality”.

Regarding the efficiency of integrating fine-grained prompts, we do not make any changes to the original feature extraction pipeline but only introduce the overhead of image captioning. Theoretically, this is still linear complexity. In practice, the actual time consumption depends on what auto-captioner is used. Moreover, these prompts can be re-used for the extraction of many groups of features, further reducing the proportion of overhead in the total time.

A.2 ControlNet

ControlNet requires a parameter, the control signal, which should be set as the input image itself to suppress content shift. More specifically, the control image ControlNet requires is not an ordinary image, but a specially processed one, such as a depth image or a canny image. Among all control image types, we find that canny images are exceptionally efficient because their process does not use any neural network model. Therefore, we use canny as the sole control type for feature extraction.

Although the simple usage is already yielding satisfying results, we find an additional way to further exploit ControlNet. It is reported that taking multiple denoising steps before feature extraction can make the attention feature less blurry [51]. However, taking multiple denoising steps is not a common practice for diffusion features, as it also brings severe performance drops caused by content shift. With ControlNet, it becomes possible to harness this good property without failing to suppress content shift. We only do this for attention features, so convolutional features are still extracted in a one-step manner.

Regarding efficiency, processing an image into a canny image takes a very small overhead. So the major overhead introduced by ControlNet should be extracting attention features with multiple denoising steps. Whilst this does take obviously longer time than one-step feature extraction, its impact is limited due to two factors: (i) We empirically find that the optimal effect comes with less than 10 denoising steps. If more steps are taken, attention features will meet unacceptable content shift even with ControlNet applied. (ii) Different from the diversity effect in convolutional features, attention features do not see obvious enhancement when amalgamated. Therefore, we only extract one attention feature per image and concatenate it to the amalgamation result of convolutional features. Considering the two factors, taking multiple denoising steps does not in fact contain many steps and its use is relatively rare in the overall feature extraction process. Thus, the efficiency impact of integrating ControlNet is small.

A.3 LoRA

The integration of LoRA is also simple. Integrating LoRA into feature extraction only requires switching the base model weights to LoRA weights, so the major effort might be training a good LoRA weight. Fortunately, the community has offered many handy tools for ordinary users, such as `kohya_ss`³, which can be directly utilized for our purpose. Following the tradition from the community, we choose 30 random images from the training set to train a LoRA weight. Specifically, we choose the *LoCon* type of LoRA, which additionally inserts trainable parameters between convolutional layers, and follow the corresponding guides for training.

The major overhead introduced by LoRA is its training. As a popular tool for AIGC players, the training for LoRA is feasible even on personal computers, showing its efficiency. In our experiments, training one LoRA weight usually takes less than 30 minutes. Moreover, the trained LoRA weights can be re-used, further reducing the proportion of overhead in the feature extraction process.

A.4 Regularized Weight Assignment for Feature Amalgamation

Feature amalgamation can be accomplished by simply concatenating different features together. However, this is found suboptimal, leading to a superior strategy for feature amalgamation, which is weight assignment [24, 62]. Roughly, it assigns weights to each feature and amalgamates the features via a linear combination according to the weights. We next formalize this process. We have b feature maps $\mathbf{r}_1, \mathbf{r}_2, \dots, \mathbf{r}_b \in \mathbb{R}^{c \times w \times h}$ for each image, with c, w, h being channel, width, and height, respectively. Weight assigners are simple MLP or CNN networks parameterized by θ and can be denoted as $f(\cdot; \theta)$. Considering that the downstream task might benefit from various perspectives, there are n assigners. Assigning weights w_i^j is denoted as:

$$w_i^j := f^j(\mathbf{r}_i; \theta^j) \in \mathbb{R}, \text{ s.t. } \sum_{i=1}^b w_i^j = 1, j = 1, \dots, n \quad (3)$$

Afterward, we take the linear combinations of features and concatenate them as the final feature:

$$\mathbf{r} = \text{Concat}\left(\sum_{i=1}^b w_i^1 \mathbf{r}_i, \sum_{i=1}^b w_i^2 \mathbf{r}_i, \dots, \sum_{i=1}^b w_i^n \mathbf{r}_i\right) \quad (4)$$

We notice that this weight assignment strategy is suboptimal. To be specific, the assigners tend to converge to a trivial solution, where they assign weights almost equally to all features and different assigners share a similar prediction. To tackle this issue, we introduce two extra regularization terms. The first one encourages sparsity, meaning the assigners should concentrate on only a few features. The second one, named diversity, promotes a larger discrepancy between the predictions of different weight assigners. Formally, the loss function is:

$$\mathcal{L}_{fin} = \mathcal{L} - \gamma_1 \sum_{j=1}^n \|\mathbf{w}^j\|_2 - \frac{\gamma_2}{2} \sum_{j=1}^n \sum_{k \neq j} \|\mathbf{w}^j - \mathbf{w}^k\|_2, \quad (5)$$

where \mathcal{L} is the original loss of the downstream task; γ_1 and γ_2 are the hyper-parameters of the regularization terms; $\mathbf{w}^j := (w_1^j, w_2^j, \dots, w_b^j)^T$, and $\|\cdot\|_2$ denotes the ℓ_2 -norm. Appendix D.5 will visualize the direct effect of the proposed regularization on weight distribution.

Since attention features do not show the same diversity effect as convolutional features, the two types of features are processed differently. To be specific, we obtain many convolutional features but only one attention feature per image. Feature amalgamation is conducted among convolutional features, while the attention feature is concatenated to the final amalgamation result.

Next, we aim to explain why the two proposed regularization terms can achieve their design purpose. Note that the weights of all features are restricted to sum up to 1, which means the ℓ_1 -norm of \mathbf{w} is always 1. For a vector with a fixed ℓ_1 -norm, a larger ℓ_2 -norm means concentrating on less axes among all dimensions. Therefore, we use the negative value of its ℓ_2 -norm as sparsity regularization to promote a larger ℓ_2 -norm. As for diversity regularization, it simply measures and promotes the discrepancy among the predictions of different weight assigners.

³https://github.com/bmaltais/kohya_ss



Figure 9: Img2Img generation results of classifier-free guidance according to the GATE guideline, showing no obvious effect for suppressing content shift.

Table 3: Experimental results comparing the influence on suppressing content shift of ControlNet and IP-Adapter.

Method	mIoU
DDPM	65.0 ± 0.8
GATE (Only IP-Adapter)	65.8 ± 1.3
GATE (Only ControlNet)	66.2 ± 1.2
GATE (Full)	67.2 ± 1.1

Compared with previous weight assignment approaches [24, 62], we only add two regularization terms, thus introducing negligible overhead. Weight assignment itself does trade efficiency for performance. However, since this approach has already been adopted in previous approaches, we think it is rational to only consider the additional efficiency impact of our proposed regularization terms.

B Classifier-Free Guidance and IP-Adapter: Failed Case

Classifier-free guidance [16] is a widely adopted generation technique in current diffusion models. Its design purpose is to sacrifice diversity for better fidelity, similar to low-temperature sampling [18] in other generative models.

We first show its Img2Img generation results according to the GATE guideline in Figure 9. It is clear that it makes little difference to the similarity between outputs and the input, already suggesting that it lacks the potential for suppressing content shift. Since it can also be implemented simply, we integrate it into feature extraction as well and actually examine its effect, leading to the same conclusion as the previous quick evaluation following the GATE guideline.

Why is classifier-free guidance unable to suppress content shift? It is designed to gain fidelity at the cost of diversity. While better fidelity is irrelevant to content shift, it might be helpful to lower the diversity of reconstruction given the blank caused by noises. However, the less diverse reconstruction is still not guaranteed to be centered on the original content. Therefore, even though classifier-free guidance can reduce diversity, content shift will not be suppressed. We hope this failed case can provide more insights into how generation techniques affect content shift and how to select them.

IP-Adapter is a generation technique designed for image variation, which shares a similar architecture to ControlNet. By inputting images, IP-Adapter helps generate new images with some elements taken from the reference one. Since the goal of IP-Adapter is image variation instead of strict control, it is less effective in mitigating content shift than ControlNet. The weaker effectiveness of IP-Adapter is experimentally demonstrated on the Horse-21 dataset, as shown in Table 3. IP-Adapter is not entirely ineffective for content shift, but less effective than ControlNet and thus not included in our implementation.

C Experimental Details

C.1 Implementation Details

For the diffusion model to extract features, we choose Stable Diffusion v1.5 [34] to be consistent with SOTA competitors. For semantic correspondence, two settings are examined: (i) directly performing

nearest neighbor algorithm [39] (*nn*), (ii) adding an extra convolutional layer after each assigner (*conv*). For label-scarce semantic segmentation, the downstream model follows the framework in [1], keeping hyper-parameters unchanged. For standard semantic segmentation, we instead use UPerNet [49] as the downstream model. γ_1 and γ_2 , the hyper-parameters for the proposed regularization terms, are tuned for each dataset. Choosing the number of weight assigners is mainly a tradeoff between efficiency and performance (Appendix D.4). We use less than three based on our resources.

C.2 Feature Extraction Details for Each Task

C.2.1 Semantic Correspondence

Convolutional features include two features per setting under different random seeds:

- (i) Two with fine-grained prompt “a photo of aeroplane, bicycle, bird, boat, bottle, bus, car, cat, chair, cow, dog, horse, motorbike, person, potted plant, sheep, train, tv monitor, high quality, best quality, highly realistic, masterpiece, high resolution”.
- (ii) Two with LoRA.
- (iii) Two with ControlNet.

Attention features are obtained using a prompt including all object categories, with ControlNet (denoising from $t = 60$) and LoRA also applied.

C.2.2 Semantic Segmentation on Horse-21

Convolutional features include:

- (i) A feature using fine-grained prompt “a horse, high quality, best quality, highly realistic, masterpiece”.
- (ii) A feature using ControlNet, with a simple prompt “a horse”.
- (iii) Two features using different LoRA weights and a simple prompt. The first LoRA weight is trained to generate high-quality images, while the second LoRA weight is trained until it slightly overfits.

Attention features are obtained using a prompt “a photo of a single horse running in a sports field, with a well-equipped rider on its back, seems they are in a competition, high quality, best quality, highly realistic, masterpiece”, with ControlNet and the first LoRA weight applied. Additionally, we concatenate the output feature of amalgamation with a feature extracted using DDPM [1].

C.2.3 Semantic Segmentation on Bedroom-28

Convolutional features include:

- (i) A feature using fine-grained prompt “a photo of a tidy and well-designed bedroom”. It is found that quality prompts such as “high quality” will be interpreted as the quality of the room instead of the image, so such prompts are not utilized.
- (ii) A feature using ControlNet, with a simple prompt “a bedroom”.
- (iii) One feature using LoRA weight, which is moderately trained to generate high-quality images.

Attention features are obtained using a prompt “bedroom, a bed, some bedroom furniture, lights, a door, ceiling, floor, walls, pillow, quilt, chair and table, window, in good quality”. ControlNet and LoRA are also applied. Additionally, we concatenate the output feature of amalgamation with a feature extracted using DDPM [1].

C.2.4 Semantic Segmentation on ADE20K

Convolutional features include:

- (i) One feature using only fine-grained prompt “a highly realistic photo of the real world. It can be an indoor scene, or an outdoor scene, or a photo of nature. high quality” plus all category labels.

Table 4: Examining GATE on SDXL features. The best result is marked as **red**. For *Baseline*, three basic feature maps are used. For other settings, one or two basic feature maps are replaced with technique-enhanced ones, keeping the total number of features unchanged.

Category	Basic	Prompt	ControlNet	mIoU↑
Baseline	✓			53.40
Individual	✓	✓		53.61
	✓		✓	53.66
Combined	✓	✓	✓	53.96

- (ii) Two features using the same prompt as above and additionally ControlNet and LoRA. The two features use two different LoRA weights, where one is moderately trained and the other slightly overfits.

No attention features are used. We find that in very complex scenes attention features can be of low quality and bring slight degradation instead of enhancement.

C.2.5 Semantic Segmentation on CityScapes

Convolutional features include:

- (i) One feature using only fine-grained prompt “An urban street scene with multiple lanes, various buildings, traffic lights, cars in the lanes, and pedestrians, highly realistic”.
- (ii) Two features using the same prompt as above and additionally ControlNet and LoRA. The two features use two different LoRA weights, where one is moderately trained and the other slightly overfits.

No attention features are used, based on the same observation as for ADE20K.

C.3 Details for Exploration of Content Shift

For CIFAR10, high-quality and low-quality prompts are as follows:

“cinematic shot photo taken by ARRI, photo taken by sony, incredibly detailed, sharpen, masterpiece, best quality, realistic, HD, raytracing, CG unified 8K wallpapers”
“low quality, low resolution, blurry, draft, grainy, disfigured, deformed, low contrast, underexposed, overexposed, bad art”

For semantic segmentation, they are:

“a horse, high quality, best quality, highly realistic, masterpiece”
“a horse, low quality, worst quality, deformation, broken shape, blurry”

D Additional Experiments

D.1 Additional Qualitative Results

Besides the feature visualization in Figure 8, we provide additional visualization here in Figure 10.

D.2 Demonstration for Generalizability

We would like to further demonstrate the generalizability of GATE by applying it to a different diffusion model, SDXL [33]. The architecture of SDXL has been significantly modified to include more complicated attention structures while its overall upsampling blocks are simplified. Due to the architecture change, the previous method for feature extraction cannot fully exploit the potential of SDXL, thus making the performance lower than Stable Diffusion v1.5. Nevertheless, it is enough to




Figure 10: Additional feature visualization for qualitative analysis with different types of images, showing the effectiveness of GATE on both convolutional features and attention features.

Table 5: Results on Horse-21 to study the effect of feature amalgamation, using the same setting as Figure 8. Each column corresponds to a group of features. *Basic** is extracted at a different timestep with other settings remaining the same as *Basic*.

Basic	Basic*	Prompts	ControlNet	LoRA	mIoU
✓					58.13
✓	✓				59.44
✓		✓			60.12
✓			✓		60.02
✓				✓	60.27
✓		✓	✓	✓	60.74

demonstrate the generalizability of GATE. Furthermore, since LoRA training for SDXL is different and requires more investigation, we have excluded this technique from this small experiment.

Observing the results in Table 4, we can again confirm the benefit of GATE. Both techniques can enhance performance. Moreover, combining two techniques is able to bring further improvement. This demonstrates the generalizability of GATE as it can be integrated into different diffusion models.

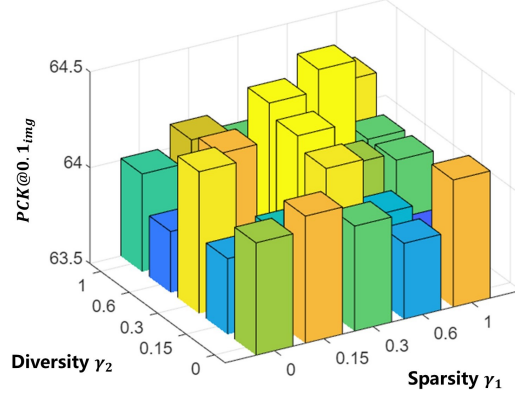


Figure 11: Sensitivity analysis of the regularization terms, where γ_1/γ_2 is for sparsity/diversity. These results validate the necessity of these regularization terms.

D.3 Effect of Feature Amalgamation

Now we aim to examine the effect of our regularized weight assignment strategy for feature amalgamation. We will first demonstrate that amalgamating many features leads to better performance than a single feature. Then we will conduct an analysis of the hyper-parameter sensitivity regarding the proposed regularization terms.

The first experiment is conducted on the same Horse-21 split as Figure 8. In addition, this experiment only applies techniques individually, not simultaneously, for a simpler setting. The following observations can be made from Table 5:

- (i) Amalgamating many features is generally superior to a single feature. Even if we simply use features obtained from different timesteps, it is beneficial.
- (ii) If the features are from different technique combinations rather than simply different timesteps, the performance will be higher. This shows that applying various techniques can yield more diverse diffusion features.
- (iii) If more features are used, the performance will be better than when only two are used.

To analyze the sensitivity property of the two regularization terms, we perform a grid search on the semantic correspondence task. The reported metric is $\text{PCK@0.1}_{\text{img}}(\uparrow)$ and the model type is *nn*. Based on Figure 11, we can conclude that both regularization terms contribute to the performance gain, but they need tuning. We have tuned them for the results in Table 1.

D.4 Ablation Study on Number of Weight Assigners

In this part, we provide a supplementary ablation study on the number of weight assigners. The results in Table 6 show that when we increase the number of weight assigners, the overall performance will improve gradually. However, we have two following concerns:

- (i) More weight assigners will take a longer time to converge. The training steps that are enough for fewer assigners to fully converge are insufficient for more assigners, indicated by that the performance of more assigners still improves with more training steps.
- (ii) Increasing the number of weight assigners will bring more memory usage and more time consumption, which will affect efficiency.

Consequently, choosing the number of weight assigners is mainly a tradeoff between performance and efficiency.

Table 6: Results (mIoU \uparrow) to reveal the impact of adjusting the number of weight assigners. The best result is marked as **red**.

Num	1 \times Training Steps	2 \times Training Steps	Gain
1	64.58	63.91	-0.67
2	65.39	65.68	0.29
3	65.44	65.84	0.40
4	65.19	65.73	0.54

Table 7: Experimental results on image classification in comparison to both ResNet and a diffusion feature baseline without GATE.

Method	Acc(%)
ResNet-50	93.62
Baseline	94.55
GATE	95.21

D.5 Impact of Regularization on Weights

We aim to visualize the impact of our proposed regularization terms on weight distribution, to show that their effect aligns with the design purpose. The statistics are shown in Figure 12. We select the semantic correspondence task under *nn* setting with two weight assigners.

The first four figures visualize the impact of sparsity. The first two show the Gaussian probability density fitted to the mean and variance of top-1 and top-2 weights. The other two show the average value of all weights. Without regularization, top-1 weights will be rather small. With regularization, top-1 weights will become much larger, showing that the prediction of assigners becomes more concentrated.

The last two figures look into diversity. We compare the predictions of two assigners. If no overlap is observed in top-1 nor top-2 weights, it counts as *no overlap*, which is the best case. If overlap occurs in top-1 weights, it is regarded as *overlap @ top-1*. If overlap only occurs when we consider both top-1 and top-2 weights, this is *overlap @ top-2*. It is clear that diversity regularization can effectively force assigners to focus on different feature maps, thus providing information from various perspectives.

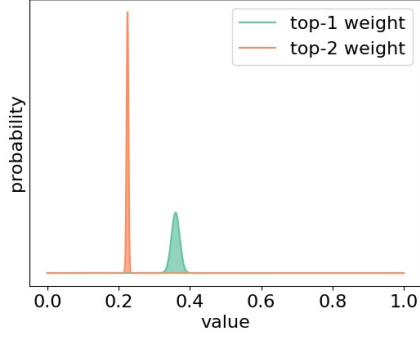
D.6 Image Classification

Although image-level tasks are not typically utilized for the evaluation of diffusion features, we have used this task for early empirical studies. Hence, in Table 7, we provide some results on CIFAR10, in comparison to a standard ResNet backbone⁴ and a baseline where diffusion features are used without GATE.

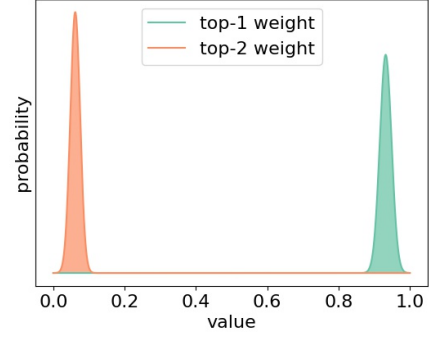
E Future Direction

Long tail and out-of-distribution scenarios are challenging problems for discrimination, where a model that works well under i.i.d. settings can degrade significantly [43]. There have been a few attempts to apply diffusion models to such challenging scenarios [10, 46, 56], but more efforts are still considered helpful. Recently, there has been a study [11] that might open more opportunities to this topic. To be specific, AUC is a useful metric and loss function for long tail and out-of-distribution studies [41, 42], but it used to be not applicable to pixel-level tasks such as semantic segmentation. This recent study, however, has successfully introduced a new AUC-based tool that can be applied to segmentation as well, enabling more future studies in this direction.

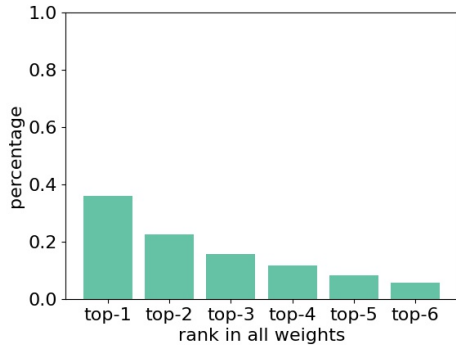
⁴<https://github.com/kuangliu/pytorch-cifar>



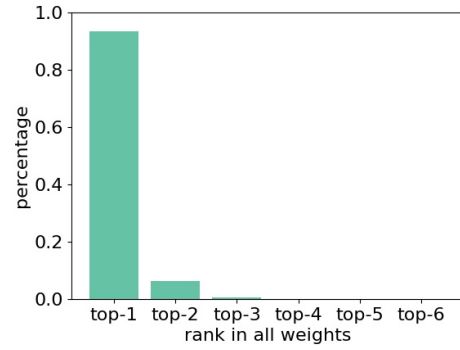
(a) Probability density of weights **w/o** regularization.



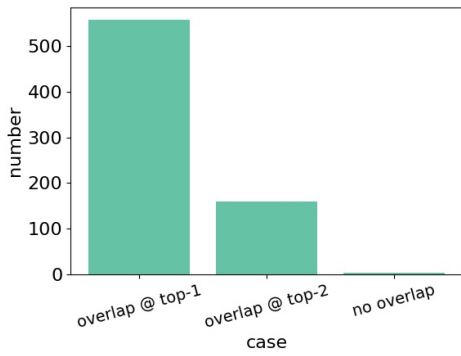
(b) Probability density of weights **w/** regularization.



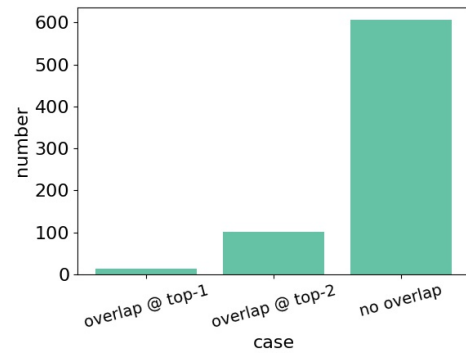
(c) Average values of all weights **w/o** regularization.



(d) Average values of all weights **w/** regularization.



(e) Overlap issues of top-2 weights **w/o** regularization.



(f) Overlap issues of top-2 weights **w/** regularization.

Figure 12: Visualization of weight distribution with and without regularization. The first four focus on sparsity and the other two visualize the impact of diversity.

F Computation Resources

We use Nvidia(R) RTX 3090 and Nvidia(R) RTX 4090 GPUs for the experiments, all with 24GB VRAM.

The experiments on semantic correspondence take about 5 hours per run and about 50GB of disk storage. The experiments on Horse-21 and Bedroom-28 take about 5 hours per run, where one run consists of 5 repeats on different splits. Furthermore, each run uses about 45GB of disk storage. The experiments on ADE20K and CityScapes take about 2 days per run with no additional disk usage besides what is needed to store model checkpoints and datasets. Our early exploration of content shift utilizes relatively lightweight experiments for efficiency.

G Asset License

- SPair-71k: Available at <https://cvlab.postech.ac.kr/research/SPair-71k/>.
- Horse-21 and Bedroom-28 (LSUN): Available at <https://github.com/fyu/lsun>.
- ADE20K: Custom (research-only, non-commercial), at <https://groups.csail.mit.edu/vision/datasets/ADE20K/terms/>.
- CityScapes: Custom, at <https://www.cityscapes-dataset.com/license/>.

NeurIPS Paper Checklist

1. Claims

Question: Do the main claims made in the abstract and introduction accurately reflect the paper's contributions and scope?

Answer: [\[Yes\]](#)

Justification: We make clear claims of contributions in the abstract and introduction.

Guidelines:

- The answer NA means that the abstract and introduction do not include the claims made in the paper.
- The abstract and/or introduction should clearly state the claims made, including the contributions made in the paper and important assumptions and limitations. A No or NA answer to this question will not be perceived well by the reviewers.
- The claims made should match theoretical and experimental results, and reflect how much the results can be expected to generalize to other settings.
- It is fine to include aspirational goals as motivation as long as it is clear that these goals are not attained by the paper.

2. Limitations

Question: Does the paper discuss the limitations of the work performed by the authors?

Answer: [\[Yes\]](#)

Justification: We discuss limitations in Section 7.

Guidelines:

- The answer NA means that the paper has no limitation while the answer No means that the paper has limitations, but those are not discussed in the paper.
- The authors are encouraged to create a separate "Limitations" section in their paper.
- The paper should point out any strong assumptions and how robust the results are to violations of these assumptions (e.g., independence assumptions, noiseless settings, model well-specification, asymptotic approximations only holding locally). The authors should reflect on how these assumptions might be violated in practice and what the implications would be.
- The authors should reflect on the scope of the claims made, e.g., if the approach was only tested on a few datasets or with a few runs. In general, empirical results often depend on implicit assumptions, which should be articulated.
- The authors should reflect on the factors that influence the performance of the approach. For example, a facial recognition algorithm may perform poorly when image resolution is low or images are taken in low lighting. Or a speech-to-text system might not be used reliably to provide closed captions for online lectures because it fails to handle technical jargon.
- The authors should discuss the computational efficiency of the proposed algorithms and how they scale with dataset size.
- If applicable, the authors should discuss possible limitations of their approach to address problems of privacy and fairness.
- While the authors might fear that complete honesty about limitations might be used by reviewers as grounds for rejection, a worse outcome might be that reviewers discover limitations that aren't acknowledged in the paper. The authors should use their best judgment and recognize that individual actions in favor of transparency play an important role in developing norms that preserve the integrity of the community. Reviewers will be specifically instructed to not penalize honesty concerning limitations.

3. Theory Assumptions and Proofs

Question: For each theoretical result, does the paper provide the full set of assumptions and a complete (and correct) proof?

Answer: [\[NA\]](#)

Justification: We make no theoretical contributions.

Guidelines:

- The answer NA means that the paper does not include theoretical results.
- All the theorems, formulas, and proofs in the paper should be numbered and cross-referenced.
- All assumptions should be clearly stated or referenced in the statement of any theorems.
- The proofs can either appear in the main paper or the supplemental material, but if they appear in the supplemental material, the authors are encouraged to provide a short proof sketch to provide intuition.
- Inversely, any informal proof provided in the core of the paper should be complemented by formal proofs provided in appendix or supplemental material.
- Theorems and Lemmas that the proof relies upon should be properly referenced.

4. Experimental Result Reproducibility

Question: Does the paper fully disclose all the information needed to reproduce the main experimental results of the paper to the extent that it affects the main claims and/or conclusions of the paper (regardless of whether the code and data are provided or not)?

Answer: [\[Yes\]](#)

Justification: We provide implementation details in Appendix [A](#) and Appendix [C](#).

Guidelines:

- The answer NA means that the paper does not include experiments.
- If the paper includes experiments, a No answer to this question will not be perceived well by the reviewers: Making the paper reproducible is important, regardless of whether the code and data are provided or not.
- If the contribution is a dataset and/or model, the authors should describe the steps taken to make their results reproducible or verifiable.
- Depending on the contribution, reproducibility can be accomplished in various ways. For example, if the contribution is a novel architecture, describing the architecture fully might suffice, or if the contribution is a specific model and empirical evaluation, it may be necessary to either make it possible for others to replicate the model with the same dataset, or provide access to the model. In general, releasing code and data is often one good way to accomplish this, but reproducibility can also be provided via detailed instructions for how to replicate the results, access to a hosted model (e.g., in the case of a large language model), releasing of a model checkpoint, or other means that are appropriate to the research performed.
- While NeurIPS does not require releasing code, the conference does require all submissions to provide some reasonable avenue for reproducibility, which may depend on the nature of the contribution. For example
 - (a) If the contribution is primarily a new algorithm, the paper should make it clear how to reproduce that algorithm.
 - (b) If the contribution is primarily a new model architecture, the paper should describe the architecture clearly and fully.
 - (c) If the contribution is a new model (e.g., a large language model), then there should either be a way to access this model for reproducing the results or a way to reproduce the model (e.g., with an open-source dataset or instructions for how to construct the dataset).
 - (d) We recognize that reproducibility may be tricky in some cases, in which case authors are welcome to describe the particular way they provide for reproducibility. In the case of closed-source models, it may be that access to the model is limited in some way (e.g., to registered users), but it should be possible for other researchers to have some path to reproducing or verifying the results.

5. Open access to data and code

Question: Does the paper provide open access to the data and code, with sufficient instructions to faithfully reproduce the main experimental results, as described in supplemental material?

Answer: [No]

Justification: We will release the codes after acceptance. Besides, we have provided the necessary information for reproducing the experiments in this manuscript.

Guidelines:

- The answer NA means that paper does not include experiments requiring code.
- Please see the NeurIPS code and data submission guidelines (<https://nips.cc/public/guides/CodeSubmissionPolicy>) for more details.
- While we encourage the release of code and data, we understand that this might not be possible, so “No” is an acceptable answer. Papers cannot be rejected simply for not including code, unless this is central to the contribution (e.g., for a new open-source benchmark).
- The instructions should contain the exact command and environment needed to run to reproduce the results. See the NeurIPS code and data submission guidelines (<https://nips.cc/public/guides/CodeSubmissionPolicy>) for more details.
- The authors should provide instructions on data access and preparation, including how to access the raw data, preprocessed data, intermediate data, and generated data, etc.
- The authors should provide scripts to reproduce all experimental results for the new proposed method and baselines. If only a subset of experiments are reproducible, they should state which ones are omitted from the script and why.
- At submission time, to preserve anonymity, the authors should release anonymized versions (if applicable).
- Providing as much information as possible in supplemental material (appended to the paper) is recommended, but including URLs to data and code is permitted.

6. Experimental Setting/Details

Question: Does the paper specify all the training and test details (e.g., data splits, hyper-parameters, how they were chosen, type of optimizer, etc.) necessary to understand the results?

Answer: [Yes]

Justification: Experimental details are provided in Appendix C.

Guidelines:

- The answer NA means that the paper does not include experiments.
- The experimental setting should be presented in the core of the paper to a level of detail that is necessary to appreciate the results and make sense of them.
- The full details can be provided either with the code, in appendix, or as supplemental material.

7. Experiment Statistical Significance

Question: Does the paper report error bars suitably and correctly defined or other appropriate information about the statistical significance of the experiments?

Answer: [Yes]

Justification: We report error bars for Horse-21 and Bedroom-28 datasets. For other datasets, the same practice would be too costly.

Guidelines:

- The answer NA means that the paper does not include experiments.
- The authors should answer "Yes" if the results are accompanied by error bars, confidence intervals, or statistical significance tests, at least for the experiments that support the main claims of the paper.
- The factors of variability that the error bars are capturing should be clearly stated (for example, train/test split, initialization, random drawing of some parameter, or overall run with given experimental conditions).
- The method for calculating the error bars should be explained (closed form formula, call to a library function, bootstrap, etc.)
- The assumptions made should be given (e.g., Normally distributed errors).

- It should be clear whether the error bar is the standard deviation or the standard error of the mean.
- It is OK to report 1-sigma error bars, but one should state it. The authors should preferably report a 2-sigma error bar than state that they have a 96% CI, if the hypothesis of Normality of errors is not verified.
- For asymmetric distributions, the authors should be careful not to show in tables or figures symmetric error bars that would yield results that are out of range (e.g. negative error rates).
- If error bars are reported in tables or plots, The authors should explain in the text how they were calculated and reference the corresponding figures or tables in the text.

8. Experiments Compute Resources

Question: For each experiment, does the paper provide sufficient information on the computer resources (type of compute workers, memory, time of execution) needed to reproduce the experiments?

Answer: [Yes]

Justification: Related information is provided in Appendix F.

Guidelines:

- The answer NA means that the paper does not include experiments.
- The paper should indicate the type of compute workers CPU or GPU, internal cluster, or cloud provider, including relevant memory and storage.
- The paper should provide the amount of compute required for each of the individual experimental runs as well as estimate the total compute.
- The paper should disclose whether the full research project required more compute than the experiments reported in the paper (e.g., preliminary or failed experiments that didn't make it into the paper).

9. Code Of Ethics

Question: Does the research conducted in the paper conform, in every respect, with the NeurIPS Code of Ethics <https://neurips.cc/public/EthicsGuidelines>?

Answer: [Yes]

Justification: We conform with the Code of Ethics.

Guidelines:

- The answer NA means that the authors have not reviewed the NeurIPS Code of Ethics.
- If the authors answer No, they should explain the special circumstances that require a deviation from the Code of Ethics.
- The authors should make sure to preserve anonymity (e.g., if there is a special consideration due to laws or regulations in their jurisdiction).

10. Broader Impacts

Question: Does the paper discuss both potential positive societal impacts and negative societal impacts of the work performed?

Answer: [NA]

Justification: There is no societal impact of the work performed.

Guidelines:

- The answer NA means that there is no societal impact of the work performed.
- If the authors answer NA or No, they should explain why their work has no societal impact or why the paper does not address societal impact.
- Examples of negative societal impacts include potential malicious or unintended uses (e.g., disinformation, generating fake profiles, surveillance), fairness considerations (e.g., deployment of technologies that could make decisions that unfairly impact specific groups), privacy considerations, and security considerations.

- The conference expects that many papers will be foundational research and not tied to particular applications, let alone deployments. However, if there is a direct path to any negative applications, the authors should point it out. For example, it is legitimate to point out that an improvement in the quality of generative models could be used to generate deepfakes for disinformation. On the other hand, it is not needed to point out that a generic algorithm for optimizing neural networks could enable people to train models that generate Deepfakes faster.
- The authors should consider possible harms that could arise when the technology is being used as intended and functioning correctly, harms that could arise when the technology is being used as intended but gives incorrect results, and harms following from (intentional or unintentional) misuse of the technology.
- If there are negative societal impacts, the authors could also discuss possible mitigation strategies (e.g., gated release of models, providing defenses in addition to attacks, mechanisms for monitoring misuse, mechanisms to monitor how a system learns from feedback over time, improving the efficiency and accessibility of ML).

11. Safeguards

Question: Does the paper describe safeguards that have been put in place for responsible release of data or models that have a high risk for misuse (e.g., pretrained language models, image generators, or scraped datasets)?

Answer: [NA]

Justification: The paper poses no such risks.

Guidelines:

- The answer NA means that the paper poses no such risks.
- Released models that have a high risk for misuse or dual-use should be released with necessary safeguards to allow for controlled use of the model, for example by requiring that users adhere to usage guidelines or restrictions to access the model or implementing safety filters.
- Datasets that have been scraped from the Internet could pose safety risks. The authors should describe how they avoided releasing unsafe images.
- We recognize that providing effective safeguards is challenging, and many papers do not require this, but we encourage authors to take this into account and make a best faith effort.

12. Licenses for existing assets

Question: Are the creators or original owners of assets (e.g., code, data, models), used in the paper, properly credited and are the license and terms of use explicitly mentioned and properly respected?

Answer: [Yes]

Justification: We cite the original papers where related assets are first mentioned and list their license in Appendix G.

Guidelines:

- The answer NA means that the paper does not use existing assets.
- The authors should cite the original paper that produced the code package or dataset.
- The authors should state which version of the asset is used and, if possible, include a URL.
- The name of the license (e.g., CC-BY 4.0) should be included for each asset.
- For scraped data from a particular source (e.g., website), the copyright and terms of service of that source should be provided.
- If assets are released, the license, copyright information, and terms of use in the package should be provided. For popular datasets, paperswithcode.com/datasets has curated licenses for some datasets. Their licensing guide can help determine the license of a dataset.
- For existing datasets that are re-packaged, both the original license and the license of the derived asset (if it has changed) should be provided.

- If this information is not available online, the authors are encouraged to reach out to the asset’s creators.

13. **New Assets**

Question: Are new assets introduced in the paper well documented and is the documentation provided alongside the assets?

Answer: [NA]

Justification: The paper does not release new assets.

Guidelines:

- The answer NA means that the paper does not release new assets.
- Researchers should communicate the details of the dataset/code/model as part of their submissions via structured templates. This includes details about training, license, limitations, etc.
- The paper should discuss whether and how consent was obtained from people whose asset is used.
- At submission time, remember to anonymize your assets (if applicable). You can either create an anonymized URL or include an anonymized zip file.

14. **Crowdsourcing and Research with Human Subjects**

Question: For crowdsourcing experiments and research with human subjects, does the paper include the full text of instructions given to participants and screenshots, if applicable, as well as details about compensation (if any)?

Answer: [NA]

Justification: The paper does not involve crowdsourcing nor research with human subjects.

Guidelines:

- The answer NA means that the paper does not involve crowdsourcing nor research with human subjects.
- Including this information in the supplemental material is fine, but if the main contribution of the paper involves human subjects, then as much detail as possible should be included in the main paper.
- According to the NeurIPS Code of Ethics, workers involved in data collection, curation, or other labor should be paid at least the minimum wage in the country of the data collector.

15. **Institutional Review Board (IRB) Approvals or Equivalent for Research with Human Subjects**

Question: Does the paper describe potential risks incurred by study participants, whether such risks were disclosed to the subjects, and whether Institutional Review Board (IRB) approvals (or an equivalent approval/review based on the requirements of your country or institution) were obtained?

Answer: [NA]

Justification: This paper does not research with human subjects.

Guidelines:

- The answer NA means that the paper does not involve crowdsourcing nor research with human subjects.
- Depending on the country in which research is conducted, IRB approval (or equivalent) may be required for any human subjects research. If you obtained IRB approval, you should clearly state this in the paper.
- We recognize that the procedures for this may vary significantly between institutions and locations, and we expect authors to adhere to the NeurIPS Code of Ethics and the guidelines for their institution.
- For initial submissions, do not include any information that would break anonymity (if applicable), such as the institution conducting the review.