

# $\mathcal{X}^2$ -DFD: A FRAMEWORK FOR EXPLAINABLE AND EXTENDABLE DEEFAKE DETECTION

Yize Chen<sup>1\*</sup>, Zhiyuan Yan<sup>2\*</sup>, Siwei Lyu<sup>3</sup>, Baoyuan Wu<sup>1†</sup>

<sup>1</sup>School of Data Science,

The Chinese University of Hong Kong, Shenzhen, Guangdong, 518172, P.R. China

<sup>2</sup>School of Electronic and Computer Engineering, Peking University, P.R. China

<sup>3</sup>Department of Computer Science and Engineering, University at Buffalo, State University of New York, Buffalo, NY, USA

## ABSTRACT

Detecting deepfakes (*i.e.*, AI-generated content with malicious intent) has become an important task. Most existing detection methods provide only real/fake predictions without offering human-comprehensible explanations. Recent studies leveraging multimodal large-language models (MLLMs) for deepfake detection have shown improvements in explainability. However, the performance of pre-trained MLLMs (*e.g.*, LLaVA) remains limited due to a lack of understanding of their capabilities for this task and strategies to enhance them. In this work, we empirically assess the strengths and weaknesses of MLLMs specifically in deepfake detection via forgery-related feature analysis. Building on these assessments, we propose a novel framework called  $\mathcal{X}^2$ -DFD, consisting of three core modules. The first module, *Model Feature Assessment (MFA)*, measures the detection capabilities of forgery-related features intrinsic to MLLMs, and gives a descending ranking of these features. The second module, *Strong Feature Strengthening (SFS)*, enhances the detection and explanation capabilities by fine-tuning the MLLM on a dataset constructed based on the top-ranked features. The third module, *Weak Feature Supplementing (WFS)*, improves the fine-tuned MLLM’s capabilities on lower-ranked features by integrating external dedicated deepfake detectors. To verify the effectiveness of this framework, we further present a practical implementation, where an automated forgery-related feature generation, evaluation, and ranking procedure is designed for *MFA* module; an automated generation procedure of the fine-tuning dataset containing real and fake images with explanations based on top-ranked features is developed for *SFS* model; an external conventional deepfake detector focusing on blending artifact, which corresponds to a low detection capability in the pre-trained MLLM, is integrated for *WFS* module. Experimental results show that the proposed implementation enhances overall detection performance compared to pre-trained MLLMs, while providing more convincing explanations. More encouragingly, our framework is designed to be plug-and-play, allowing it to seamlessly integrate with more advanced MLLMs and external detectors, leading to continual improvement and extension to face the challenges of rapidly evolving deepfake technologies.

## 1 INTRODUCTION

Current generative AI technologies have enabled easy manipulation of facial identities, with many applications such as filmmaking and entertainment (Pei et al., 2024). However, these technologies can also be misused to create *deepfakes*<sup>1</sup> for malicious purposes, including violating personal pri-

\*Co-first authors.

† Corresponding author: Baoyuan Wu ([wubaoyuan@cuhk.edu.cn](mailto:wubaoyuan@cuhk.edu.cn)).

<sup>1</sup>The term “deepfake” used here refers explicitly to **face** forgery images or videos. Full (natural) image synthesis is not strictly within our scope.

vacy, spreading misinformation, and eroding trust in digital media. Hence, there is a pressing need to establish a reliable and robust system for detecting deepfakes. In recent years, numerous deepfake detection methods have been proposed (Li & Lyu, 2018; Liu et al., 2021a; Zhao et al., 2021a; Li et al., 2020a; Chen et al., 2022; Shiohara & Yamasaki, 2022; Yan et al., 2023c;a), with most focusing on addressing the generalization issue that arises from the discrepancies between training and testing data distributions. Despite improvements in generalization performance, these methods typ-

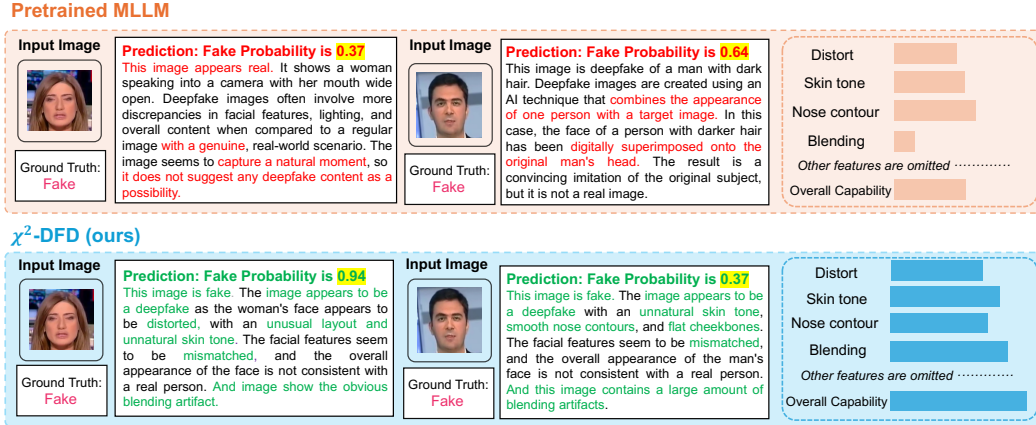


Figure 1: Illustration of the differences between the pre-trained MLLM and ours in deepfake detection. We demonstrate the prediction, explanation, and capability assessment results (see the right column, where each index corresponds to a forgery-related feature) for comparison. Our framework enhances both the detection capability and explanation of the pre-trained MLLM by improving strong features (e.g., skin tone and nose contour) and supplementing weak features (e.g., Blending). ically only output a probability indicating whether a given input is AI-generated, without providing intuitive and convincing explanations behind the prediction. This lack of reliable explanations confuses users about why it is deemed fake. In some critical scenarios like incorporating the detection result into judicial evidence, explanations are underlying essential.

Multimodal Large Language Models (MLLMs) have shown remarkable potential in many research areas (Yin et al., 2023). Given their advanced vision-language integration capabilities, MLLMs hold promise for addressing the explainability gap. A few recent efforts (Jia et al., 2024; Shi et al., 2024) have explored leveraging pre-trained MLLMs to obtain explainability for deepfake detection. However, our preliminary studies reveal limitations in pre-trained MLLMs, primarily due to an insufficient understanding of their capabilities specific to deepfake detection and a lack of effective strategies to enhance their performance. Specifically, we investigate the discrimination of several forgery-related features (e.g., blending, lighting) in the pre-trained MLLM (e.g., LLaVA), and find significant differences. As shown in Fig. 1, we see that some features exhibit strong discriminative capability for deepfake detection, while others do not. This discrepancy may explain the limited detection performance of the pre-trained MLLM, as well as its unreasonable explanations.

Inspired by the above investigation, we propose  $\mathcal{X}^2$ -DFD, a novel framework that utilizes MLLMs for explainable and extendable DeepFake Detection. The proposed  $\mathcal{X}^2$ -DFD operates through three core modules. **First**, the *Model Feature Assessment (MFA) Module* aims to assess the intrinsic capability of the pre-trained MLLMs in deepfake detection. We provide a quantified assessment of the discriminative capability for detection of each forgery-related feature, leading to a descending ranking of all candidate features. **Second**, the *Strong Feature Strengthening (SFS) Module* aims to improve the overall detection performance of the model by fully leveraging strong features (i.e., top-ranked intrinsic capabilities) for model fine-tuning. **Third**, the *Weak Feature Supplementing (WFS) Module* aims to supplement the weak intrinsic capabilities of the model by leveraging the strength of external dedicated detectors (EDDs) for weak features (i.e., low-ranked intrinsic capabilities). Encouragingly, the modular-based design of the proposed  $\mathcal{X}^2$ -DFD framework enables seamless integration with future MLLMs and EDDs as their capabilities evolve.

Our main contributions are threefold. **1)** Studying the intrinsic capabilities of MLLMs for deepfake detection: To our knowledge, we are the first to systematically assess the inherent capabilities of

---

MLLMs specifically in deepfake detection. We reveal that MLLMs have varying discriminating capabilities on different forgery features. **2) Enhancing MLLMs’ explainability through designed fine-tuning:** Based on the identified strengths of MLLMs, we fine-tune them to generate explanations grounded in their most “familiar” forgery features and abandon those they “unfamiliar” with, thereby improving their ability to accurately detect and convincingly explain deepfakes. **3) For areas where MLLMs show limitations, we integrate EDDs to supplement the model’s weakness.** This allows us to leverage the strength of both MLLMs and EDDs for a better detection system.

## 2 RELATED WORK

**Conventional Deepfake Detection** Early detection methods typically focus on performing feature engineering to mine a manual feature such as eye blinking frequency (Li et al., 2018), warping artifacts (Li & Lyu, 2018), headpose (Yang et al., 2019), and *etc.* Recent conventional deepfake detectors mainly focus on dealing with the issue of generalization (Yan et al., 2023d), where the distribution of training and testing data varies. Until now, there have developed novel solutions from different directions: constructing pseudo-fake samples to capture the blending clues (Li & Lyu, 2018; Li et al., 2020a; Shiohara et al., 2023; Zhao et al., 2021b), learning spatial-frequency anomalies (Gu et al., 2022; Liu et al., 2021a; Luo et al., 2021a; Qian et al., 2020a), focusing on the ID inconsistency clues between fake and corresponding real (Dong et al., 2023), performing disentanglement learning to learn the forgery-related features (Yan et al., 2023b; Yang et al., 2021), performing reconstruction learning to learn the general forgery clues (Cao et al., 2022b; Wang & Deng, 2021), locating the spatial-temporal inconsistency (Haliassos et al., 2021; Wang et al., 2023; Zheng et al., 2021; Yan et al., 2024b), and *etc.* Most of these methods improve the generalization ability compared to the early detection methods. However, these methods can provide only real/fake predictions without giving detailed explanations behind the predictions. The lack of convincing and human-comprehensible explanations might confuse users about why it is deemed fake.

**Deepfake Detection via Multimodal Large Language Model** Vision and language are the two important signals for human perception, and visual-language multimodal learning has thus drawn a lot of attention in the AI community. Recently, the LLaVA series (Liu et al., 2023b; 2024; 2023a) have explored a simple and effective approach for visual-language multimodal modeling. In the field of deepfake detection, (Jia et al., 2024; Shi et al., 2024) have investigated the potential of prompt engineering in face forgery analysis and proposed that existing MLLMs show better explainability than previous conventional deepfake detectors. More recently, (Zhang et al., 2024) proposed using pairs of human-generated visual questions answering (VQA) to construct the fine-tuning dataset, but manually creating detailed annotations can be costly. Furthermore, deepfake artifacts can be subtle and often ununderstandable to humans, as evidenced in (Köbis et al., 2021). As a result, human-labeled data may not serve as a “standard answer” to fine-tune MLLMs to detect deepfakes. Another just-released work (Huang et al., 2024) proposes an automatic approach using GPT-4o to generate annotations and train MLLM with the resulting VQA pairs. However, a new critical question was then raised: *Can MLLMs (e.g., LLaVa) fully comprehend the fake clues identified by GPT-4o?* It is reasonable to believe that there remains a capability gap between LLaVa and GPT-4o. For this reason, we find that existing works lacking in understanding the limitations of capability and then find ways to enhance the strengths and augment the limitations.

## 3 INVESTIGATION OF PRE-TRAINED MLLMS’ CAPABILITY IN DEEPAKE DETECTION

### 3.1 EVALUATION SETUP

**Model.** We choose the mainstream MLLM, *i.e.*, LLaVA (Liu et al., 2023b) as the implementation instance of the pre-trained MLLMs. Additionally, we choose one classical external dedicated detector (EDD), Xception (Chollet, 2017), as a baseline model for comparison.

**Dataset.** We evaluate the models on several widely-used deepfake datasets, including the Deepfake Detection Challenge (DFDC) (Dolhansky et al., 2020), the preview version of DFDC (DFDCP) (Dolhansky et al., 2019), DeepfakeDetection (DFD) (Deepfakedetection., 2021), Celeb-DF-v2 (CDF-v2) (Li et al., 2020b), as well as the newly released DF40 dataset (Yan et al., 2024a). The

DF40 dataset incorporates a variety of forgery techniques, including Facedancer (Rosberg et al., 2022), FSGAN (Nirkin et al., 2019), inSwap (Sangwan, 2020), e4s (Li et al., 2024), Simswap (Chen et al., 2020), and Uniface (Zhou et al., 2023), providing a comprehensive foundation for evaluating overall detection performance.

**Evaluation Metrics.** We use the Area Under the Curve (AUC) as the primary evaluation metric, enabling us to assess the model’s ability to distinguish between real and fake images across the whole dataset. In this section, we use the frame-level AUC for evaluation. For individual feature discrimination, we focus on forgery-related features such as “Is the face layout unnatural?” with responses of either “yes” or “no.” The proportions of “yes” and “no” answers for real and fake images are calculated as follows, with the ranking score  $S^{(q)}$  defined based on the balanced accuracy of the responses:

$$S^{(q)} = \frac{1}{2} \left( \frac{Y_{\text{real}}^{(q)}}{Y_{\text{real}}^{(q)} + N_{\text{real}}^{(q)}} + \frac{N_{\text{fake}}^{(q)}}{Y_{\text{fake}}^{(q)} + N_{\text{fake}}^{(q)}} \right). \quad (1)$$

Here,  $Y_{\text{real}}^{(q)}$  and  $Y_{\text{fake}}^{(q)}$  denote the number of “yes” answers, while  $N_{\text{real}}^{(q)}$  and  $N_{\text{fake}}^{(q)}$  represent the number of “no” answers for real and fake, respectively. This formulation ensures that both true positive and true negative rates are considered, providing a balanced measure of feature discrimination.

### 3.2 EVALUATION OF THE OVERALL DETECTION PERFORMANCE

The comparison between LLaVA (Liu et al., 2023b) and Xception (Chollet, 2017) highlights a notable performance gap. Results in Fig. 2 (left) indicate that the average AUC for LLaVA is 63.7, while Xception achieves 75.8, showing a notable gap of 12.1 points. This suggests that, while the LLaVA has certain zero-shot capabilities in other tasks such as (general) image classification, it is still not as strong as the EDD in detecting deepfakes.

However, LLaVA shows strong detection abilities in specific methods (e.g., e4s), sometimes even surpassing Xception (see Fig. 2 (left)). This motivates us to further investigate its intrinsic detection capabilities, and understand the model’s “strengths and weaknesses” in deepfake detection. Below, we provide a detailed investigation of the discrimination of each forgery-related feature.




Figure 2: (Left) AUC comparison between (zero-shot) LLaVA (blue) and Xception (red) for deepfake detection across different datasets; (Right) Balance accuracy score for individual feature discrimination, with Strong features in the top-left corner and Weak features in the bottom-right corner based on discrimination scores.

### 3.3 INVESTIGATION OF INDIVIDUAL FEATURE’S DISCRIMINATION

As shown in the top row of Fig. 4, our implementation encompasses three consecutive steps.

**Step 1: Question Generation.** For each candidate forgery-related feature, we formulate a corresponding interrogative statement. For instance, the feature “blurry” is transformed into the question “Is the image blurry?”. Recognizing that the candidate features are not pre-specified by developers, we employ a Large Language Model (LLM), *i.e.*, GPT-4o, to automatically generate a comprehensive list of  $N_q$  questions, denoted as  $Q_i^k$  for  $k \in \{1, \dots, N_q\}$ . These questions target key forgery indicators, including but not limited to lighting anomalies, unnatural facial expressions, and mismatched textures, which are critical for identifying deepfakes.

**Step 2: Question Evaluation.** Referring to Section 3.2, each generated question is paired with an image from the assessment dataset to form a prompt for constructing the fine-tuning dataset. The model responds with a binary output (“yes” or “no”) based on its interpretation of the image in relation to the question. These responses are aggregated into a confusion matrix for each question,

thereby quantifying the detection capability of the associated forgery-related features. Mathematically, for each question  $Q_i^k$  and image  $x_j$ , the MLLM produces:

$$R_{i,j}^k = \mathcal{M}_{\text{base}}(Q_i^k, x_j), \quad (2)$$

where  $R_{i,j}^k \in \{\text{yes}, \text{no}\}$ , representing the model’s response for each image-question pair.

**Step 3: Question Ranking.** According to the accuracy of all candidate questions, we obtain a descending ranking of questions, *i.e.*, the ranking of forgery-related features. This ranking allows us to quantify how well each feature contributes to distinguishing between real and fake images. Specifically, the accuracy of each question is computed by evaluating the proportion of correct responses across the dataset. Specifically, for each question  $Q_i^k$ , we calculate the true positive rate (TPR) and true negative rate (TNR) as follows:

$$\text{TPR}_i^k = \frac{\text{TP}_i^k}{\text{TP}_i^k + \text{FN}_i^k}, \quad \text{TNR}_i^k = \frac{\text{TN}_i^k}{\text{TN}_i^k + \text{FP}_i^k}, \quad (3)$$

where:  $\text{TP}_i^k$  denotes True Positives for question  $Q_i^k$ ,  $\text{TN}_i^k$  the True Negatives for question  $Q_i^k$ ,  $\text{FP}_i^k$  the False Positives for question  $Q_i^k$  and  $\text{FN}_i^k$  the False Negatives for question  $Q_i^k$

The overall accuracy for each question is then determined by:

$$\text{Balance Accuracy}_i^k = \frac{\text{TPR}_i^k + \text{TNR}_i^k}{2}. \quad (4)$$

Subsequently, questions are ranked in descending order based on their balance accuracy scores, thereby prioritizing forgery features that effectively discriminate between real and fake images.

**Strong Features.** Strong features typically involve *semantic-level facial structural or appearance anomalies*. As shown in the strong feature section of Fig. 2 (right), which primarily includes facial irregularities such as unusual facial layouts or distorted facial features, *e.g.*, the nose, eyes, or mouth. Since the pre-trained MLLM is good at extracting and utilizing these features for detection, it can provide a more reliable and accurate explanation.

**Weak Features.** Weak features typically involve *fine-grained, low-level textures*, such as blending anomalies. As shown in Fig. 2 (right), these weak features are primarily subtle details related to texture, reflection, shadow, and blending. Examples of texture issues include rough or overly smooth surfaces. Furthermore, inconsistencies in lighting and shadows and blending artifacts on the face are also prominent. Since these signal-level anomalies are challenging for pre-trained MLLMs to detect, the pre-trained MLLM is likely to struggle in reliably distinguishing between real and manipulated content when relying on these weak features for detection and explanation.

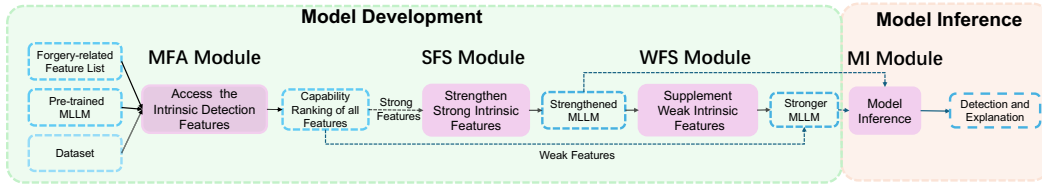


Figure 3: High-level pipeline of the eXplainable and eXtensible DeepFake Detection (X<sup>2</sup>-DFD) framework, which contains three core modules: MFA, SFS, and WFS for model development, and one MI module for inference. Detailed text can be seen in Sec. 4.1.

## 4 OUR METHODOLOGY

### 4.1 A GENERAL FRAMEWORK FOR DEEPPFAKE DETECTION

As illustrated in Fig. 3, we design a novel framework for the deepfake detection task based on MLLMs, called eXplainable and eXtensible DeepFake Detection (X<sup>2</sup>-DFD). Our framework con-

tains two main parts: model development (the core one) and model deployment. For model development, the definition and role of each module are demonstrated as follows:

- **Model Feature Assessment Module (MFA Module):** Given an assessment dataset and a candidate list of forgery-related features, this module assesses the inherent detection capability of each feature in the initial pre-trained MLLM. It outputs a capability ranking of all discriminative features in detecting deepfakes.
- **Strong Feature Strengthening Module (SFS Module):** According to the capability ranking, this module aims to strengthen good intrinsic capabilities to improve the overall detection performance of the initial pre-trained MLLM, and outputs a strengthened MLLM.
- **Weak Feature Supplementing Module (WFS Module):** Based on the capability ranking and the strengthened MLLM, this module aims to supplement weak intrinsic capabilities, and outputs a stronger MLLM.

**Model Inference (MI) Module** is implemented to output the predictions and detailed explanations. Specifically, this module aims to deploy our final MLLM for inference purposes, *i.e.*, detecting deepfakes (providing real/fake prediction) and explaining deepfakes (giving detailed reasons behind the prediction).

**Future extension to an (automatic) close-loop framework:** We propose adding a user feedback loop to the MFA module. This extension would allow for continuous model improvement by iteratively incorporating user feedback, which would adjust the model’s focus on certain features and further refine its performance.

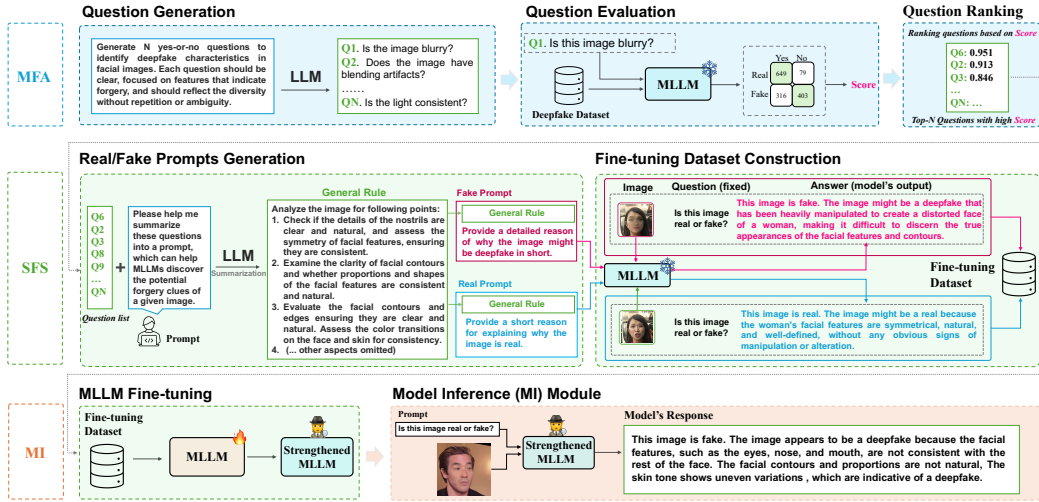


Figure 4: The discrete implementation of the proposed framework, where an automated forger-related feature generation, evaluation, and ranking procedure is designed for *MFA* module; an automated generation procedure of the fine-tuning dataset containing real and fake images with explanations based on strong features is developed for *SFS* model. The implementation of *WFS* module can be seen in Fig. 5. Detailed text is in Sec. 4.2.

## 4.2 AN IMPLEMENTATION OF THE DETECTION FRAMEWORK

In this subsection, we delineate a **concrete implementation** of the proposed  $\mathcal{X}^2$ -DFD framework, utilizing a pre-trained Multimodal Large Language Model (MLLM), *e.g.*, LLaVA. The architecture of the implementation is depicted in Fig. 4. Our implementation is divided into four primary modules: Model Feature Assessment (MFA), Strong Feature Strengthening (SFS), Weak Feature Supplementing (WFS), and Model Inference (MI) Module. We will introduce them below.

### 4.2.1 IMPLEMENTATION OF MFA MODULE

As shown in the top row of Fig. 4, MFA encompasses three consecutive steps: question generation, evaluation, and ranking. The methodology for each of these steps has been explained in detail in

the previous section. For more information, please refer to Sec. 3.3. These obtained questions are ranked in descending order based on their accuracy scores, thereby prioritizing forgery-related features that most effectively discriminate between real and fake images.

#### 4.2.2 IMPLEMENTATION OF SFS MODULE

The SFS module fine-tunes the MLLM by strengthening its ability to detect features that have been identified as high-performing in the MFA module. This process consists of three key steps:

**Step 1: Real/Fake Prompts Generation.** Leveraging the strong features from the MFA module, we generate specialized prompts to guide the MLLM’s focus during the fine-tuning phase. Specifically, we first utilize GPT-4o to summarize these strong features and construct two distinct prompts: one tailored for real images ( $\mathbf{P}_{\text{real}}$ ) and another for fake images ( $\mathbf{P}_{\text{fake}}$ ). These prompts are formulated as:  $\mathbf{P}_{\text{real}} = f(\mathbf{F}_{\text{real}})$ ,  $\mathbf{P}_{\text{fake}} = f(\mathbf{F}_{\text{fake}})$ , where  $\mathbf{F}_{\text{real}}$  and  $\mathbf{F}_{\text{fake}}$  denote the sets of strong features relevant to real and fake images, respectively. Also,  $f$  represents any LLMs. Here, we employ GPT-4o for implementation.

**Step 2: Fine-tuning Dataset Construction.** A fine-tuning dataset  $D_{ft}$  comprising VQA-style (visual question answering) pairs, which is constructed by pairing each image with the corresponding (real or fake) prompt. Each image is annotated with the specific features it exhibits, and the standardized prompt  $\mathbf{P}_{\text{fixed}}$  is defined as:  $\mathbf{P}_{\text{fixed}} = \text{“Is this image real or fake?”}$  The model’s response is structured to begin with a definitive statement—*“This image is real/fake”*—followed by an explanation based on the identified features. Formally, the final answer is represented as:  $\mathbf{A}_{\text{final}} = \text{“This image is real/fake”} + \mathbf{A}_{\text{real/fake}}$ . Consequently, each VQA-style pair of the fine-tuning dataset  $D_{ft}$  is formalized as:  $\mathbf{VQA} = (\text{Image}, \mathbf{P}_{\text{fixed}}, \mathbf{A}_{\text{final}})$ .

**Step 3: MLLM Fine-tuning.** The initial MLLM is fine-tuned using  $D_{ft}$ . The fine-tuning process involves adjusting the *projector* to accurately associate image artifacts with the corresponding fake labels. Additionally, Low-Rank Adaptation (LoRA) (Hu et al., 2021) is employed to selectively fine-tune a subset of the model’s parameters, thereby focusing the model’s reasoning on deepfake-specific features while maintaining overall model integrity. The fine-tuning process can be denoted as:  $\mathcal{M}_{\text{base}} \xrightarrow{D_{ft}} \mathcal{M}_{\text{fine-tuned}}$ , where  $\mathcal{M}_{\text{fine-tuned}}$  is the enhanced MLLM with improved deepfake detection capabilities.

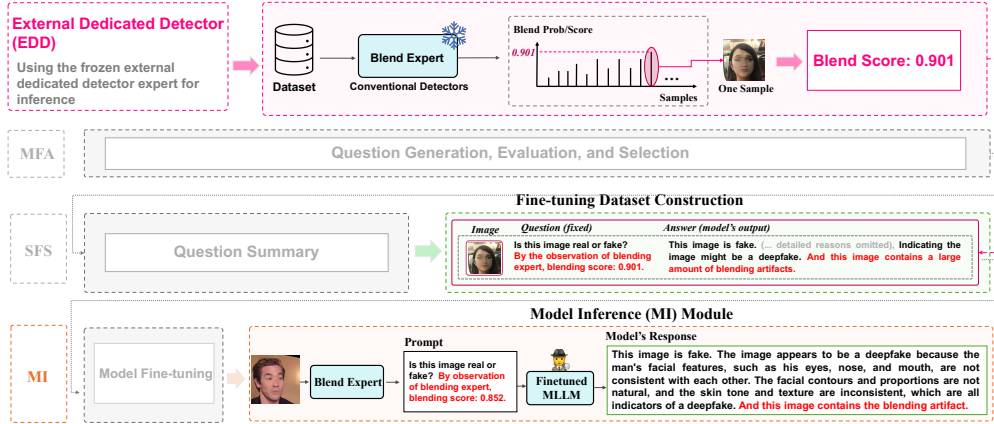


Figure 5: Illustration of the pipeline after adding WCS Module, which enhances MLLM deepfake detection by integrating the external dedicated detector, creating an updated fine-tuning dataset. During inference, the MLLM is enhanced by incorporating information from the external detector.

#### 4.2.3 IMPLEMENTATION OF WCS MODULES

The WCS module enhances the MLLM by integrating external deepfake detectors, which are specialized in detecting features where the MLLM shows weakness. The overall pipeline after adding the WCS module is illustrated in Fig. 5. This module follows three steps:

**Step 1: External Detector Invocation.** For features that the MLLM identifies as weak, we deploy an external specialized deepfake detector (*e.g.*, a blending-based detector (Lin et al., 2024)). This

---

external detector processes the input image and generates a prediction. Specifically, when utilizing a blending detector as an instance of EDD, a blending score  $s$  is produced:  $s = \sigma(\text{BlendDetector}(x))$ , where  $x$  denotes the input image, and  $\sigma$  denotes the sigmoid function that transforms the logits output of the BlendDetector into the 0-1 range.

### Step 2: Integration of External Detection Results into the Fine-tuning Dataset.

The blending score  $s$  obtained from the external detector is incorporated into the fine-tuning dataset by appending it to the existing prompts. This is done by adding a statement such as: “*By the observation of the blending expert, blending score:  $s$* ” Additionally, based on the score, a corresponding response aligned with the probability is included, as shown in Fig. 5, specifically in the Fine-tuning Dataset Construction section of the SFS. This integration ensures that the MLLM benefits from both its intrinsic detection capabilities and the specialized insights provided by the EDD.

**Step 3: Integration of External Detection Results into Inference Prompts** During inference, the EDD’s results are integrated into the MLLM’s prompt-based reasoning process.

The detailed description and formulation can be seen in Sec. 4.2.4 below.

#### 4.2.4 IMPLEMENTATION OF MI MODULE

Generally, during the inference, the external detector’s blending score  $s$  is incorporated into the MLLM’s prompt-based reasoning process.

Specifically, the final output of the model is structured, to begin with a definitive statement—“*This image is real/fake*”—followed by reasoning based on identified visual features. Based on the blending score  $s$ , the model appends a descriptive statement:  $\mathbf{A}_{\text{final}} = \text{“This image is real/fake”} + \mathbf{A}_{\text{real/fake}} + \text{“And this image contains obvious/minimal blending artifacts.”}$  The model acquires this response pattern through training. This approach ensures that the MLLM effectively leverages EDDs to enhance its detection performance, particularly for features where it initially demonstrated weakness.

## 5 EXPERIMENTS

### 5.1 EXPERIMENTAL SETTINGS

**Datasets.** Following previous works (Yan et al., 2023d;a) We conduct experiments on the following commonly used datasets: FaceForensics++ (FF++) (Rossler et al., 2019), DFDC, DFDCP, DFD, CDF-v2, DFo (Jiang et al., 2020), WDF (Zi et al., 2020), and FFIW (Zhou et al., 2021). In line with the standard deepfake benchmark (Yan et al., 2023d), we use the c23 version of FF++ for training and other datasets for testing (**Protocol-1**). We also evaluate the models on the **just-released** deepfake dataset DF40 (Yan et al., 2024a), which contains many latest SOTA forgery methods on the FF++ domain. We select six face-swapping methods generated from the FF++ domain for cross-manipulation evaluation (**Protocol-2**).

**Implementation Details.** We fine-tune the LLaVA model (Liu et al., 2023b) using the VQA dataset. For the conventional model, we use a blending-based approach proposed in (Lin et al., 2024). Training is conducted on a single NVIDIA 4090 GPU for 1 epoch, with a learning rate of  $2e-5$ , rank set to 16, and alpha, conventionally set to twice the rank, at 32. The batch size is set to 4, and we use a gradient accumulation step of 1. For evaluation metrics, we mainly report both the frame-level and video-level AUC of our results. Other metrics such as Accuracy (Acc.), Equal Error Rate (EER), and Average Precision (AP) are also reported.

**Compared Baselines.** We compare 24 methods both frame level and video level. In which Xception (Chollet, 2017), Efficient-b4 (Tan & Le, 2019), FWA (Li & Lyu, 2018), Face X-ray (Li et al., 2020a), RECCE (Cao et al., 2022a), F3-Net (Qian et al., 2020b), SPSL (Liu et al., 2021b), SRM (Luo et al., 2021b), UCF (Yan et al., 2023c), IID (Huang et al., 2023), ICT (Dong et al., 2022), ViT-B (Dosovitskiy et al., 2020), ViT-B (Radford et al., 2021), LSDA (Yan et al., 2023a), PCL+I2G (Zhao et al., 2021c), LipForensics (Haliassos et al., 2021), FTCN (Zheng et al., 2021), CORE (Ni et al., 2022), SBI (Shiohara & Yamasaki, 2022), UIA-ViT (Zhuang et al., 2022), SLADD (Chen et al., 2022), DCL (Sun et al., 2021), SeeABLE (Larue et al., 2023), and CFM (Luo et al., 2023).



## 5.2 PROTOCOL-1: CROSS-DATASET EVALUATION

In Tab. 1, we compare our method with 24 SOTA detectors via cross-dataset evaluations. The results of other compared baselines are mainly cited from their original papers. Ours consistently outperforms other models across **all** tested scenarios, demonstrating its better detection performance. Our approach excels across both frame-level and video-level evaluations, maintaining superior results when compared to other methods. The table clearly highlights our method’s capability to generalize and consistently achieve higher accuracy on cross-dataset tasks.

Table 1: **Protocol-1:** Cross-dataset evaluations with **24 existing detectors**. All detectors are trained on FF++\_c23 (Rossler et al., 2019) and evaluated on other datasets. The top two results are highlighted, with the best in bold and the second underlined. ‘\*’ indicates our reproductions.

Frame-Level AUC							Video-Level AUC						
Method	Venues	CDF	DFDCP	DFDC	DFD	Avg	Method	Venues	CDF	DFDCP	DFDC	DFD	Avg
Xception	CVPR 2017	73.7	73.7	70.8	81.6	75.0	Xception	CVPR 2017	81.6	74.2	73.2	89.6	79.7
FWA	CVPRW 2018	66.8	63.7	61.3	74.0	66.5	PCL+I2G	ICCV 2021	<u>90.0</u>	74.4	67.5	-	-
Efficient-b4	ICML 2019	74.9	72.8	69.6	81.5	74.7	LipForensics	CVPR 2021	82.4	-	73.5	-	-
Face X-ray	CVPR 2020	67.9	69.4	63.3	76.7	69.3	FTCN	ICCV 2021	86.9	74.0	71.0	94.4	81.6
F3-Net	ECCV 2020	77.0	77.2	72.8	82.3	77.3	ViT-B (CLIP)	ICML 2021	88.4	82.5	76.1	90.0	84.3
SPSL	CVPR 2021	76.5	74.1	70.1	81.2	75.5	CORE	CVPRW 2022	80.9	72.0	72.1	88.2	78.3
SRM	CVPR 2021	75.5	74.1	70.0	81.2	75.2	SBI*s	CVPR 2022	90.6	87.7	75.2	88.2	85.4
ViT-B (IN21k)	ICLR 2021	75.0	75.6	73.4	86.4	77.6	UIA-ViT	ECCV 2022	82.4	75.8	-	94.7	-
ViT-B (CLIP)	ICML 2021	81.7	80.2	73.5	86.6	80.5	SLADD*	CVPR 2022	79.7	-	77.2	-	-
RECCE	CVPR 2022	73.2	74.2	71.3	81.8	75.1	DCL	AAAI 2022	88.2	76.9	75.0	92.1	83.1
IID	CVPR 2023	83.8	81.2	-	-	-	SeeABLE	ICCV 2023	87.3	<u>86.3</u>	75.9	-	-
ICT	CVPR 2023	<u>85.7</u>	-	-	84.1	-	CFM	TIFS 2023	89.7	80.2	70.6	95.2	83.9
UCF	ICCV 2023	73.5	73.5	70.2	79.8	74.3	UCF	ICCV 2023	83.7	74.2	<u>77.0</u>	86.7	80.4
LSDA	CVPR 2024	83.0	<u>81.5</u>	<u>73.6</u>	<u>88.0</u>	<u>81.5</u>	LSDA	CVPR 2024	89.8	81.2	73.5	<u>95.6</u>	<u>85.0</u>
<b>Ours</b>	-	<b>90.3</b>	<b>89.7</b>	<b>83.5</b>	<b>92.5</b>	<b>89.0</b>	<b>Ours</b>	-	<b>95.5</b>	<b>91.2</b>	<b>85.3</b>	<b>95.7</b>	<b>91.9</b>
		(+4.6%)	(+8.2%)	(+9.9%)	(+4.5%)	(+7.5%)			(+5.5%)	(+4.9%)	(+8.3%)	(+0.1%)	(+6.9%)

## 5.3 PROTOCOL-2: CROSS-MANIPULATION EVALUATION

Evaluating our model’s performance on cross-manipulation tasks helps assess whether it can handle previously unseen fake types. We use the recently released DF40 dataset (Yan et al., 2024a) for evaluation. Our method generally outperforms other models on average, particularly the e4s, Inswap, and SimSwap methods (see Tab. 2). This shows that our method effectively learns more generalizable features for detection, even against the latest techniques.

Table 2: **Protocol-2:** Cross-manipulation evaluations within the FF++ domain (frame-level AUC only). We leverage the DF40 dataset (Yan et al., 2024a) and select six representative face-swapping methods generated within the FF++ domain, keeping the data domain unchanged. The top two results are highlighted, with the best result shown in bold and the second-best underlined.

Method	Venues	uniface	e4s	facedancer	fsgan	inswap	simswap	Avg.
RECCE (Cao et al., 2022a)	CVPR 2022	84.2	65.2	78.3	88.4	<u>79.5</u>	73.0	78.1
SBI (Shiohara & Yamasaki, 2022)	CVPR 2022	64.4	69.0	44.7	87.9	63.3	56.8	64.4
CORE (Ni et al., 2022)	CVPRW 2022	81.7	63.4	71.7	<b>91.1</b>	79.4	69.3	76.1
IID (Huang et al., 2023)	CVPR 2023	79.5	71.0	79.0	86.4	74.4	64.0	75.7
UCF (Yan et al., 2023c)	ICCV 2023	78.7	69.2	<u>80.0</u>	88.1	76.8	64.9	77.5
LSDA (Yan et al., 2023a)	CVPR 2024	<b>85.4</b>	68.4	75.9	83.2	<b>81.0</b>	72.7	77.8
CDFA (Lin et al., 2024)	ECCV 2024	76.5	67.4	75.4	84.8	72.0	76.1	75.9
ProgressiveDet (Cheng et al., 2024)	NeurIPS 2024	84.5	<u>71.0</u>	73.6	86.5	78.8	<u>77.8</u>	<u>78.7</u>
<b>Ours</b>	-	<u>85.2</u>	<b>91.2</b>	<b>83.8</b>	<u>89.9</u>	78.4	<b>84.9</b>	<b>85.6</b>

## 5.4 ABLATION STUDY

In this section, we aim to evaluate the effectiveness of each component proposed in our framework from both detection ability and feature capability aspects.

**Detection Ability.** We evaluate the generalization performance in cross-dataset evaluation scenarios. The ablations involve the following variants. **variant-1:** Baseline (Pre-trained MLLM), which is an initial LLaVA without any feature strengthening or supplementing; **variant-2:** *without* SFS; **variant-3:** *with* SFS; **variant-4:** EDD only, where we use the trained (Lin et al., 2024) for

Table 3: Ablation study regarding the effectiveness of each proposed module via cross-dataset evaluations. The results show an incremental benefit in each module.

Method	CDF			DFD			DFDC			Simsnap			Uniface			Avg		
	AUC	AP	EER	AUC	AP	EER	AUC	AP	EER	AUC	AP	EER	AUC	AP	EER	AUC	AP	EER
Pre-trained MLLM	52.1	68.2	48.7	69.8	95.2	36.4	57.8	59.9	44.6	64.0	64.1	40.4	65.5	65.6	39.0	61.8	70.6	41.8
no SFS	79.0	88.3	28.9	88.9	98.7	18.0	77.8	81.9	28.9	82.0	84.0	25.9	82.3	84.8	25.2	82.0	87.3	25.6
with SFS	83.2	90.5	24.6	91.4	99.0	15.8	82.0	91.0	26.5	83.3	85.0	24.8	84.5	<b>86.2</b>	<b>22.4</b>	84.9	90.3	22.8
EDD only	87.9	93.6	20.5	90.9	98.9	17.6	83.5	<b>86.1</b>	24.8	76.0	74.2	29.8	76.5	75.1	29.8	83.0	85.6	24.5
GCS + WCS	<b>90.3</b>	<b>94.8</b>	<b>18.4</b>	<b>92.5</b>	<b>99.1</b>	<b>15.0</b>	<b>83.5</b>	85.9	<b>24.5</b>	<b>84.9</b>	<b>85.7</b>	<b>23.3</b>	<b>85.2</b>	85.9	22.6	<b>87.3</b>	<b>90.32</b>	20.8

inference; **variant-5**: Ours, which is our final framework with all MFA, SFS, and WFS modules implemented. Results in Tab. 3 demonstrate a clear improvement in AUC, AP, and EER when both GCS and WCS modules are applied, confirming the importance of combining feature strengthening and supplementation for optimal deepfake detection performance.

**Feature Capability.** We also conduct a comparative study of feature capabilities before and after feature strengthening. As shown in Fig. 6, most feature capabilities are significantly enhanced following the application of strong feature strengthening. Notably, even some of the weaker features saw improvements after the enhancement process.

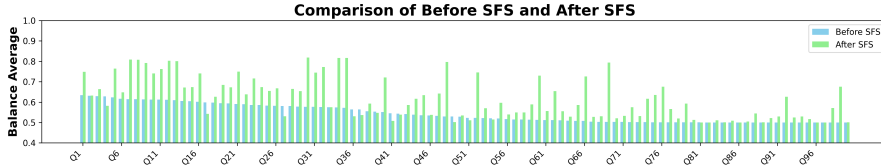


Figure 6: Comparison of feature capability before and after SFS. After adding the external detector to supplement the MLLM, the model’s feature capabilities (almost all) can be further improved.

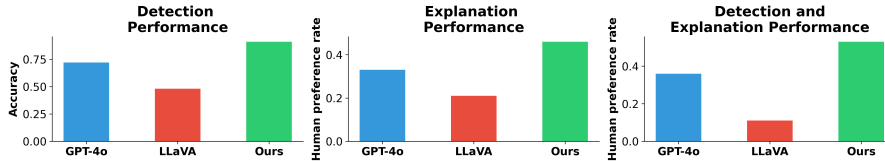


Figure 7: Comparison of detection and explanation performance across GPT-4o, LLaVA, and Ours

## 5.5 HUMAN EVALUATION

We conduct a human evaluation by sampling real and fake images from existing datasets, comparing GPT4o, utilizing the best prompt from (Jia et al., 2024), LLaVa 7B (Pre-trained MLLM) (Liu et al., 2023b), and our model (developed from the Pre-trained LLaVa 7B). Participants evaluate the models across three metrics: detection accuracy, explanation preference, and overall preference for detection and explanations. In all aspects, our model demonstrated superior performance, excelling in both accuracy and human preference for explanations.

## 6 CONCLUSION

In this paper, we propose  $\mathcal{X}^2$ -DFD, a novel framework that harnesses the power of Multimodal Large Language Models (MLLMs) for explainable and extendable deepfake detection. For the first time, we systematically evaluate the intrinsic capabilities of the pre-trained MLLMs, revealing their varying effectiveness across different forgery-related features. Inspired by this, we implement a targeted fine-tuning strategy, which has largely improved the explainability of the MLLMs, specifically capitalizing on their strengths. Furthermore, by integrating external deepfake detectors (EDDs), we design a novel framework to combine the complementary advantages of both MLLMs and conventional detectors for better detection and explanation. In the future, we plan to implement our framework in an automated, iterative system that will enable continuous updates based on collected feedback. We hope our work can inspire future advancements in leveraging MLLMs for a better deepfake detection system.

---

## REFERENCES

- Junyi Cao, Chao Ma, Taiping Yao, Shen Chen, Shouhong Ding, and Xiaokang Yang. End-to-end reconstruction-classification learning for face forgery detection. In *Proceedings of the IEEE/CVF Conference on Computer Vision and Pattern Recognition*, pp. 4113–4122, 2022a.
- Junyi Cao, Chao Ma, Taiping Yao, Shen Chen, Shouhong Ding, and Xiaokang Yang. End-to-end reconstruction-classification learning for face forgery detection. In *2022 IEEE/CVF Conference on Computer Vision and Pattern Recognition (CVPR)*, pp. 4103–4112, 2022b. doi: 10.1109/CVPR52688.2022.00408.
- Liang Chen, Yong Zhang, Yibing Song, Lingqiao Liu, and Jue Wang. Self-supervised learning of adversarial example: Towards good generalizations for deepfake detection. In *Proceedings of the IEEE/CVF Conference on Computer Vision and Pattern Recognition*, pp. 18710–18719, 2022.
- Renwang Chen, Xuanhong Chen, Bingbing Ni, and Yanhao Ge. Simswap: An efficient framework for high fidelity face swapping. In *Proceedings of the 28th ACM International Conference on Multimedia*, pp. 2003–2011, 2020.
- Jikang Cheng, Zhiyuan Yan, Ying Zhang, Yuhao Luo, Zhongyuan Wang, and Chen Li. Can we leave deepfake data behind in training deepfake detector? *arXiv preprint arXiv:2408.17052*, 2024.
- François Chollet. Xception: Deep learning with depthwise separable convolutions. In *Proceedings of the IEEE/CVF Conference on Computer Vision and Pattern Recognition*, 2017.
- Deepfakedetection., 2021. <https://ai.googleblog.com/2019/09/contributing-data-to-deepfakedetection.html> Accessed 2021-11-13.
- Brian Dolhansky, Russ Howes, Ben Pflaum, Nicole Baram, and Cristian Canton Ferrer. The deepfake detection challenge (dfdc) preview dataset. *arXiv preprint arXiv:1910.08854*, 2019.
- Brian Dolhansky, Joanna Bitton, Ben Pflaum, Jikuo Lu, Russ Howes, Menglin Wang, and Cristian Canton Ferrer. The deepfake detection challenge (dfdc) dataset. *arXiv preprint arXiv:2006.07397*, 2020.
- Shichao Dong, Jin Wang, Renhe Ji, Jiajun Liang, Haoqiang Fan, and Zheng Ge. Implicit identity leakage: The stumbling block to improving deepfake detection generalization. In *Proceedings of the IEEE/CVF Conference on Computer Vision and Pattern Recognition*, pp. 3994–4004, 2023.
- Xiaoyi Dong, Jianmin Bao, Dongdong Chen, Ting Zhang, Weiming Zhang, Nenghai Yu, Dong Chen, Fang Wen, and Baining Guo. Protecting celebrities from deepfake with identity consistency transformer. In *Proceedings of the IEEE/CVF Conference on Computer Vision and Pattern Recognition*, pp. 9468–9478, 2022.
- Alexey Dosovitskiy, Lucas Beyer, Alexander Kolesnikov, Dirk Weissenborn, Xiaohua Zhai, Thomas Unterthiner, Mostafa Dehghani, Matthias Minderer, Georg Heigold, Sylvain Gelly, et al. An image is worth 16x16 words: Transformers for image recognition at scale. *arXiv preprint arXiv:2010.11929*, 2020.
- Qiqi Gu, Shen Chen, Taiping Yao, Yang Chen, Shouhong Ding, and Ran Yi. Exploiting fine-grained face forgery clues via progressive enhancement learning. In *Proceedings of the AAAI Conference on Artificial Intelligence*, pp. 735–743, 2022.
- Alexandros Haliassos, Konstantinos Vougioukas, Stavros Petridis, and Maja Pantic. Lips don’t lie: A generalisable and robust approach to face forgery detection. In *Proceedings of the IEEE/CVF Conference on Computer Vision and Pattern Recognition*, 2021.
- Edward J. Hu, Yelong Shen, Phillip Wallis, Zeyuan Allen-Zhu, Yuanzhi Li, Shean Wang, Lu Wang, and Weizhu Chen. Lora: Low-rank adaptation of large language models, 2021. URL <https://arxiv.org/abs/2106.09685>.
- Baojin Huang, Zhongyuan Wang, Jifan Yang, Jiabin Ai, Qin Zou, Qian Wang, and Dengpan Ye. Implicit identity driven deepfake face swapping detection. In *Proceedings of the IEEE/CVF Conference on Computer Vision and Pattern Recognition*, pp. 4490–4499, 2023.

- 
- Zhengchao Huang, Bin Xia, Zicheng Lin, Zhun Mou, and Wenming Yang. Ffaa: Multimodal large language model based explainable open-world face forgery analysis assistant. *arXiv preprint arXiv:2408.10072*, 2024.
- Shan Jia, Reilin Lyu, Kangran Zhao, Yize Chen, Zhiyuan Yan, Yan Ju, Chuanbo Hu, Xin Li, Baoyuan Wu, and Siwei Lyu. Can chatgpt detect deepfakes? a study of using multimodal large language models for media forensics, 2024. URL <https://arxiv.org/abs/2403.14077>.
- Liming Jiang, Ren Li, Wayne Wu, Chen Qian, and Chen Change Loy. Deepforensics-1.0: A large-scale dataset for real-world face forgery detection. In *Proceedings of the IEEE/CVF Conference on Computer Vision and Pattern Recognition*, 2020.
- Nils C Köbis, Barbora Doležalová, and Ivan Soraperra. Fooled twice: People cannot detect deep-fakes but think they can. *Iscience*, 24(11), 2021.
- Nicolas Larue, Ngoc-Son Vu, Vitomir Struc, Peter Peer, and Vassilis Christophides. Seeable: Soft discrepancies and bounded contrastive learning for exposing deepfakes, 2023. URL <https://arxiv.org/abs/2211.11296>.
- Lingzhi Li, Jianmin Bao, Ting Zhang, Hao Yang, Dong Chen, Fang Wen, and Baining Guo. Face x-ray for more general face forgery detection. In *Proceedings of the IEEE/CVF Conference on Computer Vision and Pattern Recognition*, 2020a.
- Maomao Li, Ge Yuan, Cairong Wang, Zhian Liu, Yong Zhang, Yongwei Nie, Jue Wang, and Dong Xu. E4s: Fine-grained face swapping via editing with regional gan inversion, 2024. URL <https://arxiv.org/abs/2310.15081>.
- Yuezun Li and Siwei Lyu. Exposing deepfake videos by detecting face warping artifacts. *arXiv preprint arXiv:1811.00656*, 2018.
- Yuezun Li, Ming-Ching Chang, and Siwei Lyu. In icu oculi: Exposing ai created fake videos by detecting eye blinking. In *2018 IEEE International Workshop on Information Forensics and Security (WIFS)*, pp. 1–7, 2018. doi: 10.1109/WIFS.2018.8630787.
- Yuezun Li, Xin Yang, Pu Sun, Honggang Qi, and Siwei Lyu. Celeb-df: A new dataset for deep-fake forensics. In *Proceedings of the IEEE/CVF Conference on Computer Vision and Pattern Recognition*, 2020b.
- Yuzhen Lin, Wentang Song, Bin Li, Yuezun Li, Jiangqun Ni, Han Chen, and Qiushi Li. Fake it till you make it: Curricular dynamic forgery augmentations towards general deepfake detection, 2024. URL <https://arxiv.org/abs/2409.14444>.
- Haotian Liu, Chunyuan Li, Yuheng Li, and Yong Jae Lee. Improved baselines with visual instruction tuning, 2023a.
- Haotian Liu, Chunyuan Li, Qingyang Wu, and Yong Jae Lee. Visual instruction tuning, 2023b. URL <https://arxiv.org/abs/2304.08485>.
- Haotian Liu, Chunyuan Li, Yuheng Li, Bo Li, Yuanhan Zhang, Sheng Shen, and Yong Jae Lee. Llava-next: Improved reasoning, ocr, and world knowledge, January 2024. URL <https://llava-vl.github.io/blog/2024-01-30-llava-next/>.
- Honggu Liu, Xiaodan Li, Wenbo Zhou, Yuefeng Chen, Yuan He, Hui Xue, Weiming Zhang, and Nenghai Yu. Spatial-phase shallow learning: Rethinking face forgery detection in frequency domain, 2021a. URL <https://arxiv.org/abs/2103.01856>.
- Honggu Liu, Xiaodan Li, Wenbo Zhou, Yuefeng Chen, Yuan He, Hui Xue, Weiming Zhang, and Nenghai Yu. Spatial-phase shallow learning: rethinking face forgery detection in frequency domain. In *Proceedings of the IEEE/CVF Conference on Computer Vision and Pattern Recognition*, 2021b.

- 
- Anwei Luo, Chenqi Kong, Jiwu Huang, Yongjian Hu, Xiangui Kang, and Alex C Kot. Beyond the prior forgery knowledge: Mining critical clues for general face forgery detection. *IEEE Transactions on Information Forensics and Security*, 19:1168–1182, 2023.
- Yuchen Luo, Yong Zhang, Junchi Yan, and Wei Liu. Generalizing face forgery detection with high-frequency features, 2021a. URL <https://arxiv.org/abs/2103.12376>.
- Yuchen Luo, Yong Zhang, Junchi Yan, and Wei Liu. Generalizing face forgery detection with high-frequency features. In *Proceedings of the IEEE/CVF Conference on Computer Vision and Pattern Recognition*, 2021b.
- Yunsheng Ni, Depu Meng, Changqian Yu, Chengbin Quan, Dongchun Ren, and Youjian Zhao. Core: Consistent representation learning for face forgery detection, 2022. URL <https://arxiv.org/abs/2206.02749>.
- Yuval Nirkin, Yosi Keller, and Tal Hassner. Fsgan: Subject agnostic face swapping and reenactment, 2019. URL <https://arxiv.org/abs/1908.05932>.
- Gan Pei, Jiangning Zhang, Menghan Hu, Guangtao Zhai, Chengjie Wang, Zhenyu Zhang, Jian Yang, Chunhua Shen, and Dacheng Tao. Deepfake generation and detection: A benchmark and survey. *arXiv preprint arXiv:2403.17881*, 2024.
- Yuyang Qian, Guojun Yin, Lu Sheng, Zixuan Chen, and Jing Shao. Thinking in frequency: Face forgery detection by mining frequency-aware clues, 2020a. URL <https://arxiv.org/abs/2007.09355>.
- Yuyang Qian, Guojun Yin, Lu Sheng, Zixuan Chen, and Jing Shao. Thinking in frequency: Face forgery detection by mining frequency-aware clues. In *Proceedings of the European Conference on Computer Vision*, 2020b.
- Alec Radford, Jong Wook Kim, Chris Hallacy, Aditya Ramesh, Gabriel Goh, Sandhini Agarwal, Girish Sastry, Amanda Askell, Pamela Mishkin, Jack Clark, et al. Learning transferable visual models from natural language supervision. In *International conference on machine learning*, pp. 8748–8763. PMLR, 2021.
- Felix Rosberg, Eren Erdal Aksoy, Fernando Alonso-Fernandez, and Cristofer Englund. Facedancer: Pose- and occlusion-aware high fidelity face swapping, 2022. URL <https://arxiv.org/abs/2210.10473>.
- Andreas Rossler, Davide Cozzolino, Luisa Verdoliva, Christian Riess, Justus Thies, and Matthias Nießner. Faceforensics++: Learning to detect manipulated facial images. In *Proceedings of the IEEE/CVF Conference on International Conference on Computer Vision*, 2019.
- Somdev Sangwan. Roop. <https://github.com/s0md3v/roop>, 2020. [GitHub repository].
- Yichen Shi, Yuhao Gao, Yingxin Lai, Hongyang Wang, Jun Feng, Lei He, Jun Wan, Changsheng Chen, Zitong Yu, and Xiaochun Cao. Shield: An evaluation benchmark for face spoofing and forgery detection with multimodal large language models. *arXiv preprint arXiv:2402.04178*, 2024.
- Kaede Shiohara and Toshihiko Yamasaki. Detecting deepfakes with self-blended images. In *Proceedings of the IEEE/CVF Conference on Computer Vision and Pattern Recognition*, pp. 18720–18729, 2022.
- Kaede Shiohara, Xingchao Yang, and Takafumi Taketomi. Blendface: Re-designing identity encoders for face-swapping. In *Proceedings of the IEEE/CVF International Conference on Computer Vision*, pp. 7634–7644, 2023.
- Ke Sun, Taiping Yao, Shen Chen, Shouhong Ding, Jilin L, and Rongrong Ji. Dual contrastive learning for general face forgery detection, 2021. URL <https://arxiv.org/abs/2112.13522>.

- 
- Mingxing Tan and Quoc Le. Efficientnet: Rethinking model scaling for convolutional neural networks. In *Proceedings of the International Conference on Machine Learning*, pp. 6105–6114. PMLR, 2019.
- Chengrui Wang and Weihong Deng. Representative forgery mining for fake face detection, 2021. URL <https://arxiv.org/abs/2104.06609>.
- Zhendong Wang, Jianmin Bao, Wengang Zhou, Weilun Wang, and Houqiang Li. Altfreezing for more general video face forgery detection, 2023. URL <https://arxiv.org/abs/2307.08317>.
- Zhiyuan Yan, Yuhao Luo, Siwei Lyu, Qingshan Liu, and Baoyuan Wu. Transcending forgery specificity with latent space augmentation for generalizable deepfake detection. *arXiv preprint arXiv:2311.11278*, 2023a.
- Zhiyuan Yan, Yong Zhang, Yanbo Fan, and Baoyuan Wu. Ucf: Uncovering common features for generalizable deepfake detection, 2023b. URL <https://arxiv.org/abs/2304.13949>.
- Zhiyuan Yan, Yong Zhang, Yanbo Fan, and Baoyuan Wu. Ucf: Uncovering common features for generalizable deepfake detection. *arXiv preprint arXiv:2304.13949*, 2023c.
- Zhiyuan Yan, Yong Zhang, Xinhang Yuan, Siwei Lyu, and Baoyuan Wu. Deepfakebench: A comprehensive benchmark of deepfake detection. *arXiv preprint arXiv:2307.01426*, 2023d.
- Zhiyuan Yan, Taiping Yao, Shen Chen, Yandan Zhao, Xinghe Fu, Junwei Zhu, Donghao Luo, Li Yuan, Chengjie Wang, Shouhong Ding, et al. Df40: Toward next-generation deepfake detection. *arXiv preprint arXiv:2406.13495*, 2024a.
- Zhiyuan Yan, Yandan Zhao, Shen Chen, Xinghe Fu, Taiping Yao, Shouhong Ding, and Li Yuan. Generalizing deepfake video detection with plug-and-play: Video-level blending and spatiotemporal adapter tuning. *arXiv preprint arXiv:2408.17065*, 2024b.
- Tianyun Yang, Juan Cao, Qiang Sheng, Lei Li, Jiaqi Ji, Xirong Li, and Sheng Tang. Learning to disentangle gan fingerprint for fake image attribution, 2021. URL <https://arxiv.org/abs/2106.08749>.
- Xin Yang, Yuezun Li, and Siwei Lyu. Exposing deep fakes using inconsistent head poses. In *ICASSP 2019-2019 IEEE International Conference on Acoustics, Speech and Signal Processing (ICASSP)*, pp. 8261–8265. IEEE, 2019.
- Shukang Yin, Chaoyou Fu, Sirui Zhao, Ke Li, Xing Sun, Tong Xu, and Enhong Chen. A survey on multimodal large language models. *arXiv preprint arXiv:2306.13549*, 2023.
- Yue Zhang, Ben Colman, Ali Shahriyari, and Gaurav Bharaj. Common sense reasoning for deep fake detection. *arXiv preprint arXiv:2402.00126*, 2024.
- Hanqing Zhao, Wenbo Zhou, Dongdong Chen, Tianyi Wei, Weiming Zhang, and Nenghai Yu. Multi-attentional deepfake detection, 2021a. URL <https://arxiv.org/abs/2103.02406>.
- Tianchen Zhao, Xiang Xu, Mingze Xu, Hui Ding, Yuanjun Xiong, and Wei Xia. Learning self-consistency for deepfake detection, 2021b. URL <https://arxiv.org/abs/2012.09311>.
- Tianchen Zhao, Xiang Xu, Mingze Xu, Hui Ding, Yuanjun Xiong, and Wei Xia. Learning self-consistency for deepfake detection, 2021c. URL <https://arxiv.org/abs/2012.09311>.
- Yinglin Zheng, Jianmin Bao, Dong Chen, Ming Zeng, and Fang Wen. Exploring temporal coherence for more general video face forgery detection, 2021. URL <https://arxiv.org/abs/2108.06693>.
- Jiancan Zhou, Xi Jia, Qiufu Li, Linlin Shen, and Jinming Duan. Uniface: Unified cross-entropy loss for deep face recognition. In *Proceedings of the IEEE/CVF International Conference on Computer Vision*, pp. 20730–20739, 2023.

- 
- Tianfei Zhou, Wenguan Wang, Zhiyuan Liang, and Jianbing Shen. Face forensics in the wild. In *Proceedings of the IEEE/CVF Conference on Computer Vision and Pattern Recognition*, pp. 5778–5788, 2021.
- Wanyi Zhuang, Qi Chu, Zhentao Tan, Qiankun Liu, Haojie Yuan, Changtao Miao, Zixiang Luo, and Nenghai Yu. Uia-vit: Unsupervised inconsistency-aware method based on vision transformer for face forgery detection, 2022. URL <https://arxiv.org/abs/2210.12752>.
- Bojia Zi, Minghao Chang, Jingjing Chen, Xingjun Ma, and Yu-Gang Jiang. Wilddeepfake: A challenging real-world dataset for deepfake detection. In *Proceedings of the 28th ACM International Conference on Multimedia*, pp. 2382–2390, 2020.