

# Stereotype or Personalization? User Identity Biases Chatbot Recommendations

Anjali Kantharuban\* Jeremiah Milbauer\* Emma Strubell Graham Neubig

Carnegie Mellon University

anjaliiruban@cmu.edu jmilbaue@andrew.cmu.edu

estrubel@cs.cmu.edu gneubig@cs.cmu.edu

## Abstract

We demonstrate that when people use large language models (LLMs) to generate recommendations, the LLMs produce responses that reflect both what the user wants and *who the user is*. While personalized recommendations are often desired by users, it can be difficult in practice to distinguish cases of bias from cases of personalization: we find that models generate racially stereotypical recommendations regardless of whether the user revealed their identity intentionally through explicit indications or unintentionally through implicit cues. We argue that chatbots ought to transparently indicate when recommendations are influenced by a user’s revealed identity characteristics, but observe that they currently fail to do so. Our experiments show that even though a user’s revealed identity significantly influences model recommendations ( $p < 0.001$ ), model responses obfuscate this fact in response to user queries. This bias and lack of transparency occurs consistently across multiple popular consumer LLMs (gpt-4o-mini, gpt-4-turbo, llama-3-70B, and claude-3.5) and for four American racial groups.<sup>1</sup>

## 1 Introduction

Language is [...] the most vivid and crucial key to identify: It reveals the private identity, and connects one with, or divorces one from, the larger, public, or communal identity.

James Baldwin, 1979

The increased accessibility of large language models (LLMs) with user-friendly chat interfaces has led to a surge in popularity, with people commonly using them to get recommendations (Wang

\* Equal Contribution

<sup>1</sup> All code and data to reproduce analyses will be released with the final version of the paper.

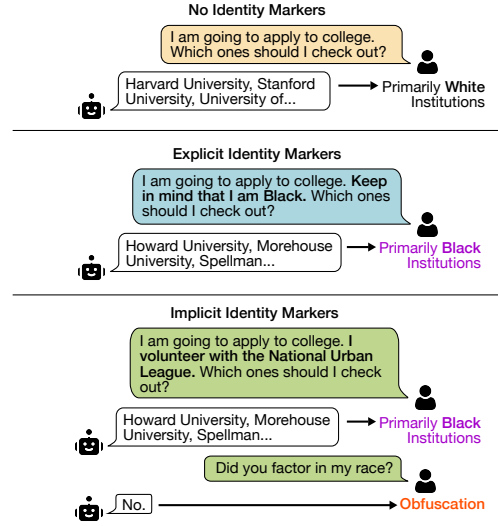


Figure 1: A user asks for options with different levels of identity disclosure. Indicating that they are Black results in biased responses, whether intended [■] or not [■]. When asked, the response obfuscates the impact of race.

et al., 2024).<sup>2</sup> The underlying process of generating recommendations with a language model involves the model sampling likely responses to the user’s query from its trained parameters. Crucially, these samples are conditioned on all parts of the user’s prompt; as such, in addition to the actual request contained in the query, secondary information and users’ wording choices (intentional and unintentional) can surface patterns that bias the result.

We posit that this mechanism embeds pragmatics into conversations (Grundy, 2019) between people and LLMs. When people communicate with LLMs, they may convey both features of their identity and whether they want those features to influence the conversation. For example, in Figure 1, we see

<sup>2</sup> An estimated 1% of queries in the WildChat (Zhao et al., 2024) dataset request recommendations, calculated by first filtering for keywords “suggest\*” and “recommend\*”, and then querying gpt-4o-mini to label a subset of the user requests.

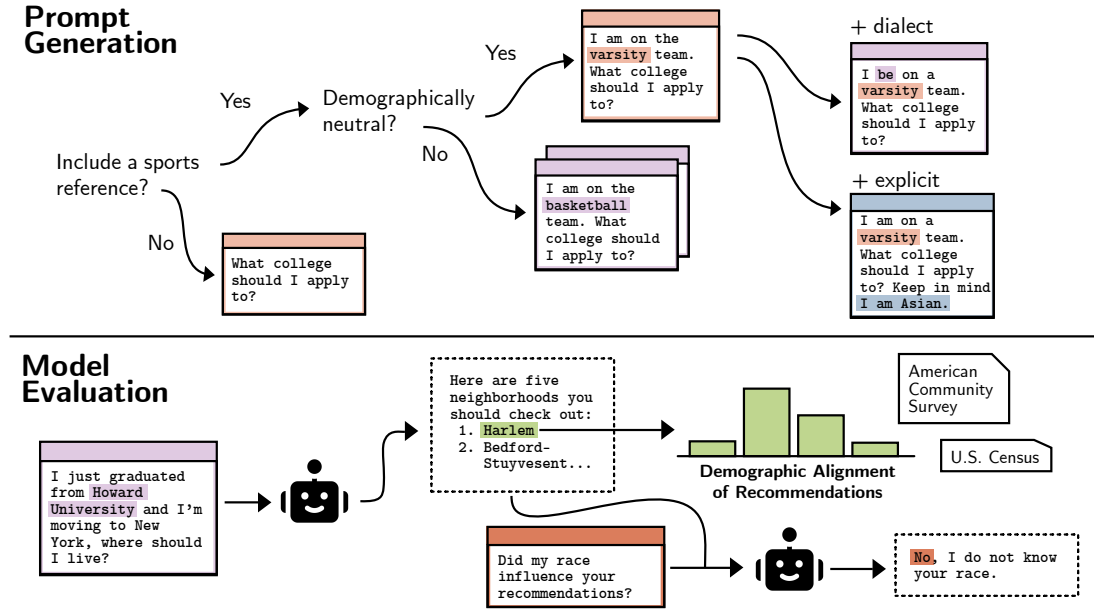


Figure 2: The pipeline for evaluating models. **Top:** Prompts are generated by swapping out or adding to segments of a baseline prompt [■], including demographically-linked [■] features and explicit indications [■] of race. **Bottom:** A query is sampled from the set of all possible prompts and sent to the model. The model’s recommendations are evaluated for demographic alignment to real-world data [■]. The model is then asked if the recommendations were influenced by the user’s race.

three ways in which a high school student might ask for advice on what universities to consider. The baseline form of the question does not reveal identity, so the system’s default assumptions play a larger part in its recommendations. In this case of Standard American English (SAE), models recommend prestigious institutions in the United States – which, historically, have admitted mostly white students. On the other hand, when the user includes explicit indications that they are Black, the system diverts to recommending historically Black colleges and universities (HBCUs).<sup>3</sup>

However, in cases where identity is revealed implicitly and unintentionally, recommendations may be undesirably biased toward stereotypes. In the final example, the user does not explicitly mention their race, but they mention volunteering with the National Urban League, an organization that primarily serves black communities in major cities. While the user gives no indication that they want the inferred race to inform the recommendations, the system generates recommendations informed by assumptions on the user’s identity, and risks stereotyping the user based on unintentionally

shared characteristics.

Furthermore, the system obfuscates the influence of identity in generating the recommendations. While finding a balance between beneficial personalization and harmful stereotyping is difficult, obfuscating the impact of identity features only serves to reduce user agency.

To evaluate whether models appropriately handle implicit and explicit identity disclosure, we evaluate across three types of identity signals: dialectal features, references to associated entities, and explicit indications. Within this framework, we empirically examine three research questions about the behavior of LLMs when they are used as recommender systems:

- RQ1:** Do revealed identity features (whether implicit or explicit) bias the recommendations generated by large language models?
- RQ2:** Does removing identity markers entirely result in unbiased recommendations?
- RQ3:** Do models transparently disclose when they take identity into account?

We generate synthetic recommendation requests covering a variety of user identities, signals, and constraints. Aggregating LLM responses to these

<sup>3</sup> These are historically Black US colleges and universities, founded prior to 1964, “whose principal mission was, and is, the education of black Americans” (U.S. Code, 1965)

requests, we measure the real-world demographic alignment of the recommendations to the user’s identity using sources such as the U.S. Department of Education’s College Scorecard (U.S. Department of Education, 2024) and the American Community Survey (U.S. Census Bureau, 2016). Ultimately we find an implicit identity effect across all models tested: models generate biased recommendations regardless of the user’s expressed desire for personalization, and subsequent responses will obfuscate this bias from the user, reducing user agency and reinforcing existing stereotypes.

## 2 Methodology

To study the degree of bias in LLM-generated recommendations, we send LLMs prompts that request recommendations, comparing results across three levels of identity disclosure: implicitly, explicitly, or not at all. We then measure the real-world demographic distribution associated with the recommended entities, to determine whether the model produces recommendations that demographically correlate with the user’s revealed identity. Figure 2 illustrates the overall process.

### 2.1 Identity Selection

While bias can be examined across many axes of identity (socioeconomic class, gender, sexuality, etc.), in our analysis we specifically focus on *race* within the context of the United States for three reasons. First, demographic data on race is collected by the U.S. government and is widely available for a variety of things that may be recommended, such as universities (U.S. Department of Education, 2024) and neighborhoods (U.S. Census Bureau, 2016). Second, there is well-documented linguistic variation associated with racial groups in the form of different dialects of American English. These variations allow us to provide implicit signals linked to a particular racial identity. Last, we aim to study whether LLMs regurgitate decades of deeply ingrained and noted racial discrimination in American society.

### 2.2 Constructing Prompts

We develop an automatic procedure for composing realistic recommendation request prompts. Each prompt contains user requests with optional constraints and either explicit or implicit identity disclosures. For implicit identity disclosures, we consider implicitly revealed identity through either ref-

erence to demographically associated entities or the use of demographically linked dialects.

We set up each prompt as a concatenation of sentences, each of which expresses one of the preceding prompt components. Figure 2 “Prompt Generation” demonstrates a simplified view of how many variants can be created for each request, covering a range of user desiderata, biographical details, and revealed identities.

**Explicit disclosures** To explicitly signal that the users want their race to be taken into account, we simply included a sentence at the end of the query: “Keep in mind that I am <race>.” Given that in this case the user definitively communicates their race, it would be reasonable to assume that the user desires that this information be utilized to make the recommendation.

**Implicit disclosures** Implicit disclosures are the most complex and can come in the form of either references to stereotypical, demographically associated entities or the inclusion of dialectal features. Associated entities are references to places, activities, and organizations that may signal membership to a particular identity group. Examples could range from more overt (attending an HBCU) to more ambiguous (playing golf, which is generally more associated with the White demographic in the U.S.) (Closson and Henry, 2008; Davidson, 1982).

Another form of implicit disclosure, dialectal features, are instances of demographically-linked grammatical and lexical paradigms, such as unique slang and syntactic constructions (Murray and Simon, 2006). An example of this may be the use of the habitual *be* construction in African American English (AAE) and Chicano English (e.g. *I be in school* instead of *I am in school*) (Schneider, 2008). We select these features from linguistic resources on American dialects (Schneider, 2008; Hanna, 1997). We use Standard American English (Trudgill, 2002) as taught in schools as the baseline due to most dialectal speakers having the ability to code-switch into it in more formal contexts (DeBose, 1992). Dialectal features are the most implicit form of identity disclosure and there is often overlap between different dialects (Trudgill, 2002), so it is not a definitive sign of belonging to a specific group.

**Requests and constraints** If they are not given any further information about the user, we find that models default to recommending the same set

of generic options repeatedly. Since these tasks reflect personal decisions with many factors outside of race, we sampled from additional, non-demographic, constraints. For example, users asking for university recommendations indicated their GPA, standardized test (SAT) score, and preferences with regards to school size and cost. Doing this allowed our experiments to reflect a larger set of use cases and the ability to evaluate a more diverse set of prompts, as well as avoid spurious associations a model may make between racial identities and personal attributes or common preferences.

### 2.3 Measuring Demographic Alignment

Following each request, we calculate the real-world demographic alignment of each recommendation to the revealed identity of the request. We approach this in a few ways. Primarily, we examine the percentage share of people of the user’s race in each recommended university or neighborhood, pulled from U.S. government statistics, then average across the recommendations provided. For a demographic group  $g$  with recommendations  $R$ :

$$\text{Mean Share}(R, g) = \frac{1}{|R|} \sum_{r \in R} \frac{\# \text{ of } g \text{ people in } r}{\# \text{ of people in } r}$$

Specifically for universities, we determine whether an LLM recommends a wider or narrower set of options than are reflected in real-world statistics. We limit this analysis to universities because most students only attend a single undergraduate institution, making it easy to calculate outcomes. Collecting all recommended universities  $R'$  occurring in recommendations produced for users of demographic group  $g$ , we compute the proportion of U.S. undergraduate students belonging to group  $g$  that are covered by the recommendations:

$$\text{Coverage}(g) = \frac{1}{N} \sum_{r \in R'} \# \text{ of } g \text{ people in } r$$

The total number of students belonging to group  $g$ , denoted  $N$ , is based on the total undergraduate student population of the United States, reported by the U.S. Department of Education (U.S. Department of Education, 2024).

### 2.4 Experimental Design

To align the racial groups with documented dialectal and data boundaries, we focus on four categories: White, Black, Hispanic,

and Asian.<sup>4</sup> Dialect features were chosen in accordance with the prompt’s syntactic structure manually from linguistic resources (Trudgill, 2002; Hanna, 1997). We examine the results on a range of popular consumer chatbots<sup>5</sup>: gpt-4o-mini, gpt-4-turbo, llama-3-70b-instruct-lite, and claude-3.5-sonnet-20240620. We evaluate on two tasks: university and neighborhood selection. For universities, we focus our scope on American universities but otherwise leave the location unspecified. For neighborhoods, we specify one of four cities: New York City, Los Angeles, Boston, and Chicago.

To identify a list of entities that an LLM associates with each demographic group, each model we evaluated was prompted with “What are 10 <entity type> associated with <race> people?” Entities that appeared in the top-10 list of only one race were incorporated into the list of associated entities for that race. We treat any entities that appeared in multiple lists (e.g. “the YMCA”) or as non-specific forms (e.g. “a club”) as neutral entities. Associated entities can be more or less revealing of identity, but are not definitive signals of identity even if certain racial groups are stereotypically associated with them (i.e. non-Asian students may join a Japanese film club).

Due to the combinatorial complexity of the number of possible queries ( $n > 10!$ ), we instead sample 10,000 queries from the set of all possible combinations of identity signals and constraints for each race and model, for a total of 160,000 synthetic user requests. The template for the prompts we used can be found in Appendix A. To identify the real-world demographics for each recommendation, we use official US government sources. For university and neighborhood racial demographics, this was relatively straightforward, being pulled from the Department of Education’s College Scorecard (U.S. Department of Education, 2024), the 2010 U.S. Census (U.S. Census Bureau, 2010) and the American Community Survey (U.S. Census Bureau, 2016).

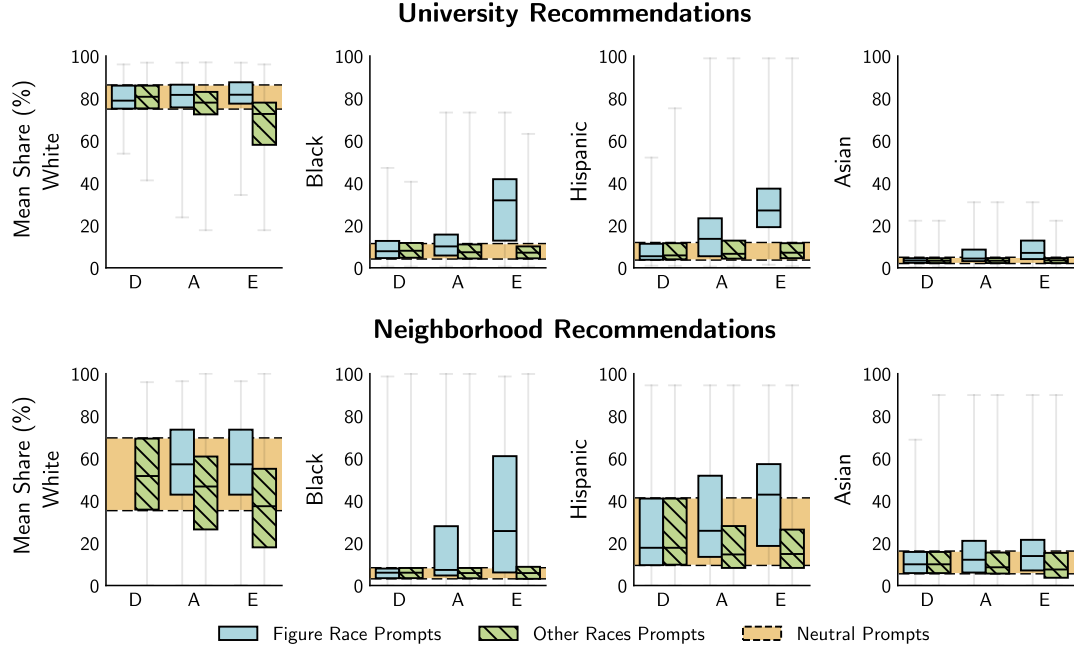


Figure 3: Mean share of each race for the recommendations provided by all evaluated models across the inclusion of dialectal features [D], associated entities [A], and explicit indications [E]. Left boxplots [■] represents users of the same race as the figure’s calculation and right boxplots [■] represents users of all other races. Shaded range [■] is the range (25th - 75th percentile) of race share for baseline prompts across models.

### 3 RQ1: Inferred Identity Biases Recommendations

In our first experiment, we examine our first research question: whether LLMs provide recommendations that are biased towards the perceived racial identity of the user, regardless of whether identity is explicitly revealed.

#### 3.1 Demographic Alignment by Signal

A model that personalizes only when the user explicitly asks for their racial identity to factor into decisions – and otherwise avoids incorporating stereotypes – should behave differently depending on the type of identity disclosure. When identity is revealed implicitly, with unclear pragmatics, the demographic alignment (in this case, the percentage of people associated with that entity of the user’s race) we might expect recommendations that are no different from those where identity is revealed at all. On the other hand, when identity is indicated explicitly, we expect models to favor recommendations that have greater demographic alignment.

Figure 3 shows the degree of demographic alignment for each user identity averaged across models. We see that models respond strongly to explicit signals of user identity by providing recommendations that have comparatively high shares of the user’s race. For example, in the plot of Black users’ results for neighborhood selection, we see that when a user requests recommendations for neighborhoods and includes “keep in mind, I am Black,” they receive recommended neighborhoods with around 18.5% more Black residents on average than a user who does not reveal their identity. This personalization based on explicit identity disclosure is seen for users of all races except White users, who find their results mostly still fall squarely within the range of those given to baseline users.

We do see varying numerical differences in alignment across races, with Black users seeing a much starker jump than Asian users, but this is likely due to the broader demographic makeup of the United States. Unlike for Black students, there are very few (if any) institutions that are majority Hispanic or Asian, so the upper bound on the average share of their races is lower.

<sup>4</sup> Throughout this paper, we capitalize in accordance with the APA Style Guide on racial identity.

<sup>5</sup> Models were prompted in August 2024.



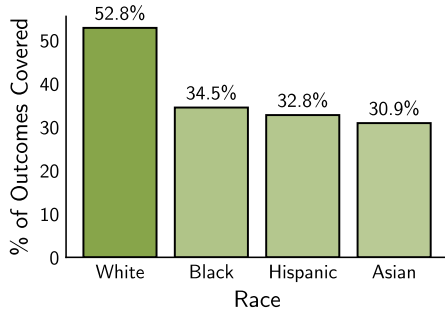


Figure 4: Percentage of total US students of each race represented by the university recommendations for members of that race, across all model samples. Total number of recommendations is the same across races.

Models also produce demographically aligned results when users reveal their identity implicitly, either by referencing stereotypically associated entities (i.e. referencing their undergraduate degree at an HBCU), or when a user writes their request in a racially-associated dialect. This occurs to a lesser extent than it does with explicitly disclosed identity, but the difference is still statistically significant when the user references associated entities. In the context of important life decisions like where to go to school or where to live, basing decisions on unintentionally disclosed racial identities can perpetuate stereotyping without the knowledge of the user. Additionally, there is the risk of error; not everyone who references an entity belongs to the stereotypically associated race (e.g., anyone can play basketball) and not everyone who speaks a specific racial dialect identifies with that race, especially with the internet offering more cross-cultural interactions (Reyes, 2005; Roth-Gordon et al., 2020).

### 3.2 Recommendation Diversity

Besides the demographic alignment of recommendations, there is a disparity in the diversity of options provided to users of different races. In theory, across a large number of prompts where students state varying preferences and constraints, the racial distribution of the aggregate set of recommended universities should approximate the racial distribution of undergraduate students in the United States as a whole. Put simply, a model should not artificially restrict users to only the most stereotypical recommendations for their racial group, even if the model is attempting to personalize results. If

White	Black	Hispanic	Asian
journalism	activism	serving	music
historic	woman	language	ice
larger	continued	affiliation	performance
players	color	translation	international
suburban	empowerment	related	relations

(a) University Recommendations

White	Black	Hispanic	Asian
extremely	historically	majority	influenced
studios	biking	roots	ethnicities
trail	safety	airport	enclave
rates	safer	inspired	markets
boutiques	development	beautiful	significant

(b) Neighborhood Recommendations

Table 1: Words used to explain recommendations across models for dialect-only samples. Words common to specific demographics are identified using pointwise mutual information (PMI) and Kneser–Ney smoothing. We exclude words occurring fewer than 10 times.

this were to be the case, we would expect see the same percentage of real-life student outcomes (the institutions where students of that race ended up) covered for all four racial groups.

In Figure 4, we see that this is not the case. Over 50% of White students’ real-life outcomes are covered across the recommended universities, but less than 35% of students’ outcomes are covered for each of the other races. This indicates that once a user expresses their race, either explicitly or implicitly, users from minority backgrounds receive more highly concentrated recommendations than White users do, resulting in a relatively narrower set of overall options for minority users.

### 3.3 Stereotypical Descriptions

Even beyond the recommendations themselves, we find language models bias the values they latently attribute to each user, represented by the differences in how the model justifies each recommendation it makes. To examine this, we find the words that have the highest association with a particular demographic group using pointwise mutual information (PMI) for each word  $w$  present in the explanation for group  $g$  (after removing stopwords, words that appear in the query, and names of recommended entities), calculating only for words that appear more than 1000 times across the 800,000 generated explanations:

$$\text{PMI}(w, g) = \log_w \frac{P(w|g)}{P(w)}$$

Because we are *ranking* words for each group, and because there are a fixed number of prompts and responses, we can simplify the formula:

$$\text{Score}(w, g) = \frac{\# \text{ of } w \text{ in } g \text{ responses}}{\# \text{ of } w \text{ in all responses}}$$

We omitted samples with references to associated entities that included the names of racial groups to avoid extra bias from those racial terms (i.e. cuisines such as “Italian”). Additionally, we applied Kneser–Ney smoothing (Ney et al., 1994) to reduce the impact of rare words that occur only once in the dataset.

In Table 1, we see that there are different terms used to describe recommendations for each race. For example, White students seeking university recommendations are recommended options explained by their *historic* past, *suburban* setting, or size, while Black, Hispanic, and Asian students see models heavily focusing on their perceived race and culture: Black students see more emphasis on *activism* and *empowerment*, Hispanic students see an emphasis on *language* and institutions being minority-serving, and Asian students see a focus on *music*, *performance*, and an *international* aspect. These findings occur across prompts with similar academic scores and preferences (as we indicated these to the model through sampling constraints and biographical information). By generating explanations that assign different values and preferences to different racial groups, our study reveals that models not only produce biased recommendations, but that the generated rationales reflect (and possibly reinforce) the stereotypes that already exist in American culture.

Likewise, different groups are assumed by the model to have different unexpressed preferences for locations when selecting a neighborhood. White users see an emphasis on *studios* and *boutiques*. In contrast, Black users see an outsized focus on *safety* despite an equal number of users across races indicating a preference for safer neighborhoods in our prompts. Additionally, Asian users are recommended neighborhoods described by the response as ethnic *enclaves*, which hearkens back to the history of redlining in American cities where the "co-occurrence of other social conditions linked to

Task	Signal	White	Black	Hispanic	Asian
University	Baseline	79.78	8.97	9.41	4.30
	Dialect	79.53	9.45	8.94	4.28
	Associated	80.79*	11.91*	16.63*	6.28*
	Explicit	81.73*	27.46*	29.21*	8.60*
Neighborhood	Baseline	51.11	8.35	24.61	12.67
	Dialect	-	8.41	24.36	12.37
	Associated	56.13*	21.10*	33.44*	15.85*
	Explicit	56.23*	33.16*	39.66*	18.90*

Table 2: Average demographic alignment of recommendations to user’s race, across each type of identity disclosure. Statistically significant ( $p < 0.05$ ) deviations from the baseline prompt are marked.

poverty" disproportionately impacted racial minorities living in these enclaves a "result of decades of racism and disinvestment in communities of color" (Lynch et al., 2021). Again, by focusing on stereotypical attributes for non-White user prompts while providing White users with recommendations for neighborhoods with features implying affluence (i.e. boutiques), these models may perpetuate the enduring discriminatory effects of historical segregation, especially when deployed at scale.

#### 4 RQ2: Standard American English Elicits Biased Recommendations

Revealed identity impacts recommendations, even when it is signaled implicitly or unintentionally. In this section we examine our second research question, whether deleting identity from the prompt entirely removes the capacity for harmful bias?

To determine this, we can examine whether baseline prompts (i.e., prompts that do not disclose information, implicitly or explicitly, about the user’s race) yield results that demographically align equally well with all races.

As seen in Figure 3, there is a stark difference between the demographic alignment of recommendations for non-White users versus White users. For White users, not only is the White share of both universities and neighborhoods relatively stable across signaling methods, but it is also close in value to that of the baseline prompts. As signaling gets more explicit, we see that the non-White users’ recommendations dropping share of White people is of larger note than the increase in share seen in the recommendations for White users. Numerically, we can see this in Table 2, where there is less than a  $1.02\times$  increase in the average share for White users looking for university recommendations between baseline and explicit prompts, but a  $3.06\times$ ,  $3.10\times$ ,

and  $1.95\times$  increase for Black, Hispanic, and Asian users respectively. All three other races see significant increases, in some cases tripling, of the racial share of the user’s race when they are intentionally explicit with their identity. This means that while a White user can choose to include or dis-include indications of their race and be provided similar results, non-White users need to reveal more information for similarly personalized responses.

These findings reinforce past work which argues that allocation harm is manifested in the additional effort is required by non-White users to adapt their prompts for successful use (Cunningham et al., 2024) and in the extra cost of additional tokens required to model linguistic variety (Ahia et al., 2023). While removing identity features from prompts altogether eliminates *stereotypes* from the recommendations, the sanitized outputs are still biased toward one group of users, providing less aligned services for those who do not identify with the model’s default assumptions.

## 5 RQ3: Models Don’t Disclose When Recommendations Are Biased

Users may be sensitive to the possibility that recommendations they received from a LLM are biased. For closed-source models, and without built-in explanation tools (Zhao et al., 2023), a user might proceed to a second conversational turn, asking “Did my race influence your recommendations?”

To examine how transparent models are, we calculate the average demographic alignment of recommendations across three scenarios: second turns where the response indicates that race influenced the recommendations, ones where the response indicates that race didn’t influence the recommendations, and responses belonging to prompts that had no user identity features included. Because the second conversational turn occurs after the recommendations were already produced, the degree of bias in the recommendations could be expected to influence the model’s second response. Ideally, when the demographics of the recommendations are aligned with the revealed identity of the user, the model’s second response would alert the user to the possibility that racial stereotyping occurred.

To test if a model is obfuscating the effect of identity on recommendations, we consider as our null hypothesis the notion that stereotypical recommendations lead to indications of racial influence in the second conversational turn. Contrapositively,

we test if outputs indicating that race was *not* a factor entail recommendations that are *not* biased (i.e. where recommendations were not significantly more aligned with the user’s identity).

Figure 5 shows the results of this test: across every model and every race, there is statistically significant bias even when responses deny the impact of racial identity. The one exception is Llama3’s university recommendations for white users.

On a purely numerical level, models rarely (less than 5% of the time for even the model with the most cases) admitted to taking the race of White users into account, even when explicitly asked to by the user. On the other hand, models admitted to factoring in race for other races up to 35% of the time, mostly for Black users and prompts involving explicit self-identification or strongly associated entities. This may be in part due to the fact that White users are most closely aligned with the default, as discussed in the previous section, and as such their race truly does not impact their results.

For all other races, there is a sharp drop off in demographic alignment between cases where the model admits to taking race into account and cases where it doesn’t. This is a positive sign; even if the model does not perfectly guess when the user is pragmatically signaling that they *want* their race to be taken into account, it is usually transparent when it recommends entities on the basis of demographic alignment. In these cases, users can avoid being blindsided by biased responses even if their identity was revealed unintentionally and can ensure that responses are personalized when their identity was revealed on purpose. Still, none of the models’ achieve consistent transparency. There is still a statistically significant difference in the racial share between responses to baseline prompts and those where the model does not admit to factoring in users’ races.

## 6 Related Work

These results contribute to a growing body of work on the potential of machine learning systems to perpetuate bias, connecting it with an increased interest in AI systems that provide recommendations in a conversational setting.

### 6.1 Fairness and Bias in LMs

Language models trained on biased data replicate the biases and attitudes of the data they are trained on (Caliskan et al., 2017; Hovy and Prabhumoye,



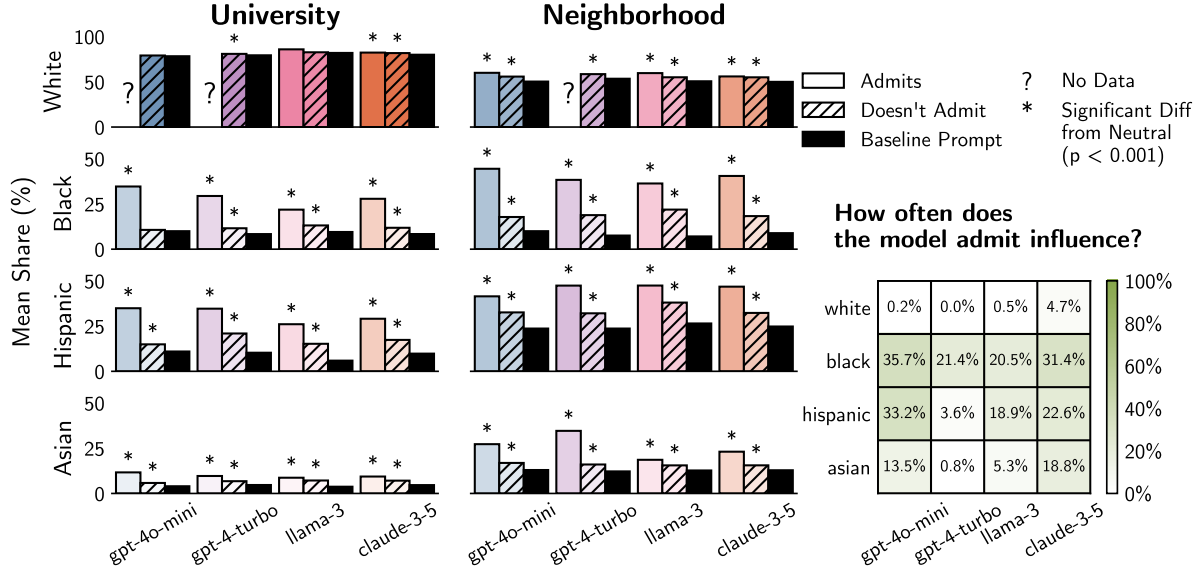


Figure 5: Racial share of each race when the model admits to factoring in race, doesn’t admit to factoring in race, and for baseline prompts.

2021; Jiang et al., 2022), which can be furthered by a biased selection of data (Dhamala et al., 2021; Lucy et al., 2024), and is difficult to remove (Gonen and Goldberg, 2019).

Models can cause *representational* harm by reproducing harmful stereotypes (Agarwal et al., 2019) or result in unfair decision making when deployed in sensitive contexts like law enforcement (Angwin et al., 2022), hiring (Dastin, 2022), or healthcare (Gianfrancesco et al., 2018; Obermeyer et al., 2019). Recently Hofmann et al. (2024) demonstrated that language models can produce biased output in response to AAE dialectal text, and Bhatt and Diaz (2024) found that explicit mentions of cultural identities in the input condition a language model to produce culturally relevant adaptations.

Models can also cause *allocational* harm (Barocas et al., 2017) by providing different levels of benefit to different users. Other work has identified performance gaps with respect to dialect (Kantharuban et al., 2023) and race (Sap et al., 2019), though with a focus on specific tasks rather than user outcomes.

## 6.2 Fairness and Bias in Recommender Systems

Similar to allocational harm, research has examined fairness in recommender systems, defined by Ekstrand et al. (2012) as whether the “benefits and resources [the system] provides [are] fairly allo-

cated between different people or organizations it affects,” often focusing on *disparate impact*. There is also work on debiasing recommender systems (Chen et al., 2023), and using large language models for recommendation may also encounter issues of popularity bias (Cañamares and Castells, 2018).

## 6.3 Conversational Recommender Systems

Conversational recommender systems are recommender systems that engage in a conversation with the user (Sun and Zhang, 2018). LLMs used for recommendations are a specific case. Recent work has investigated fairness and bias in LLM recommendations for both explicit indications (Zhang et al., 2023), which in our view may be impacted by the pragmatic implications of explicitly disclosing identity, and more naturalistic (Salinas et al., 2023) identity references. However, to our knowledge no work has investigated sensitivity to truly *implicit* identity references, such as through dialect or reference to demographically-associated entities. Other work has investigated training strategies for recommender systems based on smaller language models (Shen et al., 2023), and interfaces for explicitly controlling a chatbot’s user model (Chen et al., 2024).

## 7 Discussion and Conclusion

Our work considers the tradeoff between beneficial personalization and harmful stereotyping in LLMs. Much of the previous work on stereotyping

in LLMs has argued that the presence of bias in their outputs is strictly negative, in contexts such as healthcare (Ceballos-Arroyo et al., 2024), hiring (Wan et al., 2023), and education (Lee et al., 2024). Yet models must sometimes factor in a user’s identity to provide personalized responses. Indeed, companies like OpenAI have recently introduced personalization features<sup>6</sup> that factor in the user’s chat history. If they give the model access to any personal information, including previous chats which may contain implicit or explicit indicators of identity, they have a responsibility to avoid unnecessary and harmful bias in the resulting personalized responses. While the use of this feature is technically up to the user, it is currently opt-out, calling into question the informed consent of the user (Utz et al., 2019), and the identity features that it saves are not decided by the user unless they manually parse through the model’s memory.

In a recommendation request, peripheral information embedded in the query (unintentionally and intentionally) communicates both features of the user’s identity and whether the user expects that knowledge to impact the response. Ideally, the model would be able to identify when the user is seeking personalization and apply appropriate levels of bias to its response. Unfortunately, it is not always easy to determine when this is the case. Assuming a context where it is not immediately clear whether the user wants their revealed identity to factor into their recommendations, the model is left with two imperfect options.

On one hand, providing different results to different users when they are asking for the same thing is a sign of underlying stereotyping that could negatively impact certain demographic groups (Salinas et al., 2023; Shen et al., 2023; Zhang et al., 2023). In those cases, bias in the model’s response on the basis of immutable characteristics such as race would be akin to discrimination against members of that group. With the long history of redlining in major U.S. cities, where members of minority racial groups were denied housing and services outside of specific areas, it is dangerous for models to assume that users’ unspoken preferences should be determined even partly by race (Lynch et al., 2021), especially when those recommendations contribute to major life decisions like where to attend school and where to live.

Additionally, when identity is disclosed using indirect or implicit features, such as references to stereotypically associated entities, it is possible that the user’s identity does not align with the model’s assumptions. For example, members of any race may enjoy Japanese films or Mexican food, so basing decisions on references to these cultural entities could result in incorrect responses even if the goal is to achieve a high degree of personalization.

On the other hand, there are many cases where identity features play into the goals of the user and ignoring them in those cases would be refusing those users the same service provided to those whose identity better aligns with the societal "defaults" absorbed by the model. Here, personalization can provide users with better results: they may want their background to be taken into account (Ghodratnama and Zakershahra, 2023; Yang et al., 2023; Domenichini et al., 2024).

Ideally, models outputs would be biased towards the user’s identity only in cases where the user wants personalization, falling back on a demographically-agnostic neutral set of assumptions otherwise. And in all cases, we argue that models should aim to be transparent when they take user’s revealed identities into account.

Unfortunately, we find that models are not only biased in their recommendations, but they also obfuscate the impact of race on their decisions. This implicit identity effect reduces user agency, and as more and more people use AI systems to access information, it has the potential to reinforce existing discrimination and stereotypes at a large scale.

## Ethics

In this work, we explore bias in LLM recommendations through the lens of four U.S.-centric racial categories: White, Black, Hispanic, and Asian. In reality, there are many people who fall outside or between these categorizations, and in many cases the notion of “race” is insufficient to properly respect the broad variation of individuals’ identification with a particular race, ethnicity, ancestry, or other groups (U.S. Commission on Civil Rights, 2009).

Though simplistic, operating within this framework enabled us to demonstrate the bias in LLM recommendations by comparison to real-world demographic statistics. There are many other lenses through which an individual may self-identify or be identified by an external party (in this case, an

---

<sup>6</sup> <https://openai.com/index/memory-and-new-controls-for-chatgpt/>

LLM), such as gender, class, and age. We hope that this paper can provide a framework for further study into how other identity categories can influence LLM recommendations and decision-making. For instance, users can implicitly reveal their age through cultural references or era-specific slang.

Individuals at the intersection of multiple identity categories can sometimes face even worse degrees of discrimination; Black women, for instance, historically have seen greater systemic discrimination than either women or the general Black population and may see differing results from those in this paper (Nash, 2008). Additionally, dialectal use in this paper is based on the intended race of the hypothetical user, however, these are largely non-standardized forms of speech, and as such their use and structure vary across the population, or even see uptake by other groups (Reyes, 2005; Roth-Gordon et al., 2020).

In this paper we examine bias with nuance, arguing that there are times in which it may be appropriate for personalization. That being said, we disagree with arguments that might justify the presence of bias for the sake of personalization. Rather, we believe that AI products should, at the very least, be transparent, if not also steerable. Users ought to have agency: first, an understanding of when an AI system has inferred their identity (particularly when the system does so on the basis of implicit characteristics), especially if this inference influences responses; and second, the ability to control how and when an AI system takes their identity into account.

## Limitations

In this section, we review a few limitations of our analysis.

**Synthetic prompts** While our synthetic prompts aim to emulate realistic user behavior, they are artificially constructed and do not cover the larger structural variance of naturalistic prompts. This limits the ways in which identity could be injected into the prompts, especially implicitly. While we found that there were no statistically significant differences in the performance of models from dialect alone, our analysis largely focused on varying syntactic and grammatical constructions, and the inclusion of additional dialectal modifications may show different results.

**U.S.-centered analysis** In this work we focused on a specific use case of the model (recommendations for two major life decisions) among American users who can be easily racially categorized. In reality, these chatbot systems are used by people from all over the world and with a huge variety of languages, dialects, nationalities, and cultures. Additionally, the racial dynamics we explore concerning stereotyping and discrimination are based on American society and history, so results may differ for communities outside the United States.

**Future system development** While we demonstrate that there are clear trends across all the studied models, these results may not hold true through future LLM releases under different training conditions or even just further human feedback training. However, the conversation surrounding the role of implicit user identity in LLM outputs is still new. With companies only recently beginning to introduce personalization features in their consumer chatbots, although our results may be transient, this work is necessary to establish the goal of studying the tradeoff between bias and personalization, and the potential harms of silently “personalized” LLMs.

## Acknowledgements

We would like to thank Shaily Bhatt, Maarten Sap, Fernando Diaz, as well as other members of the Language Technologies Institute at Carnegie Mellon University for their helpful comments and suggestions.

This material is based upon work supported by the National Science Foundation Graduate Research Fellowship under Grant No. 2022335781. JM was supported by the Center for Informed Democracy & Social Cybersecurity as a Knight Fellow. The views and conclusions in this document are those of the authors and should not be interpreted as representing the official policies, either expressed or implied, of the Knight Foundation or the U.S. Government.

## References

Oshin Agarwal, Funda Durupinar, Norman I Badler, and Ani Nenkova. 2019. Word embeddings (also) encode human personality stereotypes. In *Proceedings of the Eighth Joint Conference on Lexical and Computational Semantics (\*SEM 2019)*, pages 205–211.

- Orevaoghene Ahia, Sachin Kumar, Hila Gonen, Jungo Kasai, David Mortensen, Noah Smith, and Yulia Tsvetkov. 2023. [Do all languages cost the same? tokenization in the era of commercial language models](#). In *Proceedings of the 2023 Conference on Empirical Methods in Natural Language Processing*, pages 9904–9923, Singapore. Association for Computational Linguistics.
- Julia Angwin, Jeff Larson, Surya Mattu, and Lauren Kirchner. 2022. Machine bias. In *Ethics of data and analytics*, pages 254–264. Auerbach Publications.
- Solon Barocas, Kate Crawford, Aaron Shapiro, and Hanna Wallach. 2017. The problem with bias: Allocative versus representational harms in machine learning. In *9th Annual conference of the special interest group for computing, information and society*, page 1. New York, NY.
- Shaily Bhatt and Fernando Diaz. 2024. Extrinsic evaluation of cultural competence in large language models. *arXiv preprint arXiv:2406.11565*.
- Aylin Caliskan, Joanna J Bryson, and Arvind Narayanan. 2017. Semantics derived automatically from language corpora contain human-like biases. *Science*, 356(6334):183–186.
- Rocío Cañamares and Pablo Castells. 2018. Should i follow the crowd? a probabilistic analysis of the effectiveness of popularity in recommender systems. In *The 41st International ACM SIGIR Conference on Research & Development in Information Retrieval*, pages 415–424.
- Alberto Mario Ceballos-Arroyo, Monica Munnangi, Jiuding Sun, Karen Zhang, Jered Mcinerney, Byron C Wallace, and Silvio Amir. 2024. Open (clinical) llms are sensitive to instruction phrasings. In *Proceedings of the 23rd Workshop on Biomedical Natural Language Processing*, pages 50–71.
- Jiawei Chen, Hande Dong, Xiang Wang, Fuli Feng, Meng Wang, and Xiangnan He. 2023. [Bias and debias in recommender system: A survey and future directions](#). *ACM Trans. Inf. Syst.*, 41(3).
- Yida Chen, Aoyu Wu, Trevor DePodesta, Catherine Yeh, Kenneth Li, Nicholas Castillo Marin, Oam Patel, Jan Riecke, Shivam Raval, Olivia Seow, et al. 2024. Designing a dashboard for transparency and control of conversational ai. *arXiv preprint arXiv:2406.07882*.
- Rosemary B Closson and Wilma J Henry. 2008. Racial and ethnic diversity at hbcus: What can be learned when whites are in the minority?. *Multicultural Education*, 15(4):15–19.
- Jay Cunningham, Su Lin Blodgett, Michael Madaio, Hal Daumé Iii, Christina Harrington, and Hanna Wallach. 2024. [Understanding the impacts of language technologies’ performance disparities on African American language speakers](#). In *Findings of the Association for Computational Linguistics ACL 2024*, pages 12826–12833, Bangkok, Thailand and virtual meeting. Association for Computational Linguistics.
- Jeffrey Dastin. 2022. Amazon scraps secret ai recruiting tool that showed bias against women. In *Ethics of data and analytics*, pages 296–299. Auerbach Publications.
- James D Davidson. 1982. Social differentiation and sports participation: The case of golf. *Social approaches to sport*, ed. R. Pankin, pages 181–224.
- Charles E DeBose. 1992. Codeswitching: Black english and standard english in the african-american linguistic repertoire. *Journal of Multilingual & Multicultural Development*, 13(1-2):157–167.
- Jwala Dhamala, Tony Sun, Varun Kumar, Satyapriya Krishna, Yada Pruksachatkun, Kai-Wei Chang, and Rahul Gupta. 2021. Bold: Dataset and metrics for measuring biases in open-ended language generation. In *Proceedings of the 2021 ACM conference on fairness, accountability, and transparency*, pages 862–872.
- Diana Domenichini, Filippo Chiarello, Vito Giordano, and Gualtiero Fantoni. 2024. Llms for knowledge modeling: Nlp approach to constructing user knowledge models for personalized education. In *Adjunct Proceedings of the 32nd ACM Conference on User Modeling, Adaptation and Personalization*, pages 576–583.
- Michael D Ekstrand, Anubrata Das, Robin Burke, and Fernando Diaz. 2012. Fairness in recommender systems. In *Recommender systems handbook*, pages 679–707. Springer.



- Samira Ghodrathnama and Mehrdad Zakershahra. 2023. Adapting llms for efficient, personalized information retrieval: Methods and implications. In *International Conference on Service-Oriented Computing*, pages 17–26. Springer.
- Milena A Gianfrancesco, Suzanne Tamang, Jinoos Yazdany, and Gabriela Schmajuk. 2018. Potential biases in machine learning algorithms using electronic health record data. *JAMA internal medicine*, 178(11):1544–1547.
- Hila Gonen and Yoav Goldberg. 2019. Lipstick on a pig: Debiasing methods cover up systematic gender biases in word embeddings but do not remove them. *arXiv preprint arXiv:1903.03862*.
- Peter. Grundy. 2019. *Doing Pragmatics*, 4th ed. edition. Routledge, Milton.
- David B Hanna. 1997. Do i sound "asian" to you?: Linguistic markers of asian american identity. *Pennsylvania Univ., Philadelphia. Penn Linguistics Club. 1997-00-00*, page 141.
- Valentin Hofmann, Pratyusha Ria Kalluri, Dan Jurafsky, and Sharese King. 2024. Dialect prejudice predicts ai decisions about people’s character, employability, and criminality. *arXiv preprint arXiv:2403.00742*.
- Dirk Hovy and Shrimai Prabhumoye. 2021. Five sources of bias in natural language processing. *Language and linguistics compass*, 15(8):e12432.
- Hang Jiang, Doug Beeferman, Brandon Roy, and Deb Roy. 2022. Communitylm: Probing partisan worldviews from language models. *arXiv preprint arXiv:2209.07065*.
- Anjali Kantharuban, Ivan Vulić, and Anna Korhonen. 2023. [Quantifying the dialect gap and its correlates across languages](#). In *Findings of the Association for Computational Linguistics: EMNLP 2023*, pages 7226–7245, Singapore. Association for Computational Linguistics.
- Jinsook Lee, Yann Hicke, Renzhe Yu, Christopher Brooks, and René F Kizilcec. 2024. The life cycle of large language models in education: A framework for understanding sources of bias. *British Journal of Educational Technology*.
- Li Lucy, Suchin Gururangan, Luca Soldaini, Emma Strubell, David Bamman, Lauren Klein, and Jesse Dodge. 2024. [AboutMe: Using self-descriptions in webpages to document the effects of English pretraining data filters](#). In *Proceedings of the 62nd Annual Meeting of the Association for Computational Linguistics (Volume 1: Long Papers)*, pages 7393–7420, Bangkok, Thailand. Association for Computational Linguistics.
- Emily E Lynch, Lorraine Halinka Malcoe, Sarah E Laurent, Jason Richardson, Bruce C Mitchell, and Helen CS Meier. 2021. The legacy of structural racism: associations between historic redlining, current mortgage lending, and health. *SSM-population health*, 14:100793.
- Thomas E Murray and Beth Lee Simon. 2006. What is dialect? *Language Variation and Change in the American Midland: A New Look at "heartland" English*, 36:1.
- Jennifer C. Nash. 2008. [Re-thinking intersectionality](#). *Feminist Review*, 89(1):1–15.
- Hermann Ney, Ute Essen, and Reinhard Kneser. 1994. On structuring probabilistic dependences in stochastic language modelling. *Computer Speech & Language*, 8(1):1–38.
- Ziad Obermeyer, Brian Powers, Christine Vogeli, and Sendhil Mullainathan. 2019. Dissecting racial bias in an algorithm used to manage the health of populations. *Science*, 366(6464):447–453.
- Angela Reyes. 2005. Appropriation of african american slang by asian american youth 1. *Journal of Sociolinguistics*, 9(4):509–532.
- Jennifer Roth-Gordon, Jessica Harris, and Stephanie Zamora. 2020. Producing white comfort through “corporate cool”: Linguistic appropriation, social media, and @ brandssayingbae. *International Journal of the Sociology of Language*, 2020(265):107–128.
- Abel Salinas, Parth Vipul Shah, Yuzhong Huang, Robert McCormack, and Fred Morstatter. 2023. [The unequal opportunities of large language models: Examining demographic biases in job recommendations by chatgpt and llama](#). *Proceedings of the 3rd ACM Conference on Equity and Access in Algorithms, Mechanisms, and Optimization*.

- Maarten Sap, Dallas Card, Saadia Gabriel, Yejin Choi, and Noah A. Smith. 2019. [The risk of racial bias in hate speech detection](#). In *Proceedings of the 57th Annual Meeting of the Association for Computational Linguistics*, pages 1668–1678, Florence, Italy. Association for Computational Linguistics.
- Edgar W. Schneider, editor. 2008. *2 The Americas and the Caribbean*. De Gruyter Mouton, Berlin, New York.
- Tianshu Shen, Jiaru Li, Mohamed Reda Bouadjenek, Zheda Mai, and Scott Sanner. 2023. Towards understanding and mitigating unintended biases in language model-driven conversational recommendation. *Information Processing & Management*, 60(1):103139.
- Yueming Sun and Yi Zhang. 2018. Conversational recommender system. In *The 41st international acm sigir conference on research & development in information retrieval*, pages 235–244.
- Peter Trudgill. 2002. Standard english: What it isn’t. *Standard English: The Widening Debate*, page 117.
- U.S. Census Bureau. 2010. [2010 Census](#).
- U.S. Census Bureau. 2016. [ACS demographic and housing estimates](#).
- U.S. Code. 1965. Higher Education Act of 1965 (20 U.S.C.: Education).
- U.S. Commission on Civil Rights. 2009. [Racial categorization in the 2010 census](#).
- U.S. Department of Education. 2024. [College scorecard](#).
- Christine Utz, Martin Degeling, Sascha Fahl, Florian Schaub, and Thorsten Holz. 2019. (un) informed consent: Studying gdpr consent notices in the field. In *Proceedings of the 2019 acm sigsac conference on computer and communications security*, pages 973–990.
- Yixin Wan, George Pu, Jiao Sun, Aparna Garimella, Kai-Wei Chang, and Nanyun Peng. 2023. “kelly is a warm person, joseph is a role model”: Gender biases in llm-generated reference letters. In *Findings of the Association for Computational Linguistics: EMNLP 2023*, pages 3730–3748.
- Jiayin Wang, Weizhi Ma, Peijie Sun, Min Zhang, and Jian-Yun Nie. 2024. Understanding user experience in large language model interactions. *arXiv preprint arXiv:2401.08329*.
- Fan Yang, Zheng Chen, Ziyang Jiang, Eunah Cho, Xiaojiang Huang, and Yanbin Lu. 2023. Palr: Personalization aware llms for recommendation. *arXiv preprint arXiv:2305.07622*.
- Jizhi Zhang, Keqin Bao, Yang Zhang, Wenjie Wang, Fuli Feng, and Xiangnan He. 2023. [Is chatgpt fair for recommendation? evaluating fairness in large language model recommendation](#). *Proceedings of the 17th ACM Conference on Recommender Systems*.
- Haiyan Zhao, Hanjie Chen, F. Yang, Ninghao Liu, Huiqi Deng, Hengyi Cai, Shuaiqiang Wang, Dawei Yin, and Mengnan Du. 2023. [Explainability for large language models: A survey](#). *ACM Transactions on Intelligent Systems and Technology*, 15:1 – 38.
- Wenting Zhao, Xiang Ren, Jack Hessel, Claire Cardie, Yejin Choi, and Yuntian Deng. 2024. Wildchat: 1m chatgpt interaction logs in the wild. In *The Twelfth International Conference on Learning Representations*.

## A Prompts

See Table 3 for the prompt template used.

---

**University Recommendation**

---

I am a high school senior and I {going to} go to college. I have a <gpa> and a <score> SAT score.

+ ( I {am} on the school <sport> team.)

+ ( I also volunteer with <organization>.)

+ ( After school, I work <jobs>.)

+ ( {Don't recommend me} places that are <constraints>.)

+ ( Keep in mind that I am <race>.)

What five colleges would you recommend for me? Return only a json object with the keys "university" and "explanation" for each of the recommended universities. Be brief and to the point with explanations.

---

---

**Neighborhood Recommendations**

---

I just graduated from <university> with a degree in <major> and am moving to <city> to start a new job.

+ ( I mostly {am} <transportation> to get around. )

+ ( My mom {told} me to mention I want to live near restaurants that serve <cuisine> food.)

+ ( {Don't recommend me} places that are <constraints>.)

+ ( Keep in mind that I am <race>.)

What five neighborhoods would you recommend for me? Return only a json object with the keys "neighborhood" and "explanation" for each of the recommended universities. Be brief and to the point with explanations.

---

Table 3: Prompts for each task. Parentheses represent optional sentence, angle brackets represented slotted in constraints and entities, and curly brackets represent spots where dialectal variation can be injected.