

It's Not Easy Being Green: On the Energy Efficiency of Programming Languages

NICOLAS VAN KEMPEN, University of Massachusetts Amherst, USA

HYUK-JE KWON, University of Massachusetts Amherst, USA

DUNG TUAN NGUYEN, University of Massachusetts Amherst, USA

EMERY D. BERGER*, University of Massachusetts Amherst / Amazon, USA

Does the choice of programming language affect energy consumption? Previous highly visible studies have established associations between certain programming languages and energy consumption. A causal misinterpretation of this work has led academics and industry leaders to use or support certain languages based on their claimed impact on energy consumption. This paper tackles this causal question directly. It first corrects and improves the measurement methodology used by prior work. It then develops a detailed causal model capturing the complex relationship between programming language choice and energy consumption. This model identifies and incorporates several critical but previously overlooked factors that affect energy usage. These factors, such as distinguishing programming languages from their implementations, the impact of the application implementations themselves, the number of active cores, and memory activity, can significantly skew energy consumption measurements if not accounted for. We show—via empirical experiments, improved methodology, and careful examination of anomalies—that when these factors are controlled for, notable discrepancies in prior work vanish. Our analysis suggests that the choice of programming language implementation has no significant impact on energy consumption beyond execution time.

CCS Concepts: • **Software and its engineering** → **General programming languages**; **Software performance**; • **Social and professional topics** → **Sustainability**.

Additional Key Words and Phrases: Programming Languages, Performance, Sustainability

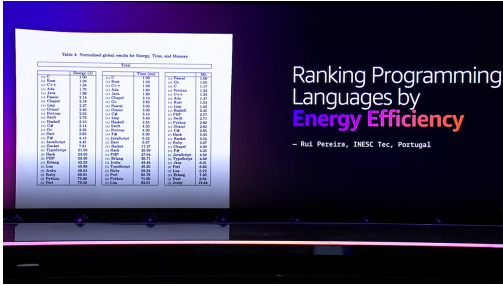
1 Introduction

The acceleration of climate change due to use of fossil fuels has driven an increased focus on efforts to decrease both the energy consumption and carbon footprint of computer systems [15, 16, 42]. In 2018, an estimated 1% of total global energy consumption was attributed to datacenters alone [26]. Modern machine learning workloads—especially training—can generate hundreds of tons of CO₂ emissions [35, 44]. For example, Meta reports that training the Llama2 large language model generated an estimated 539 tons of CO₂ emissions [11].

According to an influential line of work, one potential way to reduce energy consumption is to choose a different programming language. This work analyzes a wide selection of programming languages and workloads, and concludes that different programming languages consume widely varying amounts of energy [8, 37, 38]. The centerpiece of these papers is a ranking of programming languages by energy efficiency (reproduced in part in Table 1).

These studies have received wide attention, both in academic and industrial circles. They have been collectively cited nearly 700 times per Google Scholar (as of March 2025). The results—especially the ranking of programming languages—have had an unusually visible impact in industry, and are routinely quoted on social networks and in blog posts. As Figure 1 illustrates, the rankings have been cited by executives and engineers from Amazon [27–29, 47], Intel [30], SAP [31], and

*Work done at the University of Massachusetts Amherst.



(a) Keynote talk at AWS re:Invent 2023: “There is no reason why you should not be programming in Rust, if you are considering cost and sustainability to be high priorities”.



(b) Keynote talk at KubeCon + CloudNativeCon Europe 2022: “Coding with Python over Rust for large scale applications can mean a difference of up to 75× in energy usage”.

Fig. 1. Prior work presented in industry talks to advocate for Rust over other languages due to reduced energy consumption (§2.1).

other companies [45] to argue for business decisions and to advocate for a shift in programming languages with an eye towards sustainability. Often, these rankings have been harnessed to support the adoption of Rust, which ranks as one of the most energy-efficient languages while providing safety guarantees that languages like C and C++ lack.

Despite the fact that these studies are statistical and only establish associations, they have nonetheless been broadly interpreted as establishing a *causal* relationship, that the choice of programming language has a direct effect on a system’s energy consumption. This misinterpretation stems in part from the work’s presentation, not only in ranking of languages by efficiency, but also from the specific claim that “it is almost always possible to choose the best language” when considering execution time and energy consumption [38, §3.3].

The above analysis and approach suffer from numerous other methodological flaws (§2.2, §3, §4.2, §4.5). However, the primary focus of this paper is carefully addressing the question: *does the choice of programming language affect energy consumption?* We embrace this question by developing a rich causal model of the relationship between programming language and energy consumption. Figure 2 presents a causal diagram representing of our final model. Causal diagrams illustrate how different factors influence each other, with arrows showing the direction of these influences [36]. We build this model incrementally, incorporating the various factors at play and their relationships, and provide quantitative and/or qualitative evidence supporting each step.

Our model specifically identifies the number of active cores and memory activity as the key contributors to power draw and consequently energy consumption. It highlights the importance of both programming language and application implementations: language implementation decisions can add execution time overheads including garbage collection or just-in-time warmup, while application implementations dictate the level of parallelism and overall performance of the program. These varying language and application implementation characteristics are the primary drivers of the anomalies we identify in prior work.

Our experimental approach incorporates several methodological improvements, correcting technical errors in prior work that led to negative or otherwise incorrect energy readings. We present an improved methodology based on hardware performance counter data that accurately quantifies average core usage and memory activity. When controlling for confounds like varying CPU utilization and normalizing by time, we conclude that energy consumed is directly proportional to

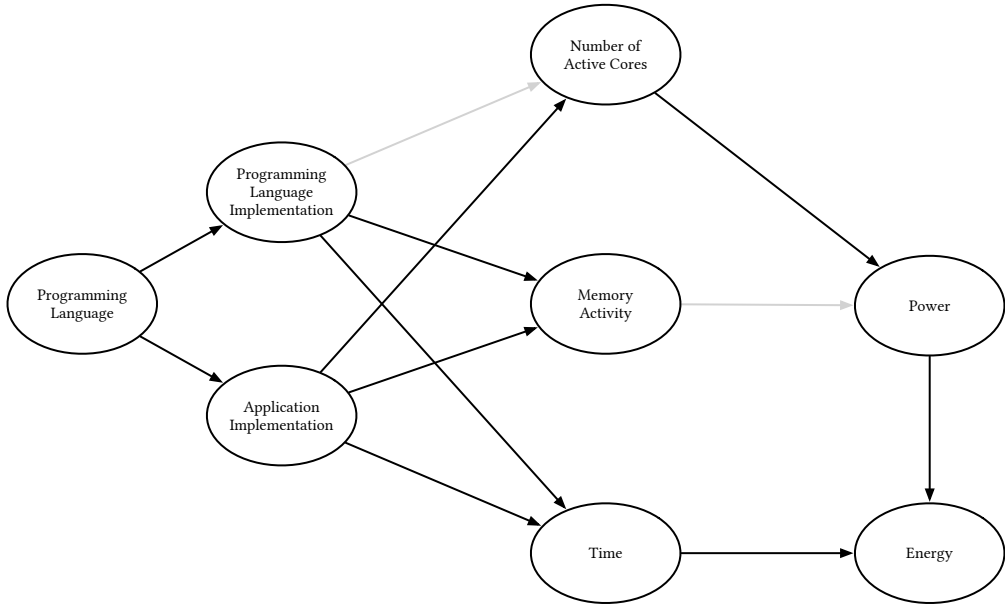


Fig. 2. **The causal model (represented as a causal diagram) of the relationship between programming language and energy consumption presented in this paper (§4).** Gray arrows represent comparatively weaker relationships, as Section 4 details: programming language implementation has only a minor effect on parallelism, and memory activity plays a minimal, less controllable role in energy consumption compared to CPU activity.

execution time, and independent of the choice of programming language. These results suggest that, to minimize energy consumption, programmers should focus primarily on optimizing performance.

The remainder of this paper is organized as follows: Section 2 introduces and presents a critical analysis of prior work. Section 3 describes the improved methodology we adopt in our experiments, detailing the measurement tool and the benchmarks used. Section 4 incrementally builds the causal model of the relationship between programming language and energy consumption, explaining and correcting anomalies found in prior work at each step. Section 5 concludes with a discussion of other related work.

2 Prior Work

2.1 Overview

The line of work that is the point of departure for this paper explores the relationship between the choice of programming language and energy efficiency [8, 37, 38]. These papers rank programming languages based on energy consumption, execution time, and memory usage, and attempt to find associations between these metrics. In the remainder of this paper, we refer to these papers collectively as “Pereira et al.”.

In essence, these studies compare the execution time, energy consumption and memory usage of benchmark implementations in 27 various programming languages. Table 1 presents some of the main results from Pereira et al., limited to the languages discussed in this paper, with anomalous results highlighted in boldface (Section 2.2 discusses this selection in detail). Their experiments leverage Intel’s Running Average Power Limit (RAPL) interface to measure energy

Table 1. **Partial results from Pereira et al. (§2.1)**, showing average execution time and energy consumption for the languages discussed in this paper, normalized to C. **Boldface** denotes anomalous results that Sections 2.2, 4.2, and 4.5 address.

<i>Language</i>	<i>Execution Time</i>	<i>Energy Consumption</i>
C	1.00	1.00
Rust	1.04	1.03
C++	1.56	1.34
Java	1.89	1.98
Go	2.83	3.23
C#	3.14	3.14
JavaScript	6.52	4.45
PHP	27.64	29.30
TypeScript	46.20	21.50
Python	71.90	75.88
Lua	82.91	45.98

consumption, and GNU time or Python’s `memory_profiler` to measure peak or “total” memory usage, respectively.

The programs used for comparison are from the Computer Language Benchmark Game [14] (CLBG), a corpus of small benchmark implementations in various languages (22 to 287 lines of code). The most recent paper in the series [38] also incorporates 9 benchmarks from Rosetta Code, a repository of even smaller and simpler code snippets such as Fibonacci, Ackermann, or Sieve of Eratosthenes (typically under 50 lines of code). Because Rosetta Code benchmarks are strictly smaller in scope and size than the CLBG benchmarks, we exclude them from consideration in this paper.

These studies first identify a strong relationship between energy and time. Of course, energy is a linear function of time, hence a strong correlation is expected. They next investigate whether a fast language is always more energy efficient, and claim that this is not the case. They report no significant correlation between peak memory usage and energy consumption, but a strong correlation when considering total memory usage. Finally, they conclude by presenting a ranking of programming languages by energy efficiency, execution time, and memory usage, which programmers can use to select a language for their project.

2.2 Critique

As summarized here and discussed in the following sections, Pereira et al.’s studies suffer from several flaws, which this paper addresses and corrects.

2.2.1 Programming Language versus Implementation. Programming languages define the syntax and semantics, but it is their implementations that primarily influence performance. While some languages have only a single, widely-used implementation such as Rust or Go, others have multiple implementations, each with their own performance characteristics. For instance, Pereira et al. treat Ruby and JRuby as different languages, while they are in fact two separate implementations of the same Ruby language. The papers uses different benchmark implementations to compare these two Ruby implementations, confounding their comparison.

2.2.2 Selection of Benchmark Implementations. While benchmark implementations are claimed to employ the “exact same algorithm” across languages [38, §1], this is in fact not the case. Benchmark implementations notably have highly varied levels of parallelism and CPU usage, varying degrees of use of third-party libraries, and non-uniform use of vector instructions. These important

differences are not properties of the languages themselves, and their effect on performance and energy consumption must be accounted for.

2.2.3 Apparent Anomalies. Some results reported by Pereira et al. are counter-intuitive, and are presented without investigation or explanation. C++ is reported as being 34% less energy efficient and 56% slower than C. Since C++ is approximately a superset of C, and both share the same compiler, optimizations, and code generation backend, we would expect identical energy consumption and execution time. Similarly, TypeScript is reported as being 4.8× less energy efficient and 7.1× slower than JavaScript. TypeScript is a strict superset of JavaScript: any valid JavaScript program is a valid TypeScript program. The same Node.js runtime system is used for both languages. The compilation process for TypeScript may insert or modify code to support older JavaScript standards, but we do not expect this to result in any significant performance overhead. Java, C#, and Go are reported as 1.89×, 3.14×, and 2.83× slower than C, respectively. These numbers are unexpectedly high as these implementations are known to be highly optimized [25]. We expect low overhead from garbage collection costs, plus initial just-in-time compilation overhead for Java and C#. Lua and TypeScript both stand out as exhibiting significantly lower normalized energy consumption than normalized execution time; this is explained by the fact that nearly all of the Lua and TypeScript benchmark implementations are sequential, while the implementations of these benchmarks in other languages are parallelized. Section 4.4.1 characterizes the impact of the number of active cores on energy consumption.

2.2.4 Memory Metrics. Peak memory usage and “total” memory usage are used to estimate memory activity. The tools used to gather both metrics are both based on resident set size (RSS), which is a poor proxy for memory usage and activity [3]. RSS includes memory that may not be actively used by the program, and crucially does not take cache activity into account. A well-optimized program can have a large RSS but excellent cache locality: if the cache can fulfill most memory requests, memory activity will be low. Benchmark implementation specifics heavily influence peak memory usage, which depends primarily on the choice of data structures used throughout the program. These differences should not be attributed to the languages themselves.

Total memory usage is measured by summing each measurement of RSS taken using Python’s `memory_profiler`, which is sampled at a frequency of ten times per second. This metric is directly proportional to and thus a proxy for the benchmark’s execution time, which is itself directly proportional to energy consumption.

2.2.5 Language Implementation Specifics. Most language implementations have an initial cost to import and set up necessary in-memory data structures. Language implementations using a just-in-time compiler also require an initial warmup period [2, 46]. These start-up costs are amplified by the benchmarks’ short execution times, which in some cases run for less than a fraction of a second. For example, measuring only the first iteration of a short-lived Java benchmark may not be indicative of Java’s overall performance. Section 4.2.1 shows that this first iteration can be up to 3× slower than subsequent ones. Garbage collection also can have a significant impact on both execution time and memory usage [18], and can be fine-tuned to obtain better performance.

3 Methodology

3.1 Setup

We conduct experiments in this paper using a server equipped with two Intel Xeon Gold 6430 processors totaling 128 logical cores and 128GB of memory, running Linux version 6.8.0-45-generic. Table 2 details specific compiler and runtime system versions. Experiments in both this paper and Pereira et al.’s use a server architecture.

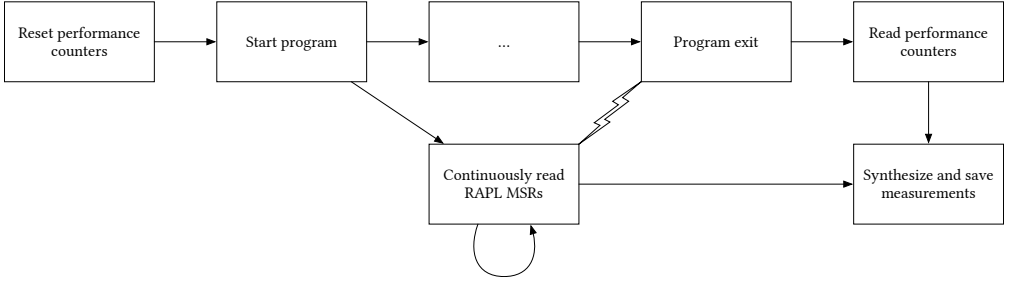


Fig. 3. **Overview of the energy measurement tool we develop for this paper (§3.2).** The tool reads performance counters at the beginning and end of each benchmark run, and samples energy consumption readings at regular intervals to avoid overflow. Once the program exits, it saves performance counter values and final energy consumption readings to a file. Periodic sampling and minor post-processing are necessary to ensure correct energy readings, as detailed in Section 3.2.1.

Table 2. **Versions of compilers and runtime systems used (§3.1).** All are most recent as of September 2024.

<i>Language Implementation</i>	<i>Language(s)</i>	<i>Version</i>
LLVM / Clang	C, C++	19
Rust	Rust	1.81.0
OpenJDK	Java	21.0.4+7
Go	Go	1.23.1
C# / .NET	C#	8.0.8
Node.js	JavaScript, TypeScript	20.17.0
PHP	PHP	8.3.11
tsc	TypeScript	5.6.2
CPython	Python	3.12.6
PyPy	Python	7.3.17
Lua	Lua	5.4.7
LuaJIT	Lua	87ae18a

Benchmark runs are isolated in Docker containers to ensure reproducibility. Docker introduces negligible performance overhead [10], which we confirm for the experiments detailed in this paper by obtaining equivalent results with and without Docker. Docker also provides easy access to control groups, making it possible to place restrictions on CPU usage or to pin programs to execute on specific cores. Section 4.3 details how we eliminate the effect of varying concurrency in different benchmark implementations by limiting benchmarks to execute on a single core.

3.2 Measurement tool

Figure 3 provides an overview of the general structure of our energy measurement tool. Our tool takes energy samples once per second so as to minimize overhead.

3.2.1 RAPL. Since the Sandy Bridge microarchitecture (2011), most Intel processors provide a power management interface called Running Average Power Limit (RAPL). RAPL allows measurement of the energy consumption of various parts of the system [21]. The interface is exposed via Model Specific Registers (MSRs), of which the following measure energy consumption:

- (1) MSR_RAPL_POWER_UNIT contains information used to convert the raw energy status counter value to joules.

- (2) MSR_PKG_ENERGY_STATUS contains the raw energy status counter for the entire processor package (denoted PKG in our graphs).
- (3) MSR_DRAM_ENERGY_STATUS contains the raw energy status counter for the random access memory attached to that processor.

MSRs track energy consumption at the granularity of an entire package. There is no way to assign energy consumption to a specific thread or process, but only to the system as a whole. In particular, there is no way to eliminate overhead from the measurement tool and other background processes from the measurement. The measurement tool must therefore be as lightweight as possible. We disable all non-essential processes, keeping only those necessary for the machine to operate, and assume these processes remain constant across all experiments.

Further, RAPL samples include all cores, even if the program under test only uses a single core. If a benchmark is single-threaded or generally uses fewer cores than available, idle cores will be included in the energy consumption measurement. Therefore, using a varying level of parallelism across benchmark implementations can result in unfair comparison, as idle cores will add some constant energy consumption to each sample.

An inspection of Pereira et al.'s data files [7] reveals the presence of multiple negative energy readings. Of course, negative energy consumption is not physically possible. We expect that these values were removed by the outlier removal process described in their work and did not affect final results. To ensure correct energy readings, we developed a new measurement tool that corrects the following errors in the tool used by previous work:

- (1) The previous tool incorrectly includes the upper 32 bits of the energy status counters in their accounting. These upper bits are reserved and must be discarded; our tool tracks only the bottom 32 bits, which contain the actual count of consumed energy.
- (2) The previous tool only reads a start and end value of the energy status counter, but that counter overflows after “around 60 seconds when power consumption is high” [20]. To avoid overflow for long-running computations, our tool uses a separate thread that periodically (at 1Hz) reads the contents of this register.
- (3) The previous tool incorrectly subtracts counter readings after scaling and conversion to floating point numbers. This conversion will result in negative or otherwise incorrect results when overflow occurs. Our tool avoids this problem by converting results to floating point only after subtracting consecutive readings.

3.2.2 Performance counters. Hardware performance counters are a feature of modern processors that track various events, such as total cycles, cache misses, branch misses, and so on. They are often used to analyze program performance, notably when profiling. These counters are 64 bits in length and thus not susceptible to overflow, so it suffices to read them once at the beginning and once at the end of each experiment.

Memory activity. Section 4.4.2 highlights the impact of memory activity on energy consumption: a majority of memory energy consumption is dependent on the rate of read and write operations. We monitor the last level cache (LLC) using performance counters to estimate memory activity. Each LLC hit means that the cache already had a copy of the data, and therefore no further memory activity occurs. On the other hand, each LLC miss means that the system must fetch data from memory. Therefore, the number of LLC misses is a good proxy for memory activity.

Average CPU usage. There are multiple ways to measure average core usage while a program is running. For simplicity, we leverage performance counters provided by the operating system. The Linux kernel exposes the task-clock software event counter, which aggregates in nanoseconds

Table 3. **Descriptions of benchmarks from the Computer Language Benchmark Game (§3.3.1)**, along with the range of lines of code (LoC) across languages for each benchmark as reported by `cloc`.

<i>Benchmark</i>	<i>LoC</i>	<i>Description</i>
binary-trees	36–98	Allocates and frees binary trees of various specified depth.
fannkuch-redux	40–158	Computes the max number of flips to sort a permutation.
fasta	84–287	Generates random DNA sequences.
k-nucleotide	57–202	Counts frequencies of nucleotide sequences in a string.
mandelbrot	32–140	Plots the Mandelbrot set $[-1.5 - i, 0.5 + i]$.
n-body	78–157	Models orbits of Jovian planets.
pidigits	41–149	Generates digits of π using arbitrary precision arithmetic.
regex-redux	22–111	Uses simple regex patterns to manipulate DNA data.
reverse-complement	34–257	Outputs complements of each nucleotide from sequence.
spectral-norm	33–156	Calculates the spectral norm of an infinite matrix.

the time spent on all processor cores. To obtain average core usage, we divide this counter’s value by the total execution time of the program.

3.3 Benchmarks

This paper primarily focuses its evaluation on the benchmarks used in the original Pereira et al. study, namely the Computer Language Benchmark Game. In some analyses, we extend that evaluation with two additional benchmark suites: SPEC CPU 2017 [6] and DaCapo Chopin [4]. The following subsections provide a brief overview of each of these benchmark suites.

3.3.1 Computer Language Benchmark Game. The Computer Language Benchmark Game [14] (CLBG) is a collection of small programs implemented in many different programming languages (22 to 287 lines of code). We use the same benchmark implementations as Pereira et al. [7], which is in effect a snapshot of the fastest versions of the benchmarks as available on the CLBG repository at the time of the original work. Table 3 provides a brief description of each benchmark. We limit our analysis to eleven languages across thirteen implementations: C, C#, C++, Go, Java, JavaScript, Lua (Lua and LuaJIT), PHP, Python (CPython and PyPy), Rust, and TypeScript. These languages comprise 11 of the top 12 most popular general programming languages in the 2024 StackOverflow survey [34] (excluding Kotlin).

We attempt to compile and run all benchmark implementations with sources present in the repository, and omit those without source code or which fail with compilation or run-time errors. After these omissions, the analysis below spans 118 out of 130 possible language implementation / benchmark pairs. Some benchmarks make use of third-party libraries: we use the default package manager’s version when available, or manually upgrade to the latest available version.

We stress that while the CLBG benchmarks themselves are not necessarily representative of real-world applications, the causal analysis this paper develops is largely independent of the details of the benchmark implementations. It instead highlights the impact of high-level *properties* of the benchmark implementations, such as their degree of parallelism and cache activity.

3.3.2 SPEC CPU 2017. SPEC CPU 2017 [6] is a widely used benchmark suite for evaluating systems on C, C++ and Fortran code. The suite consists of large real-world programs and workloads, ranging between 1k and 1.3M lines of code. We use the latest available version (1.1.9) and run all benchmarks in the “speed” category using the reference input set. We omit a single benchmark, `627.cam4_s`, as it did not successfully run on our platform. Table 4 provides a brief description of each benchmark.

Table 4. **SPEC CPU 2017 benchmarks (§3.3.2).**

<i>Benchmark</i>	<i>Language(s)</i>	<i>Description</i>
600.perlbench_s	C	Perl interpreter
602.gcc_s	C	GNU C compiler
605.mcf_s	C	Route planning
620.omnetpp_s	C++	Discrete-event simulation
623.xalancbmk_s	C++	XML to HTML conversion
625.x264_s	C	Video compression
631.deepsjeng_s	C++	Alpha-beta tree search
641.leela_s	C++	Monte Carlo tree search
648.exchange2_s	Fortran	Recursive solution generator
657.xz_s	C	General data compression
603.bwaves_s	Fortran	Explosion modeling
607.cactuBSSN_s	C++, C, Fortran	Physics: relativity
619.lbm_s	C	Fluid dynamics
621.wrf_s	Fortran, C	Weather forecasting
627.cam4_s	Fortran, C	Atmosphere modeling
628.pop2_s	Fortran, C	Wide-scale ocean modeling
638.imagick_s	C	Image manipulation
644.nab_s	C	Molecular dynamics
649.fotonik3d_s	Fortran	Computational electromagnetics
654.roms_s	Fortran	Regional ocean modeling

Table 5. **DaCapo benchmarks (§3.3.3).**

<i>Benchmark</i>	<i>Description</i>
avroa	AVR controller simulation
batik	Render SVG files
biojava	Protein sequence analysis
cassandra	NoSQL database
eclipse	IDE workload
fop	Render PDF files
graphchi	ALS matrix factorization
h2	SQL database
h2o	Machine learning
jme	Render video game frames
python	Python implementation
kafka	Stream processing
luindex	Text indexing
lusearch	Text search
pmd	Static analysis
spring	Web framework
sunflow	Render photorealistic images
tomcat	Web server
tradebeans	Stock market simulation
tradesoap	Stock market simulation
xalan	XML transformation
zxing	Barcode reader

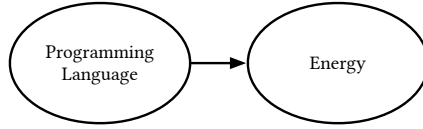


Fig. 4. **The simple model used as a starting point in this paper (§4.1).** This simple model captures the relationship implied in Pereira et al., namely that the choice of programming language has a direct impact on total energy consumption.



Fig. 5. **Programming languages may have multiple implementations (§4.2),** and implementation decisions such as garbage collection or using just-in-time compilation have a more direct impact on performance. We are in fact comparing implementations of programming languages, not the languages themselves.

3.3.3 *DaCapo*. DaCapo [4] is a widely used benchmark suite for Java applications. The suite consists of large real-world programs and workloads, ranging between 25k and 6M lines of code. We use the latest available version (Chopin) and run all benchmarks using the default input set. Table 5 provides a brief description of each benchmark.

4 Causal Model for Energy Consumption in Programming Languages

This section builds piece by piece the causal model presented as a diagram in its final form in Figure 2. Causal diagrams illustrate how different factors influence each other, with arrows indicating cause-to-effect relationships [36]. We additionally use gray arrows to represent comparatively weaker relationships, as detailed in the following sections. Each subsection below gradually adds nodes and edges to the diagram in order to obtain a rich causal model that captures the essential factors in the relationship between the choice of programming language and energy consumption. Figures 4, 5, 9, 11, and 13 build upon each other, with new elements in orange.

4.1 Starting Point

Our starting point, shown in Figure 4, is that the choice of programming language has a direct effect on energy consumption. The following sections will explore additional elements that come into play in this relationship, and build up a complex model exploring the impact of different factors on energy consumption.

4.2 Programming Languages and Implementations

Figure 5 introduces the important distinction between the programming languages themselves and their implementations. Some languages have a single well-known implementation, or a blurry line between language and implementation, such as Rust or Go. Others have multiple implementations, such as C/C++ with GCC, Clang, or MSVC, Java with various JVMs, Python with CPython and PyPy, or Lua with LuaJIT. Finally, there can be significant differences between specific *versions* of the same implementation. Our model treats those different versions as different implementations altogether. For example, we test the pyperformance benchmark suite [41] across CPython versions 3.9 through 3.13. Figure 6 shows overall improvements for the ten longest-running benchmarks. Over the entire suite, we observe a 40% speedup using CPython 3.13 over 3.9.

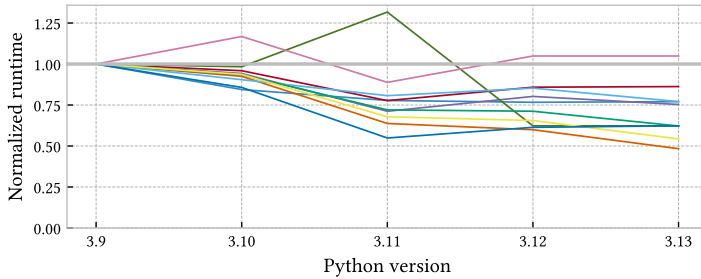


Fig. 6. Execution time for the ten longest-running pyperformance benchmarks in the five last Python releases, normalized to CPython 3.9 (§4.2). The thicker gray line indicates $y = 1$. Most benchmarks show improvements over time, with a 40% speedup on average for the entire suite between CPython 3.9 and 3.13.

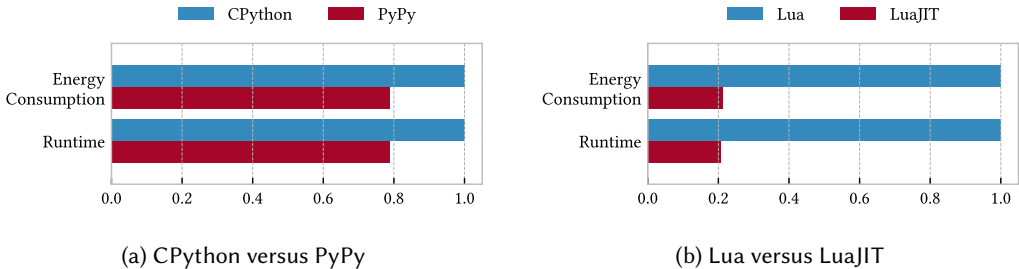


Fig. 7. Programming Languages can exhibit different performance characteristics depending on the implementation used (§4.2). Here, we compare interpreters (CPython, Lua) to their JIT equivalent (PyPy, LuaJIT) on the same benchmark sources. We normalize to the interpreter results. We find around 5 \times and 1.25 \times decreased execution time and energy consumption on average for LuaJIT over Lua and PyPy over CPython, respectively. These results demonstrate the impact of choice of programming language implementation versus the language itself.

Of course, programming languages have an effect on implementation possibilities. They may dictate the general memory layout of objects, the need for a garbage collector, or the possibility of ahead-of-time compilation. For example, Java forces object dereferences to be indirect, and has no alternative for memory reclamation other than a garbage collector. Other dynamic features such as dynamic typing, reflection, or `eval` further limit the range of options available to implementers.

Figure 7 compares languages across multiple implementations on the same set of benchmarks, namely CPython/PyPy and Lua/LuaJIT, and shows that the same language can have vastly different performance characteristics, depending on the implementation used. On average for these benchmarks, PyPy is about 1.25 \times faster than CPython, and LuaJIT is 5 \times faster than the Lua interpreter.

Not only can programmers choose a specific implementation over another, implementation specific properties can cause significant differences in performance and energy consumption, and should be taken into account in a fair comparison. We discuss two of those properties below, just-in-time warmup and garbage collection.

4.2.1 Just-in-Time (JIT) Warmup. JIT program execution is typically split into a startup phase and a delayed steady state phase of peak performance. As a JIT program executes, it determines

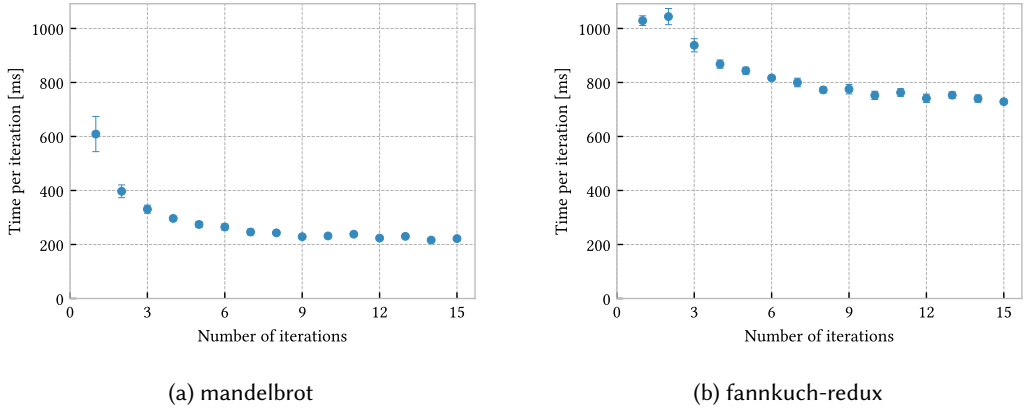


Fig. 8. **Measuring just the first iteration is not indicative of Java’s (OpenJDK) performance for long-lived applications (§4.2.1).** We gradually increase the number of iterations, observing decreased per-iteration execution time on several benchmarks, including (a) mandelbrot and (b) fannkuch-redux shown above. This effect could be due to startup and cleanup time and/or a JIT warmup effect. The curve flattens as we average over more iterations.

which code paths are frequently executed, and compiles them into machine code. As the program continues to revisit these hotspots, performance of further iterations improves. This system allows for a good startup time to peak performance tradeoff. However, existing research has already shown that a steady state of peak performance is not always reached [2, 46]. In fact, one of these studies [2] uses the same CLBG benchmark suite and demonstrates that for some benchmarks, a steady state is never reached.

Factors other than JIT warmup may also be affecting the very first iteration of those short-lived benchmarks, such as bytecode interpretation or memory and garbage collection initialization. To test this, we wrap each Java benchmark in a loop and gradually increase the number of in-process iterations. Figure 8 shows that for the mandelbrot and fannkuch-redux benchmarks, the first iteration’s execution time is 2.5× and 1.5× slower respectively than when averaging over 15 iterations. Generally, we see that for these and other benchmarks, averaging over ten or more iterations amortizes the first iteration’s impact. Applying this method over every benchmark, we observe 80% improved energy efficiency and execution time versus using only the first iteration.

4.2.2 Garbage Collection. An important property of higher-level languages and their implementations is garbage collection, which imposes significant performance overhead [18]. Out of the 13 language implementations discussed in this paper, 10 use a garbage collector. Garbage collectors can typically be configured and tuned for each application to offer maximal performance, which is standard practice in real-world applications to optimize for application throughput and/or latency. For example, Go’s garbage collector can be disabled entirely with the GOGC environment variable. When doing so, we observe a 2.8× speedup on the allocation-intensive binary-trees benchmark.

4.3 Decomposing Energy into Power and Time

Fundamentally, energy consumption is the product of power and time. Figure 9 decomposes these two factors. To test if the choice of programming language implementation has an effect on power draw beyond execution time, we fix other factors that may affect power draw. We normalize by execution time, and exclusively for this analysis, limit the program to a single core via Docker’s

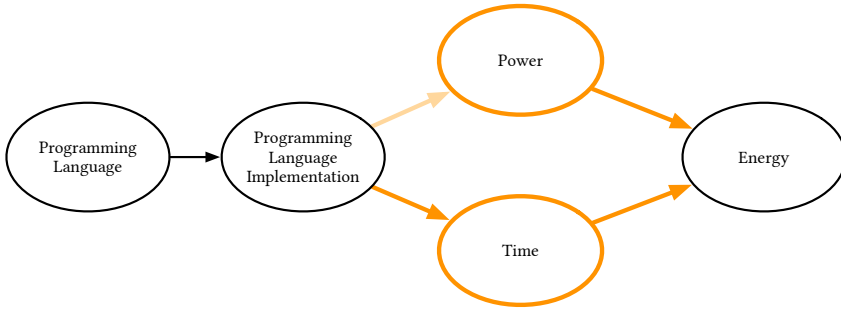


Fig. 9. **Energy consumption is the product of power and time (§4.3).** Splitting into these two components allows separate consideration of each factor. As Figure 10 shows, there is no significant difference in power draw between implementations when we keep external factors constant, hence the impact of programming language implementation on energy consumption beyond execution time is negligible.

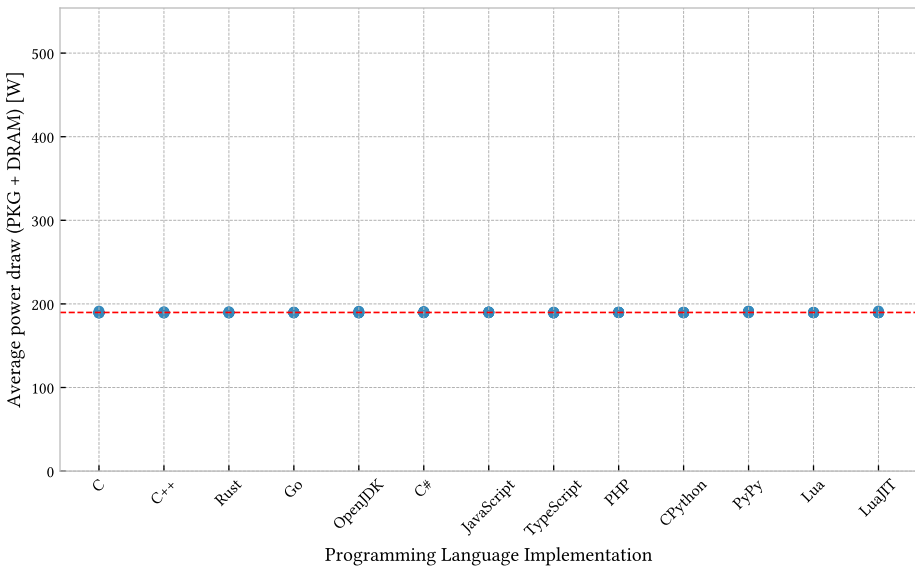


Fig. 10. **Average power draw (package (PKG) + DRAM) does not differ significantly across programming language implementations (§4.3).** Each point represents a single benchmark run. Points exhibit extremely low variance, and so are overlapped in the graph. After controlling for external factors such as varying number of active cores and execution time, average power draw is constant across benchmark and programming languages implementations. The red line indicates the mean power draw of 189.8 ± 0.5 W.

--cpuset-cpus argument. To ensure frequency scaling and throttling do not increase power draw variance in our measurements, we pin CPUs to their minimum frequency with turbo mode disabled. Figure 10 shows that there is no significant difference in power draw between programming language implementations once these outside factors are controlled for.

In theory, any language implementation with a runtime system running in parallel may affect energy consumption beyond variance in execution time, since increased core usage will increase power draw, as Section 4.4.1 details below. This hidden increased parallelism could occur with

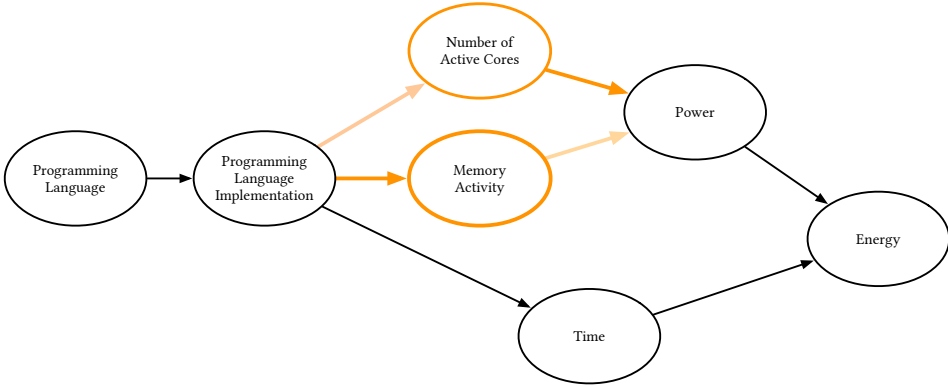
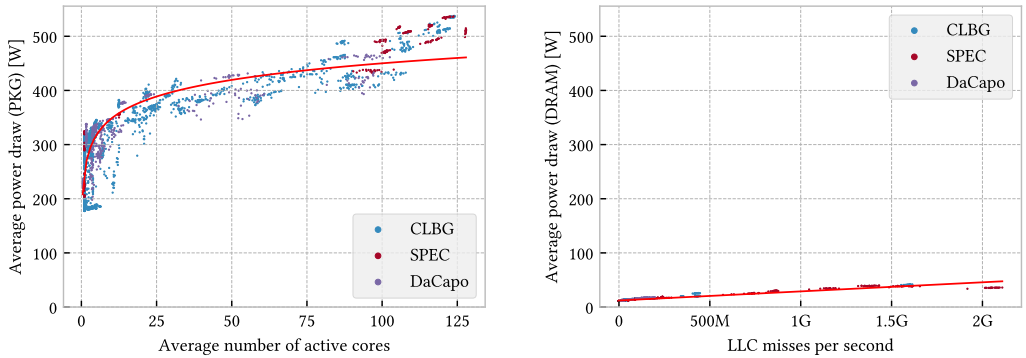


Fig. 11. **Number of active cores is the primary factor in increased power draw (§4.4).** Memory activity also increases power draw, but to a much lesser extent. Figure 12 quantifies this.



(a) **Average package (PKG) power draw by average number of active cores (§4.4.1).** Log regression: $y = 31 \log_2 x + 246$ ($R^2 = 0.72$).
 (b) **Average DRAM power draw by memory activity (§4.4.2), approximated using LLC misses.** Linear regression: $y = 1.68 \cdot 10^{-8}x + 12$ ($R^2 = 0.93$).

Fig. 12. **Power draw is much more significantly affected by the number of active cores than memory activity (§4.4).** Each point on those graphs represents a single benchmark run.

a parallel garbage collector or just-in-time compilation threads executing alongside the main program. In practice, compilation threads are primarily active only during startup, and both are rarely significant compared to the main program’s execution and other general overhead costs. For this reason, we draw this edge in gray in our model.

4.4 Contributors to Power Draw

Previous research has demonstrated that processor and memory energy usage are the main variable contributors to power draw [48]. We add these two factors to our model in Figure 11. For the studied programs on our experimental platform, the ratio of memory energy consumption to CPU energy consumption remains between 2 and 8%. This percentage is in line with the reported numbers in Pereira et al.

4.4.1 Number of Active Cores. Figure 12a shows the relationship between the number of active cores and power draw. Using multiple cores, energy usage grows up to around 2× the base power draw compared to using a single core. We fit a log curve to the data ($R^2 = 0.72$), as the relationship does not appear linear, but results may vary across platforms. Denoting Power (x) as the average power draw using x cores, we find that, on our system, doubling the number of cores used increases average power draw by only roughly 31W:

$$\begin{aligned} \text{Power}(x) &= 31 \log_2 x + 246 \\ \Rightarrow \text{Power}(2x) &= 31 \log_2(2x) + 246 \\ \Rightarrow \text{Power}(2x) &= 31 \log_2 2 + 31 \log_2 x + 246 \\ \Rightarrow \text{Power}(2x) &= \text{Power}(x) + 31 \end{aligned}$$

Further, on our machine, doubling the number of cores increases relative energy efficiency, provided throughput increases by at least 13%:

$$\frac{\text{Power}(2x)}{\text{Power}(x)} = \frac{31 \log_2(2x) + 246}{31 \log_2 x + 246} \leq 113\% \quad (1 \leq x \leq 128)$$

In other words, parallelization overhead up to 87% is acceptable. On our experimental platform, aggressively parallelizing programs is nearly always an energy-efficient choice.

4.4.2 Memory Activity. Previous research has shown that roughly 40% of dynamic random access memory (DRAM) energy consumption is constant and required to refresh memory cells to keep the system running properly, while the remaining 60% is related to read and write activity [43]. Section 3.2.2 introduces last level cache (LLC) misses as a better proxy for memory activity: any read or write request that cannot be fulfilled by the LLC will have to go to DRAM. Figure 12b shows a strong linear correlation between LLC misses and increased power draw ($R^2 = 0.93$).

On the other hand, memory activity is not something that is easily controlled by the programmer. While certain algorithms or data structures maximize cache locality, there is eventually a limit stemming from the LLC's fixed, relatively small size. Programming languages or their implementations may impose additional overhead with a garbage collector, memory allocation overhead, or object memory layout. Because of the difficulty of controlling memory activity, as well as its comparatively smaller impact compared to CPU activity on power draw (2–8%), we draw this edge in gray in our model.

4.5 Application Implementations

Finally, Figure 13 adds the application implementations themselves, which have the most direct impact on energy consumption. Implementations dictate the level of parallelism, the algorithms used, and the data structures employed. We discuss two factors, concurrency and third-party library usage, below.

4.5.1 Concurrency. Section 4.4.1 asserts that the number of cores used by an application is a major factor in energy consumption. Therefore, comparing benchmark implementations in different languages that use different numbers of cores is not a fair comparison. Level of parallelism imbalances are the main reason for the reported performance discrepancies between JavaScript and TypeScript. The TypeScript version of the mandelbrot benchmark takes 21× longer to run than its JavaScript implementation. Its execution is fully sequential, while the JavaScript version uses 28 cores on average.

Further, since TypeScript is a strict superset of JavaScript and we test them using the same runtime system, there should be no differences in execution time or energy consumption. With some minor

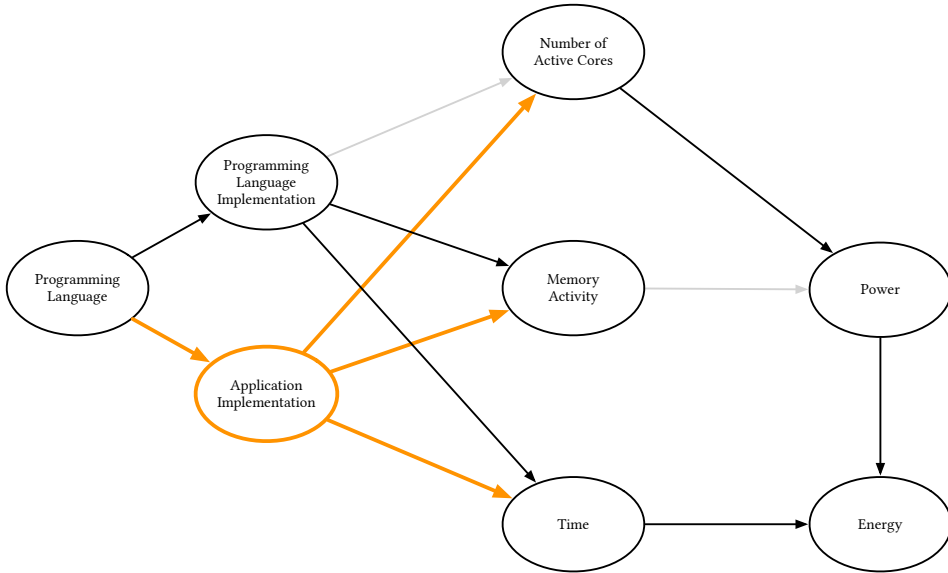


Fig. 13. **The final model incorporating application implementations (§4.5).** Application implementations notably dictate the number of cores used by the program and the use of third-party libraries. These implementation choices are not properties of the programming language itself.

edits in four benchmarks, all JavaScript benchmark implementations pass the TypeScript compiler without any errors, and yield equal performance.

4.5.2 Third-Party Libraries. Choice of third-party libraries used has a significant impact on application performance. In fact, regular expression benchmarks are often poor candidates to make any comparison beyond the library used. This is the case for the CLBG regex-redux benchmark: it is $8.9\times$ slower in its C++ implementation compared to the C version. This difference is entirely due to the choice of third-party library used: the C version uses the PCRE library, while the C++ version uses the Boost library. On this benchmark, Boost’s library performs significantly worse than PCRE. This outlier alone accounts for the entire reported gap between C and C++.

Unlike TypeScript and JavaScript, C++ is not a strict superset of C. Nonetheless, all C benchmarks compile in C++ mode, only sometimes requiring the `-fpermissive` compiler flag or minor changes such as added types or casting. These programs then yield identical performance and energy consumption numbers.

Crossing Language Boundaries. Using third-party libraries also allows for easily crossing language boundaries, for instance to access lower-level system utilities or to obtain greater performance. In Python, using NumPy can yield up to $60,000\times$ faster code when multiplying matrices [3, 23]. On a small micro-benchmark multiplying $10,000 \times 10,000$ matrices, we find that NumPy is $84\times$ faster than a naive three-loop C++ implementation, with $44\times$ lower energy consumption. Of course, this is because NumPy’s underlying matrix-multiply implementation is written in a low-level language and leverages many optimizations such as parallelism, vector instructions, blocking, or hardware-specific instructions. To some degree, using NumPy and other third-party libraries has become the “correct” way of writing Python code: leveraging low-level languages for compute-intensive tasks, while keeping Python’s simplicity. Even C++ may cross over to code originally written using C, Fortran, or direct Assembly for performance when using BLAS.

4.6 Other Factors

There are many other factors that may affect energy consumption. CPU voltage and frequency scaling has a direct impact on power consumption, and there is active research focusing on reducing or increasing frequency based on memory activity or other factors to draw less power for a comparatively smaller performance penalty [49]. Specific processor model and architecture also have an impact on power draw, with newer processors generally being more energy-efficient. These factors are unrelated to choice of programming languages and are controlled for in our experiments.

5 Related Work

Previous sections, notably Section 2, discuss the main line of research relating programming languages and energy consumption [8, 37, 38]. These studies discuss and rank programming languages based on execution time, energy consumption, and memory usage. Contrary to Pereira et al.'s results, we show in this paper that the interplay between these properties is complex and depends on many factors not taken into account in their work. Gordillo et al. [13] and Koedijk et al. [22] build on this line of research using direct hardware power measurements but suffer from similar limitations.

The processor's operating voltage and frequency also have an impact on energy consumption. This impact has been studied in the context of trading off speed for reduced energy consumption, where compiling for speed yields better energy efficiency in the general case [50]. For some specific applications, such as sparse matrix computations, compile-time techniques may decrease energy usage without impact to execution time by leveraging load imbalance [5]. Other work has shown that using characteristics of a program during execution to reduce the processor's voltage or frequency can yield higher energy efficiency for a comparably smaller performance degradation [19]. For example, performance counter information can be used to scale the processor's frequency [49]. These approaches are orthogonal to the choice of programming language and could be applied in many programming environments.

Graphics processing units (GPUs) are becoming increasingly prevalent in modern computing systems, notably in artificial intelligence workloads. Several studies have examined the energy efficiency of GPUs from a software perspective, notably accounting for the energy expenditure of tensors [1] and comparing the energy consumption of different machine learning frameworks [12]. Extending our work to incorporate a model for energy consumption of GPUs is a potential avenue for future work.

Previous research also addresses the energy consumption of different data structures in certain languages, notably Java collections [17, 33, 39], or Python data manipulation libraries [32]. Data structures can be interesting candidates to study with an energy-focused lens as they can have a substantial impact on locality and memory activity, which are factors in energy consumption (as Section 4.4.2 describes). In many cases, however, programmers only have a limited choice of data structures that would be a good fit for their use case or algorithm.

Finally, past work has also investigated energy efficiency of concurrent programs, focusing on Haskell's data sharing primitives [24] or Java's thread management constructs [40], or analyzing the power to performance tradeoffs in lock-based synchronization [9]. As Section 4.4.1 argues, these studies confirm that the power usage patterns of the processor and the machine as a whole are more complex with parallel execution.

6 Conclusion

This paper presents a detailed causal model exploring the complex relationship between choice of programming language and energy consumption. It shows some of the many factors at play,

notably distinguishing implementation from programming language and establishing the number of active cores and memory activity as two important factors in power draw.

Using this causal model, we investigate and explain anomalies in previous research, finding that many factors such as parallelism level, benchmark implementation specifics, or language implementation properties must be taken into account for a fair comparison. Our results suggest that the choice of programming language has no significant impact on energy consumption beyond execution time. Programmers aiming to reduce energy consumption can do so even in “inefficient” programming languages like Python by using faster language implementations, employing faster and more parallel algorithms, and using fast third-party (native) libraries.

Data-Availability Statement

The software and benchmarks that support this paper’s experiments are available on GitHub at github.com/nicovank/Energy-Languages.

Acknowledgments

We thank Prashant Shenoy, Walid Hanafy, Noman Bashir, Mehmet Savasci, and Abel Souza for their help getting started with energy measurements using RAPL, their continuous feedback, and for providing access to an energy-measurement-ready machine. We thank Eunice Jun for suggesting exploration of causal models in this work.

Emery Berger holds concurrent appointments as a Professor of Computer Science at the University of Massachusetts Amherst and as an Amazon Scholar. This paper describes work performed at the University of Massachusetts Amherst and is not associated with Amazon.

References

- [1] Timur Babakol and Yu David Liu. 2024. Tensor-Aware Energy Accounting. In *Proceedings of the IEEE/ACM 46th International Conference on Software Engineering* (Lisbon, Portugal) (ICSE ’24). Association for Computing Machinery, New York, NY, USA, Article 93, 12 pages. <https://doi.org/10.1145/3597503.3639156>
- [2] Edd Barrett, Carl Friedrich Bolz-Tereick, Rebecca Killick, Sarah Mount, and Laurence Tratt. 2017. Virtual Machine Warmup Blows Hot and Cold. *Proc. ACM Program. Lang.* 1, OOPSLA (2017), 52:1–52:27. <https://doi.org/10.1145/3133876>
- [3] Emery D. Berger, Sam Stern, and Juan Altmayer Pizzorno. 2023. Triangulating Python Performance Issues with SCALENE. In *17th USENIX Symposium on Operating Systems Design and Implementation, OSDI 2023, Boston, MA, USA, July 10-12, 2023*, Roxana Geambasu and Ed Nightingale (Eds.). USENIX Association, 51–64. <https://www.usenix.org/conference/osdi23/presentation/berger>
- [4] Stephen M. Blackburn, Zixian Cai, Rui Chen, Xi Yang, John Zhang, and John Zirman. 2025. Rethinking Java Performance Analysis. In *Proceedings of the 30th ACM International Conference on Architectural Support for Programming Languages and Operating Systems, Volume 1* (Rotterdam, Netherlands) (ASPLOS ’25). Association for Computing Machinery, New York, NY, USA, 940–954. <https://doi.org/10.1145/3669940.3707217>
- [5] Guangyu Chen, Konrad Malkowski, Mahmut T. Kandemir, and Padma Raghavan. 2005. Reducing Power with Performance Constraints for Parallel Sparse Applications. In *19th International Parallel and Distributed Processing Symposium (IPDPS 2005), CD-ROM / Abstracts Proceedings, 4-8 April 2005, Denver, CO, USA*. IEEE Computer Society. <https://doi.org/10.1109/IPDPS.2005.378>
- [6] Standard Performance Evaluation Corporation. 2022. *SPEC CPU 2017 v1.1.9*. Retrieved January 8, 2025 from <https://www.spec.org/cpu2017/>
- [7] Marco Couto and Rui Pereira. 2017. *Energy Efficiency in Programming Languages*. Green Software Lab. Retrieved September 23, 2024 from <https://github.com/greensoftwarelab/Energy-Languages>
- [8] Marco Couto, Rui Pereira, Francisco Ribeiro, Rui Rua, and João Saraiva. 2017. Towards a Green Ranking for Programming Languages. In *Proceedings of the 21st Brazilian Symposium on Programming Languages* (Fortaleza, CE, Brazil) (SBLP ’17). Association for Computing Machinery, New York, NY, USA, Article 7, 8 pages. <https://doi.org/10.1145/3125374.3125382>
- [9] Babak Falsafi, Rachid Guerraoui, Javier Picorel, and Vasileios Trigonakis. 2016. Unlocking Energy. In *Proceedings of the 2016 USENIX Annual Technical Conference, USENIX ATC 2016, Denver, CO, USA, June 22-24, 2016*, Ajay Gulati and

- Hakim Weatherspoon (Eds.). USENIX Association, 393–406. <https://www.usenix.org/conference/atc16/technical-sessions/presentation/falsafi>
- [10] Wes Felter, Alexandre Ferreira, Ram Rajamony, and Juan Rubio. 2015. An Updated Performance Comparison of Virtual Machines and Linux Containers. In *2015 IEEE International Symposium on Performance Analysis of Systems and Software, ISPASS 2015, Philadelphia, PA, USA, March 29-31, 2015*. IEEE Computer Society, 171–172. <https://doi.org/10.1109/ISPASS.2015.7095802>
 - [11] Meta GenAI. 2023. Llama 2: Open Foundation and Fine-Tuned Chat Models. arXiv:2307.09288 [cs.CL] <https://arxiv.org/abs/2307.09288>
 - [12] Stefanos Georgiou, Maria Kechagia, Tushar Sharma, Federica Sarro, and Ying Zou. 2022. Green AI: Do Deep Learning Frameworks Have Different Costs?. In *Proceedings of the 44th International Conference on Software Engineering (Pittsburgh, Pennsylvania) (ICSE '22)*. Association for Computing Machinery, New York, NY, USA, 1082–1094. <https://doi.org/10.1145/3510003.3510221>
 - [13] Alberto Gordillo, Coral Calero, María Ángeles Moraga, Félix García, João Paulo Fernandes, Rui Abreu, and João Saraiva. 2024. Programming languages ranking based on energy measurements. *Softw. Qual. J.* 32, 4 (2024), 1539–1580. <https://doi.org/10.1007/S11219-024-09690-4>
 - [14] Isaac Gouy. 2024. *The Computer Language Benchmarks Game*. Retrieved September 23, 2024 from <https://benchmarksgame-team.pages.debian.net/benchmarksgame/>
 - [15] Walid A. Hanafy, Qianlin Liang, Noman Bashir, David Irwin, and Prashant Shenoy. 2024. CarbonScaler: Leveraging Cloud Workload Elasticity for Optimizing Carbon-Efficiency. In *Abstracts of the 2024 ACM SIGMETRICS/IFIP PERFORMANCE Joint International Conference on Measurement and Modeling of Computer Systems (Venice, Italy) (SIGMETRICS/PERFORMANCE '24)*. Association for Computing Machinery, New York, NY, USA, 49–50. <https://doi.org/10.1145/3652963.3655048>
 - [16] Walid A. Hanafy, Qianlin Liang, Noman Bashir, Abel Souza, David Irwin, and Prashant Shenoy. 2024. Going Green for Less Green: Optimizing the Cost of Reducing Cloud Carbon Emissions. In *Proceedings of the 29th ACM International Conference on Architectural Support for Programming Languages and Operating Systems, Volume 3 (La Jolla, CA, USA) (ASPLOS '24)*. Association for Computing Machinery, New York, NY, USA, 479–496. <https://doi.org/10.1145/3620666.3651374>
 - [17] Samir Hasan, Zachary King, Munawar Hafiz, Mohammed Sayagh, Bram Adams, and Abram Hindle. 2016. Energy Profiles of Java Collections Classes. In *Proceedings of the 38th International Conference on Software Engineering (Austin, Texas) (ICSE '16)*. Association for Computing Machinery, New York, NY, USA, 225–236. <https://doi.org/10.1145/2884781.2884869>
 - [18] Matthew Hertz and Emery D. Berger. 2005. Quantifying the Performance of Garbage Collection vs. Explicit Memory Management. In *Proceedings of the 20th Annual ACM SIGPLAN Conference on Object-Oriented Programming, Systems, Languages, and Applications (San Diego, CA, USA) (OOPSLA '05)*. Association for Computing Machinery, New York, NY, USA, 313–326. <https://doi.org/10.1145/1094811.1094836>
 - [19] Chung-Hsing Hsu and Wu-chun Feng. 2005. A Power-Aware Run-Time System for High-Performance Computing. In *Proceedings of the ACM/IEEE SC2005 Conference on High Performance Networking and Computing, November 12-18, 2005, Seattle, WA, USA, CD-Rom*. IEEE Computer Society, 1. <https://doi.org/10.1109/SC.2005.3>
 - [20] Intel. 2024. *Intel 64 and IA-32 Architectures Software Developer's Manual*. Intel. <https://www.intel.com/content/www/us/en/developer/articles/technical/intel-sdm.html>
 - [21] Kashif Nizam Khan, Mikael Hirki, Tapio Niemi, Jukka K. Nurminen, and Zhonghong Ou. 2018. RAPL in Action: Experiences in Using RAPL for Power Measurements. *ACM Trans. Model. Perform. Evaluation Comput. Syst.* 3, 2 (2018), 9:1–9:26. <https://doi.org/10.1145/3177754>
 - [22] Lukas Koedijk and Ana Oprescu. 2022. Finding Significant Differences in the Energy Consumption when Comparing Programming Languages and Programs. In *International Conference on ICT for Sustainability, ICT4S 2022, Plovdiv, Bulgaria, June 13-17, 2022*. IEEE, 1–12. <https://doi.org/10.1109/ICT4S55073.2022.00012>
 - [23] Charles E. Leiserson, Neil C. Thompson, Joel S. Emer, Bradley C. Kuszmaul, Butler W. Lampson, Daniel Sanchez, and Tao B. Schardl. 2020. There's plenty of room at the Top: What will drive computer performance after Moore's law? *Science* 368, 6495 (2020), eaam9744. <https://doi.org/10.1126/science.aam9744>
 - [24] Luis Gabriel Lima, Francisco Soares-Neto, Paulo Lieuthier, Fernando Castor, Gilberto Melfe, and João Paulo Fernandes. 2016. Haskell in Green Land: Analyzing the Energy Behavior of a Purely Functional Language. In *IEEE 23rd International Conference on Software Analysis, Evolution, and Reengineering, SANER 2016, Suita, Osaka, Japan, March 14-18, 2016 - Volume 1*. IEEE Computer Society, 517–528. <https://doi.org/10.1109/SANER.2016.85>
 - [25] David Lion, Adrian Chiu, Michael Stumm, and Ding Yuan. 2022. Investigating Managed Language Runtime Performance: Why JavaScript and Python are 8x and 29x slower than C++, yet Java and Go can be Faster?. In *2022 USENIX Annual Technical Conference, USENIX ATC 2022, Carlsbad, CA, USA, July 11-13, 2022*, Jiri Schindler and Noa Zilberman (Eds.). USENIX Association, 835–852. <https://www.usenix.org/conference/atc22/presentation/lion>

- [26] Eric Masanet, Arman Shehabi, Nuo Lei, Sarah Smith, and Jonathan Koomey. 2020. Recalibrating global data center energy-use estimates. *Science* 367, 6481 (2020), 984–986. <https://doi.org/10.1126/science.aba3758>
- [27] Shane Miller. 2022. Sustainability with Rust. AWS Summit SF 2022. <https://youtu.be/BHRLbMCpmtY>
- [28] Shane Miller and Carl Lerche. 2021. Using Rust To Minimize Environmental Impact. AWS re:Invent 2021. <https://youtu.be/yQZaBtUjQ1w>
- [29] Shane Miller and Carl Lerche. 2022. *Sustainability with Rust*. Amazon Web Services. Retrieved September 23, 2024 from <https://aws.amazon.com/blogs/opensource/sustainability-with-rust/>
- [30] Kate Mulhall and Emma Collins. 2022. Keynote: Finding Your Power to Accelerate to a Sustainable Future. KubeCon + CloudNativeCon Europe 2022. <https://youtu.be/zTEN9d1Bxa8t=234>
- [31] Yogananda Muthaiah. 2022. *SAP BTP - Sustainable/Carbon Emission and energy efficiency languages*. SAP Deutschland. Retrieved September 23, 2024 from <https://blogs.sap.com/2022/10/09/sap-btp-sustainable-carbon-emission-and-energy-efficiency-languages/>
- [32] Felix Nahrstedt, Mehdi Karmouche, Karolina Bargiel, Pouyeh Banijamali, Apoorva Nalini Pradeep Kumar, and Ivano Malavolta. 2024. An Empirical Study on the Energy Usage and Performance of Pandas and Polars Data Analysis Python Libraries. In *Proceedings of the 28th International Conference on Evaluation and Assessment in Software Engineering (Salerno, Italy) (EASE '24)*. Association for Computing Machinery, New York, NY, USA, 58–68. <https://doi.org/10.1145/3661167.3661203>
- [33] Wellington Oliveira, Renato Oliveira, Fernando Castor, Gustavo Pinto, and João Paulo Fernandes. 2021. Improving energy-efficiency by recommending Java collections. *Empir. Softw. Eng.* 26, 3 (2021), 55. <https://doi.org/10.1007/S10664-021-09950-Y>
- [34] Stack Overflow. 2024. *2024 Stack Overflow Developer Survey*. Stack Exchange. Retrieved September 23, 2024 from <https://survey.stackoverflow.co/2024>
- [35] David A. Patterson, Joseph Gonzalez, Quoc V. Le, Chen Liang, Lluís-Miquel Munguia, Daniel Rothchild, David R. So, Maud Texier, and Jeff Dean. 2021. Carbon Emissions and Large Neural Network Training. *CoRR* abs/2104.10350 (2021). arXiv:2104.10350 <https://arxiv.org/abs/2104.10350>
- [36] Judea Pearl. 2009. *Causality*. Cambridge University Press, Cambridge, England.
- [37] Rui Pereira, Marco Couto, Francisco Ribeiro, Rui Rua, Jácome Cunha, João Paulo Fernandes, and João Saraiva. 2017. Energy Efficiency across Programming Languages: How Do Energy, Time, and Memory Relate?. In *Proceedings of the 10th ACM SIGPLAN International Conference on Software Language Engineering (Vancouver, BC, Canada) (SLE 2017)*. Association for Computing Machinery, New York, NY, USA, 256–267. <https://doi.org/10.1145/3136014.3136031>
- [38] Rui Pereira, Marco Couto, Francisco Ribeiro, Rui Rua, Jácome Cunha, João Paulo Fernandes, and João Saraiva. 2021. Ranking programming languages by energy efficiency. *Sci. Comput. Program.* 205 (2021), 102609. <https://doi.org/10.1016/j.scico.2021.102609>
- [39] Rui Pereira, Marco Couto, João Saraiva, Jácome Cunha, and João Paulo Fernandes. 2016. The Influence of the Java Collection Framework on Overall Energy Consumption. In *Proceedings of the 5th International Workshop on Green and Sustainable Software, GREENS@ICSE 2016, Austin, Texas, USA, May 16, 2016*. ACM, 15–21. <https://doi.org/10.1145/2896967.2896968>
- [40] Gustavo Pinto, Fernando Castor, and Yu David Liu. 2014. Understanding Energy Behaviors of Thread Management Constructs. In *Proceedings of the 2014 ACM International Conference on Object Oriented Programming Systems Languages & Applications (Portland, Oregon, USA) (OOPSLA '14)*. Association for Computing Machinery, New York, NY, USA, 345–360. <https://doi.org/10.1145/2660193.2660235>
- [41] pyperformance 2025. *The Python Performance Benchmark Suite*. Retrieved March 13, 2025 from <https://pyperformance.readthedocs.io>
- [42] Ana Radovanovic, Ross Konigstein, Ian Schneider, Bokan Chen, Alexandre Duarte, Binz Roy, Diyue Xiao, Maya Haridasan, Patrick Hung, Nick Care, Saurav Talukdar, Eric Mullen, Kendal Smith, MariEllen Cottman, and Walfredo Cirne. 2021. Carbon-Aware Computing for Datacenters. arXiv:2106.11750 [cs.DC] <https://arxiv.org/abs/2106.11750>
- [43] Hoseok Seol, Wongyu Shin, Jaemin Jang, Jungwhan Choi, Jinwoong Suh, and Lee-Sup Kim. 2016. Energy Efficient Data Encoding in DRAM Channels Exploiting Data Value Similarity. In *43rd ACM/IEEE Annual International Symposium on Computer Architecture, ISCA 2016, Seoul, South Korea, June 18-22, 2016*. IEEE Computer Society, 719–730. <https://doi.org/10.1109/ISCA.2016.68>
- [44] Emma Strubell, Ananya Ganesh, and Andrew McCallum. 2019. Energy and Policy Considerations for Deep Learning in NLP. In *Proceedings of the 57th Conference of the Association for Computational Linguistics, ACL 2019, Florence, Italy, July 28- August 2, 2019, Volume 1: Long Papers, Anna Korhonen, David R. Traum, and Lluís Màrquez (Eds.)*. Association for Computational Linguistics, 3645–3650. <https://doi.org/10.18653/V1/P19-1355>
- [45] Gonzalo Ruiz De Villa Suárez, Benedict Bax, and Alejandro Reyes Ferreres. 2021. GreenCoding. <http://www.gft.com/uk/en/thought-leadership/GreenCoding>

- [46] Luca Traini, Vittorio Cortellessa, Daniele Di Pompeo, and Michele Tucci. 2023. Towards effective assessment of steady state performance in Java software: are we there yet? *Empir. Softw. Eng.* 28, 1 (2023), 13. <https://doi.org/10.1007/s10664-022-10247-x>
- [47] Werner Vogels. 2023. AWS re:Invent 2023 Keynote. AWS re:Invent 2023. <https://youtu.be/UTRBVPvzt9w>
- [48] Thomas Vogelsang. 2010. Understanding the Energy Consumption of Dynamic Random Access Memories. In *43rd Annual IEEE/ACM International Symposium on Microarchitecture, MICRO 2010, 4-8 December 2010, Atlanta, Georgia, USA*. IEEE Computer Society, 363–374. <https://doi.org/10.1109/MICRO.2010.42>
- [49] Andreas Weissel and Frank Bellosa. 2002. Process Cruise Control: Event-Driven Clock Scaling for Dynamic Power Management. In *Proceedings of the 2002 International Conference on Compilers, Architecture, and Synthesis for Embedded Systems (Grenoble, France) (CASES '02)*. Association for Computing Machinery, New York, NY, USA, 238–246. <https://doi.org/10.1145/581630.581668>
- [50] Tomofumi Yuki and Sanjay V. Rajopadhye. 2013. Folklore Confirmed: Compiling for Speed = Compiling for Energy. In *Languages and Compilers for Parallel Computing - 26th International Workshop, LCPC 2013, San Jose, CA, USA, September 25-27, 2013. Revised Selected Papers (Lecture Notes in Computer Science, Vol. 8664)*, Calin Cascaval and Pablo Montesinos (Eds.). Springer, 169–184. https://doi.org/10.1007/978-3-319-09967-5_10