

Leveraging Large Language Models for Suicide Detection on Social Media with Limited Labels

Vy Nguyen
Northeastern University
Boston, MA, USA
nguyen.vy7@northeastern.edu

Chau Pham
Boston University
Boston, MA, USA
chaupham@bu.edu

Abstract—The increasing frequency of suicidal thoughts highlights the importance of early detection and intervention. Social media platforms, where users often share personal experiences and seek help, could be utilized to identify individuals at risk. However, the large volume of daily posts makes manual review impractical. This paper explores the use of Large Language Models (LLMs) to automatically detect suicidal content in text-based social media posts. We propose a novel method for generating pseudo-labels for unlabeled data by prompting LLMs, along with traditional classification fine-tuning techniques to enhance label accuracy. To create a strong suicide detection model, we develop an ensemble approach involving prompting with *Qwen2-72B-Instruct*, and using fine-tuned models such as *Llama3-8B*, *Llama3.1-8B*, and *Gemma2-9B*. We evaluate our approach on the dataset of the Suicide Ideation Detection on Social Media Challenge, a track of the IEEE Big Data 2024 Big Data Cup. Additionally, we conduct a comprehensive analysis to assess the impact of different models and fine-tuning strategies on detection performance. Experimental results show that the ensemble model significantly improves the detection accuracy, by 5% points compared with the individual models. It achieves a weight F1 score of 0.770 on the public test set, and 0.731 on the private test set, providing a promising solution for identifying suicidal content in social media. Our analysis shows that the choice of LLMs affects the prompting performance, with larger models providing better accuracy. Our code and checkpoints are publicly available at https://github.com/khanhvynguyen/Suicide_Detection_LLMs.

Index Terms—large language models, text classification, limited labels, prompt engineering, suicide detection, social media analysis

I. INTRODUCTION

Suicide is a significant societal issue, with over 700,000 people taking their own lives and many more attempting to do so [1]. Unfortunately, the prevalence of suicidal thoughts and attempts is increasing. Thus, early identification of suicidal thoughts is crucial for preventing serious consequences and providing timely support. Social media platforms have emerged as potential sources for detecting suicidal thoughts and attempts, as people often share their experiences or seek help on these platforms. However, the sheer volume of new posts daily makes it impractical for mental health professionals to review all of them and offer assistance or resources.

Deep learning techniques in natural language processing (NLP) have demonstrated significant potential in automating the identification of suicidal content in social media posts. These techniques, due to their ability to recognize subtle

patterns in text data, are increasingly used to classify and detect posts indicating suicidal thoughts. The process typically involves three main tasks: collecting textual data from social media platforms, labeling the data, and building a deep learning-based classifier. The process of labeling is time-consuming and requires domain experts, which results in very limited annotated datasets. Additionally, social media posts may contain vague or implicit intent, necessitating a strong language understanding ability for accurate classification. These factors pose a challenge in developing an effective model for detecting suicide.

In this study, we investigate the use of Large Language Models (LLMs) to classify the signs of suicide from user posts. We start by proposing a method for generating pseudo-labels for unlabeled data. We annotate user posts using LLMs (e.g., *Qwen2-72B-Instruct* [3]) using prompting. To minimize the noise in the labeling process, we fine-tune two more models (*Llama3-8B* [4] and *DepRoBERTa* [5]) on a small set of annotated data to filter out unreliable labels. The unlabeled data with pseudo-labels is combined with the small set of labeled data to form a new training set. We then fine-tune some more LLMs (e.g., *Llama3-8B*, *Gemma2-9B*) on the newly formed dataset, and evaluate the effectiveness of the models in suicide classification. Finally, we combine these fine-tuned models, together with prompting LLMs, to create an ensemble for a more robust and performant suicide detector. We apply our approach to *the Suicide Ideation Detection on Social Media Challenge*, a track in the IEEE Big Data 2024 Big Data Cup. Additionally, we provide analysis and discussion to gain insights into the results, such as how different LLMs affect the prompting performance, and choices of the loss function when fine-tuning. In summary, our contributions are:

- Using Large Language Models (LLMs) with prompting to generate pseudo labels for unlabeled datasets, mitigating the issue of limited labeled data.
- Investigating current state-of-the-art text classification methods using LLMs for suicide detection.
- Experimenting with these approaches, using *the Suicide Ideation Detection on Social Media Challenge* dataset [2] to find a robust and performant model for the task.
- Conducting a comprehensive ablation study to clarify the effectiveness of our method.

TABLE I: Definition of four suicide risk levels with increasing severe risk levels [2]

Category	Definition
Indicator	The post content has no explicit expression concerning suicide.
Ideation	The post content has explicit suicidal expression but there is no plan to commit suicide.
Behaviour	The post content has explicit suicidal expression and a plan to commit suicide or self-harming behaviours.
Attempt	The post content has explicit expressions concerning historic suicide attempts.

TABLE II: Distribution of suicide risk level annotation of 500 labeled posts in the training set

Class	Number of posts	Percent Proportion (%)
Indicator	129	25.8
Ideation	190	38.0
Behaviour	140	28.0
Attempt	41	8.2

II. DATASETS AND METRICS

A. Datasets

The data used in this study is from the Suicide Risk On Social Media Detection Challenge 2024 [2]. The dataset comprises a training set of 500 labeled and 1,500 unlabeled Reddit posts. To acquire 500 annotated posts, the authors gathered 139,455 posts from 76,186 users between 01/01/2020 and 31/12/2021. Various pre-processing steps were undertaken, including the removal of user identity-related data (*e.g.*, names, addresses, emails, and links) to protect privacy, as well as the elimination of overlapping posts and comments from the same user. For each user, their last posts were considered as a representation of their latest suicide ideation state. Such posts were denoted as *targeted posts*. Subsequently, 500 *targeted posts* from 500 random users were selected for annotation from the filtered dataset, which contained a total of 3,998 posts from 1,791 users. The annotation scheme for the suicide risk level label is depicted in Table I. Statistics for the four annotated suicide risk categories from the 500 labeled posts are outlined in Table II. It is worth mentioning that the training dataset is imbalanced, with only 8% labeled as *Attempt*. Most of the posts are short, typically less than 2,000 words, as illustrated in Fig. 7a. An example of a Reddit post in the training set is shown as follows.

“*I want to end it, I want to end it but I don’t know how, when or anything else*”. (True label: *Ideation*)

B. Metrics

We report *accuracy* and *weighted F1* scores for evaluating the model’s performance. Following prior work [2], we utilize the weighted F1 score as the main metric since it provides a balanced measure of precision and recall, while also addressing class imbalance as depicted in Table II.

Let C represent the total number of classes, N be the total number of observations, and n_c be the number of observations belonging to class c . The weighted F1 score is defined as follows:

$$F1_{\text{weighted}} = \sum_{c=1}^C \frac{n_c}{N} \cdot F1_c \quad (1)$$

where $F1_c$ denotes the F1 score for class c . This method ensures a more accurate evaluation by reflecting the significance of each class in the overall performance metric. For simplicity, we use F1 score to indicate weighted F1 score in this paper.

III. RELATED WORK

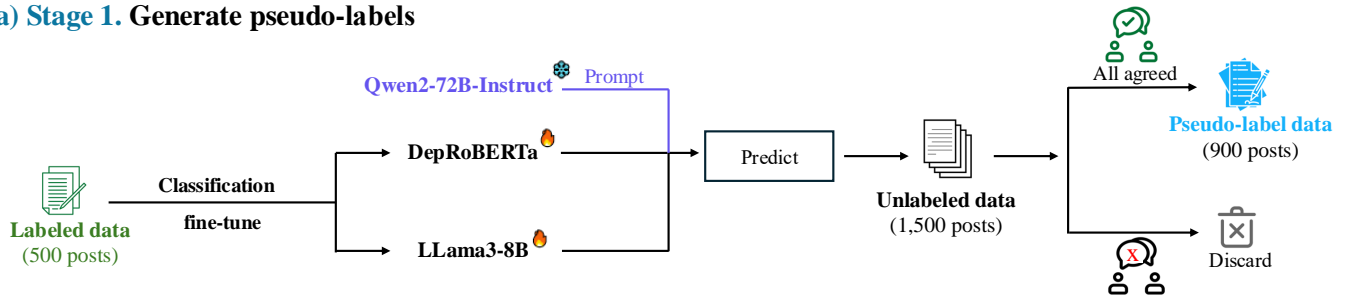
A. Deep learning approaches for text classification

In this section, we discuss three primary approaches to text classification: *Feature extraction*, *Classification fine-tuning*, and *Large Language Models (LLMs) via prompt engineering*.

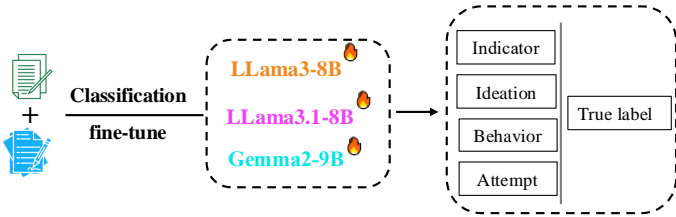
Feature extraction approaches begin with extracting features from the input text and then training a classifier for the downstream task. Some traditional methods such as *Word2Vec* [6] and *GloVe* [7] have been widely used. These methods represent words as high-dimensional vectors learned from word co-occurrence statistics. However, they often struggle to capture the complexities of language as they cannot capture the context in the input. Transformer-based models (*e.g.*, *BERT* [8], *LLaMA3* [4], *GPT-4* [9]), have recently become more commonly used as feature extractors due to their high performance [10]. These models, which were trained on large corpora of text, use attention mechanisms [11] to capture the context of words in a sentence. This enables them to understand the meaning of words in a specific context. The embeddings produced by the LLM’s pretrained parameters serve as input features for training traditional machine learning classifiers like *XGBoost* [12]. By freezing the LLM’s parameters during this process, we can leverage its ability to capture intricate linguistic patterns without the need for extensive fine-tuning. This hybrid approach combines the strengths of LLMs in feature extraction with the simplicity of traditional classifiers, offering an effective and efficient method for text classification.

Classification fine-tuning involves updating a model’s parameters on a specific dataset for a particular task. This is different from the feature extraction approach, where frozen language models are used to generate features for separate classifiers. Fine-tuning usually involves initializing the model’s weights with its pretrained weights. Subsequently, the final layer is replaced with a new randomly initialized linear layer (*i.e.*, classifier head) that maps the feature dimension to the number of classes. The model is then fine-tuned on a labeled dataset relevant to the target classification task.

a) Stage 1. Generate pseudo-labels



b) Stage 2. Classification fine-tune LLMs



c) Inference. Ensemble models

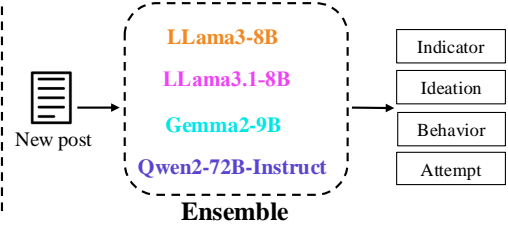


Fig. 1: An overview of our approach. (a) **pseudo-labels generation for unlabeled data.** We first use 500 labeled posts to fine-tune *DepRoBERTa* [5] and *Llama3-8B* [4] for the classification task. Then, we combine these models with *Qwen2-72B-Instruct* via prompting to annotate 1,500 posts in the unlabeled dataset. We keep only ≈ 900 posts for which all three models predict the same and combine these with the 500 labeled posts to form a new training set (Section IV-A). (b) **LLMs fine-tuning.** We then fine-tune *LLama3-8B*, *LLama3.1-8B*, and *Gemma2-9B* on the newly formed dataset with Macro Double Soft F1 loss (Section IV-B). (c) **Model Ensembling.** These fine-tuned models are combined with prompting *Qwen2-72B-Instruct* to create an ensemble model for classifying new user posts (Section IV-C).

This approach utilizes transfer learning, where the knowledge gained during pretraining on extensive text data is applied to the specific task at hand. Recent advancements have shown that fine-tuning can significantly improve the model’s ability to capture domain-specific language patterns, leading to enhanced accuracy and reliability in predictions [13]–[15]. Our approach involves fine-tuning pre-trained models on suicide datasets to better capture the nuances of suicidal thoughts, thus improving predictive performance. However, fine-tuning these large models can be challenging. To effectively fine-tune LLMs, efficient training techniques are necessary, such as Flash Attention [16] for faster attention computation with reduced memory requirements, bottleneck adapter layers for fine-tuning [17], LoRA [18] for decreasing parameter count using low-rank matrices, and Bitsandbytes for quantization to lower memory usage during training.

LLMs via prompt engineering have become a critical method for improving the capabilities of LLMs (e.g., *LLaMA3* [4], *GPT-4* [9]) across various downstream tasks [19]. In this approach, a *prompt* - that is, a task-specific instruction along with some examples (few-shot) and a question - can be directly input into LLMs to obtain a response for the question. This technique enhances the model’s effectiveness by utilizing in-context learning, without the need to modify the model parameters. To further enhance the reasoning ability of LLMs, Wang *et al.* introduced Self-Consistency, where a single LLM

generates multiple responses to a given question and then uses majority voting to determine the final answer [20]. Wei *et al.* introduced Chain-of-Thought (CoT), a method that employs a series of intermediate reasoning steps to reach the final answer. In another line of work, Du *et al.* organized multiple LLMs in a debate setting, where each LLM independently generates an initial response, and then communicates to reach a consensus on a final answer [21]. Meanwhile, Pham *et al.* removed the token sampling step from LLMs, allowing LLMs to debate more effectively through the raw transformer output embeddings [22]. Overall, these techniques have been effective in improving the performance of LLMs through the use of prompts in downstream tasks. In our approach, we utilize LLMs with few-shot CoT prompting to generate pseudo-labels for unlabeled data, aiding in the creation of a substantial training set for the fine-tuning phase.

B. Large Language Models for Mental Health Detection

Recent research has expanded the use of large language models (LLMs) for detecting mental health issues. Lan *et al.* proposed combining LLMs and traditional classifiers to integrate medical knowledge-guided features, achieving both high accuracy and explainability in depression detection [23]. Poswiata *et al.* introduced fine-tuning *RoBERTa* [24] on depression-related posts to achieve an effective depression detector [5]. Yang *et al.* introduced *MentalLLaMA* based on

LLaMA2 [25], for interpretable mental health analysis with instruction-following capability [26]. Arcan *et al.* provided a comprehensive evaluation of *LLaMA2* and *ChatGPT-4* for mental health tasks, revealing both the potential and limitations of LLM-based methods in this field [27]. There is another line of work in utilizing open-source LLMs to identify evidence in online posts that indicates the level of suicidal risks [28]. As for suicide detection, Li *et al.* proposed a new benchmark, consisting of fine-grained annotations of suicidal posts with BERT-based models [2]. Meanwhile, Qi *et al.* [29] presented another benchmark for Chinese social media datasets, assessing the performance of traditional models and Chinese LLMs such as *Chinese-LLaMa-2-7B* [30]. In this paper, we focus on using state-of-the-art LLMs under a limited labeled data setting to create an effective and reliable classifier for identifying suicidal content in English social media posts.

IV. LEVERAGING LARGE LANGUAGE MODELS FOR SUICIDE CLASSIFICATION WITH LIMITED LABELS

Given a user post (*i.e.*, text) T , our goal is to train a model that takes T as input to classify the suicide risk levels. Our method involves using Large Language Models (LLMs) with few-shot Chain-of-Thought prompting [31], and classification fine-tuning, as shown in Fig. 1. First, we generate pseudo-labels for unlabeled data to mitigate the issue of limited labeled data (Section IV-A). High-confidence pseudo-labels are retained and combined with the labeled data to create the training set. Next, we fine-tune some LLMs such as *Llama3-8B* [4], *Gemma2-9B* [32] using the new training set with Macro Double Soft F1 loss [33] (Section IV-B). Finally, we create an ensemble model using *Qwen2-72B-Instruct* [3] through prompting, along with the classification fine-tuned LLMs on the new dataset, resulting in a robust and high-performing suicide classifier (Section IV-C).

A. Generating pseudo-labels for unlabeled data

Annotation with LLMs via prompting. Large language models (LLMs) have shown impressive semantic understanding capabilities [34]. Research suggests they could potentially replace human annotators in some tasks [35], [36]. In this study, we leverage LLMs with prompting to generate pseudo-labels for 1,500 posts in the unlabeled dataset. We manually composed a set of six few-shot examples with Chain of Thought (CoT) for prompting, demonstrated in Fig. 2. Each example includes a user post, highlighted in green, followed by three questions corresponding to the three suicide risk levels: *Ideation*, *Behavior*, and *Attempt*. Each question is accompanied by a response, starting with a “Yes” or “No,” followed by an explanation. The final part of the exemplar compiles these responses into a collective answer, consisting of the three “Yes/No” answers from the questions.

When a new post is introduced, which replaces the placeholder, highlighted in orange (as shown in Fig. 2), the LLM is expected to generate a response in the same format as the exemplar, including three questions, three corresponding

User Post 1: *High school counselors suck. I can't stop thinking about how when my old high school found out I was suicidal I got sent to the principals office, and she pulled up my failing grades and was like mm yea your grades are bad. Like what the hell ... it was 4 years ago but like*

Analysis:

Q1: Does the writer have explicit suicidal expression of themselves (either in the past or current)

A1: Yes, the writer explicitly expresses having been suicidal in the past (“when my old high school found out I was suicidal”)

Q2: Does the writer have a plan to commit suicide or engage in self-harming behaviors

A2: No, the writer does not mention any current plans to commit suicide or self-harm.

Q3: Does the writer have historic suicide attempts

A3: No, the post does not mention any historical suicide attempts.

Collect answers from the analysis: Yes, No, No

User Post 2:

.....

New User Post: *INPUT POST PLACEHOLDER*

Fig. 2: **Prompt template with few-shot examples using Chain-of-Thought prompting.** Each example consists of a user post followed by three questions corresponding to the three suicide risk levels: *Ideation*, *Behavior*, and *Attempt*. For each question in the example, a sample response is provided. The final part is used to collect the *Yes/No* answers from the three responses.

answers, and a compiled final answer, all within the dashed box (Fig. 2).

The final classification is determined by interpreting the compiled responses from the LLM, parsed in reverse order - from right to left. These answers correspond to *Attempt*, *Behavior*, and *Ideation*, respectively. The classification is assigned based on the first “Yes” encountered. For example, if the collected answer is {*Yes, Yes, No*}, the post is labeled as *Behavior*. If none of the responses in the collected answer is “Yes,” the post is classified as *Indicator* (*i.e.*, indicating no explicit expression regarding suicide). One advantage of using prompting LLMs is that the labels are interpretable by humans. By prompting the LLM to answer smaller questions, we can verify the reasoning behind the model’s predictions. For example, in Fig. 2, the model believes that the writer has expressed explicit suicidal thoughts because of the phrase “when my old high school found out I was suicidal.”

Through error analysis of the annotation results, we observed that some posts involved writers who had previously attempted suicide but then expressed a desire to continue living and move forward. LLMs may misinterpret the overall context of these posts, leading to incorrect annotations as *Attempts*. To address this issue, we introduced an additional prompt specifically for posts initially labeled as *Attempts* at the initial round. The prompt template is illustrated in Fig. 3. This

Does the writer say he/she has moved on from suicidal thoughts, such as happy being alive or having a reason to live now? Answer yes or no, and explain.

User Post 1: *One of these days I'll finally do it. I'm not afraid of killing myself anymore I've done it many times and I figured out how to properly hang myself but at the moment there is too much potential interference. I'll break killing myself regardless. I just wish I could die in my sleep instead. Maybe I'll get lucky and increase my chances of corona if I start cutting again.*

Answer: No. The writer does not express that they have moved on from suicidal thoughts. Instead, they discuss their intent to eventually follow through with suicide and mention potential methods, including hanging and self-harm.

User post 2:

.....

New User Post: *INPUT POST PLACEHOLDER*

Fig. 3: **Prompt template to assess whether the writer mentions moving on from suicide thoughts or attempts.** First, an instruction is provided to guide the LLM on the task, highlighted in blue. Following this, a set of few-shot exemplars is presented. Each exemplar includes a user post followed by the corresponding answer. When a new post, highlighted in orange, replaces the placeholder, the LLM is expected to generate an answer based on the context of the post, indicating whether the writer mentions moving on.

prompt checks whether the writer mentions moving on from suicidal thoughts or attempts, such as feeling happy to be alive or having found a reason to live. If the answer generated by LLM is “Yes,” we modify the original answers by flipping the last answer corresponding to *Attempt* to “No.” For example, if LLMs initially predict a post as {*Yes, No, Yes*} and the writer mentions moving on, we change the last “Yes” for *Attempts* to “No”. The refined answers then become {*Yes, No, No*}, and the post would be re-annotated as *Ideation*.

We employ *Qwen2-72B-Instruct*¹ to generate pseudo-label for the unlabeled posts, as it is one of the performant open-source models with an extended context window of up to 128K tokens [3]. We use greedy-decoding (*i.e.*, choosing the highest probability output at each step of the sequence generation) and set the maximum length of the generated tokens to 1024. We also experiment with other LLMs, such as *LLaMA3* [4] and *Mistral* [37], [38] family models, refer to Table VII and Section VI for further discussion.

Annotation with classification fine-tuning. To reduce noisy labels during the labeling process, we utilize multiple models for annotating the labels rather than relying solely on a single model. This ensures a more clean set of annotations, which is particularly important when dealing with complex and sensitive topics such as suicide risk.

To this end, we use 500 labeled posts to fine-tune two different classes of transformer-based models: an Encoder-only

TABLE III: **Distribution of suicide risk level annotation of 1,402 labeled training set, consisting of 500 original labeled posts and 902 pseudo-labeled posts.**

Class	Number of posts	Percent Proportion (%)
Indicator	540	38.5
Ideation	500	35.7
Behaviour	286	20.4
Attempt	76	5.4

model and a Decoder-only model. For the former, we utilize *DepRoBERTa*, the winning solution for the Shared Task on Detecting Signs of Depression from Social Media Text at LT-EDI-ACL2022 [5]. Based on *RoBERTa* [24], *DepRoBERTa* was further fine-tuned on user posts with different depression levels. Since depression and suicide are closely correlated, *DepRoBERTa* serves as a promising starting point for the suicide prediction task. For the latter, we fine-tune *Llama3-8B* [4]. More details on how these models are fine-tuned are discussed in Section IV-B.

Combining models to generate training dataset. We use a combination of *Qwen2-72B-Instruct*, along with fine-tuned *DepRoBERTa* and *Llama3-8B* models on the 500 labeled posts to generate pseudo-labels for unlabeled data, as depicted in Fig. 1(a), rightmost. Specifically, we only kept posts for which all three models predicted the same labels, and discarded the rest in case of disagreement. By doing so, we retain only high-confidence pseudo-labels, which allow us to reduce model-specific biases, resulting in a cleaner dataset for fine-tuning later on. Refer to Section VI for more discussion. After labeling 1,500 posts, we keep only 902 posts with pseudo-labels. These posts, combined with the 500 labeled dataset, form the training set of 1,402 posts. Statistics for the four annotated suicide risk labels from the combined dataset are outlined in Table III.

B. Fine-tuning Large Language Models for suicide classification

After forming the new training set from Section IV-A, we fine-tune several LLMs on these 1,402 posts. From Section IV-A, we observed that *LLaMA3* outperformed *DepRoBERTa* when fine-tuned on the 500 labeled posts. As a result, we decide to focus on fine-tuning *LLaMA* [4] for this stage. To enhance the diversity of the results for the ensemble model later on, we also conduct fine-tuning on *Gemma2* [32]. Specifically, we fine-tune three different models: *Llama3-8B*, *Llama3.1-8B*, and *Gemma2-9B*, as shown in Fig. 1(b).

Setting for 5-fold cross-validation. Although we have 1,402 labeled posts available, we only use 500 original labeled data annotated by experts for validation to ensure accuracy. To utilize all 500 well-annotated posts, we use 5-fold cross-validation training. When one fold is used for evaluation, the remaining four folds, along with 902 pseudo-labeled posts, are combined for training. These folds are stratified to maintain the initial suicide risk level proportions.

¹<https://huggingface.co/Qwen/Qwen2-72B-Instruct>

After training five cross-validation models, we collect the prediction for a new test set as follows. Let $c \in \{0, 1, 2, 3\}$ represent the class index, and $\mathbf{m}^{(i)} \in \mathbb{R}^4$ be the probability output of the i -th cross-validation model given a user post T . We average the probability outputs of all five models to obtain the final probability output $\mathbf{p} \in \mathbb{R}^4$ (E.q 2). Next, we select the class corresponding to the index with the highest probability, denoted as c^* (E.q 3), as the final prediction.

$$\mathbf{p} = \frac{1}{5} \sum_{i=1}^5 \mathbf{m}^{(i)} \quad (2)$$

$$c^* = \arg \max_c \mathbf{p}_c \quad (3)$$

LoRA classification Fine-tuning. In the fine-tuning process, the model’s weights are initialized with its pretrained weights. After that, the final layer is replaced with a new linear layer that is randomly initialized and maps the feature dimension to the number of classes, which is 4 in this case. We fine-tune each model using a single NVIDIA RTX with 48GB RAM for 20 epochs and a batch size of 1. To account for the small batch size, we set grad accumulation to 16. The AdamW optimizer [39] is used to train the models. For the learning rate, we apply a random search in the range of $1e-6$ to $1e-4$. Additionally, we use a weight decay of 0.1 to the weight parameters to mitigate overfitting. To efficiently fine-tune large language models (LLMs), we employ LoRA [18] to reduce the parameter count via low-rank matrices. The dimension of the low-rank matrices lor_r is set at 16, whereas lor_α is set to 8. We only apply LoRA fine-tune on $q_{\text{proj}}, k_{\text{proj}}, v_{\text{proj}}$ and o_{proj} layers, with a dropout of 0.05. Besides LoRA, we employ other efficient training techniques such as Flash Attention [16] for faster attention computation with reduced memory requirements and Bitsandbytes² for quantization to decrease memory usage during training.

Due to computational constraints, we limit the maximum number of tokens for each post to 2,500 tokens. This is chosen to cover the majority of posts without losing significant information, as demonstrated in Fig. 7b and Fig. 7c. If a post exceeds this limit, we remove the middle portion, as prior work observed that the beginning and end of posts usually contain important information for text analysis [40], [41].

After fine-tuning for 20 epochs, we select the model checkpoint with the highest F1 Score on the validation set as the final classifier.

Loss function. Since F1 Score is computed via precision and recall, it is not differentiable. To directly optimize the F1 score, we use Macro Double Soft F1, introduced by [33], as our loss function. The idea is to make F1-score differentiable by modifying its computation. Specifically, *True Positives*, *False Positives*, and *False Negatives* are derived from a continuous sum of likelihood values using probabilities, eliminating the need for thresholds. We found that optimizing with this loss

²<https://huggingface.co/docs/transformers/v4.44.2/quantization/bitsandbytes>

Algorithm 1: Pseudo code of Macro Double Soft F1 Loss [33] in Pytorch

```

Parameters:
  y: one-hot vector of true labels, shape
    (batch size, num classes)
  logits: raw predictions, shape (batch size,
    num classes)

# Convert true labels to float
y = y.float()
# Pass logits to sigmoid
y_hat = F.sigmoid(logits.float())
# Compute true positives, false positives,
  false negatives, and true negatives
tp = torch.sum(y_hat * y, dim=0)
fp = torch.sum(y_hat * (1 - y), dim=0)
fn = torch.sum((1 - y_hat) * y, dim=0)
tn = torch.sum((1 - y_hat) * (1 - y), dim=0)
# Calculate soft F1 scores for class 1 and
  class 0, small epsilon prevents divided by
  zero
soft_f1_class1 = 2 * tp / (2 * tp + fn + fp +
  1e-16)
soft_f1_class0 = 2 * tn / (2 * tn + fn + fp +
  1e-16)
# Calculate losses for both classes
cost_class1 = 1 - soft_f1_class1
cost_class0 = 1 - soft_f1_class0
# Compute loss
cost = 0.5 * (cost_class1 + cost_class0)
soft_f1_loss = torch.mean(cost)
# Return the f1 loss
Return soft_f1_loss

```

function in our experiment data gains some performance boost compared with other common choices such as Cross Entropy (Table VI). Algorithm 1 shows the pseudo-code of the loss.

C. Ensemble Model for a robust and performant classifier

Ensemble modeling has been shown to significantly improve the accuracy and reliability of predictions (e.g., [5], [41]–[43]). In the same spirit, we create an ensemble model by using majority voting of class predictions from some individual models. Let C be the set of all classes ($C = \{\text{Indicator}, \text{Ideation}, \text{Behaviour}, \text{Attempt}\}$), m_i be the class prediction of model i ($m_i \in C$), $w_i \in \mathbb{R}$ be the ensemble weight of model i , and n denote the number of models to ensemble. The weighted majority voting p over all prediction m_i is defined as follows:

$$\arg \max_p \sum_{i=1}^n w_i \cdot \mathbb{1}(m_i = p) \quad (4)$$

Our ensemble model consisting of five individual models: *Qwen2-72B-Instruct* via prompting, and four fine-tuned large language models (LLMs) - *Llama3-8B* (with two variants differing in hyperparameters, denoted as *Llama3-8B 1* and *Llama3-8B 2*), *Llama3.1-8B*, and *Gemma2-9B*, as shown in Fig. 1(c). From 500 labeled data, we assign the ensemble weight w_i to the models, with a weight of 2 for *Qwen2-72B-Instruct*, and a weight of 1 for the other four models. This means that the prediction of *Qwen2-72B-Instruct* counts twice, whereas all other models count once. The final prediction p is determined through a weighted majority voting over the

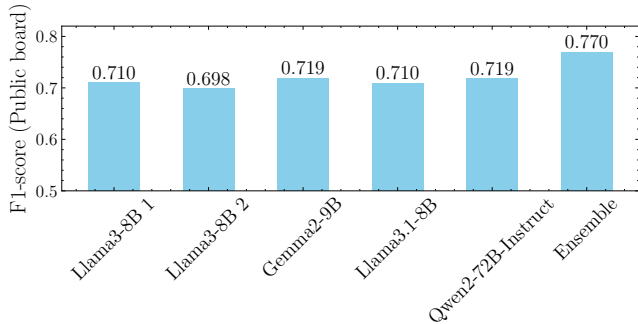


Fig. 4: **Comparison of F1 Scores for our models on the Public Board Test Set.** The ensemble model shows its robustness and significantly outperforms the individual models, demonstrating an improvement of approximately 5% points in the F1 Score on the new test set.

TABLE IV: **Comparison of Accuracy and F1 Scores for our models in the 5-fold cross-validation.** The ensemble model outperformed the individual models in both accuracy and F1 score, with improvements of around 1 – 4% in accuracy and 0.01 – 0.04 in the F1 Score.

Model	Accuracy (%)	F1 Score
Llama3-8B 1	77.0 ± 2.3	0.762 ± 0.030
Llama3-8B 2	77.4 ± 3.1	0.771 ± 0.032
Gemma2-9B	80.6 ± 2.1	0.805 ± 0.023
Llama3.1-8B	79.0 ± 2.4	0.789 ± 0.025
Qwen2-72B-Instruct	77.4 ± 2.9	0.772 ± 0.029
Ensemble	81.2 ± 2.3	0.811 ± 0.023

five models as illustrated in Eq. 4. This ensemble approach combines the strengths of each individual model to create a more performant and robust classifier, as demonstrated and discussed in Section V and Section VI.

V. RESULTS

Table IV presents a comparison of the average accuracy and F1 scores, along with their standard deviations, for our models using 5-fold cross-validation. We can observe the ensemble model outperforms the five individual models. Specifically, *Llama3-8B* and *Qwen2-72B-Instruct* achieve approximately 77% accuracy, while *Gemma2-9B* and *LLaMA3.1-8B* score 79 – 80% accuracy. The ensemble model achieves the highest accuracy at 81.2%. Similarly, the ensemble model also attained the highest F1 score of 0.811, compared to 0.76 – 0.80 for the individual models.

Fig. 4 presents the comparison of F1 Scores for our models on the test set from the Public Board of the competition. It is noticeable that the F1 scores in the test set are lower than those in the validation set. This discrepancy may be attributed to the differences in label distribution between the two datasets. That said, the ensemble model demonstrates strong robustness and still performs well on the test set. Specifically, the ensemble model achieves the highest F1 score on the test set at 0.770, significantly better than any individual model by 5% points.

TABLE V: **Accuracy of each model in Stage 1 when trained on 5-fold cross-validation on 500 labeled posts.** The combined agreement of all models (*All agreement*) results in a higher accuracy of 88.5%, showing its effectiveness in reducing the noise in the labeling process, at the cost of reduced data coverage of 64.6%.

Model	Accuracy (%)	Data Cover (%)
Llama3-8B	74.9	100.0
DepRoBERTa	69.6	100.0
Qwen2-72B-Instruct	77.4	100.0
All agreement	88.5	64.6

TABLE VI: **Comparison of different choices of loss functions.** We report accuracy and F1 Scores on 5-fold cross-validation when training *Llama3-8B* (*Stage 2*).

Model	Accuracy (%)	F1 Score
Macro Double Soft F1 [33]	77.4 ± 3.1	0.771 ± 0.032
Cross Entropy	76.0 ± 2.7	0.760 ± 0.029

VI. ANALYSIS AND DISCUSSION

Using model agreement in Stage 1 reduces the noise in the labeling process. Table V shows the accuracy of each model in *Stage 1* when trained on 5-fold cross-validation with 500 labeled posts. Each individual model achieved an accuracy below 78%. Combining the agreement of all three models boosts the accuracy to 88.5%, at the cost of smaller data coverage, with only 64.6% of the posts being predicted. This demonstrates the effectiveness of using three models to reduce noise when generating pseudo-labels, illustrated in Fig. 1(a).

Ablation on Loss functions. Table VI compares the accuracy and F1 scores obtained from 5-fold cross-validation when training *Llama3-8B* (*Stage 2*) using different loss functions. The results show that Macro Double Soft F1 outperforms Cross Entropy in accuracy and F1 score in this experiment. Specifically, Macro Double Soft F1 achieves a higher accuracy of 77.4% and an F1 score of 0.771, while these metrics are lower for Cross Entropy, at 76.0% and 0.760, respectively.

Impact of different LLMs on prompting performance.

TABLE VII: **Comparison of LLMs with prompting on 500 labeled posts.** *Qwen2-72B-Instruct*, the largest model evaluated, outperforms the smaller models.

Model	Accuracy (%)	F1 Score
Qwen2-7B-Instruct [3]	50.0	0.469
Mistral-7B-Instruct-v0.3 [37]	57.0	0.591
Llama3-8B [4]	48.0	0.419
Llama3-8B-Instruct [4]	55.0	0.503
Mixtral-8x22B [38]	60.0	0.594
Llama3-70B-Instruct [4]	69.4	0.693
Llama3-70B [4]	74.2	0.741
Qwen2-72B-Instruct [3]	77.4	0.772

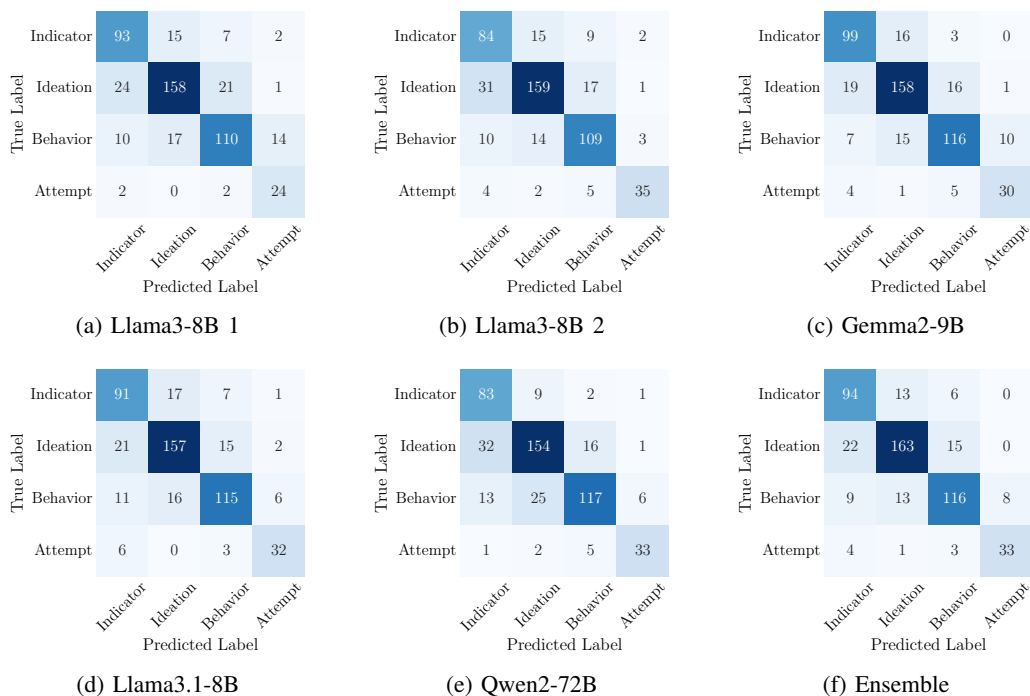


Fig. 5: **Confusion Matrices of the models on 500 original labeled posts.** The matrices show that each of the models performs reasonably well. *Ensemble* (f) outperforms individual models, with the main improvement coming from *Ideation* class.

TABLE VIII: **Classification Report of the ensemble model.**

The model achieves a weighted F1 Score of 0.81, indicating consistent performance across all classes

Class	Precision	Recall	F1 Score
Indicator	0.83	0.73	0.78
Ideation	0.81	0.86	0.84
Behavior	0.79	0.83	0.81
Attempts	0.80	0.80	0.80
Accuracy			0.81
Macro avg	0.81	0.81	0.81
Weighted avg	0.81	0.81	0.81

Table VII presents a comparison of the accuracy and F1 scores across LLMs with prompting on 500 labeled posts. We observe that larger models generally achieve higher performance metrics. Specifically, the largest model evaluated, *Qwen2-72B-Instruct*, with 72 billion parameters, attains the highest accuracy of 77.4% and an F1 score of 0.772, demonstrating superior understanding and classification capability compared to smaller models. Following closely are *Llama3-70B* and *Llama3-70B-Instruct*, with accuracies of 74.2% and 69.4% and F1 scores of 0.741 and 0.693, respectively. Conversely, smaller models such as *Qwen2-7B-Instruct* and *Llama3-8B* demonstrate lower performance. Among relatively small models, *Mistral-7B-Instruct-V03* exhibits the highest performance, nearly on par with *Mixtral-8x22B*, a mixture of eight experts with 39B active parameters out of 141B parameters.

Correlation Between Model Predictions. As seen in Fig. 4,

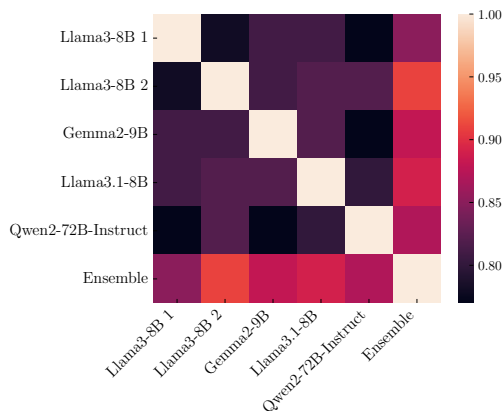


Fig. 6: **Correlation Between Model Predictions on 500 labeled Data.** The predictions of individual models show a relatively low correlation with each other. This low correlation is a desirable attribute, as it typically leads to improved performance and robustness for the ensemble model.

the ensemble model shows its robustness when tested on a new dataset. To gain further insight, we compared the correlation between the predictions of the models, as illustrated in Fig. 6. Creating an effective ensemble model requires not only high performance, but also diversity in the individual models. When these models have low correlation, it helps to reduce the risk of overfitting some parts of the data, leading to better generalization. The results show that the individual models produce diverse predictions with relatively low correlation, contributing

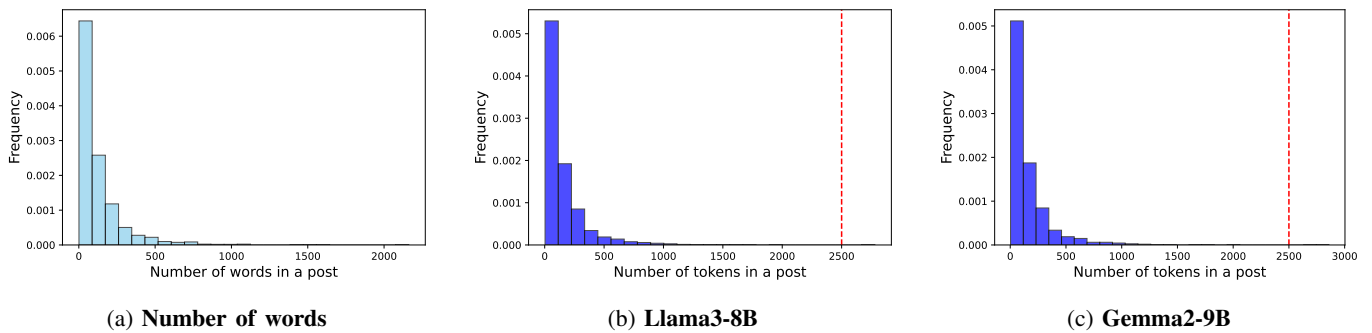


Fig. 7: **Distribution of the number of words/tokens in a post for 2,000 posts in the dataset.** (a) **Distribution of the number of words in a post.** Most posts have fewer than 2000 words. (b) and (c) **Distribution of the number of tokens in a post for the Llama-8B and Gemma2-9B models.** In both models, only 2 out of 2,000 posts exceed 2,500 tokens. The red dashed line represents the 2,500-token cut-off threshold.

to better generalization in the ensemble’s performance.

Confusion Matrices of the classification results. Fig. 5 presents the confusion matrices for the individual and ensemble models’ classification of the 500 labeled posts. We observe each of the individual models performs reasonably well. However, ensemble model outperforms individual models, achieving accuracies of 72.9%, 85.6%, 82.9%, and 80.5% for the *Indicator*, *Ideation*, *Behavior*, and *Attempt* categories, respectively, with the main improvement coming from *Ideation* class. Despite these improvements, the ensemble model struggles with the *Indicator* category, which has the highest rate of misclassification. Specifically, 22 out of 129 *Indicator* posts were incorrectly classified as *Ideation*, likely due to an oversensitivity to certain features in the individual models.

Classification Report of ensemble model. Table VIII shows the precision, recall, and F1 Score of the ensemble model on the 500 labeled posts. We can observe that the *Ideation* category has the highest recall, at 0.86. Both *Behavior* and *Attempts* show balanced precision and recall, with both around 0.80. Overall, the model achieves a weighted F1 Score of 0.81, indicating consistent performance across all classes.

Distributions of the number of tokens in a post. Fig. 7(a) shows the distribution of the number of words in a post for 2,000 training data samples. We can see that most posts contain fewer than 2,000 words. Fig. 7(b) and Fig. 7(c) present the distribution of the number of tokens in a post for *Llama3-8B* and *Gemma2-9B*, respectively. The figures reveal that the majority of posts have fewer than 2,500 tokens. In both models, only 2 out of the 2,000 posts exceed 2,500 tokens.

Among 47 registered teams, our solution achieved a score of 75.436 - the highest score on overall evaluation, based on *model performance* (6-th on the private board with an F1 score of 0.7312), *approach innovation*, and *report quality*.

VII. CONCLUSION

This study introduces a new method for identifying suicidal content on social media by using Large Language Models

(LLMs) along with traditional fine-tuning techniques. By creating pseudo-labels through LLM prompting and fine-tuning models, we tackle the issue of having limited annotated datasets. We then build an ensemble method, utilizing models like prompting *Qwen2-72B-Instruct*, and fine-tuned *Llama3-8B* and *Gemma2-9B*, which shows significant improvements in detection accuracy and robustness. The results from the Suicide Ideation Detection on Social Media Challenge validate the effectiveness of our approach, providing a promising solution for early suicide risk identification on social platforms.

However, our work has some limitations. The ensemble model, particularly *Qwen2-72B-Instruct*, requires a substantial amount of time for inference due to its large size, which poses challenges for real-time deployment. To mitigate this, smaller distillation models [44] could offer a more practical solution. Additionally, enhancing suicide detection using LLMs would benefit from better prompt engineering by domain experts. Breaking prompts into smaller, more detailed questions can help guide LLMs more effectively and interoperably. Another promising direction for future research is the integration of visual data (*i.e.*, images and video), commonly found in user posts, which may require multimodal LLMs.

REFERENCES

- [1] WHO, “Suicide,” <https://www.who.int/news-room/fact-sheets/detail/suicide>, 2023, accessed: 2024-08-22.
- [2] J. Li, X. Chen, Z. Lin, K. Yang, H. V. Leong, N. X. Yu, and Q. Li, “Suicide risk level prediction and suicide trigger detection: A benchmark dataset,” *HKIE Transactions Hong Kong Institution of Engineers*, vol. 29, no. 4, pp. 268–282, 2022.
- [3] A. Yang, B. Yang, B. Hui, B. Zheng, B. Yu, C. Zhou, C. Li, C. Li, D. Liu, F. Huang *et al.*, “Qwen2 technical report,” *arXiv preprint arXiv:2407.10671*, 2024.
- [4] A. Dubey, A. Jauhri, A. Pandey, A. Kadian, A. Al-Dahle, A. Letman, A. Mathur, A. Schelten, A. Yang, A. Fan *et al.*, “The llama 3 herd of models,” *arXiv preprint arXiv:2407.21783*, 2024.
- [5] R. Poświata and M. Perelkiewicz, “OPI@LT-EDI-ACL2022: Detecting signs of depression from social media text using RoBERTa pre-trained language models,” in *Proceedings of the Second Workshop on Language Technology for Equality, Diversity and Inclusion*. Dublin, Ireland: Association for Computational Linguistics, May 2022, pp. 276–282. [Online]. Available: <https://aclanthology.org/2022.ltedi-1.40>
- [6] T. Mikolov, “Efficient estimation of word representations in vector space,” *arXiv preprint arXiv:1301.3781*, 2013.

- [7] J. Pennington, R. Socher, and C. Manning, “GloVe: Global vectors for word representation,” in *Proceedings of the 2014 Conference on Empirical Methods in Natural Language Processing (EMNLP)*. Doha, Qatar: Association for Computational Linguistics, Oct. 2014, pp. 1532–1543. [Online]. Available: <https://aclanthology.org/D14-1162>
- [8] J. Devlin, M.-W. Chang, K. Lee, and K. Toutanova, “BERT: Pre-training of deep bidirectional transformers for language understanding,” in *Proceedings of the 2019 Conference of the North American Chapter of the Association for Computational Linguistics: Human Language Technologies, Volume 1 (Long and Short Papers)*. Minneapolis, Minnesota: Association for Computational Linguistics, Jun. 2019, pp. 4171–4186. [Online]. Available: <https://aclanthology.org/N19-1423>
- [9] OpenAI, “GPT-4 technical report,” *arXiv preprint arXiv:2303.08774*, 2023.
- [10] N. Muennighoff, N. Tazi, L. Magne, and N. Reimers, “MTEB: Massive text embedding benchmark,” in *Proceedings of the 17th Conference of the European Chapter of the Association for Computational Linguistics*. Dubrovnik, Croatia: Association for Computational Linguistics, May 2023, pp. 2014–2037. [Online]. Available: <https://aclanthology.org/2023.eacl-main.148>
- [11] A. Vaswani, “Attention is all you need,” *Advances in Neural Information Processing Systems*, 2017.
- [12] T. Chen and C. Guestrin, “Xgboost: A scalable tree boosting system,” in *Proceedings of the 22nd acm sigkdd international conference on knowledge discovery and data mining*, 2016, pp. 785–794.
- [13] V. B. Parthasarathy, A. Zafar, A. Khan, and A. Shahid, “The ultimate guide to fine-tuning llms from basics to breakthroughs: An exhaustive review of technologies, research, best practices, applied research challenges and opportunities,” *arXiv preprint arXiv:2408.13296*, 2024.
- [14] J. Howard and S. Ruder, “Universal language model fine-tuning for text classification,” in *Proceedings of the 56th Annual Meeting of the Association for Computational Linguistics (Volume 1: Long Papers)*. Melbourne, Australia: Association for Computational Linguistics, Jul. 2018, pp. 328–339. [Online]. Available: <https://aclanthology.org/P18-1031>
- [15] J. Lee, W. Yoon, S. Kim, D. Kim, S. Kim, C. H. So, and J. Kang, “Biobert: a pre-trained biomedical language representation model for biomedical text mining,” *Bioinformatics*, no. 4, pp. 1234–1240, 2020.
- [16] T. Dao, D. Y. Fu, S. Ermon, A. Rudra, and C. Re, “Flashattention: Fast and memory-efficient exact attention with IO-awareness,” in *Advances in Neural Information Processing Systems*, 2022. [Online]. Available: <https://openreview.net/forum?id=H4DqfPSibmx>
- [17] N. Houlsby, A. Giurgiu, S. Jastrzebski, B. Morrone, Q. De Laroussilhe, A. Gesmundo, M. Attariyan, and S. Gelly, “Parameter-efficient transfer learning for nlp,” in *International conference on machine learning*. PMLR, 2019, pp. 2790–2799.
- [18] E. J. Hu, Y. Shen, P. Wallis, Z. Allen-Zhu, Y. Li, S. Wang, L. Wang, and W. Chen, “LoRA: Low-rank adaptation of large language models,” in *International Conference on Learning Representations*, 2022. [Online]. Available: <https://openreview.net/forum?id=nZeVKeeFYf9>
- [19] P. Sahoo, A. K. Singh, S. Saha, V. Jain, S. Mondal, and A. Chadha, “A systematic survey of prompt engineering in large language models: Techniques and applications,” *arXiv preprint arXiv:2402.07927*, 2024.
- [20] X. Wang, J. Wei, D. Schuurmans, Q. V. Le, E. H. Chi, S. Narang, A. Chowdhery, and D. Zhou, “Self-consistency improves chain of thought reasoning in language models,” in *The Eleventh International Conference on Learning Representations*, 2023. [Online]. Available: <https://openreview.net/forum?id=1PLINIMMrw>
- [21] Y. Du, S. Li, A. Torralba, J. B. Tenenbaum, and I. Mordatch, “Improving factuality and reasoning in language models through multiagent debate,” *arXiv preprint arXiv:2305.14325*, 2023.
- [22] C. Pham, B. Liu, Y. Yang, Z. Chen, T. Liu, J. Yuan, B. A. Plummer, Z. Wang, and H. Yang, “Let models speak ciphers: Multiagent debate through embeddings,” in *International Conference on Learning Representations (ICLR)*, 2024.
- [23] X. Lan, Y. Cheng, L. Sheng, C. Gao, and Y. Li, “Depression detection on social media with large language models,” *arXiv preprint arXiv:2403.10750*, 2024.
- [24] Y. Liu, “Roberta: A robustly optimized bert pretraining approach,” *arXiv preprint arXiv:1907.11692*, 2019.
- [25] H. Touvron, L. Martin, K. Stone, P. Albert, A. Almahairi, Y. Babaei, N. Bashlykov, S. Batra, P. Bhargava, S. Bhosale *et al.*, “Llama 2: Open foundation and fine-tuned chat models,” *arXiv preprint arXiv:2307.09288*, 2023.
- [26] K. Yang, T. Zhang, Z. Kuang, Q. Xie, J. Huang, and S. Ananiadou, “Mentallama: interpretable mental health analysis on social media with large language models,” in *Proceedings of the ACM on Web Conference 2024*, 2024, pp. 4489–4500.
- [27] M. Arcan, P.-D. Niland, and F. Delahunty, “An assessment on comprehending mental health through large language models,” *arXiv preprint arXiv:2401.04592*, 2024.
- [28] J. Chim, A. Tsakalidis, D. Gkoumas, D. Atzil-Slonim, Y. Ophir, A. Zirikly, P. Resnik, and M. Liakata, “Overview of the clpsych 2024 shared task: Leveraging large language models to identify evidence of suicidality risk in online posts,” in *Proceedings of the 9th Workshop on Computational Linguistics and Clinical Psychology (CLPsych 2024)*, 2024, pp. 177–190.
- [29] H. Qi, Q. Zhao, C. Song, W. Zhai, D. Luo, S. Liu, Y. J. Yu, F. Wang, H. Zou, B. X. Yang, J. Li, and G. Fu, “Evaluating the efficacy of supervised learning vs large language models for identifying cognitive distortions and suicidal risks in chinese social media,” 2023.
- [30] Y. Cui, Z. Yang, and X. Yao, “Efficient and effective text encoding for chinese llama and alpaca,” *arXiv preprint arXiv:2304.08177*, 2023.
- [31] J. Wei, X. Wang, D. Schuurmans, M. Bosma, F. Xia, E. Chi, Q. V. Le, D. Zhou *et al.*, “Chain-of-thought prompting elicits reasoning in large language models,” *Advances in Neural Information Processing Systems*, vol. 35, pp. 24 824–24 837, 2022.
- [32] G. Team, M. Riviere, S. Pathak, P. G. Sessa, C. Hardin, S. Bhupatiraju, L. Hussenot, T. Mesnard, B. Shahriari, A. Ramé *et al.*, “Gemma 2: Improving open language models at a practical size,” *arXiv preprint arXiv:2408.00118*, 2024.
- [33] Ashref Maiza, “Multi label soft f1,” <https://github.com/ashrefm/multi-label-soft-f1>, 2019, accessed: 2024-08-30.
- [34] J. Achiam, S. Adler, S. Agarwal, L. Ahmad, I. Akkaya, F. L. Aleman, D. Almeida, J. Altenschmidt, S. Altman, S. Anadkat *et al.*, “Gpt-4 technical report,” *arXiv preprint arXiv:2303.08774*, 2023.
- [35] C. Ziems, W. Held, O. Shaikh, J. Chen, Z. Zhang, and D. Yang, “Can large language models transform computational social science?” *Computational Linguistics*, vol. 50, no. 1, pp. 237–291, Mar. 2024. [Online]. Available: <https://aclanthology.org/2024.cl-1.8>
- [36] B. Yuan, Y. Chen, Y. Zhang, and W. Jiang, “Hide and seek in noise labels: Noise-robust collaborative active learning with LLMs-powered assistance,” in *Proceedings of the 62nd Annual Meeting of the Association for Computational Linguistics (Volume 1: Long Papers)*. Bangkok, Thailand: Association for Computational Linguistics, Aug. 2024, pp. 10 977–11 011. [Online]. Available: <https://aclanthology.org/2024.acl-long.592>
- [37] A. Jiang, A. Sablayrolles, A. Mensch, C. Bamford, D. Chaplot, D. de las Casas, F. Bressand, G. Lengyel, G. Lample, L. Saulnier *et al.*, “Mistral 7b (2023),” *arXiv preprint arXiv:2310.06825*, 2023.
- [38] A. Q. Jiang, A. Sablayrolles, A. Roux, A. Mensch, B. Savary, C. Bamford, D. S. Chaplot, D. d. l. Casas, E. B. Hanna, F. Bressand *et al.*, “Mixtral of experts,” *arXiv preprint arXiv:2401.04088*, 2024.
- [39] I. Loshchilov and F. Hutter, “Decoupled weight decay regularization,” in *International Conference on Learning Representations*, 2019. [Online]. Available: <https://openreview.net/forum?id=Bkg6RiCqY7>
- [40] C. Sun, X. Qiu, Y. Xu, and X. Huang, “How to fine-tune bert for text classification?” in *Chinese computational linguistics: 18th China national conference, CCL 2019, Kunming, China, October 18–20, 2019, proceedings 18*. Springer, 2019, pp. 194–206.
- [41] E. Garcia, J. Gomes, A. F. Barbosa Junior, C. H. B. d. A. Borges, and N. F. F. da Silva, “DeepLearningBrasil@LT-EDI-2023: Exploring deep learning techniques for detecting depression in social media text,” in *Proceedings of the Third Workshop on Language Technology for Equality, Diversity and Inclusion*. Varna, Bulgaria: INCOMA Ltd., Shoumen, Bulgaria, Sep. 2023, pp. 272–278. [Online]. Available: <https://aclanthology.org/2023.ltedi-1.42>
- [42] C. Pham, V. Pham, and T. Dang, “Solar flare prediction using two-tier ensemble with deep learning and gradient boosting machine,” in *2019 IEEE International Conference on Big Data (Big Data)*, 2019, pp. 5844–5853.
- [43] C. Pham, V. Pham, and T. Dang, “Graph adversarial attacks and defense: An empirical study on citation graph,” in *2020 IEEE International Conference on Big Data (Big Data)*, 2020, pp. 2553–2562.
- [44] S. Muralidharan, S. T. Sreenivas, R. Joshi, M. Chochowski, M. Patwary, M. Shoeybi, B. Catanzaro, J. Kautz, and P. Molchanov, “Compact language models via pruning and knowledge distillation,” *arXiv preprint arXiv:2407.14679*, 2024.