

Robotics Meets Software Engineering: A First Look at the Robotics Discussions on StackOverflow

Hisham Kidwai
SQM Research Lab, Computer Science
University of Manitoba
Winnipeg, Canada
Email: kidwaih1@myumanitoba.ca

Danika Passler Bates
HCI Lab, Computer Science
University of Manitoba
Winnipeg, Canada
Email: passlerd@myumanitoba.ca

Sujana Islam Suhi
SQM Research Lab, Computer Science
University of Manitoba
Winnipeg, Canada
Email: suhisi@myumanitoba.ca

James Young
HCI Lab, Computer Science
University of Manitoba
Winnipeg, Canada
Email: young@cs.umanitoba.ca

Shaiful Chowdhury
SQM Research Lab, Computer Science
University of Manitoba
Winnipeg, Canada
Email: shaiful.chowdhury@umanitoba.ca

Abstract—Robots can greatly enhance human capabilities, yet their development presents a range of challenges. This collaborative study, conducted by a team of software engineering and robotics researchers, seeks to identify the challenges encountered by robot developers by analyzing questions posted on STACKOVERFLOW. We created a filtered dataset of 500 robotics-related questions and examined their characteristics, comparing them with randomly selected questions from the platform. Our findings indicate that the small size of the robotics community limits the visibility of these questions, resulting in fewer responses. While the number of robotics questions has been steadily increasing, they remain less popular than the average question and answer on STACKOVERFLOW. This underscores the importance of research that focuses on the challenges faced by robotics practitioners.

Consequently, we conducted a thematic analysis of the 500 robotics questions to uncover common inquiry patterns. We identified 11 major themes, with questions about robot movement being the most frequent. Our analysis of yearly trends revealed that certain themes, such as *Specifications*, were prominent from 2009 to 2014 but have since diminished in relevance. In contrast, themes like *Moving*, *Actuator*, and *Remote* have consistently dominated discussions over the years. These findings suggest that challenges in robotics may vary over time.

Notably, the majority of robotics questions are framed as *How* questions, rather than *Why* or *What* questions, revealing the lack of enough resources for the practitioners. These insights can help guide researchers and educators in developing effective and timely educational materials for robotics practitioners.

I. INTRODUCTION

Robots are undergoing a revolution, increasingly integrating into various facets of our daily lives. Research highlights several benefits of interacting with robots, including enhanced motivation for exercise [1], [2], reduced loneliness, increased engagement in educational activities [3], and emotional support [4]. Despite these advantages, the development of robots remains a complex challenge [5]. Robots must interact with and react to objects and people in the real world. To cope with this, many robots still require additional support structures, such as human operators who remotely control the robots to perform tasks like interacting with others [6].

Software is integral to robot control, making software practitioners essential to the development process. Their responsibilities encompass implementing algorithms, ensuring real-time processing, and addressing bugs and performance issues. However, a

recent workshop summary by leading experts in robotics and software engineering highlights that software development processes, techniques, and tools for robotics have remained largely unchanged for decades, impeding progress in the field [7]. Although developing new techniques and tools is crucial, the specific challenges faced by software practitioners—such as developers and testers—in creating robot software remain unclear.

In this study, we aim to identify the challenges faced by robot developers developing physical robots by analyzing the questions they raise. For our investigation, we utilized STACKOVERFLOW¹, the leading programming Q&A site. STACKOVERFLOW has been extensively used to explore developer discussions on a range of topics, including big data [8], security [9], off-topic discussions [10], machine learning [11], and blockchain [12], among others. Our objective is to derive insights that will help guide researchers in pinpointing real-world issues in robot development. By identifying areas of uncertainty among developers, we can also uncover knowledge gaps that educators need to address and highlight where practical tutorials could be particularly beneficial. The contribution of our paper is based on the analysis of 500 selected questions related to robotics. Our work addresses the following four research questions.

RQ1: What are the distinct characteristics of robotics-related questions? We demonstrate that the volume of robotics-related questions is increasing over time. Additionally, the lower number of views but comparatively higher number of answers to these questions suggests a smaller, yet highly engaged robotics community on Stack Overflow.

RQ2: What are the most common themes in robotics discussions? Through thematic analysis, we identified 11 major themes and 33 sub-themes in robotics-related questions. We observed that questions about robot *Movement* are the most common (16.8%), while those concerning generic *Programming* are the least frequent (2.4%). Notably, questions related to *Task Management* issues are the most successful, receiving a higher number of accepted answers compared to other themes.

RQ3: How do the themes of robotics questions evolve over time? Our investigation into the temporal evolution of robotics

¹<https://stackoverflow.com/> (last accessed: 15-Aug-2024)

questions revealed that some themes, such as *Specifications* (e.g., OS, or language selection) and *Task Management* (e.g., predicting next command), are more prevalent in older questions, while themes like *Programming* and *Error* have become more common in recent years. The prevalence of certain themes, such as *Moving* and *Remote*, has remained consistent throughout our data collection period from 2009 to 2024.

RQ4: What are the distributions of different types and cognitive load associated with robotics questions? To assess the types and cognitive load [13, 14] associated with robotics questions, we categorized the selected 500 questions into four types: *what*, *why*, *how*, and *other*. We found that half of these questions are *how* questions, which implies the lack of resources available to robotics developers [15]. The prevalence of *how* questions also indicates that answering most robotics questions demands a moderate level of cognitive effort.

Replication. To enable verification and replication, we publicly shared our dataset² that contains all the initial codes, and themes produced through the thematic analysis. Additionally, we also shared the categorization of *How*, *Why*, and *What* questions.

II. RELATED WORK

STACKOVERFLOW stands as the flagship site within the Stack Exchange Network, highlighting its pivotal role for software practitioners. As of the latest data, the site features ~24 million questions, ~36 million answers, and boasts about 25 million registered users.³ This vast repository of information has significantly impacted various domains of software engineering research [16] including software architecture and design [17], social aspects of software engineering [18], API documentation [19], machine learning-based classifiers [10], and recommender systems [20], among others. Similar to our study, several investigations utilizing STACKOVERFLOW data have concentrated on analyzing questions and answers to gain insights into practitioners' discussions on specific topics. These studies aim to guide future research and assist educators in enhancing their training materials.

Pinto *et al.* [21] investigated developers' concerns about software energy consumption and their suggestions for improvement. Their study revealed that energy discussion among developers can be classified into five major themes. They also found seven significant causes of energy leaks. Yang *et al.* [9] analyzed security-related posts using Latent Dirichlet Allocation (LDA) to uncover the types of security questions developers ask. In those questions, they found five major themes including web and mobile security. Bangash *et al.* [11] identified 50 important topics among all the posted questions related to machine learning. They also found that those 50 topics can be merged into five major categories including framework and algorithm. A similar study was conducted by Han *et al.* [22] who focused on questions related to deep learning frameworks.

Uddin *et al.* [15] analyzed IoT-related questions and discovered 40 important topics that can be further merged into four high-level categories. Rosen *et al.* [23] investigated questions specifically asked by mobile developers. Similarly, Abdellatif *et al.* [24] utilized STACKOVERFLOW to identify challenges in chatbot development. Their findings revealed that posts related to chatbot creation and integration into websites attract the greatest interest from chatbot developers. Kochhar *et al.* [25] studied questions

related to software testing and found that most of the questions fall within the test framework or database category. Similar other studies have focused on refactoring [26], web services [27], non-functional requirements [28], and concurrency [29].

Despite the wealth of studies leveraging STACKOVERFLOW data in various domains, we found that no previous study has focused on robotics discussion despite its importance within the community [7]. This paper aims to fill this gap by applying methodologies similar to relevant previous studies and analyze challenges faced by developers in the robotics community.

III. DATA COLLECTION

Our data collection combined both quantitative data (such as answer count, views, up-votes, etc.) and qualitative data (including titles and question bodies). We first identified the tags necessary for collecting questions related to robotics from STACKOVERFLOW. Two authors, one specializing in software engineering and the other in robotics, collaborated to determine the most relevant tags. We ultimately selected two tags, *robot* and *robotics*. A question was considered related to robotics if it had at least one of these tags, and was therefore included in our dataset. The final dataset contains 1,402 questions: 87 tagged with *robot*, 1,320 tagged with *robotics*, and 5 tagged with both. We also considered additional tags like *robotframework*, *robotium*, and *roboto*, but these resulted in too many false positives, as determined by our manual analysis. Even the two conservative tags we selected are not entirely free from false positives, albeit to a lesser extent, which we will discuss later. There is also a dedicated robotics channel within the STACKEXCHANGE site⁴ that can be used to extend our study if a classifier can be developed to filter out non-robotics questions. We discuss this in Section V as a potential future work.

We utilized the Stack Exchange Data Explorer (SEDE)⁵ to automate our data collection process. The dataset, extracted on April 3, 2024, encompasses data from August 1, 2009, to March 27, 2024. It includes all the essential information needed to address our four research questions, such as question titles, bodies, tags, views, and answers.

As noted earlier, our manual inspection revealed that some questions in our dataset were not genuinely related to robotics. For instance, this question $Q_{7861132}$ ⁶ had nothing to do with robotics despite having the *robotics* tag. This question was asking about traversing nodes of a graph, and apart from the *robotics* tag it does not mention a robot at all. Therefore, any conclusions drawn from this dataset might be inaccurate. To address this issue, we created a new, refined list of 500 verified robotics questions.

To create this list, one of the authors, a senior PhD student in robotics with extensive experience in advanced software engineering, randomly selected 300 questions from the original 1,402. Each question was manually reviewed to exclude those that were not relevant to robotics, resulting in a refined set of 224 robotics-related questions. Following this, two other authors applied the developed guidelines and collaborated to expand the dataset, ultimately achieving a final set of 500 validated robotics questions. These two authors stopped labeling more questions because this process was both time-consuming and labor-intensive. However, it is worth noting that similar research has successfully used even

²<https://zenodo.org/records/13892239>

³<https://stackoverflow.com/sites?view=list#users> last accessed: 16-Aug-2024

⁴<https://robotics.stackexchange.com/> last accessed: 16-Aug-2024

⁵<https://data.stackexchange.com/stackoverflow/query/new>

⁶<https://stackoverflow.com/questions/7861132>

smaller datasets [21]. Additionally, manual labeling of these 500 questions was necessary for addressing RQ2 and RQ4 (described later). Expanding the dataset would have required proportionally more manual effort, which was a limiting factor in our study.

IV. ANALYSIS AND RESULTS

In this section, we present our approach to answering each research question along with the results.

A. RQ1: Characteristics of the robotics questions

The community consensus is that challenges in robotics development are distinct from those in other fields [7]. We are, therefore, interested to learn if these differences are reflected in how the robotics community asks questions and interacts with each other, and if these patterns are distinctive in nature when compared to other communities.

1) *Approach*: We first captured the posted date of the robotics questions to analyze whether interest in robotics questions is increasing or decreasing. Next, we compared the popularity of robotic questions to randomly selected one million STACKOVERFLOW questions. Encouraged by Pinto *et al.* [21], we used four popularity factors to calculate the overall popularity: *score*, number of *answers*, number of *comments*, and number of *views*. Pinto *et al.* [21] also used the *favourites* metric which is no longer available on STACKOVERFLOW. A user can *up-vote* or *down-vote* a question if they think the question is good or bad, respectively. The *score* is the sum of these votes, with an *up-vote* contributing +1 and a *down-vote* contributing -1 to the score.

To facilitate a meaningful comparison with other STACKOVERFLOW questions, we focused on the relative popularity of the robotics questions which was calculated with the following equation :

$$\mathbb{P} = \frac{\mathbb{S} + \mathbb{A} + \mathbb{C} + \mathbb{V}}{4} \quad (1)$$

Here, \mathbb{S} , \mathbb{A} , \mathbb{C} , and \mathbb{V} are the relative *score*, relative number of *answers*, relative number of *comments*, and relative number of *views*, respectively. A relative value was calculated by the following equation:

$$relativeValue = avgRobot / avgSO \quad (2)$$

Here, *avgRobot* is the average of all values for a given factor (e.g., *score*) in the robotics question set, whereas *avgSO* is the average of all values for that factor in the non-robotics question set. For example, if the average views are 100 and 200 across our robotics and non-robotics STACKOVERFLOW dataset, respectively, then the relative number of *views* is $100/200 = 0.5$. After calculating these values for all four factors, the final relative popularity is calculated with equation 1. This way, a relative popularity value of 0.5 indicates that robotics questions are half as popular as the average STACKOVERFLOW question, while a value of 2 indicates they are twice as popular.

Using the same approach, we calculate the relative popularity of answers for the robotics questions. As answers on STACKOVERFLOW do not have a *view* count or *answer* count, inspired by Pinto *et al.* [21], we converted the equation to the following:

$$\mathbb{P} = \frac{\mathbb{S} + \mathbb{C}}{2} \quad (3)$$

TABLE I: Relative popularity and popularity factors of robot questions.

Score	Answer	Comment	View	Popularity
0.51	0.84	0.81	0.51	0.67

TABLE II: Relative popularity and popularity factors of the answers for the robot questions.

Score	Comment	Popularity
0.32	0.89	0.61

2) *Results*: Figure 1 shows a visual representation of whether robotic questions are increasing or decreasing. This figure shows that, compared to the previous years, the number of robotics questions has increased significantly since 2015. The data for 2023 shows a notable rise in the volume of such questions. Although the trend appears to reverse in 2024, this anomaly is due to our data collection ending in March 2024. To estimate the full year's data, we can extrapolate by multiplying the 2024 count by 4, resulting in $13 \times 4 = 52$ questions. Overall, the evidence suggests an upward trend in the number of robotics questions on STACKOVERFLOW.

Despite the increasing number of robotics questions, their overall popularity remains lower compared to other STACKOVERFLOW questions, with a normalized popularity score of 0.67 (Table I). This means that, on average, robotics questions are about $\frac{2}{3}$ as popular as the typical STACKOVERFLOW question. The *score* and *view* metrics for robotics questions are both relatively low, at 0.51. In contrast, the *answer* and *comment* metrics are higher, with values of 0.84 and 0.81, respectively. While robotics questions receive fewer up-votes and views, they tend to attract a relatively high number of answers and comments, even though these metrics are still lower than those for other types of questions. These findings suggest that, although the robotics community is small, its members are actively engaged in answering and commenting on robotics-related queries, indicating a dedicated and interactive community.

A similar trend is observed in the popularity factors for robotics answers, as detailed in Table II. Overall, robotics answers tend to be less popular than the average STACKOVERFLOW answer. Notably, the two metrics used to assess the popularity show a significant contrast for robotics: the *score* is 0.32, while the *comment* metric is 0.89. This disparity suggests that answering robotics questions may be more challenging, leading to lower scores. As a result, users are more inclined to engage by leaving comments—since comments are not subject to upvotes or downvotes, they do not affect reputation. Despite all these challenges, this trend highlights an active and supportive community within the robotics field.

Robot Questions on Stack Overflow by Year

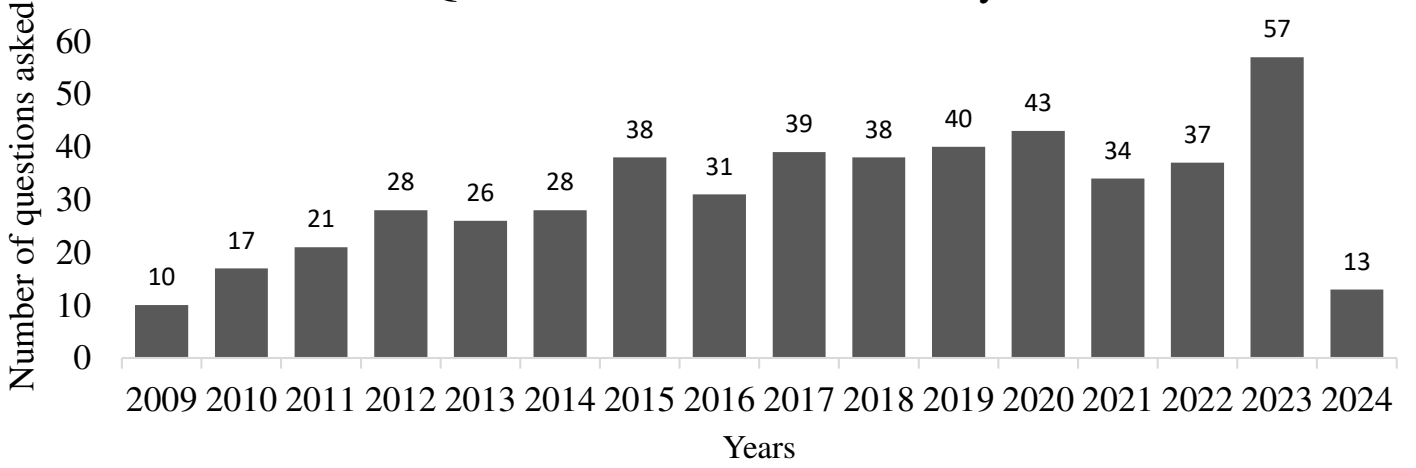


Fig. 1: Number of robotics questions per year in the dataset of 500 selected questions.

RQ1: Robotics questions are increasing over time. However, robotic questions and answers are less popular than others. Although robotics questions are viewed less, they have relatively higher engagement in terms of answers and comments, indicating an engaged niche community.

B. RQ2: Themes in Robotic Discussions

Our investigation into RQ1 reveals that robotics-related questions possess unique characteristics in how they are approached by the community. However, the specific types of questions that robotics developers ask are not yet fully understood. Gaining insight into these questions could illuminate the challenges developers face, enabling educators to tailor their curricula to address these issues more effectively. Additionally, these findings can help researchers align their studies with the most pressing concerns identified by developers.

1) *Approach:* To identify the most common types of questions asked about robot development, we conducted a thematic analysis. Thematic analysis is used to identify patterns in the data which then become categories/themes to be used for analysis [30]. Thematic analysis consists of six steps: familiarizing with the data, generating initial codes, searching for themes among codes, reviewing themes, defining and naming themes, and producing the final report [21]. We created the themes inductively, that is, we created new themes only when a new question did not match any of the previous themes. The initial themes that were similar to each other were then grouped together to form larger *themes* which were later labeled.

While forming the larger themes, we set a minimum threshold of 8 occurrences for a theme to be included in our analysis. This threshold was chosen based on a previous study by Pinto *et al.* [21] that employed thematic analysis and used a threshold of 5 occurrences. That study analyzed 325 questions with labeled themes, while our analysis involved 500 questions. Therefore, we adjusted the threshold proportionally, calculating $\frac{500}{325} \times 5 = 7.7 \approx \lceil 7.7 \rceil = 8$. This approach ensures that the themes identified are significant and not merely the result of random or infrequent occurrences. Themes that had less than 8 questions were merged together and labeled as *other*.

To ensure the labeling of the themes was accurate and consistent, the second author, who is a senior PhD student in robotics, coded the first 224 questions. The first and the third authors, two undergraduate research assistants in software engineering, trained themselves, with the help of the last author, on these 224 questions and the identified themes. These two authors then coded the remaining 276 questions, taking help from the last author when it was difficult to reach a consensus (happened rarely).

Inspired by Pinto *et al.* [21], we expanded upon the metrics used in RQ1 by introducing an additional metric to further analyze the various themes in robotics discussions. On STACKOVERFLOW, a user can mark an answer to their question as *accepted*. This indicates that the user finds that specific answer helpful enough to resolve their issue. There can be at most one accepted answer per question. Using this, we define three success statuses of questions. A *successful* question has an accepted answer; an *ordinary* question has at least one answer but none of them are accepted; and an *unsuccessful* question has no answer.

2) *Results:* Figure 2 shows the 11 major themes and 33 sub-themes. Themes and sub-themes are ordered in descending order from the top. Next, we discuss the themes and provide some example questions for each theme.

Moving (16.8%): These questions were related to a robot's moving and were the most common. *Motion Planning* (10.2%) questions were the most common in the theme *Moving*. These questions were about making a robot find the shortest path (Q_{742369}^7), finding a flag ($Q_{5361791}$), and other general problems with the robot navigating through paths ($Q_{12994888}$). *Obstacles* contains question about detecting and avoiding obstacles ($Q_{6641055}$, $Q_{13677658}$). Another subtheme was *Mapping* containing questions related to how to map a room ($Q_{54652810}$) or creating maps or occupancy grids ($Q_{58056874}$). The last subtheme *SLAM* contains questions that are very specific to *Simultaneous localization and mapping*⁸ ($Q_{40584193}$, $Q_{74133720}$).

Incoming (16.2%): These questions are related to receiving and using incoming data. The data could come from *Cameras* ($Q_{62046666}$, $Q_{67072289}$) or *Sensors* ($Q_{6620778}$, $Q_{10075285}$) on

⁷<https://stackoverflow.com/questions/742369/>

⁸<https://www.mathworks.com/discovery/slam.html> last accessed: 23-Aug-2024




Fig. 2: The distribution of all the 500 labeled questions based on the themes and sub-themes.

TABLE III: Different popularity metrics for the 11 major themes. **Bolded** numbers indicate the highest value for each column while *italicized* numbers indicate the lowest value for each column. **Q** is the number of questions, and **A** is the number of answers. **S**, **A**, **C**, **V**, and **P** are same as in *RQI*.

Themes	Q	A	A/Q	Unsuccessful	Ordinary	Successful	S	A	C	V	P
Moving	84	91	1.08	25.00%	36.90%	38.10%	0.49	0.73	0.78	0.30	0.58
Incoming	81	90	1.11	24.69%	37.04%	38.27%	0.32	0.75	0.77	0.44	0.57
Actuator	72	81	1.13	22.22%	47.22%	30.56%	0.30	0.76	1.00	0.24	0.58
Remote	59	79	1.34	23.73%	45.76%	<i>30.51%</i>	<i>0.18</i>	0.91	0.74	0.39	0.55
Coordinates	48	47	0.98	29.17%	31.25%	39.58%	0.40	0.66	0.66	0.71	0.61
Errors	36	33	<i>0.92</i>	36.11%	33.33%	30.56%	0.28	<i>0.62</i>	<i>0.54</i>	0.35	<i>0.45</i>
Specifications	35	84	2.40	22.86%	34.29%	42.86%	2.00	1.62	0.70	1.22	1.39
Other	32	47	1.47	25.00%	37.50%	37.50%	1.05	0.97	0.85	1.22	1.02
Connection	23	31	1.35	30.43%	34.78%	34.78%	0.54	0.91	1.00	0.77	0.81
Task Management	18	22	1.22	27.78%	<i>16.67%</i>	55.56%	0.42	0.83	0.95	0.33	0.63
Programming	<i>12</i>	<i>17</i>	1.42	8.33%	50.00%	41.67%	0.33	0.96	1.59	<i>0.13</i>	0.75

the robot. If a question was about software or some tracking systems using the cameras, it was labeled as *Vision* ($Q_{14041109}$, $Q_{21059100}$). In cases where a robot was to follow lines on the ground, they were labeled as *Line Tracking* ($Q_{54242283}$, $Q_{1590073}$).

Actuator (14.4%): These questions are about controlling parts of a robot that moved. Questions that were about any general issues with the motors of a robot were termed *Motor Control* ($Q_{18718014}$, $Q_{57038494}$). Questions that required the usage of *Inverse-Kinematics* ($Q_{2625390}$, $Q_{53493976}$) equations were labeled as such. If the question was more specific about *Hinge Control* ($Q_{10420966}$, $Q_{74063852}$), *Balance* ($Q_{16664330}$, $Q_{76226178}$), or *Wheel Control* ($Q_{6619222}$, $Q_{3621244}$), they were termed as such.

Remote (11.8%): These questions involved controlling a robot using wired or wireless ($Q_{22003790}$, $Q_{35374892}$) methods such as a computer, phone, remote control, or joystick. If many robots were to be controlled, they were termed as *Multiple Robots* ($Q_{29399433}$).

Coordinates (9.6%): These questions were about the coordinates of a robot. This included determining a robot's *Orientation* ($Q_{60682233}$) or its *Position* ($Q_{44097582}$, $Q_{74667949}$).

Errors (7.2%): These questions are about fixing errors or failures developers encountered when using a third-party ($Q_{29615931}$, $Q_{37649397}$) library.

Specifications (7%): This theme contains questions about what to use when building a robot. This included getting *Hardware* specifications ($Q_{9614729}$), library or *API* selection ($Q_{69371534}$, $Q_{78227765}$), *Language* selection ($Q_{7017136}$, $Q_{12462461}$), or *OS* recommendations ($Q_{7804388}$) for building robots.

Other (6.4%): These questions did not occur enough to be considered their own separate theme; these subthemes' can be found in our shared public repository.

Connection (4.6%): This theme includes questions related to challenges in connecting a robot to the *Internet* ($Q_{6140332}$, $Q_{58836477}$), connecting using a *Wired Plugin* method ($Q_{62414292}$, $Q_{78212426}$), and *Serial Communication* ($Q_{60640639}$) (e.g., uploading code to the robot).

Task Management (3.6%): These questions are related to

coordinating the *Timing* ($Q_{13856211}$, $Q_{15320030}$) of tasks such as the movement of the robot while also processing input. These questions also include wanting to know how to incorporate *Multithreading* (Q_{786997} , $Q_{27716172}$) into robot program or getting a robot to *Guess Next Command* ($Q_{72090152}$).

Programming (2.4%): These are questions related to programming that occur in other areas outside of robotics as well, such as questions about *Pointers* ($Q_{16419356}$, $Q_{64457784}$), *Data Types* ($Q_{57675404}$, $Q_{64552488}$), *Overflow* ($Q_{21999921}$, $Q_{65099688}$), and *List* ($Q_{48227848}$, $Q_{66120048}$). It is worth noting that just because a question has code contained in it, it does not become a *Programming* question. For instance, $Q_{18718014}$ has code in it but it is not a programming question as the main problem is controlling the motor of the robot. Additionally, had we included all questions that had code as the *Programming* category, too many questions would fall into that one category, skewing the results and making them less useful.

We now discuss different popularity metrics of the 11 major themes, as presented in Table III. Clearly, the numbers of questions in these themes are not evenly distributed. *Moving* has the highest number of questions (84), probably because it is one of the fundamental aspects of robotics, essential for many applications in the field [31]. Usually, robotic practitioners build robots that involve moving through space, such as navigating through a maze. The *Actuator* theme is related to the moving parts of a robot, such as motors and joints, while the *Incoming* theme deals with data from cameras and sensors, which is often essential for navigation and movement. The fact that these top three themes have similar question numbers underscores the community's strong interest in the movement aspects of robotics. And their answer-to-question ratio (A/Q) and other popularity metrics reveal the challenges that robotics developers face.

In contrast, the *Programming* theme has the lowest number of questions (12) but boasts a high percentage of both ordinary and successful inquiries. This suggests that practitioners face fewer challenges in this area, and when they do post questions,

they are frequently answered. This is intuitive because these questions can usually be answered using the plethora of resources available, including the millions of questions about coding on STACKOVERFLOW. Due to this, there is usually not much need to ask about *Programming* questions separately with the robot or robotics tags. Surprisingly, although the *Errors* theme is the closest to the *Programming* theme, it has the highest percentage of unsuccessful questions (36.11%) and the lowest A/Q ratio (0.92). This implies that robotics-specific libraries and build error-related questions are often complex making them difficult to answer.

Task Management has the highest percentage of accepted answers suggesting that, when questions are asked about this topic, they are resolved effectively, indicating clear solutions. Also, since there is a low percentage of ordinary questions, that suggests that questions in this category are often polarized, they either have a really good answer (accepted) or have no answers.

Specifications having the highest score in three of the four popularity metrics indicates that it is an overall popular topic, and its popularity is not falsely inflated by certain metrics. *Specifications* has a high A/Q ratio (2.40), indicating there is a high level of engagement as well as many people being knowledgeable in this topic, thus contributing to a high A/Q ratio. This is probably one of the reasons behind practitioners asking fewer questions about *Specifications* in recent times—will show in RQ3.

We also analyzed the popularity of the answers to the robotics questions (Table IV). Answers to the *Programming* questions, despite their low scores, are the most popular, whereas answers to the *Errors* questions are the least popular. If we consider the scores only, the difference between up-votes and down-votes, answers to the *Specifications* questions are the most popular.

TABLE IV: Popularity metrics of the answers for the identified themes (ranked with the overall popularity).

Themes	S	C	P
Programming	0.09	2.52	1.30
Task Management	0.43	1.68	1.06
Specifications	0.95	0.96	0.96
Connection	0.18	1.15	0.67
Other	0.64	0.59	0.62
Incoming	0.28	0.94	0.61
Moving	0.32	0.88	0.60
Coordinates	0.26	0.87	0.57
Remote	0.17	0.82	0.49
Actuator	0.20	0.73	0.47
Errors	0.24	0.26	0.25

RQ2: We found the theme *Moving* (16.8%) had the most occurrences of questions and the subtheme with the most questions was *Wireless* (11.0%). In general, robotics practitioners frequently face challenges with *Moving*, *Actuator*, and *Incoming* related questions. *Specifications* and *Programming* questions are, in general, easy to answer.

C. RQ3: Evolution of the identified themes

Inspired by similar studies [22, 15, 32], we explore the time-varying impacts of various themes in robotics questions. This analysis allows us to track the evolution of practitioners' needs, highlighting which robotics topics require more attention today. By identifying these trends, educators can develop more effective training materials, and practitioners can benefit from learning timely and relevant content.

1) *Approach:* To analyze trends and the time-varying impacts of various robotics themes, we examined the yearly probabilities for each theme individually. We also computed the relative probability of each theme in comparison to others. Equation 4 calculates the probability of a theme t in a specific year y_i based on the number of questions related to that theme posted during our data collection period (2009 to 2024). Here, N_{ty_i} represents the number of questions on theme t for year y_i .

A graph derived from Equation 4—the Probability Distribution Function (PDF)—will illustrate the yearly trends of various themes posted on STACKOVERFLOW. However, PDFs are not monotonic and often display a zigzag pattern, which can hinder readability. Therefore, we utilize the Cumulative Distribution Function (CDF), as outlined in Equation 5. Here, C_{ty} is the sum of probabilities of a theme t from year 2009 to year y . Likewise, Equation 6 calculates the relative probability of a theme in relation to others. Here, N_{ty_i} and N_{Ty_i} are the numbers of questions posted in year y_i on themes t and all themes, respectively. It is important to note that we cannot create a CDF for this equation, as the CDF is only applicable when evaluating a theme in isolation.

$$P_{ty_i} = \frac{N_{ty_i}}{\sum_{y_i=2009}^{2024} N_{ty_i}} \quad (4)$$

$$C_{ty} = \sum_{y_i=2009}^y P_{ty_i} \quad (5)$$

$$A_{ty_i} = \frac{N_{ty_i}}{N_{Ty_i}} \quad (6)$$

2) *Results:* Figure 3 presents the cumulative distribution function (CDF) of posted questions for five selected themes over the years. Among the eleven themes analyzed, *Specifications* and *Task Management* exhibit similar patterns, standing apart from the other nine themes. Most questions in these two categories were submitted in the early years; for instance, approximately 60% of questions in *Specifications* and around 50% in *Task Management* were posted by 2014. Notably, only 20% of questions in both themes were submitted after 2018. In contrast, questions related to *Programming* and *Connections* saw a decline in early submissions but an increase in later years. A similar trend was observed for *Error* and *Coordinates*.

Questions concerning *Moving* and the other four themes (i.e., *Actuator*, *Remote*, *Incoming*, and *Other*) were distributed almost uniformly throughout the data collection period, suggesting that practitioners have consistently faced challenges in these areas from the beginning to the end of the study.

While we now have insight into how different themes evolved over time, we still lack an understanding of the time-varying impacts of each theme in comparison to others. To address this, we present the relative impact of each theme—the probability of a theme in a given year relative to all other themes—using equation 6. The results are illustrated in Figure 4.

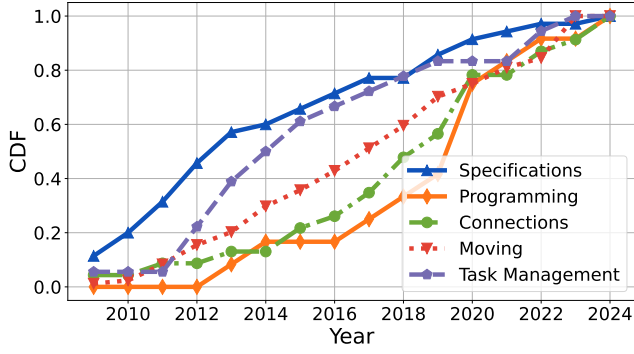


Fig. 3: Cumulative Distribution Function (CDF) of the yearly probability of questions posted on different themes. To enhance graph readability, only five selected themes are presented, while other themes are discussed in the text. While some themes show skewed distributions, themes like *Moving* exhibit stable popularity distribution throughout the years.

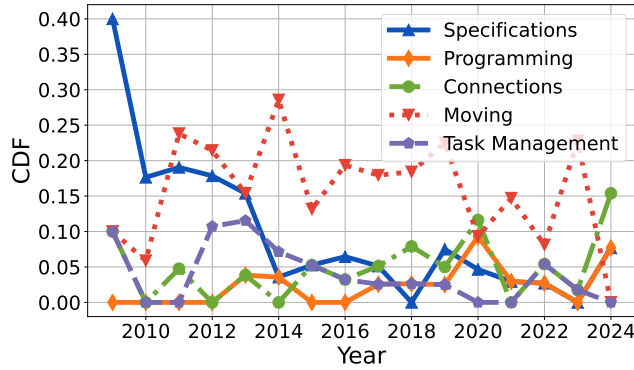


Fig. 4: Relative impact per year for each theme. To improve graph readability, only a few themes are shown. *Specifications* questions, despite their high early impact, lost traction after 2013. Questions related to robot *Moving* always had their impact within the robotics community.

In 2009, the majority of questions were related to *Specifications*. Although *Specifications* remained a dominant theme until 2013, there has been a noticeable decline in related questions since 2014. Conversely, themes such as *Moving*, *Incoming*, *Actuator*, and *Remote* have consistently dominated discussions about robotics throughout our data collection period. While other themes have not disappeared entirely, they have not played a leading role in robotics discussions on STACKOVERFLOW.

To observe the impact in the most recent years, for each theme, we also analyzed the difference between the number of posted questions in the early years and the most recent years. The results are presented in Table V. In addition to their consistent impact, themes such as *Actuator*, *Moving*, *Remote*, and *Incoming* had significant impact in recent years as well. Although the overall impacts are less for themes such as *Coordinates* and *Error*, their recent impacts, however, are noticeable, as many of their questions are from very recent years.

Theme	2009-2011	2021-2023	Difference
Actuator	4	22	18
Incoming	6	24	18
Moving	7	21	14
Error	0	13	13
Coordinates	2	14	12
Remote	7	18	11
Programming	0	2	2
Timing	1	3	2
Connections	2	3	1
Other	8	6	-2
Specifications	11	2	-9
Mean	4.4	11.6	7.3
Median	4	13	11

TABLE V: Most recent impact of each theme compared to their very early impact. Results for 2024 was not considered because of incompleteness in data collection.

RQ3: We found that the themes consistently dominating robotics discussions are *Moving*, *Actuator*, *Incoming*, and *Remote*. In recent years, questions related to *Error* and *Coordinates* have begun to gain traction. Although robotics practitioners initially faced significant challenges with *Specifications* issues—such as Hardware, API, Languages, and OS—these concerns appear to have diminished since 2014.

D. RQ4: Types and Cognitive load in robotics questions

Understanding the specific types of questions that practitioners in robotics ask is crucial for identifying knowledge gaps in this rapidly evolving field. Analyzing these question types—such as queries on implementation processes (*How*), requests for information (*What*), and inquiries into problem origins (*Why*)—is essential. This analysis goes beyond merely recognizing thematic patterns in our data; it provides educators with insights needed to develop targeted educational resources. For example, if there are a lot of questions of the type *Why*, that could indicate educators should focus on addressing the reasoning behind what they do when making robots. If developers ask many *what* questions, they need guidelines in selecting architectures, methods, and tool support or to understand requirements for their project completion. Also, by looking at the distributions of these types of questions, we can understand the required cognitive effort [13, 14, 33] to answer robotic questions: given that *why* questions and *what* questions require the highest and lowest cognitive efforts, respectively. By creating tailored tutorials, books, videos, and other materials, educators can effectively address the challenges faced by robotics developers, ultimately advancing learning and innovation in the field.

TABLE VI: Types of robotics questions asked by STACKOVERFLOW users.

Themes	% How	% What	% Why	% Other
Specifications	12.12	84.85	0.0	3.03
Remote	56.90	34.48	3.45	5.17
Connections	39.13	26.09	13.04	21.74
Coordinates	65.96	21.28	6.38	6.38
Moving	53.57	39.29	5.95	1.19
Actuator	48.61	36.11	6.94	8.33
Programming	25.00	58.33	8.33	8.33
Timing	50.00	33.33	5.56	11.11
Incoming	56.79	29.63	3.70	9.88
Errors	55.56	25.00	8.33	11.11
Others	41.67	44.44	13.89	0.00
Overall	50.0	37.0	6.2	6.8

1) *Approach*: Inspired by multiple similar studies [23, 24, 15], we categorize our 500 selected questions into four different categories: *What*, *How*, *Why*, and *Other*. The first and third authors received training from the last author on how to categorize questions into the four designated categories. They then labeled 500 questions collaboratively, resolving any disagreements through consultation with the last author (happened rarely).

What questions aim to gather specific information about something, require help in a decision, request recommendations for a tool to build a robot, and inquire about the availability of a tool. Moreover, these questions tend to focus on theoretical concepts and abstract ideas.

The most straightforward *What* questions are those that have *What* in the question sentence such as in the questions $Q_{40419901}$, $Q_{41604310}$, $Q_{4032394}$. However, just because a user does not mention the word *What* in their question does not mean it is not of this type. For example, the user in $Q_{45996174}$ wants help in making a decision on which method would be more efficient for communication between their robot and PC or Andriod app. Similarly, $Q_{47165908}$ is asking if there is a better alternative to their code.

How questions are more direct and practical. They seek detailed explanations and step-by-step processes to achieve something. These inquiries are focused on understanding the precise methods required to achieve specific goals or outcomes. $Q_{54147301}$ and $Q_{54652810}$ are both examples of *How* questions.

Why questions differ from other types of questions as they seek to understand the rationale behind a specific approach or the underlying causes of a problem. For example, $Q_{40584193}$ inquires about the reasoning behind calculating Jacobian matrices in EKF-SLAM. Likewise, $Q_{49842838}$ explores the question of why MPI is not a more commonly used approach.

The **Other** category is for questions that do not fall into any of the above categories. Most of the questions that resulted in this category was because the user does not specify what they

are asking, thus leaving their post up to interpretation such as $Q_{15320030}$ and $Q_{16664330}$. Sometimes, these questions can be seen as a mixture of the previous three types.

2) *Result*: As shown in Table VI, our analysis reveals that 50% of the questions asked by robotics practitioners on Stack Overflow are *How* questions. This high proportion suggests that practitioners are primarily focused on obtaining practical, step-by-step guidance on various robotics topics. This emphasis on *How* questions indicates a strong need for practical knowledge and hands-on solutions within the robotics community. This also means a large number of robotic questions require moderate cognitive effort to answer.

Following this, 37% of the questions are *What* questions, suggesting a substantial demand for specific information, recommendations, and decision-making guidance, for example, on selecting one hardware tool over another.

The relatively small proportion of 31 *Why* questions in total indicates that fewer users are concerned with understanding the underlying reason behind specific problems. Instead, there is a stronger emphasis on practical application and immediate solutions.

A really interesting theme is the *Specifications* theme. That theme consists of the highest percentage of *What* questions (84.85%) as well as the lowest percentage of *How* (12.12%) and *Why* (0.0%) questions. This indicates a strong preference among users for seeking specific information or recommendations related to acquiring hardware, libraries, APIs, or details about hardware and operating systems. Notably, there are no questions asking *why* should I use this specific tool or similar types of questions. Rather, this theme focuses solely on practical solutions in robotics.

The *Coordinates* theme has the highest percentage of *How* questions (65.96%). Additionally, this theme also has the lowest percentage of *What* questions (21.28%). This indicates that many users that ask questions related to *Coordinates* want to know step-by-step explanations in solving their problems rather than asking specific information on what the problem is. For instance, the user in $Q_{61409469}$ knows they want to make a contour mapping of a plot but they want assistance in *how* to do it. Similarly, in $Q_{23009549}$, the user knows to use certain formulas but they are unsure if those are the correct ones or not.

RQ4: Robot developers are mainly focused on learning hands-on implementation solutions by asking *How* questions, followed by *What* and *Why*. This indicates that robotics practitioners need good detailed and accurate documentation, troubleshooting support, and support in requirement clarification. Encouragingly, it requires moderate cognitive effort to answer most of the robotics questions—as most of the robotics questions are in *how* category, not in *why* category.

V. DISCUSSION

Robotics practitioners face significant challenges due to the limited advancements in software engineering specifically tailored for robot development [7]. In this mixed-methods study, we utilized both quantitative and qualitative research approaches to analyze the characteristics and themes of robotics-related questions posted on STACKOVERFLOW. Our findings reveal that the small size of the robotics community restricts its reach, leading

to fewer responses to these inquiries (**RQ1**). The small size of the robotics community indicates a need for collaboration among practitioners and researchers to enhance outreach and knowledge-sharing, ultimately benefiting the field as a whole.

We identified that most robotics questions pertain to topics such as *Moving*, *Actuator*, *Remote*, and *Incoming* (**RQ2**). These topics have consistently posed challenges for practitioners over the years, including in recent times (**RQ3**). This suggests that robotics practitioners primarily struggle with interfacing issues where software and hardware integrate. Additionally, our analysis shows that practitioners predominantly ask *How* questions, compared to *What* and *Why* questions (**RQ4**). This indicates a lack of efficient processes, techniques, and tools, as well as inadequate documentation, which hinders the effectiveness and efficiency of robot development.

The identified themes and challenges can guide researchers in formulating studies that address specific gaps in knowledge and technology, fostering innovations in robotics development. Insights from the types of questions asked can inform research agendas that align with the actual needs of practitioners, ensuring that academic research remains relevant and applicable. Our findings can inform educators about the specific areas where students may require more support, enabling them to develop targeted educational materials and courses that address these common challenges. Also, by emphasizing the need for practical skills, educators can focus on hands-on training that helps students learn how to tackle real-world robotics problems, particularly in interfacing and integration.

In future work, we aim to utilize the dedicated robotics channel within the STACKEXCHANGE site⁹, which currently features approximately 46,500 questions. To filter out the false positives, our initial step will involve developing a large language model (LLM) based classifier to determine whether a question pertains to robotics. The LLM-based model will be provided with both positive (real robotics questions) and negative examples (non-robotics questions) to improve its precision and recall. Based on the LLL-generated filtered set of robotics questions, we will apply the Latent Dirichlet Allocation (LDA) algorithm [34] to automatically group similar questions, allowing us to manually label each group with a meaningful theme. LDA has been widely employed in software engineering research (e.g., [11, 15, 24]), particularly when dealing with large volumes of posts, where manual labeling becomes impractical. The findings from this study are expected to provide deeper insights by enabling us to draw conclusions from a significantly larger dataset of robotics questions.

A. Threats to Validity

Several threats may have impacted the findings of our paper.

Internal validity. A significant threat to our research is researcher bias and errors in identifying common themes, and categorizing the questions into *What*, *Why*, and *How* types. This threat was mitigated because multiple authors independently labeled the questions and verified each other's labels. For example, a domain expert (PhD student in robotics) manually labeled 300 randomly selected questions and identified common themes, as detailed in section IV-B. Two other authors were then trained on these questions and themes before they started labeling the remaining

questions. To further minimize bias, conflicts between these two authors were resolved after consulting with another author.

External Validity. STACKOVERFLOW is one of the most popular question-and-answer websites for computer programmers, and we used this platform to collect our data. However, despite its widespread use among developers, our findings may not be universal as we did not consider other platforms. Moreover, To minimize noise in our dataset, we specifically analyzed posts tagged with *robot* and *robotics*. This approach, while reducing irrelevant data, might have caused us to overlook relevant posts that did not carry these specific tags. Consequently, some questions related to robotics may have been excluded from our dataset.

VI. CONCLUSION

In this paper, we analyzed 500 STACKOVERFLOW posts related to the field of robotics. Our findings reveal a growing number of questions about robotics, although they are less popular compared to the average STACKOVERFLOW inquiry. We identified 11 distinct themes that robotic practitioners commonly inquire about, each with varying frequencies. Considering different popularity metrics, we found that *Specifications* questions were very popular in the beginning, but the number of *Specification* questions has shown a notable decline over time. Consistent themes in robotic discussions included *Moving*, *Incoming*, *Actuator*, and *Remote*. Additionally, robotic developers predominantly ask *How* questions, with very few inquiries focused on the underlying reasoning (*Why* questions).

We hope that our study benefits robotic developers by highlighting the common themes they should prioritize in their learning. It should also assist educators in designing effective curricula and inform researchers about relevant topics for further exploration in the field of robotics and software engineering.

ACKNOWLEDGMENT

The authors would like to thank the University Research Grant Program (URGP) at the University of Manitoba for supporting this research project. We also acknowledge the partial support from the University of Manitoba Undergraduate Research Awards (URA).

REFERENCES

- [1] J. Fasola and M. J. Matarić, "A socially assistive robot exercise coach for the elderly," vol. 2, no. 2, p. 3–32, jun 2013. [Online]. Available: <https://doi.org/10.5898/JHRI.2.2.Fasola>
- [2] D. Hebesberger, T. Koertner, C. Gisinger, J. Pripfl, and C. Dondrup, "Lessons learned from the deployment of a long-term autonomous robot as companion in physical therapy for older adults with dementia a mixed methods study," 03 2016, pp. 27–34.
- [3] Z.-W. Hong, Y.-M. Huang, M. Hsu, and W.-W. Shen, "Authoring robot-assisted instructional materials for improving learning performance and motivation in efl classrooms," vol. 19, pp. 337–349, 01 2016.
- [4] L. Hung, C. Liu, E. Woldum, A. Au-Yeung, A. Berndt, C. Wallsworth, N. Horne, M. Gregorio, J. Mann, and H. Chaudhury, "The benefits of and barriers to using social robot paro in care settings: A scoping review," vol. 19, no. 1, pp. 1–10, Aug 2019.

⁹<https://robotics.stackexchange.com/> last accessed: 16-Aug-2024

- [5] C. Zhang, W. Wang, N. Xi, Y. Wang, and L. Liu, "Development and future challenges of bio-syncretic robots," *Engineering*, vol. 4, no. 4, pp. 452–463, 2018.
- [6] D. E. Logan *et al.*, "Social robots for hospitalized children," *Pediatrics*, vol. 144, no. 1, pp. 1–11, 2019.
- [7] C. L. Goues, S. Elbaum, D. Anthony, Z. B. Celik, M. Castillo-Effen, N. Correll, P. Jamshidi, M. Quigley, T. Tabor, and Q. Zhu, "Software engineering for robotics: Future research directions; report from the 2023 workshop on software engineering for robotics," *arXiv preprint arXiv:2401.12317*, 2024.
- [8] M. Bagherzadeh and R. Khatchadourian, "Going big: a large-scale study on what big data developers ask," ser. ESEC/FSE 2019. New York, NY, USA: Association for Computing Machinery, 2019, p. 432–442. [Online]. Available: <https://doi.org/10.1145/3338906.3338939>
- [9] X.-L. Yang, D. Lo, X. Xia, Z. Wan, and J.-L. Sun, "What security questions do developers ask? a large-scale study of stack overflow posts," *Journal of Computer Science and Technology*, vol. 31, pp. 910–924, 09 2016.
- [10] A. H. Shaifil Alam Chowdhury, "Mining stackoverflow to filter out off-topic irc discussion," pp. 422–425, 2015.
- [11] A. A. Bangash, H. Sahar, S. Chowdhury, A. W. Wong, A. Hindle, and K. Ali, "What do developers know about machine learning: A study of ml discussions on stackoverflow," in *2019 IEEE/ACM 16th International Conference on Mining Software Repositories (MSR)*, 2019, pp. 260–264.
- [12] Z. Wan, X. Xia, and A. E. Hassan, "What do programmers discuss about blockchain? a case study on the use of balanced lda and the reference architecture of a domain to capture online discussions about blockchain platforms across stack exchange communities," *IEEE Transactions on Software Engineering*, vol. PP, 06 2019.
- [13] F. G. Paas and J. J. Van Merriënboer, "Instructional control of cognitive load in the training of complex cognitive tasks," *Educational psychology review*, vol. 6, pp. 351–371, 1994.
- [14] J. J. Van Merriënboer and J. Sweller, "Cognitive load theory and complex learning: Recent developments and future directions," *Educational psychology review*, vol. 17, pp. 147–177, 2005.
- [15] G. Uddin, F. Sabir, Y.-G. Guéhéneu, O. Alam, and F. Khomh, "An empirical study of iot topics in iot developer discussions on stack overflow," *Empirical Software Engineering*, vol. 26, no. 121, p. 45, 2021.
- [16] M. Tanzil, S. Chowdhury, S. Modaberi, G. Uddin, and H. Hemmati, "A systematic mapping study of crowd knowledge enhanced software engineering research using stack overflow," *arXiv preprint arXiv:2408.07913*, 2024.
- [17] T. Bi, P. Liang, A. Tang, and X. Xia, "Mining architecture tactics and quality attributes knowledge in stack overflow," *Journal of Systems and Software*, vol. 180, p. 111005, 2021.
- [18] N. Gantayat, P. Dhoolia, R. Padhye, S. Mani, and V. S. Sinha, "The synergy between voting and acceptance of answers on stackoverflow-or the lack thereof," in *2015 IEEE/ACM 12th Working Conference on Mining Software Repositories*, 2015, pp. 406–409.
- [19] C. Treude and M. P. Robillard, "Augmenting api documentation with insights from stack overflow. in 2016 IEEE/ACM 38th international conference on software engineering (icse)," *IEEE*, 392–403, 2016.
- [20] T. Diamantopoulos and A. Symeonidis, "Employing source code information to improve question-answering in stack overflow," in *2015 IEEE/ACM 12th Working Conference on Mining Software Repositories*, 2015, pp. 454–457.
- [21] G. Pinto, F. Castor, and Y. D. Liu, "Mining questions about software energy consumption," in *Proceedings of the 11th Working Conference on Mining Software Repositories*, ser. MSR 2014. New York, NY, USA: Association for Computing Machinery, 2014, p. 22–31. [Online]. Available: <https://doi.org/10.1145/2597073.2597110>
- [22] J. Han, E. Shihab, Z. Wan, S. Deng, and X. Xia, "What do programmers discuss about deep learning frameworks," *Empirical Software Engineering*, vol. 25, no. 5, pp. 2694–2747, 2020.
- [23] E. S. Christoffer Rosen, "What are mobile developers asking about? a large scale study using stack overflow," *Empirical Software Engineering*, vol. 21, no. 5, p. 1192–1223, 2016.
- [24] A. Abdellatif, D. Costa, K. Badran, R. Abdalkareem, and E. Shihab, "Challenges in chatbot development: A study of stack overflow posts," in *Proceedings of the 17th International Conference on Mining Software Repositories*, ser. MSR '20. New York, NY, USA: Association for Computing Machinery, 2020, p. 174–185. [Online]. Available: <https://doi.org/10.1145/3379597.3387472>
- [25] P. S. Kochhar, "Mining testing questions on stack overflow," in *Proceedings of the 5th International Workshop on Software Mining*, 2016, p. 32–38.
- [26] A. Peruma, S. Simmons, E. A. AlOmar, C. D. Newman, M. W. Mkaouer, and A. Ouni, "How do i refactor this? an empirical study on refactoring trends and topics in stack overflow," *Empirical Software Engineering*, vol. 27, no. 1, p. 11, 2022.
- [27] K. Mahmood, G. Rasool, F. Sabir, and A. Athar, "An empirical study of web services topics in web developer discussions on stack overflow," *IEEE Access*, vol. 11, pp. 9627–9655, 2023.
- [28] J. Zou, L. Xu, W. Guo, M. Yan, D. Yang, and X. Zhang, "Which non-functional requirements do developers focus on? an empirical study on stack overflow using topic analysis," in *2015 IEEE/ACM 12th Working Conference on Mining Software Repositories*, 2015, pp. 446–449.
- [29] S. Ahmed and M. Bagherzadeh, "What do concurrency developers ask about? a large-scale study using stack overflow," in *Proceedings of the 12th ACM/IEEE international symposium on empirical software engineering and measurement*, 2018, pp. 1–10.
- [30] J. Fereday and E. Muir-Cochrane, "Demonstrating rigor using thematic analysis: A hybrid approach of inductive and deductive coding and theme development," *International Journal of Qualitative Methods*, vol. 5, pp. 1–11, 03 2006.
- [31] S. B. Niku, *Introduction to robotics: analysis, control, applications*. John Wiley & Sons, 2020.
- [32] A. Barua, S. W. Thomas, and A. E. Hassan, "What are developers talking about? an analysis of topics and trends in stack overflow," *Empirical Software Engineering*, vol. 19, no. 4, pp. 619–654, 2014.
- [33] T. Bowell and G. Kemp, *Critical thinking: A concise guide*. Routledge, 2005.
- [34] D. M. Blei, A. Y. Ng, and M. I. Jordan, "Latent dirichlet allocation," *Journal of machine Learning research*, vol. 3, p. 1–24, 2003.

no. Jan, pp. 993–1022, 2003.