

Five Years of COVID-19 Discourse on Instagram: A Labeled Instagram Dataset of Over Half a Million Posts for Multilingual Sentiment Analysis

Nirmalya Thakur

Department of Electrical Engineering and Computer Science
South Dakota School of Mines and Technology
Rapid City, SD 57701, USA
nirmalya.thakur@sdsmt.edu

Abstract—The outbreak of COVID-19 served as a catalyst for content creation and dissemination on social media platforms, as such platforms serve as virtual communities where people can connect and communicate with one another seamlessly. While there have been several works related to the mining and analysis of COVID-19-related posts on social media platforms such as Twitter (or X), YouTube, Facebook, and TikTok, there is still limited research that focuses on the public discourse on Instagram in this context. Furthermore, the prior works in this field have only focused on the development and analysis of datasets of Instagram posts published during the first few months of the outbreak. The work presented in this paper aims to address this research gap and makes three scientific contributions to this field. First, it presents a multilingual dataset of 500,153 Instagram posts about COVID-19 published between January 2020 and September 2024. This dataset, available at <https://dx.doi.org/10.21227/d46p-v480>, contains Instagram posts in 161 different languages as well as 535,021 distinct hashtags. After the development of this dataset, multilingual sentiment analysis was performed, which involved classifying each post as positive, negative, or neutral. The results of sentiment analysis are presented as a separate attribute in this dataset. Second, it presents the results of performing sentiment analysis per year from 2020 to 2024. The findings revealed the trends in sentiment related to COVID-19 on Instagram since the beginning of the pandemic. For instance, between 2020 and 2024, the sentiment trends show a notable shift, with positive sentiment decreasing from 38.35% to 28.69%, while neutral sentiment rising from 44.19% to 58.34%. Finally, the paper also presents findings of language-specific sentiment analysis. This analysis highlighted similar and contrasting trends of sentiment across posts published in different languages on Instagram. For instance, out of all English posts, 49.68% were positive, 14.84% were negative, and 35.48% were neutral. In contrast, among Hindi posts, 4.40% were positive, 57.04% were negative, and 38.56% were neutral, reflecting distinct differences in the sentiment distribution between these two languages.

Keywords—COVID-19, Data Mining, Social Media, Sentiment Analysis, Natural Language Processing, Machine Learning

I. INTRODUCTION

In December 2019, an outbreak of coronavirus disease 2019 (COVID-19) due to severe acute respiratory syndrome

coronavirus 2 (SARS-CoV-2) began in China. [1]. After the initial outbreak, COVID-19 soon spread to different parts of the world, and on March 11, 2020, the World Health Organization (WHO) declared COVID-19 an emergency [2]. As of September 15, 2024, there have been 776,281,230 cases and 7,065,880 deaths due to COVID-19 on a global scale [3]. The SARS-CoV-2 virus has structural features similar to other coronaviruses such as SARS-CoV and MERS. The fatality rate of COVID-19 is lower than SARS-CoV and MERS. However, the pandemic caused by COVID-19 has been much more devastating than SARS-CoV and MERS [3]. COVID-19 resulted in a number of cases and deaths on a global scale – the likes of which humanity had not witnessed in centuries. COVID-19 also led to major disruptions in global economies. During the first few months of the outbreak, the imposition of lockdowns in different parts of the world led to the interruption of supply chains, unemployment, disruption of education, reduced physical activity, and increased mental health issues [5-7]. In addition to this, the healthcare sector was significantly overwhelmed due to an increase in demand for services and supplies [8,9].

In the last decade and a half, social media platforms have emerged as invaluable sources for seeking and sharing information during virus outbreaks. The patterns of content creation and dissemination on social media can be interpreted and analyzed using concepts of Natural Language Processing, Machine Learning, and Data Science to understand web behavior, infer public sentiment, identify misinformation, evaluate the effectiveness of public health campaigns, track mental health issues, detect real-time crisis communication, track supply shortages, and identifying trends in preventive behavior, related to virus outbreaks [10-13]. As a result, the mining and analysis of social media data to conduct syndromic surveillance, with a specific focus on public health, has attracted the attention of researchers from different disciplines in the recent past [14-17].

During the COVID-19 pandemic, the usage of social media platforms increased tremendously. Internet use increased by 50-70%, with approximately half of that time spent on social media [18]. Platforms like Instagram, Twitter, and TikTok saw increased engagement as people sought both entertainment and

social interaction during periods of isolation. A study focusing on U.S. adolescents reported an average screen time of 7.7 hours per day during the pandemic, much of which was dedicated to social media use [19]. This increase in social media usage not only underscored the considerable and consistent reliance of the global population on digital platforms for maintaining social connections but also resulted in the generation of tremendous amounts of Big Data. This Big Data served as a rich resource for researchers from different disciplines to understand public sentiment, behavioral changes, and the collective psychological impact of the pandemic. The significant increase in the usage of social media platforms also facilitated the rapid spread of both reliable information and misinformation related to COVID-19 [20,21].

Instagram, a globally popular social media platform with over 2 billion users [22], has become even more popular since the outbreak of COVID-19. The visual-centric nature of Instagram made it an ideal medium for sharing personal experiences, health-related information, and creative content amidst the pandemic. Instagram's emphasis on imagery and short videos allowed users to convey complex emotions and narratives succinctly, fostering a sense of community and shared experience during the lockdowns in different parts of the world [23,24]. This increasing popularity of Instagram since the beginning of the COVID-19 outbreak, its diverse user base, and global reach highlight its potential as a rich resource for analyzing public sentiment and discourse related to COVID-19 as well as for investigating language diversity and cultural trends that have emerged on Instagram in this context. Despite the global popularity of Instagram, there is still limited research related to the mining and analysis of the public discourse related to COVID-19 on Instagram.

In the past couple of years or so, there have been multiple works that focused on the development and analysis of datasets of social media posts in different languages related to COVID-19, for example – social media posts about COVID-19 in English [25-28], Bengali [29,30], Spanish [31, 32], Turkish [33-35], Arabic [36-38], Hindi [39-41], Indonesian [42-44], and Italian [45-47], just to name a few. However, most of these works have not focused on the mining and analysis of posts about COVID-19 on Instagram. Furthermore, these works have primarily focused on a specific language and analyzed posts published during the first few months of the outbreak. While multiple multilingual datasets of social media posts about COVID-19 do exist (for example: [48-54]), those datasets contain Tweets (or posts on X) about COVID-19. A prior work by Zarei et al. [55] involved the development of a dataset of Instagram posts about COVID-19. However, that work contains posts published only during the first few months of the pandemic, from January 5, 2020 to March 30, 2020. In addition to the above, no prior work in this field has focused on the development of an Instagram dataset, which is labeled for sentiment analysis. A multilingual dataset of Instagram posts about COVID-19, labeled for sentiment analysis, is expected to serve as a resource for the investigation of a wide range of research questions with a specific focus on the investigation of the public discourse on social media in the context of COVID-19, such as:

- (1) How does sentiment toward COVID-19 vary across different languages?
- (2) How has public sentiment toward COVID-19 evolved from 2020 to the present?
- (3) How do cultural differences affect social media discourse about COVID-19 across various languages?
- (4) How has COVID-19 impacted mental health, as reflected in social media posts across different languages?
- (5) How effective were public health campaigns in shifting public sentiment in different languages?
- (6) What patterns of vaccine hesitancy or support are present in different languages?
- (7) How did geopolitical events influence public sentiment about COVID-19 in multilingual social media discourse?
- (8) What role does social media discourse play in shaping public behavior toward COVID-19 in different linguistic communities?
- (9) How does the sentiment of minority or underrepresented languages compare to that of major world languages regarding COVID-19?
- (10) What insights can be gained by comparing the sentiment of COVID-19 posts in widely spoken languages (e.g., English, Spanish) to those in less common languages?

In addition to the above, such a dataset will also be helpful for the training and testing of machine learning models for sentiment analysis of social media posts related to COVID-19. The work of this paper aims to address these research gaps. It presents a multilingual dataset of more than half a million posts about COVID-19 on Instagram, labeled for sentiment analysis. These posts are available in 161 different languages and were published on Instagram between January 2020 and September 2024. The paper also presents the findings of performing sentiment analysis per year from 2020 to 2024, as well as the findings of performing language-specific sentiment analysis.

The rest of this paper is organized as follows. Section II presents a review of recent research works in this field and discusses the research gaps in detail. The methodology is explained in Section III, which is followed by the results in Section IV. Section V concludes the paper, which is followed by the references.

II. LITERATURE REVIEW

The COVID-19 pandemic led to a tremendous increase in the use of social media platforms, including Instagram, for communication, information dissemination, and expression of views and opinions on a wide range of topics. There have been multiple studies that have focused on mining and analysis of these patterns of information creation and dissemination about COVID-19 on Instagram. Priadana et al. [56] analyzed 10,403 Instagram posts containing #wabahcorona published between February 28, 2020, and May 18, 2020. Their study highlighted the role of hashtags for COVID-19-related content creation and dissemination on Instagram. Rogowska et al. [57] recruited 954 students between the ages of 19 and 42 for their study. The results showed that the prevalence of Instagram addiction, loneliness, and dissatisfaction with life was 17.19%, 75%, and 40.15%, respectively. The work of Lee et al. [58] focused on studying the usage of #slowfashionaustralia in Instagram posts about COVID-19. The work of Quinn et al. [59] focused on misinformation analysis on Instagram in the context of COVID-

19. They analyzed posts containing #hoax, #governmentlies, and #pandemic published between April 21, 2020, and April 30, 2020. Their study resulted in the identification of multiple themes related to general mistrust and conspiracy theories in the context of the public discourse on Instagram about COVID-19 during that time. Rajan et al. [60] explored how right-wing nationalist movements used Instagram to spread Islamophobia during the pandemic to illustrate how social media platforms became vehicles for political and social tensions during the crisis. Basch et al. [61] collected Instagram posts containing #momjuice and #winemom with a specific focus on studying alcohol-related content posted by mothers on Instagram during COVID-19. The work of Er et al. [62] involved studying Instagram posts by parents in the context of COVID-19 that included #korona (corona) and #evdekal (stay home). The authors analyzed 401 Instagram posts published by parents about their children between April 18, 2020, and April 30, 2020.

Sui et al. [63] studied fitness videos on YouTube and Instagram to infer the levels of engagement with a specific focus on views, likes, and comments. Their work involved studying videos published between March 11, 2020, and June 30, 2020. The findings of their work showed that for every channel, the peak engagement was associated with the initial video, and thereafter, the engagement gradually declined. The work of Tuomi et al. [64] involved using a mixed methods approach to investigate the patterns of Instagram usage by high-profile Finnish restaurants during the COVID-19-related national lockdown. They studied 1119 Instagram posts published by 45 restaurants and interviewed restaurant managers. The findings of their work showed that the number of likes on Instagram posts by these restaurants stayed relatively similar to before the lockdown. However, there was a significant increase in the number of comments.

Wati et al. [65] aimed to infer the effectiveness of Instagram as a promotional tool during COVID-19. They analyzed the Instagram posts of a popular restaurant, FOS Food Mojokerto Restaurant, in their study. Dušek et al. [66] studied the variations in Instagram usage in university students before and during COVID-19. A similar study that focused on analyzing Instagram usage during COVID-19 was performed by Dou et al. [67]. In terms of public health communication, hospitals and health organizations use Instagram to disseminate information about COVID-19. Aufa et al. [68] examined the engagement rates of Instagram accounts of different hospitals and found that health-related posts saw a significant increase in engagement during COVID-19. Lucibello et al. [69] studied 668 Instagram posts containing #quarantine15 to interpret the patterns of content creation and dissemination during COVID-19 with a specific focus on body image-related matters. The results showed that the posts containing human figures (57.5%) showcased individuals who were perceived as lower weight (88.8%), white (70.3%), and women (87%). Approximately one-third (34.4 %) of the images containing individuals were considered objectifying. Amanatidis et al. [70] studied Instagram posts published by three companies involved in COVID-19 vaccine research. The findings revealed a neutral to negative sentiment, with highly polarized user post distributions. Niknam et al. [71] studied 1612 Instagram posts about COVID-19 published

between February 19, 2020, and April 3, 2020. They identified 23 themes of conversations in these posts.

In summary, even though several works in this field have focused on the investigation of different research questions with a specific focus on mining and analyzing Instagram posts about COVID-19, multiple research gaps still remain. First, there is a need for a multiyear dataset of Instagram posts about COVID-19. Most studies have been limited to short-term analysis, often focusing on the early stages of the pandemic. A multiyear dataset would provide valuable insights into how public sentiment, behavior, and engagement have evolved over time, especially as the pandemic progressed through different phases, such as the introduction of vaccines, the emergence of new variants, and shifting public health measures. Second, there is a need for a multilingual dataset. Much of the existing research has focused on English-language posts, which limits the generalizability of findings to non-English-speaking populations. Given the global nature of the pandemic, a dataset that includes posts in multiple languages would allow for a more comprehensive understanding of how COVID-19 was experienced across different cultural and linguistic contexts. Finally, a labeled dataset is needed for sentiment analysis. While sentiment analysis has been used in COVID-19-related Instagram studies, the absence of labeled datasets has limited the usage and application of supervised learning models in this context. Developing a labeled dataset is expected to contribute to the development and optimization of classification models for sentiment analysis of Instagram posts about COVID-19. The work presented in this paper aims to address these research gaps. The step-by-step methodology that was followed for the development of the dataset is presented in Section III.


















III. METHODOLOGY

The dataset was developed by mining Instagram posts that contained at least one hashtag related to COVID-19, published on Instagram between January 21, 2020, and September 23, 2024. In this context, September 23, 2024, was the most recent date at the time of development of this dataset. To perform the data mining process, prior works in this field and trending hashtags related to COVID-19 were reviewed, and a list of hashtags related to COVID-19 was developed. These hashtags are shown in Table 1.

Table 1: Hashtags related to COVID-19 which were used for Data Mining

#covid	#CoronavirusLockdown
#covid_19	#postcovid19
#coronavirus	#freecovidtesting
#covid19	#covid19outbreak
#covidtesting	#Unite2FightCorona
#CoronaVirusUpdates	#covid2020
#corona	#covidkindness
#covidpandemic	#CoronaUpdate
#coronavirusoutbreak	#coronavirusmemes
#covidvaccine	#longcovidsymptoms
#covidupdate	#covidmemes

😄	Grinning Squinting Face	😓	Anxious Face with Sweat
😃	Grinning Face with Sweat	😌	Sad but Relieved Face
😂	Face with Tears of Joy	😓	Downcast Face with Sweat
🤪	Rolling on the Floor Laughing	🤔	Thinking Face
😊	Smiling Face with Smiling Eyes	🤗	Hugging Face
😇	Smiling Face with Halo	😬	Face with Hand Over Mouth
😊	Slightly Smiling Face	😬	Shushing Face
😐	Upside-Down Face	😐	Neutral Face
😏	Winking Face	😐	Expressionless Face
😍	Smiling Face with Heart-Eyes	😐	Face Without Mouth
😘	Face Blowing a Kiss	😬	Hushed Face
😗	Kissing Face	😬	Frowning Face with Open Mouth
😙	Kissing Face with Smiling Eyes	😬	Anguished Face
😚	Kissing Face with Closed Eyes	😬	Face with Open Mouth
😋	Face Savoring Food	😬	Astonished Face
😛	Face with Tongue	😴	Sleeping Face
😜	Squinting Face with Tongue	😬	Drooling Face
😝	Winking Face with Tongue	😴	Sleepy Face
😞	Zany Face	😵	Dizzy Face
😟	Face with Raised Eyebrow	😬	Zipper-Mouth Face
😏	Face with Monocle	😴	Woozy Face
😎	Nerd Face	😬	Face with Medical Mask
😎	Smiling Face with Sunglasses	🌡️	Face with Thermometer
😏	Smirking Face	🩹	Face with Head-Bandage
😐	Unamused Face	🤢	Nauseated Face
😞	Disappointed Face	🤮	Face Vomiting
😞	Pensive Face	🤧	Sneezing Face
😟	Worried Face	😼	Smiling Face with Horns
😟	Confused Face	😼	Angry Face with Horns
😟	Slightly Frowning Face	💀	Skull
😟	Frowning Face	💀	Skull and Crossbones
😞	Persevering Face	👻	Ghost
😟	Confounded Face	👽	Alien
😴	Tired Face	🤖	Robot
😴	Weary Face	🎃	Jack-O-Lantern

	Crying Face		Grinning Cat
	Loudly Crying Face		Grinning Cat with Smiling Eyes
	Face with Steam From Nose		Cat with Tears of Joy
	Angry Face		Smiling Cat with Heart-Eyes
	Pouting Face		Cat with Wry Smile
	Face with Symbols on Mouth		Kissing Cat
	Exploding Head		Weary Cat
	Flushed Face		Crying Cat
	Pouting Cat		

IV. RESULTS AND DISCUSSIONS

The dataset that was developed is available on IEEE Dataport at <https://dx.doi.org/10.21227/d46p-v480>. It contains 500,153 Instagram posts about COVID-19 published between January 21, 2020 to September 23, 2024. There are a total of 535,021 distinct hashtags present in this dataset. Table 3 presents a data description of this dataset.

Table 3. Data Description of this dataset

Attribute Name	Attribute Description
PostID	Unique ID of each Instagram post
Post Description	Complete description of each post in the language in which it was originally published
Date	Date of publication of each post in MM/DD/YYYY format
Language Code	The language code of each post (for example, “en”)
Full Language	The full form of the language of each post (for example, “English”)
Sentiment	Results of sentiment analysis (using the preprocessed version of each post) where each post was classified as positive, negative, or neutral



Figure 1. A word cloud representation of all the languages present in this dataset

The Instagram posts in this dataset are present in 161 different languages out of which the top 10 languages in terms of frequency are English (343041 posts), Spanish (30220 posts), Hindi (15832 posts), Portuguese (15779 posts), Indonesian (11491 posts), Tamil (9592 posts), Arabic (9416 posts), German (7822 posts), Italian (5162 posts), Turkish (4632 posts). Figure 1 shows a word cloud of all the languages present in this dataset. The results of performing sentiment analysis to identify the trends of sentiment related to COVID-19 per year between 2020 and 2024 are shown in Figures 2 to 6.

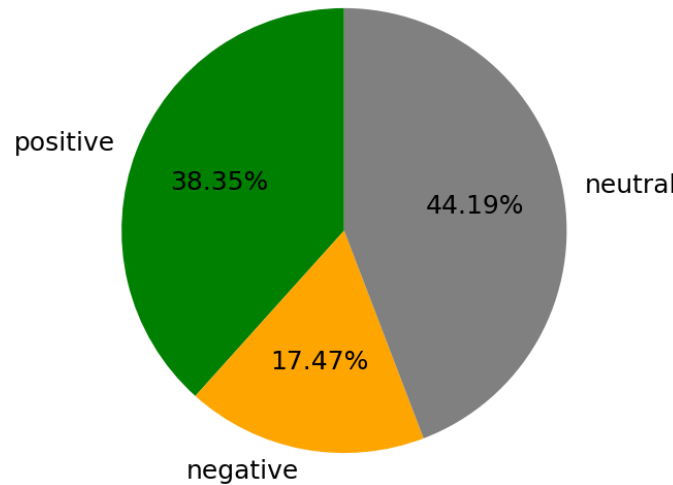


Figure 2. A pie chart that represents the variation of positive, negative, and neutral posts about COVID-19 in 2020

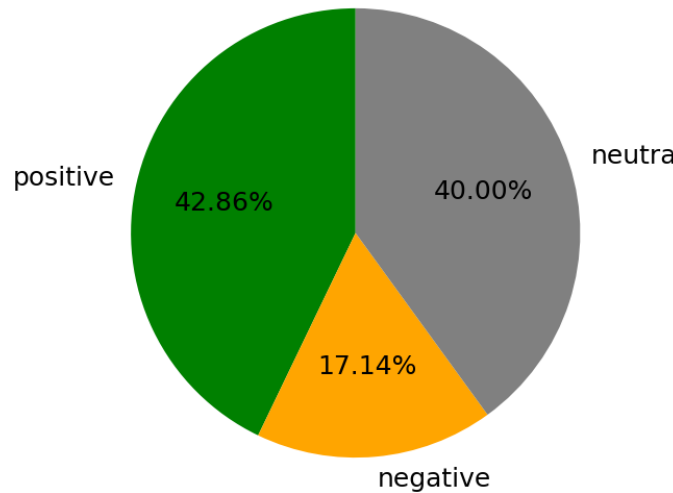


Figure 3. A pie chart that represents the variation of positive, negative, and neutral posts about COVID-19 in 2021

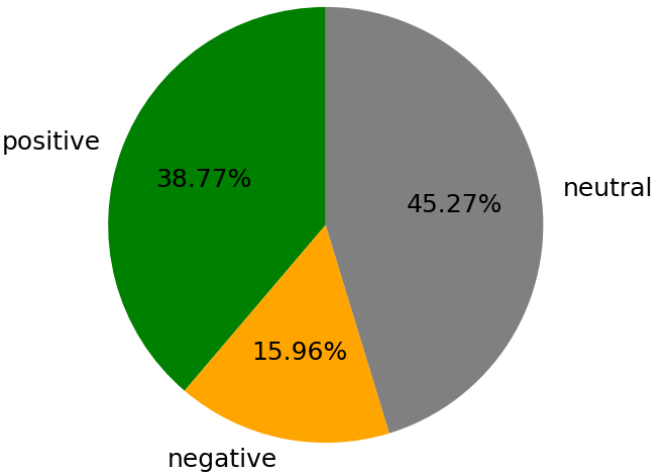


Figure 4. A pie chart that represents the variation of positive, negative, and neutral posts about COVID-19 in 2022

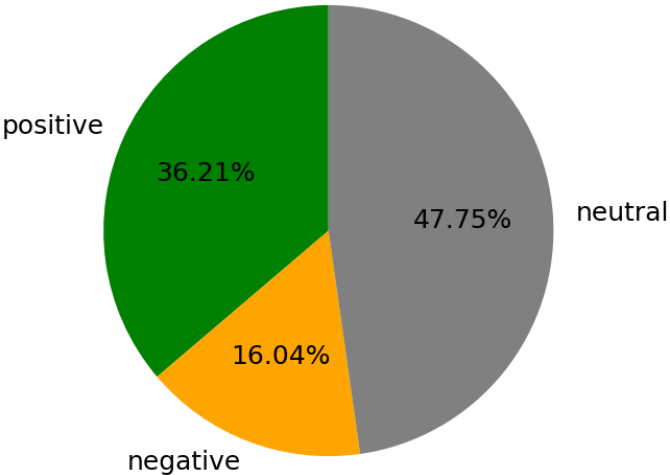


Figure 5. A pie chart that represents the variation of positive, negative, and neutral posts about COVID-19 in 2023

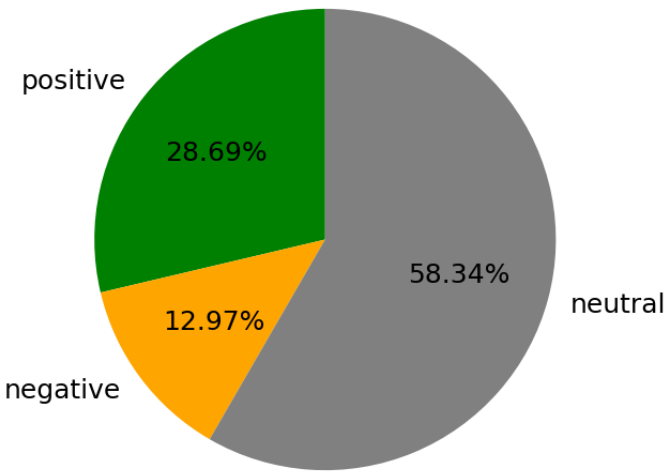
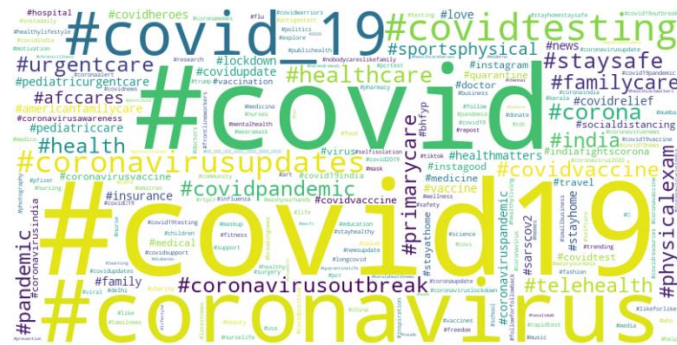


Figure 6. A pie chart that represents the variation of positive, negative, and neutral posts about COVID-19 in 2024

It is worth mentioning here that Figure 6 presents the findings of sentiment analysis for 2024 by taking into account Instagram posts about COVID-19 published between January 1, 2024, and September 23, 2024, as September 23, 2024, was the most recent date, at the time of development of this dataset. The sentiment distribution across different years provides an interesting view of how public discourse on Instagram shifted during the COVID-19 pandemic. In 2020, the first year of the global outbreak, around 38% of posts exhibited positive sentiment, while about 44% were neutral. These figures might suggest that much of the conversation during the initial stages of the pandemic was centered around sharing information and updates, potentially explaining the large proportion of neutral content. At the same time, positive posts could have reflected early optimism in the face of uncertainty. Approximately 17% of posts were classified as negative, which might indicate the challenges or anxieties some individuals experienced during the early days of the pandemic.

Thereafter, hashtag analysis was performed, and it was observed that there are 535,021 distinct hashtags with the top 10 hashtags in terms of frequency being #covid19 (169865 posts), #covid (132485 posts), #coronavirus (117518 posts), #covid_19 (104069 posts), #covidtesting (95095 posts), #coronavirusupdates (75439 posts), #corona (39416 posts), #healthcare (38975 posts), #staysafe (36740 posts), #coronavirusoutbreak (34567 posts). Figure 7 shows a word cloud of the hashtags present in this dataset.



Thereafter, language-specific sentiment analysis was performed. For paucity of space, the results of performing this analysis for the top 50 languages (in terms of frequency) are presented in Table 4.

Language	Positive (%)	Negative (%)	Neutral (%)
English	49.68	14.84	35.48
Spanish	7.01	8.95	84.04
Hindi	4.4	57.04	38.56
Portuguese	6.53	7.98	85.49
Indonesian	14.67	8.08	77.25
Tamil	0.8	6.04	93.16
Arabic	16.43	6.85	76.72
German	6.58	11.28	82.14
Italian	10.13	21.02	68.85
Turkish	17.64	13.26	69.11
Marathi	9.38	38.73	51.9
Thai	3.37	12.01	84.62
Telugu	11.14	12.85	76.01
Malay	23.15	12.99	63.86
French	17.83	29.32	52.86
Gujarati	3.45	31.14	65.41
Japanese	23.2	28.83	47.97
Urdu	7.87	36.79	55.34
Malayalam	1.67	11.25	87.07
Persian	7.88	21.36	70.76
Kannada	4.13	22.3	73.57
Bengali	7.01	17.71	75.28
Chinese (Traditional)	10.53	18.23	71.24
Chinese (Simplified)	5.01	46.46	48.53
Russian	4.55	5.56	89.89
Punjabi	0.95	3.05	96.01
Dutch	18.12	8.96	72.92

Greek	6.7	5.92	87.37
Polish	12.95	13.39	73.66
Azerbaijani	2.84	7.78	89.37
Odia (Oriya)	0.17	4.81	95.02
Korean	23.16	33.82	43.01
Swedish	13.74	29.86	56.4
Sinhala	4.11	7.12	88.77
Vietnamese	8.77	12.66	78.57
Ukrainian	4.61	4.96	90.43
Bosnian	16.46	12.66	70.89
Romanian	6.78	11.44	81.78
Catalan	13.3	20.6	66.09
Filipino	25.76	31	43.23
Slovak	9.22	18.45	72.33
Nepali	6.4	49.26	44.33
Swahili	6.4	31.03	62.56
Cantonese	5.56	18.69	75.76
Czech	13.27	26.02	60.71
Danish	17.58	13.19	69.23
Croatian	8.14	8.14	83.72
Finnish	21.3	33.73	44.97
Albanian	7.36	9.82	82.82
Oromo	11.2	9.6	79.2

Looking at sentiment across different languages from Table 4, English, which had a balanced mix of positive (49.68%) and neutral (35.48%) posts, may reflect the broad spectrum of content found in English-speaking regions. Spanish and Portuguese had notably high proportions of neutral sentiment, around 84% and 85%, respectively, which might indicate that discussions in these languages were more focused on sharing information than expressing strong emotional responses. In contrast, Hindi displayed a high proportion of negative sentiment at 57%, potentially indicating greater challenges or a more emotionally charged public conversation during key moments of the pandemic in Hindi-speaking regions. Indonesian content, with around 15% positive and 77% neutral sentiment, suggests a somewhat balanced mix of hope and practical discourse. However, the large neutral component aligns with the overall trend seen in many languages, where the need for information dissemination probably dominated the tone of posts. These observations of trends in sentiments across years and languages highlight the diversity of COVID-19-related content creation and dissemination on Instagram.

In addition to providing valuable analytical insights, the dataset also complies with the FAIR principles of scientific data management, i.e., Findability, Accessibility, Interoperability, and Reusability [76]. The dataset is findable, as it is assigned a unique and permanent DOI, making it easily discoverable for researchers across various disciplines. This DOI ensures that

anyone searching for datasets related to COVID-19 sentiment analysis can locate this resource. The dataset is also accessible, as it is available online in a widely used format (.xlsx), which can be downloaded and opened on any internet-connected device. This ensures that the data can be accessed globally across different platforms and operating systems. The interoperability of the dataset is ensured through its standard format, which is compatible with a wide range of software tools and frameworks, allowing researchers to analyze the data using various analytical methods. Finally, the dataset adheres to the principle of reusability, as it can be utilized for multiple studies focused on different aspects of COVID-19, such as sentiment analysis, language diversity, or thematic content.

This paper has a few limitations. First, although not explicitly mentioned in the description of the twitter-xlm-roberta-base-sentiment model, it was found that the model can handle up to 945 characters. Therefore, only the first 945 characters from the preprocessed version of each Instagram post (which was not published in English) were used for sentiment analysis. Second, Google Translate was used to detect the languages. Even though Google Translate has a high level of accuracy, it is not 100% accurate, and these language detections were not verified by native speakers of these respective languages. Third, the findings related to sentiment analysis presented in this paper are based on this dataset. As conversations on Instagram keep evolving on a frequent basis, it is possible that if new data related to COVID-19 posts on Instagram is collected in the future and sentiment analysis is performed on the same, the results obtained from such a study may vary from the results presented in this paper. Finally, it was observed during the data mining process that a small percentage of the Instagram posts involved the usage of COVID-19-related hashtags in Instagram posts that were not related to COVID-19. This unusual pattern of irrelevant hashtag usage was probably to gain more engagement on Instagram as COVID-19-related hashtags are usually more popular on Instagram than several other hashtags. These posts were removed by manually reviewing the dataset. As this process was performed manually, it might not have been the most optimal process for the identification and removal of such posts.

V. CONCLUSION

This paper presents a novel dataset of more than half a million Instagram posts related to COVID-19, collected from 2020 to 2024 and spanning more than 150 languages. The dataset is labeled for sentiment analysis and is expected to serve as a valuable resource for studying public sentiment across different regions, languages, and time periods. The sentiment analysis revealed distinct changes in the proportions of positive, negative, and neutral sentiments during the pandemic, highlighting how public conversations and emotional tones evolved as the situation unfolded globally. In 2020, for instance, 38.35% of the posts expressed positive sentiment, which gradually declined to 28.69% by 2024. During the same period, neutral sentiment increased from 44.19% to 58.34%, suggesting that as the pandemic continued, more of the online discussions probably became centered on routine updates or factual information. Negative sentiment fluctuated between 12.97% and 17.47%, remaining relatively stable. These shifts demonstrate how public emotions transformed over time, with neutral

sentiment gaining prominence, possibly reflecting a shift towards more pragmatic or less emotionally charged conversations.

The results of language-specific sentiment analysis highlighted significant differences in how various communities communicated on Instagram. For example, posts in English were largely positive, with 49.68% of them expressing positive sentiment and 35.48% being neutral. This suggests that while a significant portion of the discussions conveyed optimism, a considerable amount of content was likely more informational or neutral in tone. In contrast, languages like Spanish and Portuguese were dominated by neutral sentiment (84.04% and 85.49%, respectively), potentially emphasizing the informational nature of discussions in these communities. Hindi, on the other hand, had a notably higher negative sentiment at 57.04%, reflecting the more challenging circumstances faced in regions where Hindi is widely spoken. As COVID-19 continues to influence global discourse, the dataset is expected to serve as a useful resource for understanding the evolving emotional and social dynamics of the pandemic across diverse populations. Future work would involve performing topic modeling and topic-specific sentiment analysis to identify the trends of sentiment on Instagram that are associated with different topics related to COVID-19.

REFERENCES

- [1] A. S. Fauci, H. C. Lane, and R. R. Redfield, "Covid-19 — navigating the uncharted," *N. Engl. J. Med.*, vol. 382, no. 13, pp. 1268–1269, 2020.
- [2] D. Cucinotta and M. Vanelli, "WHO declares COVID-19 a pandemic," *Acta Biomed*, vol. 91, no. 1, pp. 157–160, 2020.
- [3] "COVID-19 cases," *datadot*. [Online]. Available: <https://data.who.int/dashboards/covid19/cases?n=0>. [Accessed: 04-Oct-2024].
- [4] N. Zhu *et al.*, "A novel Coronavirus from patients with pneumonia in China, 2019," *N. Engl. J. Med.*, vol. 382, no. 8, pp. 727–733, 2020.
- [5] D. W. Allen, "Covid-19 lockdown cost/benefits: A critical assessment of the literature," *Int. J. Econ. Bus.*, vol. 29, no. 1, pp. 1–32, 2022.
- [6] H. Onyeaka, C. K. Anumudu, Z. T. Al-Sharify, E. Egele-Godswill, and P. Mbaegbu, "COVID-19 pandemic: A review of the global lockdown and its far-reaching effects," *Sci. Prog.*, vol. 104, no. 2, p. 003685042110198, 2021.
- [7] J. Herby, L. Jonung, and S. H. Hanke, "A systematic literature review and meta-analysis of the effects of lockdowns on COVID-19 mortality II," *medRxiv*, 2023.
- [8] V. Alfano and S. Ercolano, "The efficacy of lockdown against COVID-19: A cross-country panel analysis," *Appl. Health Econ. Health Policy*, vol. 18, no. 4, pp. 509–517, 2020.
- [9] Z. Liu, Y. Shi, and B. Yang, "Open innovation in times of crisis: An overview of the healthcare sector in response to the COVID-19 pandemic," *J. Open Innov.*, vol. 8, no. 1, p. 21, 2022.
- [10] A. A. Berger and Berger, *Media Analysis Techniques*. Thousand Oaks, CA: SAGE Publications, 2017.
- [11] G. Szabo, G. Polatkan, P. Oscar Boykin, and A. Chalkiopoulos, *Social Media Data Mining and Analytics*. John Wiley & Sons, 2018.
- [12] N. Hu, "Sentiment analysis of texts on public health emergencies based on social media data mining," *Comput. Math. Methods Med.*, vol. 2022, pp. 1–7, 2022.
- [13] X. Huang *et al.*, "Social media mining under the COVID-19 context: Progress, challenges, and opportunities," *Int. J. Appl. Earth Obs. Geoinf.*, vol. 113, no. 102967, p. 102967, 2022.
- [14] L. Samaras, E. García-Barriocanal, and M.-A. Sicilia, "Syndromic surveillance using web data: a systematic review," *Innovation in Health Informatics*, pp. 39–77, 2019.
- [15] R. Sparks, A. Joshi, C. Paris, S. Karimi, and C. R. MacIntyre, "Monitoring events with application to syndromic surveillance using social media data," *Eng. Rep.*, vol. 2, no. 5, 2020.
- [16] G. E. Smith *et al.*, "Syndromic surveillance: two decades experience of sustainable systems – its people not just data!," *Epidemiol. Infect.*, vol. 147, no. e101, p. e101, 2019.
- [17] P. Pilipiec, I. Samsten, and A. Bota, "Surveillance of communicable diseases using social media: A systematic review," *PLoS One*, vol. 18, no. 2, p. e0282101, 2023.
- [18] A. Pandya and P. Lodha, "Social connectedness, excessive screen time during COVID-19 and mental health: A review of current evidence," *Front. Hum. Dyn.*, vol. 3, 2021.
- [19] J. M. Nagata *et al.*, "Screen time use among U.S. adolescents during the COVID-19 pandemic: Findings from the adolescent brain cognitive development (ABCD) study," *JAMA Pediatr.*, vol. 176, no. 1, p. 94, 2022.
- [20] S.-F. Tsao, H. Chen, T. Tisverasinghe, Y. Yang, L. Li, and Z. A. Butt, "What social media told us in the time of COVID-19: a scoping review," *Lancet Digit. Health*, vol. 3, no. 3, pp. e175–e194, 2021.
- [21] M. Cinelli *et al.*, "The COVID-19 social media infodemic," *Sci. Rep.*, vol. 10, no. 1, pp. 1–10, 2020.
- [22] "Instagram - statistics & facts," *Statista*. [Online]. Available: <https://www.statista.com/topics/1882/instagram>. [Accessed: 04-Oct-2024].
- [23] S. Elliot and M. W. Lever, "You Want to go where? Shifts in social media behaviour during the COVID-19 pandemic," *Ann. Leis. Res.*, vol. 27, no. 1, pp. 152–166, 2024.
- [24] F. M. Ameer, H. Harun, and N. Ibrahim, "Digital storytelling in public health: Lessons from COVID-19- related Instagram stories for future crises," *IJCM*, vol. 5, no. 2, pp. 101–128, 2024.
- [25] A. Garain, "English language tweets dataset for COVID-19," 11-Jun-2020. [Online]. Available: <https://ieee-dataport.org/open-access/english-language-tweets-dataset-covid-19>. [Accessed: 04-Oct-2024].
- [26] R. Lamsal, "Design and analysis of a large-scale COVID-19 tweets dataset," *Appl. Intell.*, vol. 51, no. 5, pp. 2790–2804, 2021.
- [27] M. R. DeVerna *et al.*, "CoVaxxy: A collection of English-language Twitter posts about COVID-19 vaccines," *Proceedings of the International AAAI Conference on Web and Social Media*, vol. 15, pp. 992–999, 2021.
- [28] M. Qorib, T. Oladunni, M. Denis, E. Ososanya, and P. Cota, "Covid-19 vaccine hesitancy: Text mining, sentiment analysis and machine learning on COVID-19 vaccination Twitter dataset," *Expert Syst. Appl.*, vol. 212, no. 118715, p. 118715, 2023.
- [29] A. Garain, "COVID-19 tweets dataset for Bengali language," 10-Jun-2020. [Online]. Available: <https://ieee-dataport.org/open-access/covid-19-tweets-dataset-bengali-language>. [Accessed: 04-Oct-2024].
- [30] M. S. Zulfiker, N. Kabir, A. A. Biswas, S. Zulfiker, and M. S. Uddin, "Analyzing the public sentiment on COVID-19 vaccination in social media: Bangladesh context," *Array (N. Y.)*, vol. 15, no. 100204, p. 100204, 2022.
- [31] R. Y. Martínez, G. Blanco, and A. Lourenço, "Spanish Corpora of tweets about COVID-19 vaccination for automatic stance detection," *Inf. Process. Manag.*, vol. 60, no. 3, p. 103294, 2023.
- [32] A. Garain, "COVID-19 tweets dataset for Spanish language," 10-Jun-2020. [Online]. Available: <https://ieee-dataport.org/open-access/covid-19-tweets-dataset-spanish-language>. [Accessed: 04-Oct-2024].
- [33] D. Küçük and N. Arıcı, "Sentiment analysis and stance detection in Turkish tweets about COVID-19 vaccination," in *Advances in Web Technologies and Engineering*, Hershey, PA: IGI Global, 2022, pp. 371–387.
- [34] G. Mermer and G. Özsezer, "Discussions about COVID-19 vaccination on Twitter in Turkey: Sentiment analysis," *Disaster Med. Public Health Prep.*, vol. 17, no. e266, p. e266, 2023.
- [35] C. Balli, M. S. Guzel, E. Bostanci, and A. Mishra, "Sentimental analysis of Twitter users from Turkish content with Natural Language Processing," *Comput. Intell. Neurosci.*, vol. 2022, pp. 1–17, 2022.
- [36] A. Sarah, A. Ahmad, and A. Eisa, "Large Arabic Twitter Dataset on COVID-19," *arXiv [cs. S.I.]*, 2020.
- [37] H. Fatima, H. Maram, S. Reem, and E. Tamer, "ArCOV-19: The first Arabic COVID-19 Twitter dataset with propagation networks," *arXiv [cs.CL]*, 2020.
- [38] H. Fatima, H. Maram, S. Reem, and E. Tamer, "ArCOV19-Rumors: Arabic COVID-19 Twitter dataset for misinformation detection," *arXiv [cs.CL]*, 2020.
- [39] V. Jain and K. L. Kashyap, "Ensemble hybrid model for Hindi COVID-19 text classification with metaheuristic optimization

- algorithm," *Multimed. Tools Appl.*, vol. 82, no. 11, pp. 16839–16859, 2023.
- [40] A. Saroj, A. Thakur, and S. Pal, "Sentiment analysis on Hindi tweets during COVID-19 pandemic," *Comput. Intell.*, vol. 40, no. 1, 2024.
- [41] V. Jain and K. L. Kashyap, "Enhanced word vector space with ensemble deep learning model for COVID-19 Hindi text sentiment analysis," *Multimed. Tools Appl.*, 2024.
- [42] K. K. Agustiningsih, E. Utami, and M. A. Alsyabani, "Sentiment analysis of COVID-19 vaccines in Indonesia on Twitter using pre-trained and self-training word embeddings," *Jurnal Ilmu Komputer dan Informasi*, vol. 15, no. 1, pp. 39–46, 2022.
- [43] F. Binsar and T. Mauritsius, "Mining of social media on covid-19 big data infodemic in Indonesia," *J. Comput. Sci.*, 2020.
- [44] A. M. Tri Sakti, E. Mohamad, and A. A. Azlan, "Mining of opinions on COVID-19 large-scale social restrictions in Indonesia: Public sentiment and emotion analysis on online media," *J. Med. Internet Res.*, vol. 23, no. 8, p. e28249, 2021.
- [45] M. Mattei, G. Caldarelli, T. Squartini, and F. Saracco, "Italian Twitter semantic network during the Covid-19 epidemic," *EPJ Data Sci.*, vol. 10, no. 1, p. 47, 2021.
- [46] E. De Santis, A. Martino, and A. Rizzi, "An infoveillance system for detecting and tracking relevant topics from Italian tweets during the COVID-19 event," *IEEE Access*, vol. 8, pp. 132527–132538, 2020.
- [47] R. Catelli, S. Pelosi, C. Comito, C. Pizzuti, and M. Esposito, "Lexicon-based sentiment analysis to detect opinions and attitude towards COVID-19 vaccines on Twitter in Italy," *Comput. Biol. Med.*, vol. 158, no. 106876, p. 106876, 2023.
- [48] C. E. Lopez and C. Gallemore, "An augmented multilingual Twitter dataset for studying the COVID-19 infodemic," *Soc. Netw. Anal. Min.*, vol. 11, no. 1, 2021.
- [49] N. Chen, X. Chen, and J. Pang, "A multilingual dataset of COVID-19 vaccination attitudes on Twitter," *Data Brief*, vol. 44, no. 108503, p. 108503, 2022.
- [50] U. Qazi, M. Imran, and F. Ofli, "GeoCoV19: A dataset of hundreds of millions of multilingual COVID-19 tweets with location information," *SIGSPATIAL Spec.*, vol. 12, no. 1, pp. 6–15, 2020.
- [51] D. Uniyal and A. Agarwal, "IRLCov19: A large COVID-19 multilingual twitter dataset of Indian regional languages," in *Communications in Computer and Information Science*, Cham: Springer International Publishing, 2021, pp. 309–324.
- [52] E. L. Christian, V. Malolan, and G. Caleb, "Understanding the perception of COVID-19 policies by mining a multilanguage Twitter dataset," *arXiv [cs. S.I.]*, 2020.
- [53] M. Imran, U. Qazi, and F. Ofli, "TBCOV: Two billion multilingual COVID-19 tweets with sentiment, entity, Geo, and gender labels," *Data (Basel)*, vol. 7, no. 1, p. 8, 2022.
- [54] U. Naseem, I. Razzak, M. Khushi, P. W. Eklund, and J. Kim, "COVIDSenti: A large-scale benchmark twitter data set for COVID-19 sentiment analysis," *IEEE Trans. Comput. Soc. Syst.*, vol. 8, no. 4, pp. 1003–1015, 2021.
- [55] K. Zarei, R. Farahbakhsh, N. Crespi, and G. Tyson, "A First Instagram Dataset on COVID-19," *arXiv [cs. S.I.]*, 2020.
- [56] A. Priadana and S. P. Tahalea, "Hashtag activism and message frames: social network analysis of Instagram during the COVID-19 pandemic outbreak in Indonesia," *J. Phys. Conf. Ser.*, vol. 1836, no. 1, p. 012031, 2021.
- [57] A. Rogowska and P. Libera, "Life satisfaction and Instagram addiction among university students during the COVID-19 pandemic: The bidirectional mediating role of loneliness," *Int. J. Environ. Res. Public Health*, vol. 19, no. 14, p. 8414, 2022.
- [58] E. Lee and F. Weder, "Framing sustainable fashion concepts on social media. An analysis of #slowfashionaustralia Instagram posts and post-COVID visions of the future," *Sustainability*, vol. 13, no. 17, p. 9976, 2021.
- [59] E. K. Quinn, S. S. Fazel, and C. E. Peters, "The Instagram infodemic: Cobranding of conspiracy theories, Coronavirus disease 2019 and authority-questioning beliefs," *Cyberpsychol. Behav. Soc. Netw.*, vol. 24, no. 8, pp. 573–577, 2021.
- [60] B. Rajan and S. Venkatraman, "Insta-hate: An exploration of Islamophobia and right-wing nationalism on Instagram amidst the COVID-19 pandemic in India," *J. Arab Muslim Media Res.*, vol. 14, no. 1, pp. 71–91, 2021.
- [61] C. H. Basch, Z. C. Meleo-Erwin, J. Mohlman, J. Fera, and N. Quinones, "Use of the Instagram hashtags #winemom and #momjuice among mothers during the COVID-19 pandemic: Descriptive, cross-sectional study," *JMIR Pediatr. Parent.*, vol. 4, no. 2, p. e28991, 2021.
- [62] S. Er, N. H. Yilmaztürk, T. Özgül, and F. Çok, "Parents' shares on Instagram in the early days of the COVID-19 pandemic," *Turk. J. Educ.*, vol. 11, no. 1, pp. 1–15, 2022.
- [63] W. Sui, J. Rush, and R. E. Rhodes, "Engagement with web-based fitness videos on YouTube and Instagram during the COVID-19 pandemic: Longitudinal study," *JMIR Form. Res.*, vol. 6, no. 3, p. e25055, 2022.
- [64] A. Tuomi, I. Tussyadiah, and M. Ashton, "Covid-19 and Instagram: Digital service innovation in top restaurants," in *Information and Communication Technologies in Tourism 2021*, Cham: Springer International Publishing, 2021, pp. 464–475.
- [65] L. A. Wati, M. P. H. Safii, R. A. Lestariadi, and S. Supriyadi, "Effectiveness of using Instagram as a promotion media in the era of the covid-19 pandemics," in *Advances in Engineering Research*, 2021.
- [66] R. Dušek and N. Sagapova, "Instagram use among Czech young generation during COVID-19 lockdown period with restricted travel and services," *J. Tour. Serv.*, vol. 13, no. 24, pp. 150–163, 2022.
- [67] G. Y. Dou, "Toward a non-binary sense of mobility: insights from self-presentation in Instagram photography during COVID-19 pandemic," *Media Cult. Soc.*, vol. 43, no. 8, pp. 1395–1413, 2021.
- [68] B. Al Aufa, W. Sulistiadi, and F. A. Djawas, "Measuring Instagram activity and engagement rate of hospital: A comparison before and during COVID-19 pandemic," in *2020 3rd International Seminar on Research of Information Technology and Intelligent Systems (ISRITI)*, 2020, pp. 562–566.
- [69] K. M. Lucibello, M. F. Vani, A. Koulanova, M. L. deJonge, G. Ashdown-Franks, and C. M. Sabiston, "#quarantine15: A content analysis of Instagram posts during COVID-19," *Body Image*, vol. 38, pp. 148–156, 2021.
- [70] D. Amanatidis, I. Mylona, I. (eirini) Kamenidou, S. Mamalis, and A. Stavrianea, "Mining textual and imagery Instagram data during the COVID-19 pandemic," *Appl. Sci. (Basel)*, vol. 11, no. 9, p. 4281, 2021.
- [71] F. Niknam, M. Samadbeik, F. Fatehi, M. Shirdel, M. Rezazadeh, and P. Bastani, "COVID-19 on Instagram: A content analysis of selected accounts," *Health Policy Technol.*, vol. 10, no. 1, pp. 165–173, 2021.
- [72] "Detecting languages (advanced)," *Google Cloud*. [Online]. Available: <https://cloud.google.com/translate/docs/advanced/detecting-language-v3>. [Accessed: 04-Oct-2024].
- [73] "Stopwordsiso," *PyPI*. [Online]. Available: <https://pypi.org/project/stopwordsiso>. [Accessed: 04-Oct-2024].
- [74] C. Hutto and E. Gilbert, "VADER: A parsimonious rule-based model for sentiment analysis of social media text," *Proceedings of the International AAAI Conference on Web and Social Media*, vol. 8, no. 1, pp. 216–225, 2014.
- [75] "cardiffnlp/twitter-xlm-roberta-base-sentiment · Hugging Face," *Huggingface.co*. [Online]. Available: <https://huggingface.co/cardiffnlp/twitter-xlm-roberta-base-sentiment>. [Accessed: 04-Oct-2024].
- [76] M. D. Wilkinson *et al.*, "The FAIR Guiding Principles for scientific data management and stewardship," *Sci. Data*, vol. 3, no. 1, pp. 1–9, 2016.