

ARB-LLM: ALTERNATING REFINED BINARIZATIONS FOR LARGE LANGUAGE MODELS

Zhiteng Li^{1*}, Xianglong Yan^{1*}, Tianao Zhang¹, Haotong Qin², Dong Xie³,
Jiang Tian³, Zhongchao Shi³, Linghe Kong^{1†}, Yulun Zhang^{1†}, Xiaokang Yang¹

¹Shanghai Jiao Tong University, ²ETH Zürich, ³Lenovo Research

ABSTRACT

Large Language Models (LLMs) have greatly pushed forward advancements in natural language processing, yet their high memory and computational demands hinder practical deployment. Binarization, as an effective compression technique, can shrink model weights to just 1 bit, significantly reducing the high demands on computation and memory. However, current binarization methods struggle to narrow the distribution gap between binarized and full-precision weights, while also overlooking the column deviation in LLM weight distribution. To tackle these issues, we propose ARB-LLM, a novel 1-bit post-training quantization (PTQ) technique tailored for LLMs. To narrow the distribution shift between binarized and full-precision weights, we first design an alternating refined binarization (ARB) algorithm to progressively update the binarization parameters, which significantly reduces the quantization error. Moreover, considering the pivot role of calibration data and the column deviation in LLM weights, we further extend ARB to ARB-X and ARB-RC. In addition, we refine the weight partition strategy with column-group bitmap (CGB), which further enhance performance. Equipping ARB-X and ARB-RC with CGB, we obtain ARB-LLM_X and ARB-LLM_{RC} respectively, which significantly outperform state-of-the-art (SOTA) binarization methods for LLMs. As a binary PTQ method, our ARB-LLM_{RC} is the first to surpass FP16 models of the same size. The code and models will be available at <https://github.com/ZHITENGLI/ARB-LLM>.

1 INTRODUCTION

Recently, Transformer-based (Vaswani, 2017) large language models have shown impressive performance across various natural language processing tasks. However, this unprecedented capability is largely attributed to the sheer scale of these models, which often encompass billions of parameters. For instance, open pre-trained Transformer (OPT) series (Zhang et al., 2022) includes various models, with the largest boasting 66B parameters. Similarly, the LLaMA family (Touvron et al., 2023) features variants such as LLaMA3-70B, showcasing even larger architectures. The substantial memory requirements for inference in such large models (*e.g.*, 150 GB memory for a 70B model) pose significant challenges for their deployment on mobile devices.

The study of compressing LLMs can be categorized into weight quantization (Lin et al., 2024; Frantar et al., 2023), low-rank factorization (Zhang et al., 2024; Yuan et al., 2023), network pruning (Sun et al., 2024; Frantar & Alistarh, 2023), and knowledge distillation (Zhong et al., 2024; Gu et al., 2024). Among these, binarization, a specific technique within the realm of quantization, is particularly distinguished for its ability to achieve extreme memory compression, reducing storage requirements to as low as 1 bit. Given the substantial size of LLMs, some binarization methods adopt the post-training quantization (PTQ) framework to enable a rapid transition from full-precision models to compact binarized versions, requiring minimal resources (*e.g.*, binarizing a 70B model in one 80 GB GPU).

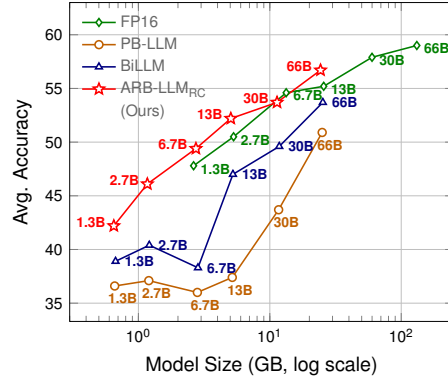


Figure 1: OPT performance on 7 zero-shot Question Answering (QA) datasets. Our ARB-LLM_{RC} outperforms the same-size FP16 models.

*Equal contribution

†Corresponding authors: Linghe Kong, linghe.kong@sjtu.edu.cn, Yulun Zhang, yulun100@gmail.com

Recent binary PTQ methods, such as PB-LLM (Shang et al., 2024) and BiLLM (Huang et al., 2024), emphasize the identification of salient weights, which are crucial for model performance (Lin et al., 2024). The higher-bit representation and refined searching strategy for salient weights help to achieve a better trade-off between performance and storage. Despite their success, the refinement of the binarization process itself remains largely unaddressed, resulting in a significant difference between the binarized weights and their full-precision counterparts. This gap presents a considerable obstacle to further enhance the performance of binary LLMs.

To minimize quantization error during the binarization process, we revisit the solutions for the binarization objective. Our analyses reveal that: (i) The current approach is suboptimal due to the distribution shift between binarized and full-precision weights after binarization. As shown in Figure 2, the mean of the binarized weights is not aligned with the full-precision mean. Consequently, refining the binarization parameters based on the initial distribution of the binarized weights can yield a more accurate estimation of the original weights. Furthermore, this refinement can be alternately applied to different binarization parameters, ultimately leading to a significantly improved estimation. (ii) While the calibration set is small, it plays a crucial role in the quantization of LLMs. However, the integration of calibration data for updating binarization parameters, which reflects a more realistic scenario, remains underexplored. (iii) The weight distribution in LLMs exhibits noticeable column-wise deviations (see Figure 3), suggesting that the standard row-wise binarization method is inflexible and potentially unsuitable. Thus, incorporating both row and column scaling factors can produce more representative binarization results.

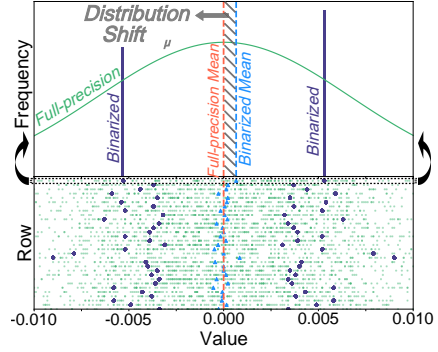


Figure 2: Distribution shift between the mean of **binarized** and **full-precision** weights. **Top**: distribution shift of one row. **Bottom**: distribution shifts of multiple rows. Each row represents a top view of the corresponding upper image.

With the above observations and analyses, we first propose Alternating Refined Binarization (ARB) to align the distribution between binarized and full-precision weights in standard binarization process. Then, we extend this approach by incorporating the calibration data and row-column-wise scaling factors, leading to two advanced extensions: ARB-X and ARB-RC. Additionally, based on previous methods, which divide salient and non-salient weights and group weights by magnitude, we refine the integration of these two divisions by a column-group bitmap (CGB).

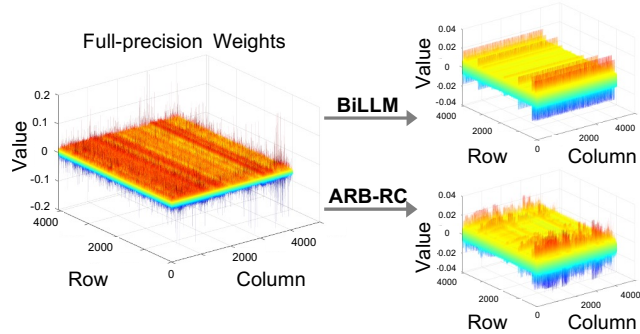


Figure 3: **Left**: Full-precision weights exhibit column-wise deviations. **Right**: BiLLM (Huang et al., 2024) with row-wise binarization smooths the deviations. Our ARB-RC with row-column-wise binarization effectively preserves them.

Our key contributions can be summarized as follows:

- We propose a novel binarization framework **ARB**, designed to progressively align the distribution between binarized and full-precision weights. In addition, we provide rigorous theoretical analyses of the quantization error throughout the progressive updates.
- Building on the basic **ARB** framework, we develop two advanced extensions: ARB with calibration data (**ARB-X**), and ARB along row-column axes (**ARB-RC**). They are tailored to address specific challenges in binarized large language models.
- We propose a refined strategy to combine the salient column bitmap and group bitmap (**CGB**), which improves the bitmap utilization and further enhances the performance.
- Extensive experiments demonstrate that our **ARB-LLM_{RC}** (**ARB-RC + CGB**) significantly outperforms SOTA binary PTQ methods while requiring less memory. Furthermore, **ARB-LLM_{RC}**, for the first time, surpasses same-size FP16 models on zero-shot QA datasets.

2 RELATED WORKS

2.1 NETWORK BINARIZATION

Network binarization compresses the parameters to only 1 bit (± 1) by using the sign function. Then, the straight through estimator (STE) (Bengio et al., 2013) is used to tackle the gradient vanishing during back-propagation if training a binary network. Binary weight network (BWN) (Rastegari et al., 2016) implemented binarization on weights while maintaining full-precision activations. XNOR-Net (Rastegari et al., 2016) extended this by binarizing weights and activations. They both focus on standard first-order binarization and employ a scaling factor α to reduce quantization error. Network sketching (Guo et al., 2017) extended the first-order binarization by proposing a binary coding quantization (BCQ) to approximate the full-precision weights with multiple binary matrices. Xu et al. (2018) improved BCQ by using a binary search tree to determine the optimal code. However, both methods are tailored for scenarios involving multiple binarizations and are not applicable to standard first-order binarization processes. In another direction, OneBit (Xu et al., 2024) extended the scaling factor to both weights and activations. BinaryMoS (Jo et al., 2024) introduced several scaling experts to improve the performance. Nevertheless, training these models requires substantial resources. For example, training OneBit on LLaMA-7B takes 7 days using 8 A100-80GB GPUs.

2.2 LARGE LANGUAGE MODEL QUANTIZATION

Current quantization techniques for large language models mainly fall into quantization-aware training (QAT) and post-training quantization (PTQ) frameworks.

Quantization-Aware Training (QAT). QAT integrates quantization into the training process, enabling the model to adapt to low-bit representations. Recent works have successfully applied QAT to LLMs. LLM-QAT (Liu et al., 2024) addressed data barrier issues in QAT training by adding data-free distillation. EfficientQAT (Chen et al., 2024) proposed an optimized QAT framework with two stages (*i.e.*, Block-AP and E2E-QP) to reduce QAT’s memory and computational overhead for LLMs. However, QAT still requires considerable computational resources, including significant GPU memory and more training time. Therefore, LLM quantization techniques such as QLoRA (Dettmers et al., 2024a) focused on parameter-efficient fine-tuning methods, which enhanced the efficiency of QAT. Nevertheless, the efficiency of the LLM quantization methods remained unsatisfactory.

Post-Training Quantization (PTQ). PTQ applied quantization directly to the existing model weights instead of retraining it. Therefore, it is significantly faster and more resource-efficient than QAT. Recent studies have effectively deployed PTQ in LLMs. RTN rounds weights to the nearest quantization level in order to ensure efficient runtimes when quantizing LLMs. Works like ZerqQuant (Yao et al., 2022) and BRECQ (Li et al., 2021) enhanced quantization accuracy by adding additional grouping labels for custom quantization blocks. GPTQ (Frantar et al., 2023) utilized layer-wise quantization and reduced the quantization error by second-order error compensation. Moreover, PB-LLM (Shang et al., 2024), SpQR (Dettmers et al., 2024b), and BiLLM (Huang et al., 2024) implemented a hybrid approach by selectively quantizing salient weights with low bits while binarizing non-salient weights. In addition, Smoothquant (Xiao et al., 2023) proposed a strategy of scaling weight and activation outliers, which simplified quantization. Thereafter, AWQ (Lin et al., 2024) and OWQ (Lee et al., 2024) also proposed scale transformations of salient weights for activation features to preserve their model capacity. Our work belongs to the category of binary PTQ, achieving a significant improvement over the SOTA method BiLLM.

3 METHOD

Overview. As shown in Figure 4, to progressively align the distribution between binarized and full-precision weights in LLMs, we first propose a framework Alternating Refined Binarization (ARB) in Section 3.1. Based on ARB framework, we propose the Alternating Refined Binarization with calibration data (ARB-X) to enhance the usage of the calibration set, which is crucial for binary LLMs. Additionally, we introduce the Alternating Refined Binarization along row-column axes (ARB-RC) to address the column deviation challenge in LLM weights. These methods are detailed in Sections 3.2 and 3.3, respectively. Finally, we discuss our refined strategy to combine salient column bitmap and group bitmap (CGB) in Section 3.4. Our final models, ARB-LLM_X and ARB-LLM_{RC}, are obtained by equipping ARB-X and ARB-RC with CGB respectively.

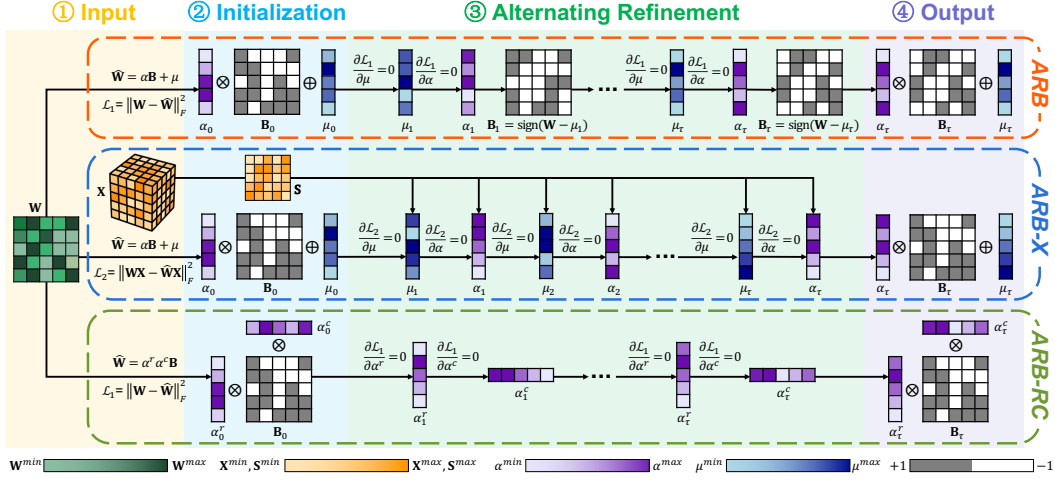


Figure 4: Overview of our ARB series. **ARB**: alternating refine mean, row scaling factor, and binarized matrix. **ARB-X**: introducing calibration data into the update of binarization parameters. **ARB-RC**: alternating refine row and column scaling factors.

3.1 ALTERNATING REFINED BINARIZATION (ARB)

We begin by discussing standard weight binarization in LLMs. For a full-precision weight $\mathbf{W} \in \mathbb{R}^{n \times m}$, we define the objective of binarization as (with dimension broadcasting omitted for simplicity)

$$\arg \min_{\alpha, \mathbf{B}} \|\widetilde{\mathbf{W}} - \alpha \mathbf{B}\|_F^2, \quad \text{where } \widetilde{\mathbf{W}} = \mathbf{W} - \mu, \quad \mu = \frac{1}{m} \sum_{j=1}^m \mathbf{W}_{.j}, \quad (1)$$

where $\alpha \in \mathbb{R}^n$ denotes the row-wise scaling factor, and $\mathbf{B} \in \{+1, -1\}^{n \times m}$ is a binary matrix.

Since the mean of \mathbf{W} is not necessarily zero, a common practice is to apply a row-wise redistribution before binarization. After redistribution, the weights achieve a row-wise zero-mean distribution, which facilitates the binarization process. Under the objective of binarization (Equation (1)), the optimal solutions for α and \mathbf{B} can be solved with $\alpha = \frac{1}{m} \sum_{j=1}^m |\widetilde{\mathbf{W}}_{.j}|$ and $\mathbf{B} = \text{sign}(\widetilde{\mathbf{W}})$ respectively. Then we can define the quantization error \mathcal{L}_1 after binarization as

$$\mathcal{L}_1 = \|\mathbf{W} - \widehat{\mathbf{W}}\|_F^2, \quad \text{where } \widehat{\mathbf{W}} = \alpha \mathbf{B} + \mu. \quad (2)$$

Moving forward, we aim to investigate how to reduce the quantization error \mathcal{L}_1 . We first define the residual matrix as $\mathbf{R} = \mathbf{W} - \widehat{\mathbf{W}}$. In analyzing the residual matrix \mathbf{R} , we observe a distribution shift in \mathbf{R} , where the mean of \mathbf{R} is not always zero due to inevitable errors during the binarization process (see Figure 2). To address this, we introduce a correction term δ_μ to the original mean μ , effectively mitigating the distribution shift. The refined mean is defined as follows:

$$\mu_{\text{refine}} = \mu + \delta_\mu, \quad \text{where } \delta_\mu = \frac{1}{m} \sum_{j=1}^m \mathbf{R}_{.j}. \quad (3)$$

This is equivalent to taking the partial derivative of \mathcal{L}_1 with respect to μ and setting it to 0, as shown in Figure 4. Since μ has been updated to μ_{refine} , the original α and \mathbf{B} are no longer optimal solutions for quantization error \mathcal{L}_1 . To further minimize the quantization error, the optimal solutions for α_{refine} and $\mathbf{B}_{\text{refine}}$ can be obtained by setting $\partial \mathcal{L}_1 / \partial \alpha = 0$, leading to the following expressions:

$$\alpha_{\text{refine}} = \frac{1}{m} \text{diag}(\mathbf{B}^\top (\mathbf{W} - \mu_{\text{refine}})), \quad \mathbf{B}_{\text{refine}} = \text{sign}(\mathbf{W} - \mu_{\text{refine}}). \quad (4)$$

After refining μ , α , and \mathbf{B} , we can obtain the $\widehat{\mathbf{W}}_{\text{refine}}$ as $\widehat{\mathbf{W}}_{\text{refine}} = \alpha_{\text{refine}} \cdot \mathbf{B}_{\text{refine}} + \mu_{\text{refine}}$. We find that this parameter update strategy can be extended to an iterative algorithm.

In each iteration, we sequentially update μ , α , and \mathbf{B} to ensure they are the optimal solutions under the current quantization error \mathcal{L}_1 . The pseudocode is shown in Algorithm 1, which extends **ARB** with group mask (a bitmap detailed in Section 3.4). Moreover, we theoretically analyze the quantization error during the **ARB** process and derive a specific value for the reduced quantization error after τ iterations, as stated in Theorem 1. The proof is provided in supplementary file.

Algorithm 1 First-Order Alternating Refined Binarization

<pre> func ARB¹(W, M, <i>T</i>) Input: W ∈ ℝ^{n×m} - full-precision weight M ∈ ℝ^{n×m} - group mask <i>T</i> - total iterations Output: $\widehat{\mathbf{W}} \in \mathbb{R}^{n \times m}$ 1: $\widehat{\mathbf{W}}, \alpha, \mathbf{B}, \mu := \text{binary}(\mathbf{W}, \mathbf{M})$ 2: for iter = 1, 2, ..., <i>T</i> do 3: R := W - $\widehat{\mathbf{W}}$ ▷ residual matrix 4: $\delta_\mu := \sum_j (\mathbf{R} \odot \mathbf{M})_{.j}$ 5: $\mu \leftarrow \mu + \delta_\mu$ ▷ refine mean 6: $\alpha \leftarrow \text{refine.alpha}(\mathbf{B}, \mathbf{W}, \mathbf{M}, \mu)$ 7: B ← sign(W - μ) ▷ refine B 8: $\widehat{\mathbf{W}} \leftarrow \alpha \mathbf{B} + \mu$ 9: end for 10: return $\widehat{\mathbf{W}}$ </pre>	<pre> func binary (W, M) 1: $\mu := \frac{1}{m} \sum_{j=1}^m (\mathbf{W} \odot \mathbf{M})_{.j}$ 2: $\widehat{\mathbf{W}} := \mathbf{W} - \mu$ 3: $\alpha := \frac{1}{m} \sum_{j=1}^m (\widehat{\mathbf{W}} \odot \mathbf{M})_{.j}$ 4: B := sign($\widehat{\mathbf{W}} \odot \mathbf{M}$) 5: $\widehat{\mathbf{W}} := \alpha \cdot \mathbf{B} + \mu$ 6: return $\widehat{\mathbf{W}}, \alpha, \mathbf{B}, \mu$ func refine.alpha (B, W, M, μ) 1: $num := \sum_{j=1}^m (\mathbf{B}_{.j} \odot \mathbf{M}_{.j}) \cdot (\mathbf{W}_{.j} - \mu)$ 2: $den := \sum_{j=1}^m (\mathbf{B}_{.j} \odot \mathbf{M}_{.j})^2 + \epsilon$ ▷ avoid zero-division 3: $\alpha := \frac{num}{den}$ 4: return α </pre>
---	---

Theorem 1. For any $\tau \geq 0$, Algorithm 1 achieves a quantization error \mathcal{L}_1^τ satisfying

$$\mathcal{L}_1^\tau = \mathcal{L}_1^0 - m((\alpha^\tau)^2 - (\alpha^0)^2 - (\mu^\tau - \mu^0)^2) \leq \mathcal{L}_1^0, \quad (5)$$

where α^0 and μ^0 denote the initial scaling factor and mean respectively, α^τ , μ^τ , and \mathcal{L}_1^τ represent the scaling factor, mean, and quantization error after the τ -th iteration respectively.

To achieve better quantization precision, we extend **ARB** to second-order binarization and apply it to salient weights, following BiLLM (Huang et al., 2024). The second-order binarized matrix $\widehat{\mathbf{W}}$ is

$$\widehat{\mathbf{W}} = \alpha_1 \mathbf{B}_1 + \alpha_2 \mathbf{B}_2 + \mu, \quad (6)$$

where μ_1 and μ_2 can be combined together as $\mu = \mu_1 + \mu_2$. Based on the first-order **ARB**, we use Equation 3 to update μ , then sequentially update α_1 and α_2 by setting $\partial \mathcal{L}_1 / \partial \alpha_1 = 0$ and $\partial \mathcal{L}_1 / \partial \alpha_2 = 0$ respectively, leading to the following formulas:

$$\tilde{\alpha}_1 = \frac{1}{m} \text{diag}(\mathbf{B}_1^\top (\mathbf{W} - \mu_{\text{refine}} - \alpha_2 \mathbf{B}_2)), \quad \tilde{\alpha}_2 = \frac{1}{m} \text{diag}(\mathbf{B}_2^\top (\mathbf{W} - \mu_{\text{refine}} - \tilde{\alpha}_1 \mathbf{B}_1)). \quad (7)$$

The final step is to update the binary matrices \mathbf{B}_1 and \mathbf{B}_2 . The objective of refining \mathbf{B}_1 and \mathbf{B}_2 is:

$$\tilde{\mathbf{B}}_1, \tilde{\mathbf{B}}_2 = \arg \min_{\mathbf{B}_1, \mathbf{B}_2} \|\mathbf{W} - \mu_{\text{refine}} - \tilde{\alpha}_1 \mathbf{B}_1 - \tilde{\alpha}_2 \mathbf{B}_2\|_{\ell_1}. \quad (8)$$

Since $\mathbf{B}_1, \mathbf{B}_2 \in \{+1, -1\}^{n \times m}$, there are only four possible combinations for $(\tilde{\alpha}_1 \mathbf{B}_1 + \tilde{\alpha}_2 \mathbf{B}_2)$. Thus, we construct a candidate vector $\mathbf{V} = \{-\tilde{\alpha}_1 - \tilde{\alpha}_2, -\tilde{\alpha}_1 + \tilde{\alpha}_2, +\tilde{\alpha}_1 - \tilde{\alpha}_2, +\tilde{\alpha}_1 + \tilde{\alpha}_2\} \in \mathbb{R}^4$, then use binary search to find the combination that is closest to $(\mathbf{W} - \mu_{\text{refine}})$. The corresponding elements of $\tilde{\mathbf{B}}_1$ and $\tilde{\mathbf{B}}_2$ are then determined accordingly. Detailed pseudocode is provided in supplementary file.

3.2 ARB WITH CALIBRATION DATA (ARB-X)

Although the **ARB** algorithm can effectively reduce the quantization error \mathcal{L}_1 , we observe that the weight matrix \mathbf{W} operates in conjunction with the input data to produce the output. It means that \mathcal{L}_1 alone does not fully capture the true impact of quantization. To address this issue, we introduce calibration data \mathbf{X} and define a new quantization error \mathcal{L}_2 as $\mathcal{L}_2 = \|\mathbf{W}\mathbf{X} - \widehat{\mathbf{W}}\mathbf{X}\|_F^2$. Based on \mathcal{L}_2 and the **ARB** algorithm, we propose an extended algorithm, naming **ARB-X**.

Reformulation. However, incorporating calibration data necessitates a large number of matrix multiplications when computing \mathcal{L}_2 , substantially increasing computational overhead, and often making the combination of calibration data impractical. To address this issue, we reformulate the error computation by decoupling the calibration data and weight matrix as:

$$\mathcal{L}_2 = \langle \mathbf{S}, \mathbf{R}^\top \mathbf{R} \rangle_F = \text{Tr}(\mathbf{R}\mathbf{S}\mathbf{R}^\top), \quad \text{where } \mathbf{S} = \sum_b \mathbf{X}_b^\top \mathbf{X}_b, \mathbf{R} = \mathbf{W} - \mu - \alpha \mathbf{B}. \quad (9)$$

$\mathbf{X} \in \mathbb{R}^{B \times L \times m}$ denotes the calibration data with batch size B , sequence length L , and embedding dimension m . By compressing the high-dimensional tensor \mathbf{X} into a 2D matrix $\mathbf{S} \in \mathbb{R}^{m \times m}$ and precomputing it, we can significantly reduce the computational overhead. To quantify the efficiency

improvement of our reformulation, we define the speedup ratio η , which denotes the ratio between the time complexity of the original error computation and that of the revised method. We present the theoretical result in Theorem 2, with the proof provided in supplementary file.

Theorem 2. *The speedup ratio η of the reformulation compared to the original method is*

$$\eta \propto \frac{1}{k \cdot \left(\frac{1}{n \cdot T} + \frac{1}{B \cdot L}\right)}, \quad (10)$$

where n is the hidden dimension of \mathbf{W} , k is the block size, and T is the number of iterations.

Typically, we set n to 4,096, B to 128, L to 2,048, T to 15, and k to 128. Under these circumstances, η is proportional to 389, meaning that the reformulated method is approximately $389\times$ faster than the original one. Further details are provided in supplementary file.

Parameter Update. By combining the parameter updating strategy with the reformulated \mathcal{L}_2 , we can derive the parameter update formulas for **ARB-X** by setting $\partial\mathcal{L}_2/\partial\mu = 0$ and $\partial\mathcal{L}_2/\partial\alpha = 0$, which results in the sequential updates of μ and α respectively:

$$\mu = \frac{\mathbf{1}^\top \mathbf{S}(\mathbf{W} - \alpha \mathbf{B})^\top}{\mathbf{1}^\top \mathbf{S} \mathbf{1}}, \quad \alpha = \frac{\text{diag}(\mathbf{B} \mathbf{S}(\mathbf{W} - \mu)^\top)}{\text{diag}(\mathbf{B} \mathbf{S} \mathbf{B}^\top)}. \quad (11)$$

More details are provided in supplementary file. It is worth noting that, during this process, the matrix \mathbf{B} is not updated. Since \mathbf{B} consists of discrete values (*i.e.*, +1 and -1), it is not possible to update \mathbf{B} directly by setting the partial derivative of \mathcal{L}_2 with respect to \mathbf{B} to zero. The pseudocodes for the first-order and second-order **ARB-X** are provided in supplementary file.

3.3 ARB ALONG ROW-COLUMN AXES (ARB-RC)

Previous binarization methods use a row-wise scaling factor α^r for weight binarization. However, our analyses of the numerical distribution of the weight matrix \mathbf{W} in LLMs reveal significant deviations across columns, with some columns exhibiting notably larger values (Figure 3). As a result, using a single row-wise scaling factor may not effectively capture the distribution characteristics of LLM parameters. Additionally, the weight distribution shows a mean close to zero, making the redistribution to zero-mean less effective in LLM binarization.

To address this, we propose the **ARB-RC** algorithm, which introduces a column-wise scaling factor α^c to better handle parameter variations across columns, while eliminating the redistribution parameter μ to enhance compression in LLMs. The row-column binarization process is performed as follows:

$$\alpha^r = \frac{1}{m} \sum_{j=1}^m |\mathbf{W}_{\cdot j}|, \quad \alpha^c = \frac{1}{n} \sum_{j=1}^n \left| \frac{\mathbf{W}_{\cdot j}}{\alpha_j^r} \right|, \quad \mathbf{B} = \text{sign}(\mathbf{W}). \quad (12)$$

Then, we can obtain the binarized matrix as $\widehat{\mathbf{W}} = \alpha^r \alpha^c \mathbf{B}$, where removing μ while introducing α^c reduces parameters but improves model performance. However, introducing α^c without adopting an alternating parameter update strategy fails to improve performance and can even increase quantization error. Thus, it is necessary to combine α^c with the discussed **ARB** algorithm. In this approach, we optimize the parameters using the quantization error \mathcal{L}_1 . Although the quantization error \mathcal{L}_2 is more aligned with real-world conditions, our analysis shows that incorporating \mathbf{X} in the **ARB-RC** method results in parameter coupling, making optimization difficult (detailed in supplementary file). Thus, based on \mathcal{L}_1 , we can update α^r and α^c by setting $\partial\mathcal{L}_1/\partial\alpha^r = 0$ and $\partial\mathcal{L}_1/\partial\alpha^c = 0$ respectively:

$$\alpha^r = \frac{\text{diag}(\mathbf{W}(\alpha^c \mathbf{B})^\top)}{\text{diag}((\alpha^c \mathbf{B})(\alpha^c \mathbf{B})^\top)}, \quad \alpha^c = \frac{\text{diag}(\mathbf{W}^\top(\alpha^r \mathbf{B}))}{\text{diag}((\alpha^r \mathbf{B})^\top(\alpha^r \mathbf{B}))}. \quad (13)$$

The first-order and second-order pseudocodes of the **ARB-RC** are provided in supplementary file.

3.4 COLUMN-GROUP BITMAP (CGB)

Inspired by BiLLM (Huang et al., 2024), we partition the entire set of weights into salient and non-salient columns, and apply higher-bit representation, *i.e.*, second-order binarization, to the salient weights. However, different from BiLLM, we not only divide the non-salient weights into sparse and concentrated groups but also divide salient weights in a similar manner. This approach allows for more efficient use of both column bitmap and group bitmap, as shown in Figure 5.

To identify the sensitivity of weights, *i.e.*, salient weights, we follow well-established PTQ methods by utilizing the Hessian matrix as a standard criterion. The sensitivity is computed as $s_i = w_i^2 / [\mathbf{H}^{-1}]_{ii}^2$,

Table 1: Perplexity of RTN, GPTQ, PB-LLM, BiLLM, and our methods on **OPT** family. The columns represent the perplexity results on **WikiText2** datasets with different model sizes.

Method	Block Size	Weight Bits	1.3B	2.7B	6.7B	13B	30B	66B
Full Precision	-	16.00	14.62	12.47	10.86	10.13	9.56	9.34
RTN	-	3.00	13,337.38	15,594.72	5,797.32	3,357.01	1,566.00	6,126.09
GPTQ	128	3.00	16.45	13.61	11.31	10.47	9.71	10.55
RTN	-	2.00	11,272.65	9,505.76	28,363.14	194,086.78	169,616.47	1,165,864.25
GPTQ	128	2.00	121.64	59.53	20.81	20.05	13.04	46.38
RTN	-	1.00	17,165.72	36,516.69	11,550.91	69,863,488.00	6,485.99	184,796.30
GPTQ	128	1.00	8,719.58	11,700.13	6,633.13	1,743,929.88	14,083.15	11,045.36
PB-LLM	128	1.70	239.81	278.27	144.25	74.59	28.30	27.66
BiLLM	128	1.11	69.05	48.61	47.65	18.75	13.86	12.05
ARB-LLM _X	128	1.11	45.40	34.37	20.07	15.47	12.36	11.23
ARB-LLM _{RC}	128	1.11	26.63	19.84	14.92	12.92	11.12	10.30

where \mathbf{H} represents the Hessian matrix for each layer, and w_i represents the original value of each weight element. Weight columns with higher s_i are selected as salient columns, which are then marked using the salient **column bitmap**. For more details, please refer to [Huang et al. \(2024\)](#).

For non-salient columns, BiLLM further divides them into sparse and concentrated groups based on their magnitude, marking them using a **group bitmap**. Although this grouping strategy significantly reduces the quantization error, it can be further refined since some regions of the group bitmap are underutilized. As shown on the left side of Figure 5, the salient columns of the group bitmap remain unused. Thus, to better utilize the space of the group bitmap, we optimize the combination of the column bitmap and group bitmap. Specifically, we further categorize the salient weights into sparse and concentrated groups, which improve the quantization accuracy of salient weights without increasing bitmap storage. Our combination format is defined as follows:

$$\mathbf{G}_s = \mathbf{1}_n \mathbf{C}_s^\top \odot \mathbf{G}, \quad \mathbf{G}_{ns} = \mathbf{1}_n \mathbf{C}_{ns}^\top \odot \mathbf{G}, \quad (14)$$

where \mathbf{G}_s and \mathbf{G}_{ns} represent group bitmaps for salient and non-salient weights, respectively. \mathbf{C}_s indicates the salient columns, while $\mathbf{C}_{ns} = \neg \mathbf{C}_s$ indicates the non-salient columns. We extend the column bitmap along the row axis and then perform element-wise multiplication with the group bitmap to obtain the final partitions. Experiments demonstrate that our **Column-Group Bitmap (CGB)** further enhances the quantization performance when applied to ARB algorithms. Additionally, following BiLLM, we adopt the block-wise compensation ([Frantar et al., 2023](#); [Frantar & Alistarh, 2022](#)) to mitigate quantization errors. For further details, please refer to their papers.

4 EXPERIMENTS

4.1 SETUP

All the experiments are conducted with PyTorch ([Paszke et al., 2019b](#)) and Huggingface ([Paszke et al., 2019a](#)) on a single NVIDIA A800-80GB GPU. We implement 15 iterations for ARB-LLM_X and ARB-LLM_{RC} to ensure the convergence of binarization parameters. Following [Frantar et al. \(2023\)](#) and [Huang et al. \(2024\)](#), we use 128 samples from C4 ([Raffel et al., 2020](#)) dataset as calibration data.

Models and Datasets. We conduct extensive experiments on the LLaMA, LLaMA-2, and LLaMA-3 families ([Touvron et al., 2023](#)), the OPT family ([Zhang et al., 2022](#)), and *instruction-tuned* LLMs Vicuna ([Chiang et al., 2023](#)). To evaluate the effectiveness of our proposed ARB-LLM_X (ARB-X + CGB) and ARB-LLM_{RC} (ARB-RC + CGB), we measure the perplexity of LLM’s outputs on WikiText2 ([Merity et al., 2017](#)), PTB ([Marcus et al., 1994](#)), as well as a part of the C4 ([Raffel et al., 2020](#)) data. Moreover, we also evaluate the accuracy for 7 zero-shot QA datasets: ARC-c ([Clark et al., 2018](#)), ARC-e ([Clark et al., 2018](#)), BoolQ ([Clark et al., 2019](#)), Hellaswag ([Zellers et al., 2019](#)), OBQA ([Mihaylov et al., 2018](#)), PIQA ([Bisk et al., 2020](#)), and Winogrande ([Sakaguchi et al., 2020](#)).

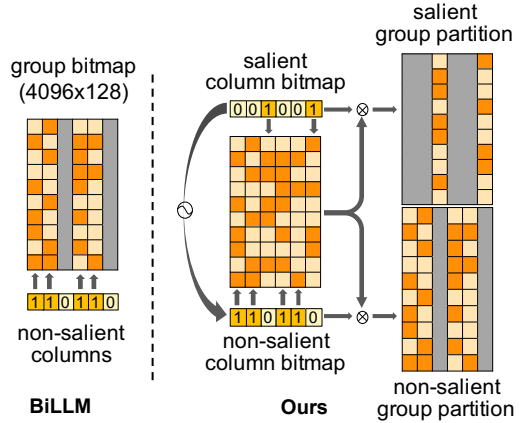


Figure 5: Comparison between BiLLM and our combination of column and group bitmaps.

Table 2: Perplexity of RTN, GPTQ, PB-LLM, BiLLM, and our methods on LLaMA family. The columns represent the perplexity results on **WikiText2** dataset with different model sizes. N/A: LLaMA-2 lacks a 30B version, and LLaMA-3 lacks both 13B and 30B versions. *: LLaMA has a 65B version, while both LLaMA-2 and LLaMA-3 have 70B versions.

Model	Method	Block Size	Weight Bits	7B/8B*	13B	30B	65B/70B*
LLaMA	Full Precision	-	16.00	5.68	5.09	4.10	3.53
	RTN	-	3.00	25.54	11.40	14.89	10.59
	GPTQ	128	3.00	8.63	5.67	4.87	4.17
	RTN	-	2.00	106,767.34	57,409.93	26,704.36	19,832.87
	GPTQ	128	2.00	129.19	20.46	15.29	8.66
	RTN	-	1.00	168,388.00	1,412,020.25	14,681.76	65,253.24
	GPTQ	128	1.00	164,471.78	131,505.41	10,339.15	20,986.16
	PB-LLM	128	1.70	82.76	44.93	23.72	12.81
	BiLLM	128	1.09	49.79	14.58	9.90	8.37
	ARB-LLM _X	128	1.09	21.81	11.20	8.66	7.27
ARB-LLM _{RC}	128	1.09	14.03	10.18	7.75	6.56	
LLaMA-2	Full Precision	-	16.00	5.47	4.88	N/A	3.32
	RTN	-	3.00	542.80	10.68	N/A	7.53
	GPTQ	128	3.00	6.44	5.46	N/A	3.88
	RTN	-	2.00	17,788.94	51,145.61	N/A	26,066.13
	GPTQ	128	2.00	52.22	23.63	N/A	8.18
	RTN	-	1.00	157,058.34	47,902.32	N/A	160,389.91
	GPTQ	128	1.00	59,758.69	22,926.54	N/A	14,219.35
	PB-LLM	128	1.70	66.41	236.40	N/A	28.37
	BiLLM	128	1.08	32.31	21.35	N/A	13.32
	ARB-LLM _X	128	1.08	21.61	14.86	N/A	7.88
ARB-LLM _{RC}	128	1.08	16.44	11.85	N/A	6.16	
LLaMA-3	Full Precision	-	16.00	6.14	N/A	N/A	2.86
	RTN	-	3.00	2,194.98	N/A	N/A	13,592.69
	GPTQ	128	3.00	18.68	N/A	N/A	6.65
	RTN	-	2.00	1,335,816.13	N/A	N/A	481,927.66
	GPTQ	128	2.00	1,480.43	N/A	N/A	82.23
	RTN	-	1.00	1,353,698.38	N/A	N/A	375,658.34
	GPTQ	128	1.00	1,121,260.50	N/A	N/A	130,516.50
	PB-LLM	128	1.70	73.08	N/A	N/A	22.96
	BiLLM	128	1.06	55.80	N/A	N/A	66.30
	ARB-LLM _X	128	1.06	31.98	N/A	N/A	14.15
ARB-LLM _{RC}	128	1.06	27.42	N/A	N/A	11.10	

Baselines. We mainly compare our ARB series with BiLLM (Huang et al., 2024), the SOTA PTQ approach on binary LLMs. Other recent PTQ algorithms, such as RTN (round-to-nearest), GPTQ (Frantar et al., 2023), and PB-LLM (Shang et al., 2024) are also selected.

4.2 MAIN RESULTS

We follow BiLLM to report the average bit-width of all methods, where our methods have the same bit-width as BiLLM. Table 1 presents the perplexity comparison of the OPT family across different model sizes. It can be observed that both ARB-LLM_X and ARB-LLM_{RC} significantly outperform SOTA BiLLM, and reduce the perplexity by up to **68.7%** without increasing weight bit-width. Table 2 presents the perplexity comparison on LLaMA1&2&3 families, which also suggests the superior performance of our ARB-LLM. It is noteworthy that ARB-LLM_{RC} outperforms RTN with 3-bit quantization on some models, such as the LLaMA1&3 families, LLaMA2-70B model, as well as OPT family. Similarly, ARB-LLM_{RC}

Table 3: Perplexity of GPTQ, PB-LLM, BiLLM, and our methods on **Vicuna** family. The columns represent the perplexity results on **WikiText2** datasets with different model sizes.

Method	Block Size	Weight Bits	7B	13B
Full Precision	-	16.00	6.34	5.57
GPTQ	128	2.00	688.08	37.97
PB-LLM	128	1.70	58.68	2,506.44
BiLLM	128	1.08	39.36	43.39
ARB-LLM _X	128	1.08	22.79	13.76
ARB-LLM _{RC}	128	1.08	17.60	13.38

Table 4: Ablation study on LLaMA-7B, where all ARB methods are equipped with CGB except for ablation (b). Results are measured by perplexity, with final results highlighted in **bold**.

(a) Effectiveness of two advanced variants					(b) Effectiveness of CGB			
Method	Calibration update	Row-column update	WikiText2 ↓	C4 ↓	Method	CGB	WikiText2 ↓	C4 ↓
BiLLM	-	-	49.79	46.96	BiLLM	-	49.79	46.96
ARB	✓	✗	22.67	26.44	ARB-LLM _X	✗	26.29	27.11
ARB-LLM _X	✓	✗	21.81	22.73	ARB-LLM _X	✓	21.81	22.73
ARB-LLM _{RC}	✗	✓	14.03	17.92	ARB-LLM _{RC}	✗	15.85	19.42
					ARB-LLM _{RC}	✓	14.03	17.92

(c) Study of decoupling column and group bitmaps					(d) Study of ARB-LLM _X calibration set size			
Method	Column bitmap	Group bitmap	WikiText2 ↓	C4 ↓	Method	Calibration set size	WikiText2 ↓	C4 ↓
ARB-LLM _{RC}	✗	✗	10,942.45	11,032.93	BiLLM	128	49.79	46.96
ARB-LLM _{RC}	✓	✗	369.20	205.56	ARB-LLM _X	64	24.79	25.11
ARB-LLM _{RC}	✗	✓	920.42	572.69	ARB-LLM _X	128	21.81	22.73
ARB-LLM _{RC}	✓	✓	14.03	17.92	ARB-LLM _X	256	21.88	24.28

(e) Study of ARB-LLM iteration number			(f) Study of ARB-LLM group number			
Method	#Iteration	WikiText2 ↓	Method	#Group	WikiText2 ↓	C4 ↓
BiLLM	0	49.79	BiLLM	2	49.79	46.96
ARB-LLM _X	1 / 3 / 15	22.59 / 21.12 / 21.81	ARB-LLM _X	2 / 4	21.81 / 6.55	22.73 / 8.56
ARB-LLM _{RC}	1 / 3 / 15	15.23 / 14.34 / 14.03	ARB-LLM _{RC}	2 / 4	14.03 / 12.77	17.92 / 16.06

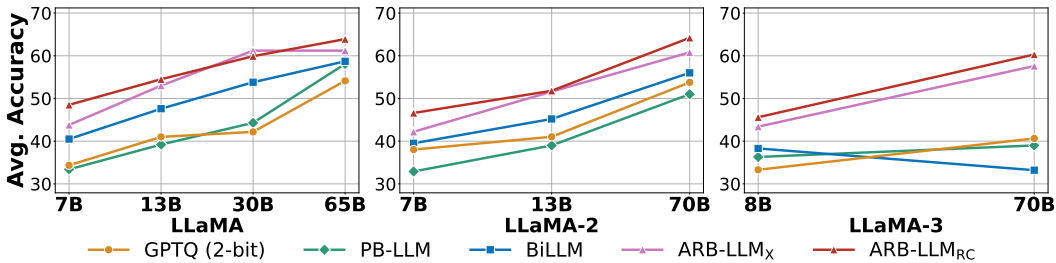


Figure 6: Average accuracy of 7 zero-shot QA datasets on LLaMA1&2&3 families.

also surpasses GPTQ with 3-bit quantization on OPT-66B model. For *instruction-tuned* Vicuna comparison shown in Table 3, ARB-LLM_X and ARB-LLM_{RC} also show superior performance, surpassing SOTA binary PTQ method BiLLM for a large margin. Regarding average accuracy on QA datasets, ARB-LLM_X and ARB-LLM_{RC} both significantly outperform previous methods, as shown in Figure 6. More results are provided in the supplementary file.

4.3 ABLATION STUDY

Effectiveness of Advanced Variants. To validate the effectiveness of our advanced variants ARB-LLM_X and ARB-LLM_{RC}, we compare them with the vanilla ARB algorithm in Table 4a. First, we observe that the vanilla ARB already significantly outperforms BiLLM. Furthermore, by introducing either the calibration update or the row-column update to the binarization process, performance is further improved. This demonstrates that our advanced variants, ARB-LLM_X and ARB-LLM_{RC}, can further enhance the performance of binary LLMs based on ARB.

Effectiveness of CGB. To demonstrate the effectiveness of our column-group bitmap (CGB), we conduct an ablation study in Table 4b. In this study, the absence of CGB does not imply the exclusion of partitioning but rather the use of the partitioning strategy used by BiLLM. The results show that CGB further enhances the performance of both ARB-LLM_X and ARB-LLM_{RC}. Notably, even when using BiLLM’s partitioning strategy, our methods significantly outperform BiLLM.

Column Bitmap and Group Bitmap. We use a column bitmap to differentiate between salient and non-salient weights, and a group bitmap to separate weights based on their magnitude. The combination of column and group bitmaps creates four distinct zones. As shown in Table 4c, we explore the effect of decoupling this combination by using either the column bitmap or the group bitmap individually. It is evident that using the column bitmap or group bitmap only will result in a significant performance drop. Omitting both column bitmap and group bitmap entirely (*i.e.*, #group=1), which reduces the method to naive binarization, leads to complete failure.

Calibration Set Size. Similar to other PTQ methods, our ARB-LLM requires a small calibration set of just 128 samples. We further incorporate the calibration data into the update of binarization parameters in ARB-LLM_X. To explore the effect of calibration set size on performance, we compare results using different set sizes, as shown in Table 4d. It can be observed that using fewer calibration samples (*e.g.*, 64) results in a performance drop, while increasing the calibration set size from 128 to 256 yields similar results. This indicates that our ARB-LLM_X requires only a small calibration set. Even with just 64 samples, ARB-LLM_X significantly outperforms the baseline BiLLM.

ARB Iteration Number. We use 15 iterations for the main results (Table 1, Table 2, Table 3, and Figure 6), as all parameters have fully converged. To explore the impact of different iteration numbers, we compare results using 1, 3, and 15 iterations in Table 4e. As can be seen, regardless of the iteration number, the perplexity of ARB-LLM_X and ARB-LLM_{RC} significantly outperforms the baseline BiLLM. Increasing the iteration number further reduces perplexity, yet they can achieve superior results even with just one iteration. Additionally, we visualize the changes in the scaling factor α throughout the alternating iterations to provide further insights in supplementary file.

Group Number. Following BiLLM (Huang et al., 2024), we introduce an additional bitmap for grouping weights, which has been demonstrated to enhance performance. To explore the impact of group size, we expand the group bitmap from a 1-bit to a 2-bit system, increasing the number of groups from 2 to 4. As shown in Table 4f, increasing the number of groups leads to better performance, especially for ARB-LLM_X, which outperforms ARB-LLM_{RC} with the same number of groups. Yet, this also results in extra storage (about 0.8 GB for LLaMA-7B). In contrast, using only one group (*i.e.*, the first row of Table 4c) results in total failure. Given the additional storage overhead, the 2-group configuration strikes a good balance between performance and memory efficiency.

4.4 TIME AND MEMORY ANALYSES

Time Comparison. As a binary PTQ framework, ARB-LLM eliminates the need for fine-tuning. The alternating algorithm requires more computation to align the distribution progressively, yet this overhead is acceptable. In Table 5, ARB-LLM_{RC} with 15 iterations requires only 21 more minutes than BiLLM, while ARB-LLM_{RC} (without CGB) requires only 3 more minutes than BiLLM using just 1 iteration. The combination of CGB results in an increase of time overhead, due to the percentile search for optimal splitting.

Memory Comparison. In Table 6, ARB-LLM_X requires the same amount of memory as BiLLM, yet delivers significantly improved performance. ARB-LLM_{RC}, which replaces the row-wise mean with a column-wise scaling factor, achieves a higher compression ratio along with better performance. Although the refined column-group bitmap (CGB) strategy requires more memory due to more scaling factors, the combination of ARB-RC and CGB still results in lower storage requirements than BiLLM, while delivering outstanding performance. As shown in Table 6, ARB-LLM_{RC} with or without CGB both require less storage than previous methods. The computation formulas can be found in supplementary file.

Table 5: Time comparison between BiLLM and our ARB-LLM methods on LLaMA-7B.

Method	CGB	#Iter=1	#Iter=3	#Iter=15
BiLLM	-	45 min (#Iter=0)		
ARB-LLM _X	✗	52 min	59 min	70 min
ARB-LLM _X	✓	72 min	78 min	88 min
ARB-LLM _{RC}	✗	48 min	49 min	53 min
ARB-LLM _{RC}	✓	67 min	68 min	76 min

Table 6: Memory comparison between FP16, PB-LLM, BiLLM, and our ARB-LLM methods.

Method	CGB	LLaMA-7B	LLaMA-13B
FP16	-	13.48 GB	26.03 GB
PB-LLM	-	2.91 GB	5.33 GB
BiLLM	-	2.93 GB	5.36 GB
ARB-LLM _X	✗	2.93 GB	5.36 GB
ARB-LLM _X	✓	3.23 GB	5.95 GB
ARB-LLM _{RC}	✗	2.63 GB	4.77 GB
ARB-LLM _{RC}	✓	2.83 GB	5.17 GB

5 CONCLUSION

In this work, we propose ARB-LLM, a series of alternating refined binarization (ARB) methods for LLMs. Through the analyses of the distribution shift between binarized and full-precision weights, we propose an alternating refinement of binarization parameters to progressively align the weight distribution. Moreover, we extend the basic ARB by equipping the calibration data and scaling along row-column axes, resulting in ARB-X and ARB-RC respectively. Additionally, we propose a refined strategy to better combine the salient column bitmap and group bitmap. Our experiments on multiple open-source LLM families show that the final models ARB-LLM_X and ARB-LLM_{RC} can further push the performance boundary from the SOTA binary PTQ methods.

ETHICS STATEMENT

The research conducted in the paper conforms, in every respect, with the ICLR Code of Ethics.

REPRODUCIBILITY STATEMENT

We have provided implementation details in Sec. 4. We will also release all the code and models.

REFERENCES

- Yoshua Bengio, Nicholas Léonard, and Aaron Courville. Estimating or propagating gradients through stochastic neurons for conditional computation. *arXiv preprint arXiv:1308.3432*, 2013.
- Yonatan Bisk, Rowan Zellers, Jianfeng Gao, Yejin Choi, et al. Piqa: Reasoning about physical commonsense in natural language. In *AAAI*, 2020.
- Mengzhao Chen, Wenqi Shao, Peng Xu, Jiahao Wang, Peng Gao, Kaipeng Zhang, Yu Qiao, and Ping Luo. Efficientqat: Efficient quantization-aware training for large language models. *arXiv preprint arXiv:2407.11062*, 2024.
- Wei-Lin Chiang, Zhuohan Li, Zi Lin, Ying Sheng, Zhanghao Wu, Hao Zhang, Lianmin Zheng, Siyuan Zhuang, Yonghao Zhuang, Joseph E Gonzalez, et al. Vicuna: An open-source chatbot impressing gpt-4 with 90%* chatgpt quality. See <https://vicuna.lmsys.org> (accessed 14 April 2023), 2023.
- Christopher Clark, Kenton Lee, Ming-Wei Chang, Tom Kwiatkowski, Michael Collins, and Kristina Toutanova. Boolq: Exploring the surprising difficulty of natural yes/no questions. In *NAACL*, 2019.
- Peter Clark, Isaac Cowhey, Oren Etzioni, Tushar Khot, Ashish Sabharwal, Carissa Schoenick, and Oyvind Tafjord. Think you have solved question answering? try arc, the ai2 reasoning challenge. *arXiv preprint arXiv:1803.05457*, 2018.
- Tim Dettmers, Artidoro Pagnoni, Ari Holtzman, and Luke Zettlemoyer. Qlora: Efficient finetuning of quantized llms. In *NeurIPS*, 2024a.
- Tim Dettmers, Ruslan Svirschevski, Vage Egiazarian, Denis Kuznedelev, Elias Frantar, Saleh Ashkboos, Alexander Borzunov, Torsten Hoefler, and Dan Alistarh. Spqr: A sparse-quantized representation for near-lossless llm weight compression. In *ICLR*, 2024b.
- Elias Frantar and Dan Alistarh. Optimal brain compression: A framework for accurate post-training quantization and pruning. In *NeurIPS*, 2022.
- Elias Frantar and Dan Alistarh. Sparsegpt: Massive language models can be accurately pruned in one-shot. In *ICML*, 2023.
- Elias Frantar, Saleh Ashkboos, Torsten Hoefler, and Dan Alistarh. Gptq: Accurate post-training quantization for generative pre-trained transformers. In *ICLR*, 2023.
- Yuxian Gu, Li Dong, Furu Wei, and Minlie Huang. Knowledge distillation of large language models. In *ICLR*, 2024.
- Yiwen Guo, Anbang Yao, Hao Zhao, and Yurong Chen. Network sketching: Exploiting binary structure in deep cnns. In *CVPR*, 2017.
- Wei Huang, Yangdong Liu, Haotong Qin, Ying Li, Shiming Zhang, Xianglong Liu, Michele Magno, and Xiaojuan Qi. Billm: Pushing the limit of post-training quantization for llms. In *ICML*, 2024.
- Dongwon Jo, Taesu Kim, Yulhwa Kim, and Jae-Joon Kim. Mixture of scales: Memory-efficient token-adaptive binarization for large language models. *arXiv preprint arXiv:2406.12311*, 2024.
- Changhun Lee, Jungyu Jin, Taesu Kim, Hyungjun Kim, and Eunhyeok Park. Owq: Outlier-aware weight quantization for efficient fine-tuning and inference of large language models. In *AAAI*, 2024.

- Yuhang Li, Ruihao Gong, Xu Tan, Yang Yang, Peng Hu, Qi Zhang, Fengwei Yu, Wei Wang, and Shi Gu. Brecq: Pushing the limit of post-training quantization by block reconstruction. In *ICLR*, 2021.
- Ji Lin, Jiaming Tang, Haotian Tang, Shang Yang, Wei-Ming Chen, Wei-Chen Wang, Guangxuan Xiao, Xingyu Dang, Chuang Gan, and Song Han. Awq: Activation-aware weight quantization for on-device llm compression and acceleration. In *MLSys*, 2024.
- Zechun Liu, Barlas Oguz, Changsheng Zhao, Ernie Chang, Pierre Stock, Yashar Mehdad, Yangyang Shi, Raghuraman Krishnamoorthi, and Vikas Chandra. Llm-qat: Data-free quantization aware training for large language models. In *ACL*, 2024.
- Mitch Marcus, Grace Kim, Mary Ann Marcinkiewicz, Robert MacIntyre, Ann Bies, Mark Ferguson, Karen Katz, and Britta Schasberger. The penn treebank: Annotating predicate argument structure. In *HLT*, 1994.
- Stephen Merity, Caiming Xiong, James Bradbury, and Richard Socher. Pointer sentinel mixture models. In *ICLR*, 2017.
- Todor Mihaylov, Peter Clark, Tushar Khot, and Ashish Sabharwal. Can a suit of armor conduct electricity? a new dataset for open book question answering. In *EMNLP*, 2018.
- A Paszke, S Gross, F Massa, A Lerer, JP Bradbury, G Chanan, T Killeen, Z Lin, N Gimelshein, L Antiga, et al. An imperative style, high-performance deep learning library. In *NeurIPS*, 2019a.
- Adam Paszke, Sam Gross, Francisco Massa, Adam Lerer, James Bradbury, Gregory Chanan, Trevor Killeen, Zeming Lin, Natalia Gimelshein, Luca Antiga, et al. Pytorch: An imperative style, high-performance deep learning library. In *NeurIPS*, 2019b.
- Colin Raffel, Noam Shazeer, Adam Roberts, Katherine Lee, Sharan Narang, Michael Matena, Yanqi Zhou, Wei Li, and Peter J Liu. Exploring the limits of transfer learning with a unified text-to-text transformer. *JMLR*, 2020.
- Mohammad Rastegari, Vicente Ordonez, Joseph Redmon, and Ali Farhadi. Xnor-net: Imagenet classification using binary convolutional neural networks. In *ECCV*, 2016.
- Keisuke Sakaguchi, Ronan Le Bras, Chandra Bhagavatula, and Yejin Choi. Winogrande: An adversarial winograd schema challenge at scale. In *AAAI*, 2020.
- Yuzhang Shang, Zhihang Yuan, Qiang Wu, and Zhen Dong. Pb-llm: Partially binarized large language models. In *ICLR*, 2024.
- Mingjie Sun, Zhuang Liu, Anna Bair, and J Zico Kolter. A simple and effective pruning approach for large language models. In *ICLR*, 2024.
- Hugo Touvron, Thibaut Lavril, Gautier Izacard, Xavier Martinet, Marie-Anne Lachaux, Timothée Lacroix, Baptiste Rozière, Naman Goyal, Eric Hambro, Faisal Azhar, et al. Llama: Open and efficient foundation language models. *arXiv preprint arXiv:2302.13971*, 2023.
- A Vaswani. Attention is all you need. In *NeurIPS*, 2017.
- Guangxuan Xiao, Ji Lin, Mickael Seznec, Hao Wu, Julien Demouth, and Song Han. Smoothquant: Accurate and efficient post-training quantization for large language models. In *ICML*, 2023.
- Chen Xu, Jianqiang Yao, Zhouchen Lin, Wenwu Ou, Yuanbin Cao, Zhirong Wang, and Hongbin Zha. Alternating multi-bit quantization for recurrent neural networks. In *ICLR*, 2018.
- Yuzhuang Xu, Xu Han, Zonghan Yang, Shuo Wang, Qingfu Zhu, Zhiyuan Liu, Weidong Liu, and Wanxiang Che. Onebit: Towards extremely low-bit large language models. In *NeurIPS*, 2024.
- Zhewei Yao, Reza Yazdani Aminabadi, Minjia Zhang, Xiaoxia Wu, Conglong Li, and Yuxiong He. Zeroquant: Efficient and affordable post-training quantization for large-scale transformers. In *NeurIPS*, 2022.

- Zhihang Yuan, Yuzhang Shang, Yue Song, Qiang Wu, Yan Yan, and Guangyu Sun. Asvd: Activation-aware singular value decomposition for compressing large language models. *arXiv preprint arXiv:2312.05821*, 2023.
- Rowan Zellers, Ari Holtzman, Yonatan Bisk, Ali Farhadi, and Yejin Choi. Hellaswag: Can a machine really finish your sentence? In *ACL*, 2019.
- Mingyang Zhang, Hao Chen, Chunhua Shen, Zhen Yang, Linlin Ou, Xinyi Yu, and Bohan Zhuang. Loraprune: Pruning meets low-rank parameter-efficient fine-tuning. In *ACL*, 2024.
- Susan Zhang, Stephen Roller, Naman Goyal, Mikel Artetxe, Moya Chen, Shuohui Chen, Christopher Dewan, Mona Diab, Xian Li, Xi Victoria Lin, et al. Opt: Open pre-trained transformer language models. *arXiv preprint arXiv:2205.01068*, 2022.
- Qihuang Zhong, Liang Ding, Li Shen, Juhua Liu, Bo Du, and Dacheng Tao. Revisiting knowledge distillation for autoregressive language models. In *ACL*, 2024.