

DISCOVERING CLUES OF SPOOFED LM WATERMARKS

Thibaud Gloaguen, Nikola Jovanović, Robin Staab, Martin Vechev

ETH Zurich

Correspondence to: tgloaguen@student.ethz.ch, nikola.jovanovic@inf.ethz.ch

ABSTRACT

LLM watermarks stand out as a promising way to attribute ownership of LLM-generated text. One threat to watermark credibility comes from spoofing attacks, where an unauthorized third party forges the watermark, enabling it to falsely attribute arbitrary texts to a particular LLM. While recent works have demonstrated that state-of-the-art schemes are in fact vulnerable to spoofing, they lack deeper qualitative analysis of the texts produced by spoofing methods. In this work, we for the first time reveal that there are observable differences between genuine and spoofed watermark texts. Namely, we show that regardless of their underlying approach, all current spoofing methods consistently leave observable artifacts in spoofed texts, indicative of watermark forgery. We build upon these findings to propose rigorous statistical tests that reliably reveal the presence of such artifacts, effectively discovering that a watermark was spoofed. Our experimental evaluation shows high test power across all current spoofing methods, providing insights into their fundamental limitations, and suggesting a way to mitigate this threat.

1 INTRODUCTION

The improving abilities of large language models (LLMs) to generate human-like text at scale (Bubeck et al., 2023; Dubey et al., 2024) come with a growing risk of potential misuse. Hence, reliable detection of machine-generated text becomes increasingly important. Researchers have proposed the concept of watermarking: augmenting generated text with an imperceptible signal that can later be detected to attribute ownership of a text to a specific LLM (Kirchenbauer et al., 2023; Kuditipudi et al., 2023; Christ et al., 2024). Major LLM companies have pledged to watermark their models (Bartz & Hu, 2023), and regulators actively advocate for their use (Biden, 2023; CEU, 2024). However, recent works have demonstrated targeted attacks on watermarks that allow for removing the watermark or impersonating it (*spoofing*) (Sadasivan et al., 2023; Jovanović et al., 2024; Gu et al., 2024; Zhang et al., 2024). This implies that watermarks are not as robust as initially thought (Kirchenbauer et al., 2024; Piet et al., 2023).

Red-green watermarks A well-studied class of LLM watermarking schemes are *Red-green* watermarks. At each step of the generation process, using both a private key ξ and a few previous tokens (*context*), the watermark algorithm boosts a subset of *green* tokens, leaving other (*red*) tokens unchanged. Given a text, the detection first computes, using the private key ξ , the *color* of each token. A high proportion of green tokens in this *color sequence* indicates that the text is watermarked.

Spoofing attacks In spoofing attacks, a malicious actor (*spoofers*) generates text that is detected as watermarked without knowledge of the private key ξ . Being able to generate spoofed text at scale poses a serious threat to the credibility of watermarks. Spoofed text can be falsely attributed to the model provider, causing reputational damage, or used as an argument to evade accountability (Zhou et al., 2024). Moreover, in the case of multi-bit watermarks that embed client IDs in generated text (Wang et al., 2024), spoofing attacks can be used to impersonate and incriminate a specific user. Current state-of-the-art spoofing techniques adhere to a common pipeline. First, the malicious actor queries the targeted model to build a dataset \mathcal{D} of genuinely watermarked text. Then, either applying statistical methods (Jovanović et al., 2024), integer programming (Zhang et al., 2024), or fine-tuning on watermarked data (Gu et al., 2024), the spoofer learns how to forge the watermark and can generate watermarked text without additional queries to the original model (Step 1 in Fig. 1). In

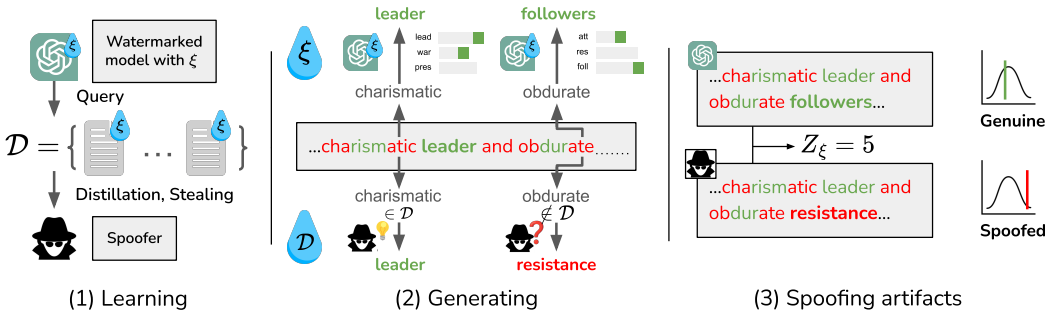


Figure 1: Overview of why spoofed texts contain measurable artifacts. First, in (1), the spoofer generates a dataset of ξ -watermarked texts from which he learns the watermark. Secondly, in (2), when generating text, the spoofer is better at sampling a green token if (and only if) the context and the sampled token are in his training data. This uncertainty introduces artifacts in the spoofed text. The genuine watermarking algorithm is consistent no matter the context and hence contains no such artifacts. Lastly, in (3), we build statistical tests for these artifacts to distinguish between spoofed and ξ -watermarked texts, even if their Z -scores Z_ξ computed using the watermark detector are the same.

prior work, the success of spoofing was systematically measured using the rate of generated texts that were watermarked, with no qualitative analysis of spoofed texts’ color sequences.

Discovering artifacts in spoofed text In this work we, for the first time, initiate an in-depth study of spoofed text properties. We show that state-of-the-art spoofing attacks leave clues in the generated text that can be used to distinguish between spoofed text and text generated with the knowledge of the private key (Step 2 in Fig. 1). The high-level intuition behind these clues is that, at each step of generation, a spoofer has a chance to emit a green token only if the context and that token are present in their training data \mathcal{D} , previously obtained by querying the watermarked model. If the context is not in \mathcal{D} , the spoofer is forced to select the next token independently of its color. Leveraging such clues, we construct robust statistical tests that can effectively distinguish between spoofed text and genuine watermarked text generated with the private key (Step 3 in Fig. 1).

Key contributions Our main contributions are:

- We provide the first in-depth analysis of artifacts in spoofed text, stressing common limitations of state-of-the-art LLM watermark spoofing methods on Red-green schemes (§3).
- We design rigorous statistical tests to practically distinguish between spoofed texts and genuine watermarked texts generated with the knowledge of the private key (§4).
- We provide extensive validation of our test hypotheses and empirically show that our tests achieve arbitrarily high power given a long enough text (§5).

2 BACKGROUND

Given a sequence of tokens (*text*) from a vocabulary Σ , an autoregressive language model (LM) \mathcal{M} outputs a logit vector l of unnormalized next-token probabilities, used to sample the following token. *LM watermarking* is a process of embedding a signal within the generated text ω using a private key ξ (often by modifying l or the sampling procedure, see below and §6), such that this signal is later detectable by any party with access to ξ . In particular, a *watermark detector* $D_\xi: \Sigma^* \rightarrow \{0, 1\}$ implements a statistical test with the null hypothesis “the given text was produced with no knowledge of ξ ”. $D_\xi(\omega) = 1$ implies that the null hypothesis was rejected, i.e., the text ω is *watermarked*.

Red-green watermarks We focus on the well-studied class of *Red-green watermarks*, introduced by Kirchenbauer et al. (2023); we review relevant follow-up work in detail in §6. Let $\omega_t \in \Sigma$ be the token generated by the LM at step t , $h \in \mathbb{N}$ the watermark’s *context size* (we refer to h previous tokens $\omega_{t-h:t-1}$ as the *context*), $\xi \in \mathbb{N}$ the watermark’s private key, $H: \Sigma^h \rightarrow \mathbb{N}$ a hash function,

$PRF : \mathbb{N} \times \mathbb{N} \rightarrow \mathcal{P}(\Sigma)$ a pseudorandom function, and $\gamma, \delta \in \mathbb{R}$ watermark parameters. At each step t , PRF uses the hash of the context $H(\omega_{t-h:t-1})$ and the private key ξ to partition the vocabulary Σ into two *colors*, $\gamma|\Sigma|$ *green* tokens (*greenlist*) and the remaining *red* tokens (*redlist*), where γ is the watermark parameter. To insert the watermark, we modify the logit vector l_t by increasing the logit of each green token by $\delta > 0$. While many hash functions H have been proposed (Kirchenbauer et al., 2024), we focus on two variants proposed in Kirchenbauer et al. (2023): *SumHash* and *SelfHash*.

The shift by δ increases the ratio of green tokens in generated text, which is detectable by the detector. Namely, given a text $\omega \in \Sigma^T$, the watermark detector D_ξ determines the number of green tokens n_{green} and computes the Z-statistic $Z_\xi(\omega) = (n_{green} - \gamma T) / \sqrt{T\gamma(1-\gamma)}$, which under the null hypothesis follows a standard normal distribution. Finally, $D_\xi(\omega) = 1$ (i.e. ω is considered watermarked) if $Z_\xi(\omega) > \rho$. As in Kirchenbauer et al. (2023), we set $\rho = 4$.

Watermark spoofing Recent work studies *spoofing attacks* (Sadasivan et al., 2023), whose goal is to reverse-engineer the watermark enough to be able to induce *false positives* in the watermark detector, i.e., generate watermarked texts without access to the private key ξ . So far, there are two approaches that generalize across Red-green schemes, have the ability to generate arbitrary amounts of diverse spoofed text in a cost-effective way, and are applicable in realistic setups: *Stealing* (Jovanović et al., 2024) and *Distillation* (Gu et al., 2024) (see §6 for a discussion of other related work).

Both methods query the watermarked model \mathcal{M} to generate a dataset \mathcal{D} of watermarked text. Stealing approximately infers the vocabulary splits by comparing frequencies of tokens in \mathcal{D} (conditioned on the same context) with human-generated text, and uses this information to generate spoofed text using an auxiliary LM. In contrast, Distillation directly fine-tunes an auxiliary LM on \mathcal{D} , effectively distilling the watermark into the model weights. After the respective stealing/distillation procedure, both methods can generate an arbitrary number of spoofed texts with high *success rate*, i.e., fraction of spoofing attempts that result in high-quality (e.g., low perplexity) text that is detected as watermarked by D_ξ . Importantly, with such *learning-based* methods, it is possible to generate spoofed text with no additional queries to the watermarked model, making these methods practical.

In the following, we refer to watermarked text generated by such methods as *spoofed*, and use ξ -*watermarked* to refer to genuine watermarked text, produced using \mathcal{M} and the private key ξ .

3 CAN SPOOFING ATTEMPTS BE DISCOVERED?

In this section, we discuss discoverability of spoofing, introduce the problem statement of distinguishing ξ -watermarked and spoofed texts, and formalize it within a hypothesis testing framework (§3.1). We then describe the intuition behind our approach (§3.2), that we later present in detail in §4.

3.1 PROBLEM STATEMENT

As previously discussed, current spoofing methods (*spoofers*) are evaluated in terms of their success rate at generating high-quality watermarked text. We aim to initiate a deeper qualitative study of spoofers, trying to get better insight into how well they mimic watermarked texts, beyond simply fooling watermark detectors. Our hypothesis is that due to the bottleneck of learning from a dataset of watermarked text of limited size, these spoofers, despite adopting fundamentally different approaches, may all leave similar artifacts in spoofed texts. In particular, we ask:

Do learning-based spoofing techniques leave discoverable artifacts in generated texts?

Showing existence of such artifacts would provide valuable insight into the shared limitations of current state-of-the-art watermark spoofers. Moreover, reliably identifying them would enable us to distinguish between ξ -watermarked and spoofed texts, lowering the effective accuracy of spoofers, without compromising other desirable properties, as is often the case when trying to specifically design watermarking schemes more resistant to spoofing (see §6).

Concretely, we assume the perspective of the *model provider* with a private key ξ and a model \mathcal{M} . We receive a text $\omega \in \Sigma^T$ that is flagged as watermarked by our detector D_ξ , and aim to decide whether it was generated using our private key ξ , or by a spoofing method. We assume that our private key ξ was not simply leaked; otherwise, spoofed texts are hardly distinguishable from ξ -watermarked texts.

Formalization Determining whether a text ω was spoofed can be formulated within the hypothesis testing framework as follows:

$$H_0 : \text{The text } \omega \text{ is } \xi\text{-watermarked.} \quad H_1 : \text{The text } \omega \text{ is spoofed.} \quad (1)$$

We introduce the random variable $\Omega \in \Sigma^T$ and the received text $\omega \in \Sigma^T$ is a realization of Ω . We note that the distribution of Ω under the null hypothesis and its distribution under the alternative hypothesis are different. Similarly, let $X \in \{0, 1\}^T$ be the associated sequence of (non-i.i.d.) Bernoulli random variables, and let $x \in \{0, 1\}^T$ be the observed color of ω under D_ξ (realization of X). In this hypothesis testing framework, the challenge is to build a statistic $S(\Omega)$ that satisfies two key properties. First, the distribution of $S(\Omega)$ under the null hypothesis should be known in order to rigorously control the Type 1 error. Second, the distributions of $S(\Omega)$ under the null and $S(\Omega)$ under the alternative should be different, enabling us to distinguish spoofed and ξ -watermarked texts.

3.2 ARTIFACT: DEPENDENCE BETWEEN THE COLOR SEQUENCE AND THE CONTEXT

In this section, we explain why spoofed texts contain observable artifacts, as illustrated in Fig. 1.

A simple example To expand on this intuition, we start by considering an example of a perfect spoofer that produced the text $\omega \in \Sigma^T$, and knows the color of a token ω_t , if and only if $\omega_{t-h:t} \in \mathcal{D}$, where \mathcal{D} is the training data of the spoofer. Otherwise, if $\omega_{t-h:t} \notin \mathcal{D}$, we assume that the spoofer has chosen ω_t independently of its color. Let $I_{\mathcal{D}} : \Sigma^{h+1} \rightarrow \{0, 1\}$ be the indicator function of the presence of a $(h+1)$ -gram in \mathcal{D} . $I_{\mathcal{D}}$ can be interpreted as the knowledge the spoofer has over the vocabulary splits. From above, we can assume that for all $t \in \{h+1, \dots, T\}$:

$$P(X_t = 1 | I_{\mathcal{D}}(\Omega_{t-h:t}) = 1) \geq P(X_t = 1 | I_{\mathcal{D}}(\Omega_{t-h:t}) = 0) \text{ if the text is spoofed;} \quad (2a)$$

$$P(X_t = 1 | I_{\mathcal{D}}(\Omega_{t-h:t}) = 1) = P(X_t = 1 | I_{\mathcal{D}}(\Omega_{t-h:t}) = 0) \text{ if the text is } \xi\text{-watermarked.} \quad (2b)$$

Eqs. (2a) and (2b) reflect that the knowledge of the vocabulary split at token t helps the spoofer to color ω_t green, which is its original goal. For a ξ -watermarked text, the knowledge of a potential spoofer has no influence on its coloring. Hence, we may be able to use $I_{\mathcal{D}}$ to distinguish whether a sentence is spoofed or not. We now generalize this intuition to more realistic spoofing scenarios.

Color sequence depends on the context distribution In practice, learning how to spoof may require observing an $(h+1)$ -gram multiple times. Moreover, spoofing techniques may, albeit not necessarily explicitly, have different levels of certainty regarding the color of a token given a context. Therefore, we generalize $I_{\mathcal{D}} : \Sigma^{h+1} \rightarrow \{0, 1\}$ to be the function of the frequencies of $(h+1)$ -grams in \mathcal{D} . We make a natural assumption that the higher the frequency of $\omega_{t-h:t}$ in \mathcal{D} , the more certain a spoofer is regarding the color of the token ω_t . For now, we will also assume that for each token in ξ -watermarked text, $I_{\mathcal{D}}$ is independent of its observed color. For $\forall t \in \{h+1, \dots, T\}$, we assume:

$$X_t \not\perp I_{\mathcal{D}}(\Omega_{t-h:t}), \text{ if the text is spoofed;} \quad (3a)$$

$$X_t \perp I_{\mathcal{D}}(\Omega_{t-h:t}), \text{ if the text is } \xi\text{-watermarked.} \quad (3b)$$

This dependence between the color and $I_{\mathcal{D}}(\Omega_{t-h:t})$ results in spoofing artifacts under the alternative.

Influence of the LM Counterintuitively, the independence assumed in Eq. (3b) may be violated. $I_{\mathcal{D}}$ defines a probability distribution over a set of $(h+1)$ -grams derived from a dataset \mathcal{D} . To generate ω_t , the model provider first computes the logit vector l_t knowing $\omega_{<t}$. Then, it computes the greenlist defined by $PRF(H(\omega_{t-h:t-1}), \xi)$, and increases the logits of green tokens by δ . Finally, it samples from the newly defined probability distribution to generate the token ω_t . The greenlist itself is thus indeed independent of $I_{\mathcal{D}}(\Omega_{t-h:t})$. Yet, l_t was originally computed using $\omega_{<t}$ due to the autoregressive property of the model \mathcal{M} , and hence may not be independent of $I_{\mathcal{D}}(\Omega_{t-h:t})$.

To illustrate this point, consider a case where the token ω_t is the only viable continuation of $\omega_{t-h:t-1}$, i.e., l_t is low-entropy. Then, Bayes' theorem implies that $I_{\mathcal{D}}(\omega_{t-h:t})$ is likely to be high. On the other hand, the logit increase of δ has less influence on the sampling, as it is less likely to cause a token other than ω_t to be sampled—thus, the color of ω_t is effectively random, i.e., $P(X_t = 1) \approx \gamma$, even for ξ -watermarked text. Hence, the events $P(X_t = 1) \approx \gamma$ and $I_{\mathcal{D}}(\Omega_{t-h:t})$ is high, are correlated, as they occur simultaneously in case of low entropy. We investigate this dependence pattern due to \mathcal{M} and confirm it experimentally in more detail in App. C.

With this in mind, to properly control for Type 1 error, we need to design a test statistic S where this dependence pattern is known or can be learned for ξ -watermarked texts. Moreover, to maintain power, we aim to distinguish this dependence from the dependence present in the case of spoofed text, as described above, building on intuition of Eqs. (3a) and (3b).

4 DESIGNING A TEST STATISTIC

We proceed to introduce our test statistic S , deriving fundamental results regarding its distribution under the independence assumption from Eq. (3b), and in the more general case where it may be violated (§4.1). Then, we present two concrete instantiations of S and discuss their trade-offs (§4.2).

4.1 CONTROLLING THE DISTRIBUTION

We introduce the main results regarding the distribution of $S(\Omega)$ under the null hypothesis.

Color-score correlation Let $\omega \in \Sigma^T$, sampled from Ω , denote the text of length T received by the model provider, $x \in \{0, 1\}^T$, sampled from X , denote its color sequence under D_ξ , and $y \in [0, 1]^T$ denote a sequence of *scores* for each token sampled from a sequence of T random variables Y . We defer the construction of Y to §4.2, where we will build on the intuition from §3.2. As the test statistic, we use the sample Pearson correlation coefficient between x and y , defined as

$$S(\omega) = \frac{\sum_{t=1}^T (x_t - \bar{x})(y_t - \bar{y})}{\sqrt{\sum_{t=1}^T (x_t - \bar{x})^2 \sum_{t=1}^T (y_t - \bar{y})^2}}. \quad (4)$$

Independence case We first study the distribution of $S(\Omega)$ under the assumption that X_i and Y_i are independent for all i , as in Eq. (3b) (we refer to this as *cross-independence* between X and Y). From this assumption, we derive the following result:

Lemma 4.1. *Under the cross-independence between X and Y , and additional technical assumptions (detailed in App. D), we have that*

$$Z_S(\Omega) := \sqrt{T}S(\Omega) \xrightarrow{d} \mathcal{N}(0, 1).$$

We defer the proof to App. D for brevity. Therefore, given a text ω , we can compute a p-value using a two-sided Z-test on the statistic $Z_S(\omega)$, which is sampled from a standard normal distribution. We will refer to this test as the *Standard* method.

General case In practice, however, the cross-independence assumption between X and Y does not always hold (see §3.2). We make a modeling assumption motivated by the results from the independent case. Let $\mu_\Omega := \mathbb{E}[S(\Omega)]$. Under the null hypothesis (and the practical considerations outlined below), we assume that

$$\sqrt{T}S(\Omega) \sim \mathcal{N}(\mu_\Omega, 1). \quad (5)$$

Compared to Lemma 4.1, the difference is that the normal distribution is offset by μ_Ω . This introduces a key challenge: finding a way to estimate μ_Ω . To this end, we propose to use $\omega_{\leq c}$, a prefix of ω of length c , to prompt our model \mathcal{M} to generate a new sequence ω' of length $T' := T - c$ (which is a realization of Ω'). In practice, we set $c = 25$. Given the shared prefix, we expect that $\Omega_{>c} \sim \Omega'$ and hence that $\mathbb{E}[S(\Omega_{>c})] = \mathbb{E}[S(\Omega')] = \mu_\Omega$. Then we introduce the statistic $Z_R(\Omega, \Omega')$, defined by

$$Z_R(\omega, \omega') = \frac{S(\omega_{>c}) - S(\omega')}{\sqrt{1/(T-c) + 1/T'}}. \quad (6)$$

Under the null hypothesis, we have that $Z_R(\Omega, \Omega') \sim \mathcal{N}(0, 1)$, as $S(\omega_{>c})$ and $S(\omega')$ are two independent samples from a normal distribution. Therefore, in the general case, at the cost of higher computational complexity (since we need to use the model to generate the new text), we can, as in the independent case, compute a p-value using a Z-test on the statistic $Z_R(\omega, \omega')$, which is sampled from a standard normal distribution. We later refer to this test as the *Reprompting* method. For consistency, in Reprompting experiments in §5, we use T to implicitly refer to $T - c$.

4.2 CONCRETE INSTANTIATIONS

In this section we instantiate the score sequence Y and propose practical modifications to S .

Construction of the token score We propose two instantiations of the score function Y : one that closely follows the intuition from §3.2, and another that aims to achieve the independence assumption from Lemma 4.1. Achieving cross-independence allows the construction of a test that does not require reprompting the model, hence reducing computational complexity.

N-gram score For the first instantiation, the idea is to directly approximate $I_{\mathcal{D}}$, the function of $(h + 1)$ -grams frequencies in \mathcal{D} . As \mathcal{D} is not known to the model provider, we approximate it with a text corpus $\tilde{\mathcal{D}}$. Assuming that the spoofer training distribution \mathcal{D} is distributed similarly to natural language, we use as $\tilde{\mathcal{D}}$ a corpus of random human generated text. We define

$$y_t := I_{\tilde{\mathcal{D}}}(\omega_{t-h:t}). \quad (7)$$

In practice, we use C4 (Raffel et al., 2020) as $\tilde{\mathcal{D}}$. Finally, to reduce the required size of $\tilde{\mathcal{D}}$ needed to obtain a good estimate of $I_{\mathcal{D}}$, we compute the frequency of unordered $(h + 1)$ -grams. Because the independence assumption from Lemma 4.1 is not met in this case (see §5.1), we use the Reprompting method with this score. We later refer to this specific score as $(h + 1)$ -gram score.

Unigram score For the second instantiation, the intuition is to trade-off between cross-independence and reflecting $I_{\mathcal{D}}$. Let $f : \Sigma \rightarrow [0, 1]$ be the unigram frequency in human generated text. We define

$$y_t := f(\omega_{t-h}). \quad (8)$$

We look at the unigram frequency the furthest away from t in order to make the dependence between X and Y negligible. Yet, we remain within the context window so that y_t partially reflects the information from $I_{\mathcal{D}}(\omega_{t-h:t})$ and hence still allows distinguishing spoofed and ξ -watermarked texts. We see in §5.1 that the cross-independence assumption is satisfied for SumHash with $h = 3$. Hence, in settings where the cross-independence is verified, we use this score with the Standard method. We later refer to this specific score as *unigram* score.

Practical considerations In practice, we add modifications to the statistic S . First, as suggested in Kirchenbauer et al. (2023), we ignore repeated h -grams in the sequence ω . This is required to enforce the independence assumption within X and the independence within Y . Second, to limit the influence of outliers on the score, we use the Spearman rank correlation instead of the Pearson correlation and further apply a Fisher transformation. This means that in Eq. (19), x and y are respectively replaced by $R(x)$ and $R(y)$, where R is the rank function. Hence, the statistic used in practice is defined as

$$S(\omega) = \operatorname{arctanh} \left(\frac{\sum_{t=1}^T (R(x)_t - \overline{R(x)})(R(y)_t - \overline{R(y)})}{\sqrt{\sum_{t=1}^T (R(x)_t - \overline{R(x)})^2 \sum_{t=1}^T (R(y)_t - \overline{R(y)})^2}} \right). \quad (9)$$

Therefore, we also use the variance $\sqrt{\frac{1.06}{T-3}}$ instead of $\sqrt{\frac{1}{T}}$ to reflect the influence of the rank function, as suggested in Fieller et al. (1957) for the i.i.d. case.

For higher values of T , we concatenate multiple shorter sequences to create a single text of size T . For instance, let $n \in \mathbb{N}$ and $\omega^1, \dots, \omega^n \in \Sigma^{T_1} \times \dots \times \Sigma^{T_n}$ such that $T_1 + \dots + T_n = T$ for a given T . For the Standard method, we set $\omega := \omega^1 \circ \dots \circ \omega^n$. For the Reprompting method, we compute $\omega'^1, \dots, \omega'^n$ independently enforcing $T'_i = T_i - c$ and then set $\omega' := \omega'^1 \circ \dots \circ \omega'^n$ and define $\omega_{>c} := \omega^1_{>c} \circ \dots \circ \omega^n_{>c}$. We verify experimentally in App. B that the concatenation operation has no influence on the distribution of the statistic.

5 EXPERIMENTAL EVALUATION

In this section, we present the results of our experimental evaluation. First, in §5.1, we empirically validate the normality assumptions from §4.1. In §5.2, we validate the control of Type 1 error and evaluate the power of the statistical tests from §4 on both spoofing techniques introduced in §2: *Stealing* (Jovanović et al., 2024) and *Distillation* (Gu et al., 2024). In §5.3, we compare the test results across a wider range of spoofer LMs. In App. A, we show additional results with a different watermarked model \mathcal{M} , parameter combinations, and another prompt dataset.

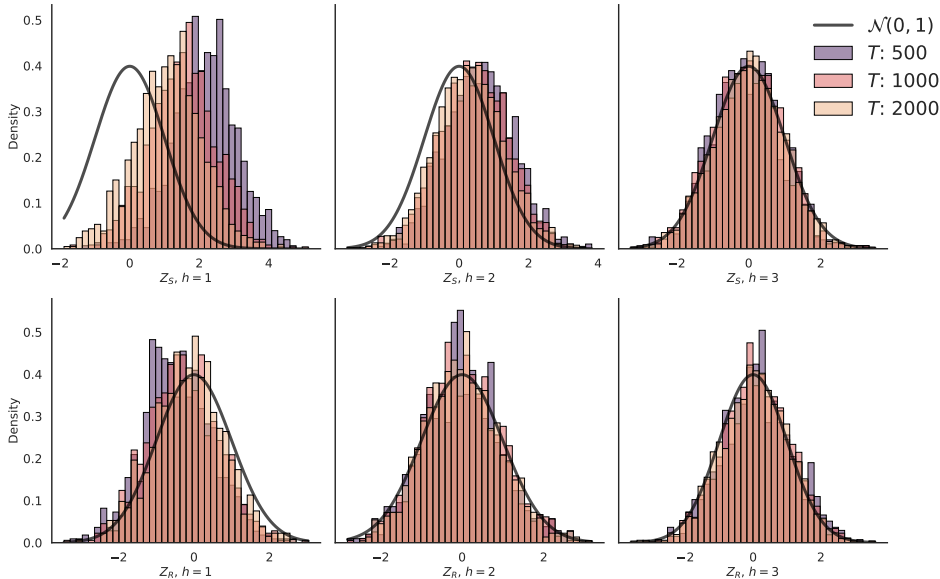


Figure 2: Histograms of the distribution of $Z_S(\Omega)$ (top) and $Z_R(\Omega, \Omega')$ (bottom), with y-axes scaled to represent normalized density. The top row is computed with the unigram score and the Standard method, and the second row is computed with the $(h + 1)$ -gram score and the Reprompting method.

Experimental setup We primarily focus on the KGW SumHash scheme, using a context size $h \in \{1, 2, 3\}$ and $\gamma = 0.25$. For $h \in \{1, 2\}$, we set $\delta = 2$. For $h = 3$, we use $\delta = 4$ for Stealing to ensure high spoofing rates and note that Distillation is unable to reliably spoof in this setting, and therefore is excluded from our $h = 3$ experiments. In each experiment, we generate either spoofed or ξ -watermarked continuations of prompts sampled from the news-like C4 dataset (Raffel et al., 2020), following the methodology from prior work of Kirchenbauer et al. (2023). For each parameter combination, we generate 10,000 continuations, each being between 50 and 400 tokens long. Then, we concatenate continuations (see §4.2) to reach the targeted token length T . Finally, each concatenated continuation is filtered by the watermark detector, and only watermarked sequences are kept. We use those concatenated continuations to compute the test statistic S . In practice, we therefore have on average a total of $10^6/T$ samples per parameter combination.

We match the experimental setup from Jovanović et al. (2024) and Gu et al. (2024). In particular, we use LLAMA2 7B as the watermarked model. More specifically, in line with their original setups, we use the instruction fine-tuned version for Stealing and the completion version for Distillation. For the spoofer LM, we use MISTRAL 7B as the attacker for Stealing and PYTHIA 1.4B as the attacker for Distillation. Finally, for the spoofer training data \mathcal{D} , we use ξ -watermarked completions of C4 texts.

5.1 VALIDATING THE NORMALITY ASSUMPTION

In §4 we discuss two cases, each relying on one fundamental assumption:

- *Independence case:* We assume independence between the color sequence X and scores Y , from which we derive the normality of $S(\Omega)$ with a known mean (Lemma 4.1). For this case, we use the Standard method with the unigram score (Eq. (8)).
- *General case:* We alternatively assume that $S(\Omega)$ is normally distributed with an unknown mean (Eq. (5)). Here, we use the Reprompting method with the $(h + 1)$ -gram score (Eq. (7)).

In Fig. 2, we test the Independence case assumption by validating if $Z_S(\Omega)$ with the Standard method and unigram score follows a standard normal distribution (Top), and the General case assumption by validating the same for $Z_R(\Omega, \Omega')$ with the Reprompting method and $(h + 1)$ -gram score (Bottom).

Regarding the Independence case, we see that in the top row, $Z_S(\Omega)$ follows a standard normal distribution only for $h = 3$. This confirms our intuition behind the unigram score: as h increases,

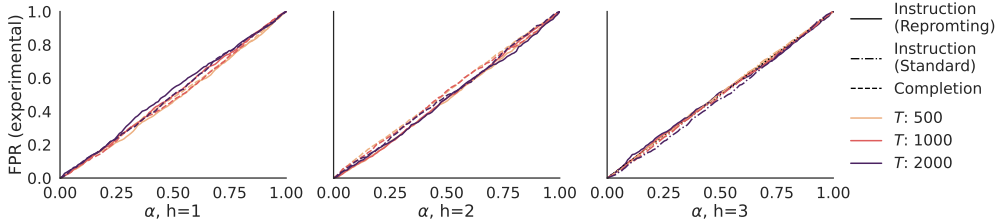


Figure 3: Experimental rejection rate of ξ -watermarked text on LLAMA2 7B.

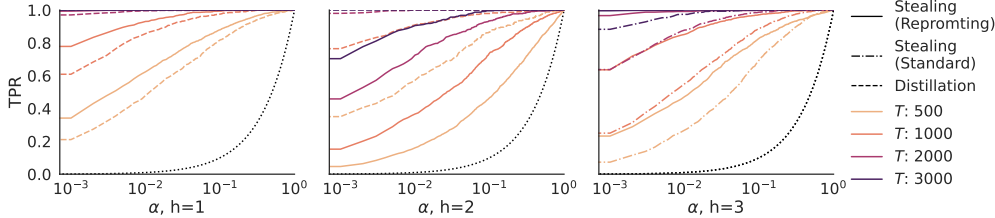


Figure 4: Experimental True Positive Rate of spoofed text. The dotted lines are the identity and serve as a reference for the expected rejection rate under the null. Since, in practice, a low false positive rate (α) is desirable, the logarithmic scale on α highlights the true positive rate at low α values.

the dependency between X_t and $f(\Omega_{t-h})$ becomes negligible. Hence, for $h = 3$, we may use the Standard method with the unigram score, which does not require prompting our model.

For the General case, we see in the bottom row that the histogram approximately matches the standard normal distribution for all values of h . Overall, these results suggest that the assumptions behind the Reprompting method are sound, allowing it (with the $(h + 1)$ -gram score) to be used for all tested parameter combinations. Therefore, all results in §5.2 are computed with the Reprompting method and $(h + 1)$ -gram score, except for $h = 3$ where both the Reprompting method with $(h + 1)$ -gram score and the Standard method with unigram score are used.

5.2 EVALUATING THE SPOOFING DETECTION TESTS

To ensure the statistical test is robust, we first check whether the Type 1 error rate is properly controlled. This means that, under the null, letting p be the resulting p-value, for all rejection rates $\alpha \in [0, 1]$,

$$P(p \leq \alpha) \leq \alpha. \tag{10}$$

Secondly, we experimentally evaluate the test’s power on Stealing and Distillation. The power of the test indicates how effective it is at distinguishing spoofed text from ξ -watermarked text.

Type 1 error To evaluate Type 1 error, we compare the experimental rejection rate under the null hypothesis against the set rejection rate α . According to Eq. (10), if the test properly controls Type 1 error, we expect the resulting curve to be below the identity function.

In Fig. 3, we show the experimental rejection rate of ξ -watermarked text on LLAMA2 7B (both instruction fine-tuned and completion models) for different values of h and T . We observe that the experimental rejection rates align closely with the identity function. Specifically, for $h = 3$, both the Reprompting method with $(h + 1)$ -gram score and the Standard method with unigram score align with the identity. These results show that, in practice, setting a rejection rate of α guarantees that the experimental False Positive Rate of the test is indeed α .

Test power To evaluate the power of the test, we compute the empirical true rejection rate (i.e., TPR) under the alternative hypothesis for a given threshold α .

In Table 1, we provide the experimental False Positive Rate (FPR, rejection under the null) and True Positive Rate (TPR, rejection under the alternative) for a fixed value of α . For $T = 3000$, under all

Table 1: Experimental FPR and TPR for both spoofing methods at $\alpha = 1\%$ and $\alpha = 5\%$ for different h and T . The row $h = 3$ (R) corresponds to the Reprompting method with $(h + 1)$ -gram score whereas $h = 3$ (S) corresponds to the Standard method with unigram score. All other entries are for the Reprompting method with $(h + 1)$ -gram score. There are no results for Distillation with $h = 3$ as we find it unable to reliably produce spoofed texts in this case.

Spoofer		$T = 500$				$T = 1000$				$T = 2000$				$T = 3000$			
		FPR @1%	TPR @1%	FPR @5%	TPR @5%	FPR @1%	TPR @1%	FPR @5%	TPR @5%	FPR @1%	TPR @1%	FPR @5%	TPR @5%	FPR @1%	TPR @1%	FPR @5%	TPR @5%
STEALING	$h = 1$	0.00	0.62	0.04	0.81	0.00	0.93	0.04	0.99	0.01	1.00	0.05	1.00	0.01	1.00	0.07	1.00
	$h = 2$	0.01	0.16	0.04	0.35	0.00	0.37	0.04	0.59	0.01	0.73	0.05	0.88	0.01	0.91	0.04	0.97
	$h = 3$ (R)	0.01	0.47	0.05	0.73	0.01	0.85	0.05	0.95	0.01	0.99	0.05	1.00	0.01	1.00	0.06	1.00
	$h = 3$ (S)	0.01	0.27	0.05	0.53	0.01	0.55	0.04	0.80	0.01	0.88	0.03	0.97	0.00	0.97	0.03	1.00
DISTILLATION	$h = 1$	0.01	0.48	0.04	0.71	0.01	0.86	0.05	0.96	0.01	1.00	0.06	1.00	0.01	1.00	0.03	1.00
	$h = 2$	0.01	0.57	0.06	0.78	0.01	0.91	0.06	0.97	0.01	1.00	0.05	1.00	0.00	1.00	0.07	1.00

Table 2: Experimental FPR at $\alpha = 1\%$ and $\alpha = 5\%$ for both Stealing and Distillation with SumHash $h = 2$, across spoofer LMs. Bold model name corresponds to the case where the spoofer and model provider models are the same.

Experiment	Spoofer LM	$T = 200$		$T = 500$		$T = 1000$		$T = 2000$	
		TPR @1%	TPR @5%	TPR @1%	TPR @5%	TPR @1%	TPR @5%	TPR @1%	TPR @5%
STEALING	LLAMA2-7B	0.07	0.16	0.14	0.34	0.36	0.62	0.68	0.88
	GEMMA-2B	0.02	0.17	0.09	0.32	0.29	0.52	0.61	0.82
	MISTRAL-7B	0.05	0.16	0.16	0.35	0.37	0.59	0.73	0.88
DISTILLATION	LLAMA2-7B	0.20	0.46	0.60	0.80	0.94	0.99	1.00	1.00
	PYTHIA-1.4B	0.27	0.55	0.57	0.78	0.91	0.97	1.00	1.00

tested scenarios, we achieve more than 90% TPR at a rejection rate of 1%. This suggests that, given a long enough text (or concatenation of text), spoofed text from both state-of-the-art methods can be distinguished from ξ -watermarked text with high accuracy and reliable control over the false positive rate. Moreover, we see that the Reprompting method yields higher power than the Standard method for all values of T . Yet, the Standard method, in the cases where it is applicable, is computationally more efficient as it does not require prompting the model \mathcal{M} , and thus may still be preferable.

Additionally, in Fig. 4, we show the evolution of the TPR with respect to α . We observe that for any fixed $\alpha \in [0, 1]$, the power at α converges to 1 as T grows. This indicates that the test can achieve arbitrary TPR at α , given sufficiently long text. Also, we see that despite the fundamental differences between the two spoofing techniques, the texts produced by both Stealing and Distillation can be reliably distinguished with the same test. This highlights that the intuition behind our approach (§3.2) is general and that it points to a fundamental limitation of current spoofing techniques.

5.3 INFLUENCE OF THE SPOOFER MODEL

In this section, we run our tests on SumHash with $h = 2$, using for Stealing LLAMA2 7B, MISTRAL 7B and GEMMA 2B, and for Distillation LLAMA2 7B and PYTHIA 1.4B. Unlike §5.1 and §5.2, the results are computed with on average $10^5/T$ samples per parameter combination.

In Fig. 5, we show the evolution of the expected value of $Z_R(\Omega, \Omega')$ for spoofed texts with respect to T , across different spoofer LMs. We see that the evolution of the average Z-score is similar across all models, as well as for both spoofing techniques. This suggests that the choice of the spoofer LM has almost no influence on the test power.

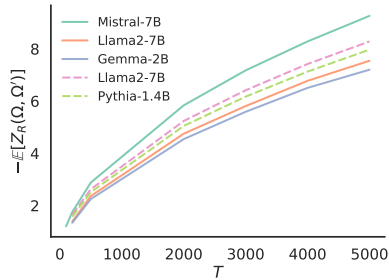


Figure 5: Evolution of $\mathbb{E}[Z_R(\Omega, \Omega')]$ for different spoofer LMs with T .

Additionally, in Table 2, we show the FPR and TPR for the five spoofer LMs tested. For $T = 2000$, we obtain similar results across all models, with a TPR at 1% of at least 60% for Stealing and 100% for Distillation,

similar to the results from §5.2. Moreover, counterintuitively, a spoofer using the same model as the model owner does not significantly lower the test power. This suggests that the artifacts we are detecting in spoofed text indeed reflect the lack of knowledge of the spoofer (§3.2), and not the difference between the LM used by the spoofer and the LM used by the model provider.

6 RELATED WORK

Watermarks for LLM In the class of distribution-modifying watermarks (Kirchenbauer et al., 2023), many schemes have built on the core idea of red-green vocabulary splits (Kirchenbauer et al., 2024; Zhao et al., 2024; Lee et al., 2023; Wu et al., 2023; Yoo et al., 2024; Fernandez et al., 2023; Liu et al., 2023; Fairoze et al., 2023; Ren et al., 2024; Lu et al., 2024; Guan et al., 2024; Zhou et al., 2024). Another prominent approach to LLM watermarking are distortion-free watermarks (Christ et al., 2024; Kuditipudi et al., 2023; Hu et al., 2024) that aim to preserve the distribution of the LM.

Watermark spoofing Spoofing attacks are considered a threat to watermarks as they can lead to falsely attributing text ownership to a model provider. Sadasivan et al. (2023) presented a proof-of-concept where a dataset is generated by querying the watermarked model, and then used to approximately reverse-engineer the watermark scheme, but did not provide a practically validated method. Follow-up works Jovanović et al. (2024) and Zhang et al. (2024) expanded on this idea, to develop practical methods for spoofing Red-green watermarks. While Jovanović et al. (2024) works across multiple watermarking schemes, Zhang et al. (2024) is restricted to the unigram scheme (Zhao et al., 2024). Additionally, Gu et al. (2024) introduced an alternative spoofing method which distills the watermark into the model weights by fine-tuning a model on a dataset of ξ -watermarked text.

Additionally, works such as Wu & Chandrasekaran (2024) do not focus explicitly on spoofing but could be easily adapted to the spoofing scenario. However, in contrast with the above spoofers which can produce arbitrarily many spoofed texts once the watermark is forged, such approaches have practical limitations as they require additional queries to the watermarked model at each step of spoofing, inflating the computational cost. Moreover, another range of spoofing attacks are “piggyback spoofing attacks” (Pang et al., 2024), where an attacker substitutes a few tokens in a genuinely watermarked sentence to produce a spoofed sentence, simply using the robustness of the watermarking scheme. Piggyback spoofing attacks lack flexibility to produce arbitrary text as they rely on the targeted model for generation. Finally, there are attempts to design watermark schemes that are more resistant to spoofing (Zhou et al., 2024), which often comes at the cost of other desirable scheme properties such as text quality.

Broader work on LLM watermarking Other directions in the realm of LLM watermarking includes scrubbing attacks (Jovanović et al., 2024; Wu & Chandrasekaran, 2024; Chang et al., 2024), detection of the presence of a watermark (Tang et al., 2023; Gloaguen et al., 2024), and attempts to imprint the watermark into the model weights (Li et al., 2024; Creo & Pudasaini, 2024).

7 CONCLUSION

In this work, building upon the intuition that spoofed text contains artifacts reflecting the partial knowledge of the spoofer, we successfully constructed rigorous statistical tests to distinguish between spoofed and genuine watermarked texts. The tests behave similarly across the two fundamentally different spoofers studied, and across a wide range of watermark settings. Our results show that spoofed text can be reliably distinguished from genuine watermarked text, with arbitrary accuracy given a long enough text, and highlight shared limitations of current state-of-the-art spoofers.

Limitations While we can provide an experimental evaluation of power on current state-of-the-art spoofers, the proposed tests come with no theoretical guarantee of power. We build our tests on reasonable assumptions regarding the limitations of learning-based spoofing techniques. Yet, we hypothesize that spoofing techniques that adaptively learn the vocabulary split may avoid leaving similar artifacts in generated text. Designing such attacks can be an interesting path for future work.

REPRODUCIBILITY STATEMENT

All technical details needed to reproduce the experiments are given in §3.2. Furthermore, each experiment both in §5 and App. A–C is introduced in detail with all parameters explicitly provided to ensure reproducibility. The theoretical result from §4.1, Lemma 4.1, is proven in App. D, where we also recall the main statistical results (Theorem D.1 and Theorem D.2) that are used in the proof.

REFERENCES

- Diane Bartz and Krystal Hu. Openai, google, others pledge to watermark ai content for safety, white house says, 2023.
- Joseph R. Biden. Executive order on the safe, secure, and trustworthy development and use of artificial intelligence, 2023.
- Sébastien Bubeck, Varun Chandrasekaran, Ronen Eldan, Johannes Gehrke, Eric Horvitz, Ece Kamar, Peter Lee, Yin Tat Lee, Yuanzhi Li, Scott M. Lundberg, Harsha Nori, Hamid Palangi, Marco Túlio Ribeiro, and Yi Zhang. Sparks of artificial general intelligence: Early experiments with GPT-4. *arXiv*, 2023.
- CEU. Proposal for a regulation of the european parliament and of the council laying down harmonised rules on artificial intelligence (artificial intelligence act) and amending certain union legislative acts - analysis of the final compromise text with a view to agreement. 2024.
- Hongyan Chang, Hamed Hassani, and Reza Shokri. Watermark smoothing attacks against language models. *arXiv*, 2024.
- Miranda Christ, Sam Gunn, and Or Zamir. Undetectable watermarks for language models. *COLT*, 2024.
- Mike Conover, Matt Hayes, Ankit Mathur, Jianwei Xie, Jun Wan, Sam Shah, Ali Ghodsi, Patrick Wendell, Matei Zaharia, and Reynold Xin. Free dolly: Introducing the world’s first truly open instruction-tuned llm, 2023. <https://www.databricks.com/blog/2023/04/12/dolly-first-open-commercially-viable-instruction-tuned-llm>, last accessed: Sep 28 2024.
- Aldan Creo and Shushanta Pudasaini. Evading ai-generated content detectors using homoglyphs. *arXiv*, 2024.
- Abhimanyu Dubey, Abhinav Jauhri, Abhinav Pandey, Abhishek Kadian, Ahmad Al-Dahle, Aiesha Letman, Akhil Mathur, Alan Schelten, Amy Yang, Angela Fan, et al. The llama 3 herd of models. *arXiv*, 2024.
- Jaiden Fairoze, Sanjam Garg, Somesh Jha, Saeed Mahloujifar, Mohammad Mahmood, and Mingyuan Wang. Publicly detectable watermarking for language models. *arXiv*, 2023.
- Pierre Fernandez, Antoine Chaffin, Karim Tit, Vivien Chappelier, and Teddy Furon. Three bricks to consolidate watermarks for large language models. In *WIFS*, 2023.
- Edgar C Fieller, Herman O Hartley, and Egon S Pearson. Tests for rank correlation coefficients. i. *Biometrika*, 1957.
- Thibaud Gloaguen, Nikola Jovanović, Robin Staab, and Martin Vechev. Black-box detection of language model watermarks. In *ICML 2024 Workshop on Foundation Models in the Wild*, 2024.
- Chenchen Gu, Xiang Lisa Li, Percy Liang, and Tatsunori Hashimoto. On the learnability of watermarks for language models. In *ICLR*, 2024.
- Batu Guan, Yao Wan, Zhangqian Bi, Zheng Wang, Hongyu Zhang, Yulei Sui, Pan Zhou, and Lichao Sun. Codeip: A grammar-guided multi-bit watermark for large language models of code. *arXiv*, 2024.

- Zhengmian Hu, Lichang Chen, Xidong Wu, Yihan Wu, Hongyang Zhang, and Heng Huang. Unbiased watermark for large language models. In *ICLR*, 2024.
- Nikola Jovanović, Robin Staab, and Martin Vechev. Watermark stealing in large language models. *ICML*, 2024.
- John Kirchenbauer, Jonas Geiping, Yuxin Wen, Jonathan Katz, Ian Miers, and Tom Goldstein. A watermark for large language models. In *ICML*, 2023.
- John Kirchenbauer, Jonas Geiping, Yuxin Wen, Manli Shu, Khalid Saifullah, Kezhi Kong, Kasun Fernando, Aniruddha Saha, Micah Goldblum, and Tom Goldstein. On the reliability of watermarks for large language models. In *ICLR*, 2024.
- Rohith Kudipudi, John Thickstun, Tatsunori Hashimoto, and Percy Liang. Robust distortion-free watermarks for language models. *arXiv*, 2023.
- Taehyun Lee, Seokhee Hong, Jaewoo Ahn, Ilgee Hong, Hwaran Lee, Sangdoon Yun, Jamin Shin, and Gunhee Kim. Who wrote this code? watermarking for code generation. *arXiv*, 2023.
- Shen Li, Liuyi Yao, Jinyang Gao, Lan Zhang, and Yaliang Li. Double-i watermark: Protecting model copyright for llm fine-tuning. *arXiv*, 2024.
- Aiwei Liu, Leyi Pan, Xuming Hu, Shuang Li, Lijie Wen, Irwin King, and S Yu Philip. An unforgeable publicly verifiable watermark for large language models. In *ICLR*, 2023.
- Yijian Lu, Aiwei Liu, Dianzhi Yu, Jingjing Li, and Irwin King. An entropy-based text watermarking detection method. *arXiv*, 2024.
- Qi Pang, Shengyuan Hu, Wenting Zheng, and Virginia Smith. Attacking LLM watermarks by exploiting their strengths. *arXiv*, 2024.
- Julien Piet, Chawin Sitawarin, Vivian Fang, Norman Mu, and David A. Wagner. Mark my words: Analyzing and evaluating language model watermarks. *arXiv*, 2023.
- Colin Raffel, Noam Shazeer, Adam Roberts, Katherine Lee, Sharan Narang, Michael Matena, Yanqi Zhou, Wei Li, and Peter J. Liu. Exploring the limits of transfer learning with a unified text-to-text transformer. *JMLR*, 2020.
- Jie Ren, Han Xu, Yiding Liu, Yingqian Cui, Shuaiqiang Wang, Dawei Yin, and Jiliang Tang. A robust semantics-based watermark for large language model against paraphrasing. In *NAACL*, 2024.
- Vinu Sankar Sadasivan, Aounon Kumar, Sriram Balasubramanian, Wenxiao Wang, and Soheil Feizi. Can ai-generated text be reliably detected? *arXiv*, 2023.
- Leonard Tang, Gavin Uberti, and Tom Shlomi. Baselines for identifying watermarked large language models. *arXiv*, 2023.
- Lean Wang, Wenkai Yang, Deli Chen, Hao Zhou, Yankai Lin, Fandong Meng, Jie Zhou, and Xu Sun. Towards codable text watermarking for large language models. *ICLR*, 2024.
- Qilong Wu and Varun Chandrasekaran. Bypassing LLM watermarks with color-aware substitutions. *arXiv*, 2024.
- Yihan Wu, Zhengmian Hu, Hongyang Zhang, and Heng Huang. Dipmark: A stealthy, efficient and resilient watermark for large language models. *arXiv*, 2023.
- KiYoon Yoo, Wonhyuk Ahn, and Nojun Kwak. Advancing beyond identification: Multi-bit watermark for language models. *NAACL*, 2024.
- Zhaoxi Zhang, Xiaomei Zhang, Yanjun Zhang, Leo Yu Zhang, Chao Chen, Shengshan Hu, Asif Gill, and Shirui Pan. Large language model watermark stealing with mixed integer programming. *arXiv*, 2024.
- Xuandong Zhao, Prabhanjan Vijendra Ananth, Lei Li, and Yu-Xiang Wang. Provable robust watermarking for ai-generated text. In *ICLR*, 2024.
- Tong Zhou, Xuandong Zhao, Xiaolin Xu, and Shaolei Ren. Bileve: Securing text provenance in large language models against spoofing with bi-level signature. *arXiv*, 2024.

Table 3: Experimental FPR and TPR for Stealing and Distillation using Dolly instead of C4 as the basis for the generation of ω . The row $h = 3$ (R) corresponds to the Reprompting method with $(h + 1)$ -gram score whereas $h = 3$ (S) corresponds to the Standard method with unigram score. Else only the Reprompting method with $(h + 1)$ -gram score is used.

Spoofers		$T = 200$				$T = 500$				$T = 1000$			
		FPR @1%	TPR @1%	FPR @5%	TPR @5%	FPR @1%	TPR @1%	FPR @5%	TPR @5%	FPR @1%	TPR @1%	FPR @5%	TPR @5%
STEALING	$h = 1$	0.00	0.12	0.00	0.28	0.00	0.41	0.02	0.67	0.00	0.80	0.01	0.92
	$h = 2$	0.00	0.03	0.04	0.15	0.00	0.12	0.04	0.28	0.01	0.34	0.08	0.50
	$h = 3$ (R)	0.01	0.25	0.03	0.42	0.02	0.51	0.05	0.81	0.01	0.87	0.05	0.97
	$h = 3$ (S)	0.00	0.16	0.02	0.43	0.00	0.27	0.02	0.51	0.01	0.48	0.04	0.75
DISTILLATION	$h = 1$	0.01	0.14	0.05	0.33	0.00	0.42	0.02	0.64	0.00	0.69	0.02	0.83
	$h = 2$	0.02	0.12	0.07	0.27	0.01	0.36	0.07	0.59	0.02	0.67	0.07	0.84

Table 4: Experimental Rejection Rate (RR) for Stealing with SelfHash and $h = 3$ for both ξ -watermarked text and spoofed text.

Experiment	Method	Spoofers LM	$T = 200$		$T = 500$		$T = 1000$		$T = 2000$	
			RR @1%	RR @5%	RR @1%	RR @5%	RR @1%	RR @5%	RR @1%	RR @5%
ξ -watermarked	Reprompting	/	0.01	0.04	0.00	0.03	0.00	0.01	0.00	0.03
	Standard	/	0.00	0.03	0.00	0.02	0.01	0.02	0.00	0.01
STEALING	Reprompting	LLAMA2-7B	0.12	0.30	0.31	0.59	0.70	0.90	0.99	1.00
		GEMMA-2B	0.14	0.30	0.45	0.73	0.83	0.93	1.00	1.00
		MISTRAL-7B	0.10	0.29	0.38	0.63	0.79	0.93	1.00	1.00
	Standard	LLAMA2-7B	0.03	0.13	0.06	0.20	0.11	0.35	0.32	0.63
		GEMMA-2B	0.03	0.14	0.07	0.26	0.15	0.40	0.36	0.62
		MISTRAL-7B	0.05	0.22	0.15	0.39	0.35	0.63	0.74	0.88

A ADDITIONAL EXPERIMENTAL RESULTS

In this section, we conduct several thorough ablation studies. We evaluate the test using a different dataset as base prompts (App. A.1), with a different variation of the watermark scheme (App. A.2), and using another watermarked model (App. A.3). In all tested additional settings, the results are similar to those presented in §5, which emphasizes the validity of the test and shows that the spoofing artifacts studied are a fundamental property of learning-based spoofers.

Unlike in §5, we generate 1,000 continuations per parameter combination for the ablation study. It means that on average we have $10^5/T$ samples per parameter combination.

A.1 MITIGATING POTENTIAL METHODOLOGICAL BIASES

Here, we use the same settings as §5 (Stealing and Distillation with SumHash, different values of h , and for $h = 3$, both the Reprompting and Standard methods), but use text continuations of prompts sampled from Dolly (Conover et al., 2023) instead of the C4 dataset. We show that the methodology used to generate the spoofed and ξ -watermarked texts has no influence on the results.

In Table 3, we show the experimental FPR and TPR at α of 1% and 5%. The results are similar to those on C4 from Table 1: the Type 1 error is controlled, and the power is similar. This suggests that the methodology we use to generate the prompts does not influence the results. Hence, we can expect that for most texts ω , the empirical results presented hold, and that if ω is spoofed, the spoofer’s artifacts remain present and discoverable.

Table 5: Experimental Rejection Rate (RR) for Stealing with MISTRAL7B as \mathcal{M} at α of 1% and 5% on both ξ -watermarked text and spoofed text.

Experiment	Method	Spoofed LM	$T = 200$		$T = 500$		$T = 1000$		$T = 2000$	
			RR @1%	RR @5%	RR @1%	RR @5%	RR @1%	RR @5%	RR @1%	RR @5%
ξ -watermarked	Reprompting	/	0.02	0.05	0.03	0.08	0.00	0.04	0.00	0.02
	Standard	/	0.01	0.04	0.01	0.02	0.00	0.02	0.00	0.02
STEALING	Reprompting	LLAMA2-7B	0.45	0.73	0.89	1.00	0.99	1.00	1.00	1.00
		GEMMA-2B	0.48	0.90	0.97	1.00	1.00	1.00	1.00	1.00
		MISTRAL-7B	0.59	0.81	0.97	1.00	1.00	1.00	1.00	1.00
	Standard	LLAMA2-7B	0.19	0.41	0.25	0.60	0.45	0.79	0.83	0.95
		GEMMA-2B	0.21	0.48	0.40	0.66	0.64	0.81	0.85	0.96
		MISTRAL-7B	0.27	0.55	0.70	0.88	0.94	0.99	0.99	1.00

A.2 RESULTS FOR THE SELFHASH SCHEME

Next, we focus on SelfHash with $h = 3$ and $\delta = 4$ for Stealing. We use both the Reprompting and the Standard method with their respective score functions (§4.2).

In Table 4, we show the experimental FPR at $\alpha = 1\%$ and $\alpha = 5\%$ for ξ -watermarked and spoofed text. Similarly to the SumHash variant, the Type 1 error is properly controlled for both the Standard and the Reprompting methods. Moreover, the empirical power scaling with T is similar to the SumHash scheme from Table 1. This means that the spoofing artifacts are not tied to a specific scheme, but rather represent a fundamental limitation of learning-based watermark spoofing techniques such as Stealing and Distillation. Additionally, we also see that the power of the Standard method at a fixed T is lower than that of the Reprompting method. This confirms the expected trade-off of the unigram score: enforcing cross-independence is traded for power (§4.2).

A.3 ALTERNATIVE WATERMARKED MODEL

In this experiment, we use MISTRAL-7B as the watermarked model \mathcal{M} for SumHash at $h = 3$ on Stealing. We do not use a different \mathcal{M} for Distillation, as Distillation was only empirically validated on LLAMA2-7B (Gu et al., 2024).

In Table 5, we show the experimental FPR at α of 1% and 5% for ξ -watermarked text and spoofed text on different spoofer LMs. Similar to the results in Table 1, the Type 1 error is controlled in both the Reprompting and Standard methods. Moreover, the power scaling with T is also similar to the results from Table 1. This suggests that the model \mathcal{M} used by the model provider has no influence on the artifacts left by spoofing attempts on such a model. It also confirms the results from §5.3 that the artifacts we are distinguishing in spoofed text indeed reflect only the lack of knowledge of the spoofer and do not reflect a particular behavior of a given model.

B VALIDATING THE CONCATENATION PROCEDURE

In this section, we experimentally validate the claim that concatenating texts ω according to the procedure from §4.2 has no influence on the resulting distribution of the statistic.

Experimental setup Let $W = (\omega_1, \dots, \omega_n)$ be a corpus of n texts of the same length, and W' the corresponding corpus of Reprompting texts of the same length T . Let $X, X' \in \{0, 1\}^{n \times T}$ be the color matrices of the corpora, and $Y, Y' \in [0, 1]^{n \times T}$ be the associated $(h + 1)$ -gram score matrices of the corpora. For permutations $\sigma \in \mathfrak{S}_{n \times T}$, we define $\sigma(X)_{i,j} = X_{\sigma((i,j))}$ and $\sigma(Y)_{i,j} = Y_{\sigma((i,j))}$. We define $\sigma(W)$ as the *shuffled* corpus with the corresponding $\sigma(X)$ color and $\sigma(Y)$ score. Given $\sigma \in \mathfrak{S}_{n \times T}$, we test the hypothesis that shuffling has no influence on the distribution of $Z_R(W, W')$,

$$Z_R(\sigma(W), \sigma(W')) \sim Z_R(W, W'), \quad (11)$$

where $Z_R(W, W') := (Z_R(\omega_1, \omega'_1), \dots, Z_R(\omega_n, \omega'_n))$. The shuffling operation can be interpreted as a concatenation of texts of length 1. Hence, if the shuffling has no influence, this implies that the

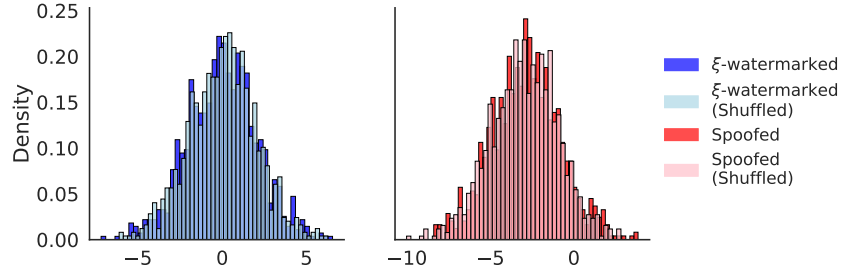


Figure 6: Histogram of Z-scores for both ξ -watermarked and spoofed corpora, as well as their shuffled counterparts.

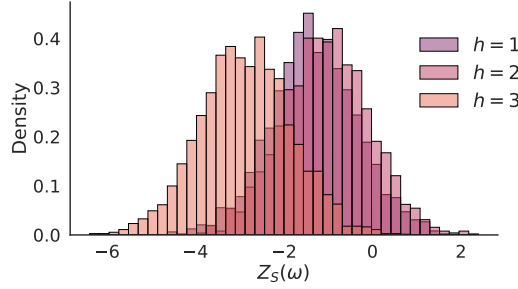


Figure 7: Histogram of $Z_S(W)$ for ξ -watermarked text with $(h+1)$ -gram score and Standard method.

concatenation of texts of longer length has no influence either. To test for the equality of distribution, we use a Mann-Whitney U rank test.

Results In practice, we generate $n = 1000$ ξ -watermarked and spoofed texts of length 175 and their corresponding $T = 150$ -length Reprompting text corpora. We sample $\sigma \in \mathfrak{S}_{n \times T}$ uniformly in $\mathfrak{S}_{n \times T}$. In Fig. 6, we show the resulting histogram of $Z_R(W, W')$ and $Z_R(\sigma(W), \sigma(W'))$. The histograms between the non-shuffled and shuffled versions perfectly overlap for both the ξ -watermarked texts and the spoofed texts. Moreover, the resulting p-values from the Mann-Whitney U rank test are 0.86 and 0.44, respectively. Hence, we can conclude that Eq. (11) is verified and that the concatenation procedure has no influence on the distribution of the statistic.

C DEPENDENCE BETWEEN THE CONTEXT DISTRIBUTION AND THE COLOR

In this section, we study in detail the dependence between the color of token ω_t and $I_{\mathcal{D}}(\omega_{t-h:t})$ in ξ -watermarked text from §3.2.

Problem statement We recall that \mathcal{D} is the training data of the spoofer, and $I_{\mathcal{D}}$ is the function of frequencies of $h+1$ -grams in \mathcal{D} . In §3.2, we hypothesize that low entropy is a common factor that implies $I_{\mathcal{D}}(\Omega_{t-h:t})$ is high and $P(X_t = 1) \approx \gamma$. Under such an assumption, we therefore expect the correlation between the observed color sequence x and the $(I_{\mathcal{D}}(\omega_{t-h:t}))_{\forall t \in \{h, \dots, T\}}$ to be negative. In other words, we expect $Z_S(\omega)$ with the $(h+1)$ -gram score to be negative for ξ -watermarked text.

Results We verify this claim by computing $Z_S(\omega)$ with the $(h+1)$ -gram score for a corpus W of 1000 ξ -watermarked texts, each of length $T = 500$. In Fig. 7, we see the histograms of $Z_S(W)$ for different values of h . We see that for all h , $\hat{\mathbb{E}}[Z_S(W)]$ is indeed negative. Furthermore, we notice that the histograms appear normally distributed, agreeing with the assumption underlying the Reprompting method (Eq. (5)). Therefore, these results show that the proposed intuitive explanation of the dependence due to \mathcal{M} is coherent, and further highlight the need for the Reprompting method in order to build a statistic with a known distribution when using the $(h+1)$ -gram score.

D PROOF OF LEMMA 4.1

In this section, we detail the proof of Lemma 4.1.

First, let's recall some statistical results that we need.

Theorem D.1 (Lindeberg CLT). *Let $X_{n,1}, \dots, X_{n,n}$ be independent random variables in \mathbb{R}^d with mean zero. If for all $\varepsilon > 0$*

$$\sum_{k=1}^n \mathbb{E}[\|X_{n,k}\|^2 \mathbb{1}\{\|X_{n,k}\| > \varepsilon\}] \rightarrow 0, \text{ (Lindeberg Condition)} \quad (12)$$

and

$$\sum_{k=1}^n \text{cov}(X_{n,k}) \rightarrow V, \quad (13)$$

then

$$\sum_{k=1}^n X_{n,k} \xrightarrow{d} \mathcal{N}(0, V). \quad (14)$$

Theorem D.2 (Delta method). *Let X_1, \dots, X_n be a sequence of random variables in \mathbb{R}^d , if*

$$\sqrt{n}(X_n - \mu) \xrightarrow{d} \mathcal{N}(0, V), \quad (15)$$

and $u : \mathbb{R}^d \rightarrow \mathbb{R}$ is differentiable at μ , with $\nabla u(\mu) \neq 0$, then

$$\sqrt{n}(u(X_n) - u(\mu)) \xrightarrow{d} \mathcal{N}(0, \nabla u(\mu)^T V \nabla u(\mu)). \quad (16)$$

Now we proceed to prove Lemma 4.1. We first state the result formally.

Lemma 4.1. *Let $X := X_1, \dots, X_T$ be a sequence of independent (non i.i.d) Bernoulli random variables, and $g_i = P(X_i = 1)$. Let $Y := Y_1, \dots, Y_T$ be a sequence of i.i.d. random variables. Let $\Omega = (X, Y)$. Assuming that, for all $i \in \{0, \dots, T\}$, X_i and Y_i are independent, that there exist $g^{(1)}, g^{(2)} \in [0, 1]$ such that*

$$\lim_{T \rightarrow \infty} \frac{1}{T} \sum_{i=1}^T (g_i - g^{(1)}) = O\left(\frac{1}{T}\right) \text{ and } \lim_{T \rightarrow \infty} \frac{1}{T} \sum_{i=1}^T g_i^2 = g^{(2)}, \quad (17)$$

and assuming that Y admits at least 4 moments $\mu_Y, \mu_{Y^2}, \mu_{Y^3}, \mu_{Y^4}$. Then, we have that

$$Z_S(\Omega) := \sqrt{T}S(\Omega) \xrightarrow{d} \mathcal{N}(0, 1).$$

Proof. Let $w_i := (X_i, Y_i, X_i^2, Y_i^2, X_i Y_i)$. Let $X_{n,k} = \frac{(w_i - \mathbb{E}[w_i])}{\sqrt{n}}$. We recall the definition of S ,

$$S(\Omega) = \frac{\sum_{t=1}^T (X_t - \bar{X}_T)(Y_t - \bar{Y}_T)}{\sqrt{\sum_{t=1}^T (X_t - \bar{X}_T)^2 \sum_{t=1}^T (Y_t - \bar{Y}_T)^2}} \quad (18)$$

$$= \frac{\frac{1}{T} \sum_{t=1}^T X_t Y_t - \left(\frac{1}{T} \sum_{t=1}^T X_t\right) \left(\frac{1}{T} \sum_{t=1}^T Y_t\right)}{\sqrt{\frac{1}{T} \sum_{t=1}^T X_t^2 - \left(\frac{1}{T} \sum_{t=1}^T X_t\right)^2} \sqrt{\frac{1}{T} \sum_{t=1}^T Y_t^2 - \left(\frac{1}{T} \sum_{t=1}^T Y_t\right)^2}}, \quad (19)$$

where \bar{X}_T denotes the mean of $X_{1:T}$.

The proof goes as follows:

- First, we show that the sum of the covariance matrix of $X_{n,k}$ converges (Eq. (13)).
- Then, we show that $X_{n,k}$ satisfies the Lindeberg condition (Eq. (12)). We can then apply the Lindeberg theorem to show that w_i converges to a normal distribution.
- Finally, we apply the Delta method (Theorem D.2) to show that $S(\Omega)$ is normally distributed.

We have that for all $i \neq j$, w_i is independent of w_j . For each i , we have

$$\text{Cov}(w_i) = \begin{bmatrix} g_i(1-g_i) & 0 & g_i(1-g_i) & 0 & \mu_Y g_i(1-g_i) \\ 0 & -\mu_Y^2 + \mu_{Y^2} & 0 & -\mu_Y \mu_{Y^2} + \mu_{Y^3} & g_i(-\mu_Y^2 + \mu_{Y^2}) \\ g_i(1-g_i) & 0 & g_i(1-g_i) & 0 & \mu_Y g_i(1-g_i) \\ 0 & -\mu_Y \mu_{Y^2} + \mu_{Y^3} & 0 & -(\mu_{Y^2})^2 + \mu_{Y^4} & g_i(-\mu_Y \mu_{Y^2} + \mu_{Y^3}) \\ \mu_Y g_i(1-g_i) & g_i(-\mu_Y^2 + \mu_{Y^2}) & \mu_Y g_i(1-g_i) & g_i(-\mu_Y \mu_{Y^2} + \mu_{Y^3}) & g_i(-\mu_Y^2 g_i + \mu_{Y^2}) \end{bmatrix},$$

where we denote μ_{Y^k} as the k -th moment of Y .

Then, using Eq. (17), we have that $1/T \sum_{i=1}^T \text{Cov}(w_i) = \sum_{i=1}^T \text{Cov}(X_{n,i})$ converges towards $V \in \mathbb{R}^{5 \times 5}$, defined as

$$V = \begin{bmatrix} g^{(1)} - g^{(2)} & 0 & g^{(1)} - g^{(2)} & 0 & \mu_Y (g^{(1)} - g^{(2)}) \\ 0 & -\mu_Y^2 + \mu_{Y^2} & 0 & -\mu_Y \mu_{Y^2} + \mu_{Y^3} & g^{(1)}(-\mu_Y^2 + \mu_{Y^2}) \\ g^{(1)} - g^{(2)} & 0 & g^{(1)} - g^{(2)} & 0 & \mu_Y (g^{(1)} - g^{(2)}) \\ 0 & -\mu_Y \mu_{Y^2} + \mu_{Y^3} & 0 & -(\mu_{Y^2})^2 + \mu_{Y^4} & g^{(1)}(-\mu_Y \mu_{Y^2} + \mu_{Y^3}) \\ \mu_Y (g^{(1)} - g^{(2)}) & g^{(1)}(-\mu_Y^2 + \mu_{Y^2}) & \mu_Y (g^{(1)} - g^{(2)}) & g^{(1)}(-\mu_Y \mu_{Y^2} + \mu_{Y^3}) & -\mu_Y^2 g^{(2)} + \mu_{Y^2} g^{(1)} \end{bmatrix}.$$

We have completed the first step of the proof.

Now we want to show that $X_{n,i}$ satisfies the Lindeberg condition (Eq. (12)). Let $\varepsilon > 0$. Because $X_i, Y_i \in [0, 1]$, we have that for all $i \leq n$, $\|X_{n,i}\| \leq \sqrt{\frac{10}{n}}$. There exists $n_0 > 0$ such that $\forall n \geq n_0$, $\sqrt{\frac{10}{n}} < \varepsilon$. Therefore, $\forall n \geq n_0, \forall k \leq n, \mathbb{1}\{\|X_{n,k}\| > \varepsilon\} = 0$. So, for all $n \geq n_0$,

$$\sum_{k=1}^n \mathbb{E}[|X_{n,k}|^2 \mathbb{1}\{\|X_{n,k}\| > \varepsilon\}] = 0. \quad (20)$$

Hence, we have shown that for all $\varepsilon > 0$,

$$\sum_{k=1}^n \mathbb{E}[|X_{n,k}|^2 \mathbb{1}\{\|X_{n,k}\| > \varepsilon\}] \rightarrow 0. \quad (21)$$

Therefore, using the Lindeberg CLT (Theorem D.1), we have that

$$\frac{1}{\sqrt{T}} \sum_{i=1}^T (w_i - \mathbb{E}(w_i)) \xrightarrow{d} \mathcal{N}(0, V). \quad (22)$$

We have completed the second step of the proof. Now, we want to apply the Delta method (Theorem D.2) to show that $S(\omega)$ is normally distributed.

Let $\mu_w := \lim_{T \rightarrow \infty} 1/T \sum_{i=1}^T \mathbb{E}[w_i] = (g, \mu_Y, g, \mu_{Y^2}, g\mu_Y)$. We introduce

$$E_i = \frac{1}{\sqrt{T}} \sum_{i=1}^T \mathbb{E}[w_i] - \mu_w \quad (23)$$

$$= \sqrt{T} \left(\frac{1}{T} \sum_{i=1}^T \mathbb{E}[w_i] - \mu_w \right) \quad (24)$$

$$= O\left(\frac{1}{\sqrt{T}}\right) \text{ (Using Eq. (17)).} \quad (25)$$

Therefore, we have

$$\frac{1}{\sqrt{T}} \sum_{i=1}^T (w_i - \mu_w) = \frac{1}{\sqrt{T}} \sum_{i=1}^T (w_i - \mathbb{E}[w_i]) + E_i \xrightarrow{d} \mathcal{N}(0, V). \quad (26)$$

Let $u : \mathbb{R}^5 \rightarrow \mathbb{R}$ be defined as

$$u(x) = \frac{x_5 - x_1 x_2}{\sqrt{(x_3 - x_1^2)(x_4 - x_2^2)}}. \quad (27)$$

We have that $S(\Omega) = u \left(1/T \sum_{i=1}^T w_i \right)$ (using Eq. (19)) and $u(\mu_w) = 0$, and therefore using the Delta method (Theorem D.2) we have that

$$\sqrt{T}S(\Omega) \xrightarrow{d} \mathcal{N} \left(0, \nabla u(\mu_w)^T V \nabla u(\mu_w) \right). \quad (28)$$

Because $\nabla u(\mu_w)^T V \nabla u(\mu_w) = 1$, we have shown that

$$\sqrt{T}S(\Omega) \xrightarrow{d} \mathcal{N}(0, 1). \quad (29)$$

□