



# HarmoniCa: Harmonizing Training and Inference for Better Feature Caching in Diffusion Transformer Acceleration

Yushi Huang<sup>1,2\*</sup> † Zining Wang<sup>3,2\*</sup> † Ruihao Gong<sup>3,2</sup> Jing Liu<sup>4</sup> Xinjie Zhang<sup>1</sup> Jinyang Guo<sup>3</sup>  
Xianglong Liu<sup>3</sup> Jun Zhang<sup>1</sup>

## Abstract

Diffusion Transformers (DiTs) excel in generative tasks but face practical deployment challenges due to high inference costs. Feature caching, which stores and retrieves redundant computations, offers the potential for acceleration. Existing learning-based caching, though adaptive, overlooks the impact of the prior timestep. It also suffers from misaligned objectives—*aligned predicted noise vs. high-quality images*—between training and inference. These two discrepancies compromise both performance and efficiency. To this end, we *harmonize* training and inference with a novel learning-based *caching* framework dubbed **HarmoniCa**. It first incorporates *Step-Wise Denoising Training* (SDT) to ensure the continuity of the denoising process, where prior steps can be leveraged. In addition, an *Image Error Proxy-Guided Objective* (IEPO) is applied to balance image quality against cache utilization through an efficient proxy to approximate the image error. Extensive experiments across 8 models, 4 samplers, and resolutions from  $256 \times 256$  to  $2K$  demonstrate superior performance and speedup of our framework. For instance, it achieves over 40% latency reduction (*i.e.*,  $2.07\times$  theoretical speedup) and improved performance on PIXART- $\alpha$ . Remarkably, our *image-free* approach reduces training time by 25% compared with the previous method.

## 1. Introduction

Diffusion models (Ho et al., 2020; Dhariwal & Nichol, 2021) have recently gained increasing popularity in a variety of

\*Equal contribution †Work done during internship at SenseTime Resaerch<sup>1</sup>Hong Kong University of Science and Technology<sup>2</sup>SenseTime Research<sup>3</sup>Beihang University<sup>4</sup>ByteDance. Correspondence to: Ruihao Gong <gongruihao@sensetime.com>, Jun Zhang <eejzhang@ust.hk>.

Preprint.

"A dreamy pastel illustration of a flower-filled meadow beneath drifting clouds, bright blossoms in the foreground and a distant cottage perched on a gentle slope, no humans visible."



(a) PIXART- $\Sigma$  (b) HarmoniCa (1.73 $\times$ )

Figure 1. High-resolution  $2048 \times 2048$  images generated using PIXART- $\Sigma$  (Chen et al., 2024a) with a 20-step DPM-Solver++ sampler (Lu et al., 2022b). Our proposed feature caching framework achieves a substantial  $1.73\times$  speedup with *minimal visual difference*. More visualization results can be found in Sec. M.

generative tasks, such as image (Saharia et al., 2022; Esser et al., 2024) and video generation (Blattmann et al., 2023; Ma et al., 2024c), due to their ability to produce diverse and high-quality samples. Among different backbones, Diffusion Transformers (DiTs) (Peebles & Xie, 2023) stand out for offering exceptional scalability. However, the extensive parameter size and multi-round denoising nature of diffusion models bring tremendous computational overhead during inference, limiting their practical applications. For instance, generating one  $2048 \times 2048$  resolution image using PIXART- $\Sigma$  (Chen et al., 2024a) with 0.6B parameters and 20 denoising rounds can take up to 14 seconds on a single NVIDIA H800 80GB GPU, which is unacceptable.

In light of the aforementioned problem, previous methods emerge from two perspectives: reducing the number of sampling steps (Liu et al., 2022; Song et al., 2020b) and decreasing the network complexity in noise prediction of each step (Fang et al., 2023; He et al., 2024). Recently, a new branch of research (Selvaraju et al., 2024; Yuan et al., 2024; Chen et al., 2024b) has started to focus on accelerating sampling time per step by the feature caching mechanism. This technique takes advantage of the repetitive computations across timesteps in diffusion models, allowing previously

computed features to be cached and reused in later steps. Nevertheless, most existing methods are either tailored to the U-Net architecture (Ma et al., 2024b; Wimbauer et al., 2024) or develop their strategy based on empirical observations (Chen et al., 2024b; Selvaraju et al., 2024). Therefore, there is a lack of adaptive and systematic approaches for DiT models. Learning-to-Cache (Ma et al., 2024a) introduces a learnable router to guide the caching scheme for DiT models. However, we have found that this method induces discrepancies between training and inference, which always leads to distortion build-up (Ning et al., 2023; Li et al., 2024b; Ning et al., 2024). The discrepancies arise from two main factors: (1) *Prior Timestep Disregard*: During training, the model directly samples a timestep and employs the training images with manually added noise akin to DDPM (Hu et al., 2021). This pattern ignores the impact of the caching mechanism from earlier steps, which differs from the inference process. (2) *Objective Mismatch*: The training objective minimizes noise prediction error of each timestep. Differently, the inference goal aims for high-quality final images, causing a misalignment in objectives. We believe these inconsistencies hinder effective and efficient router learning.

To alleviate the above discrepancies effectively, we harmonize training and inference with HarmoniCa, a novel cache learning framework featuring a unique training paradigm and a distinct learning objective. Specifically, to mitigate the first disparity, we design *Step-Wise Denoising Training* (SDT). It aligns the training process with the full denoising trajectory of inference using a student-teacher model setup. The student utilizes the cache while the teacher does not, effectively mimicking the teacher’s outputs across all continuous timesteps. This approach maintains the reuse and update of the cache at earlier timesteps, similar to inference. Additionally, to address the misalignment in optimization goals, we introduce the *Image Error Proxy-Guided Objective* (IEPO). This objective leverages a proxy to approximate the final image error and reduces the significant costs of directly utilizing the error to supervise training. IEPO helps SDT efficiently balance cache usage and image quality. By combining the two techniques, extensive experiments show the promising performance and speedup of HarmoniCa, e.g., over  $1.69\times$  speedup and much lower FID (Nash et al., 2021) for non-accelerated PIXART- $\alpha$  (Chen et al., 2023). In addition, HarmoniCa eliminates the requirement of training with a large number of images and reduces about 25% training time compared to the existing learning-based method (Ma et al., 2024a), further enhancing its applicability.

Our contributions are summarized as follows:

- We identify two key discrepancies in existing learning-based caching methods: (1) *Prior Timestep Disregard*, where training neglects the impact of earlier timesteps, and (2) *Objective Mismatch*, which minimizes intermediate out-

put errors rather than final image errors. These issues hinder performance and acceleration improvements.

- We propose HarmoniCa, a framework that resolves these discrepancies by (1) *Step-Wise Denoising Training* (SDT), which captures the full denoising trajectory to account for earlier timesteps, and (2) *Image Error Proxy-Guided Optimization Objective* (IEPO), which aligns the training objective with inference by approximating image error.

- Extensive experiments on NVIDIA H800 80GB GPUs with 8 models, 4 samplers, and 4 resolutions demonstrate the efficacy and universality of our framework. For example, it achieves a 6.74 IS increase and 1.24 FID reduction on DiT-XL/2, surpassing previous state-of-the-art (SOTA) methods with a higher speedup ratio. Moreover, our *image-free* framework offers greater efficiency and applicability at significantly lower training costs.

## 2. Related Work

**Diffusion models.** Diffusion models, initially conceptualized with the U-Net architecture (Ronneberger et al., 2015), have achieved satisfactory performance in image (Rombach et al., 2022; Podell et al., 2023) and video generation (Ho et al., 2022). Despite their success, U-Net models struggle with modeling long-range dependencies in complex, high-dimensional data. In response, the Diffusion Transformer (DiT) (Peebles & Xie, 2023; Chen et al., 2023; 2024a) is introduced, leveraging the inherent scalability of Transformers to efficiently enhance model capacities and handle more complex tasks with improved performance.

**Efficient diffusion.** Diverse methods have been proposed to reduce the generation overhead for diffusion models. These techniques fall into two main categories: reducing the number of sampling steps and decreasing the computational load per denoising step. In the first category, several works utilize distillation (Salimans & Ho, 2022; Luhman & Luhman, 2021) to obtain reduced sampling iterations. Furthermore, this category encompasses advanced techniques such as implicit samplers (Kong & Ping, 2021; Song et al., 2020a; Zhang et al., 2022) and specialized differential equation (DE) solvers. These solvers tackle both stochastic differential equations (SDE) (Song et al., 2020b; Jolicœur-Martineau et al., 2021) and ordinary differential equations (ODE) (Lu et al., 2022a; Liu et al., 2022; Zhang & Chen, 2022), addressing diverse aspects of diffusion model optimization. In contrast, the second category mainly focuses on model compression. It leverages techniques like pruning (Fang et al., 2023; Zhang et al., 2024; Wang et al., 2024b) and quantization (Shang et al., 2023; Huang et al., 2024; He et al., 2024) to reduce the workload in a static way. Additionally, dynamic inference compression is also being explored (Liu et al., 2023; Pan et al., 2024), where different models are employed at varying steps of the process. In

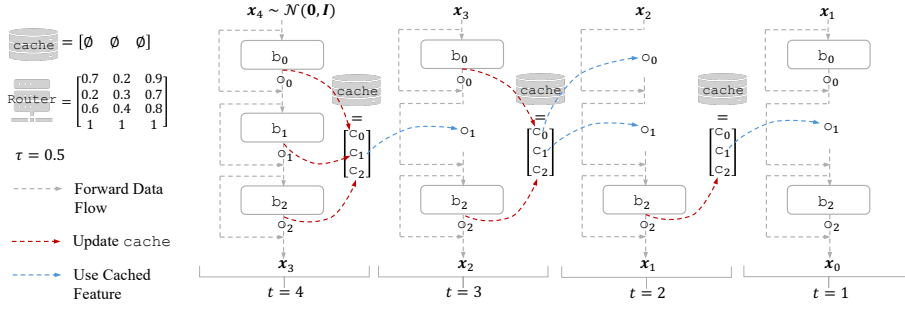


Figure 2. Generation process from a random Gaussian noise  $x_4$  to an image  $x_0$  using feature caching ( $T = 4$ ,  $N = 3$ ). We omit the sampler and conditional inputs.

this work, we focus on the urgently needed DiT acceleration through feature caching, a method distinct from the above-discussed ones.

**Feature caching.** Due to the high similarity between activations (Li et al., 2023b; Wimbauer et al., 2024) across continuous denoising steps in diffusion models, recent studies (Ma et al., 2024b; Wimbauer et al., 2024; Li et al., 2023a) have explored caching these features for reuse in subsequent steps to avoid redundant computations. Notably, their strategies rely heavily on the specialized structure of U-Net, e.g., up-sampling blocks (Ma et al., 2024b) or SpatialTransformer blocks (Li et al., 2023a). Besides, FORA (Selvaraju et al., 2024) and  $\Delta$ -DiT (Chen et al., 2024b) further apply the feature caching mechanism to DiT. However, both methods select the cache position and lifespan in a handcrafted way. Learning-to-Cache (Ma et al., 2024a) introduces a learnable cache scheme but induces discrepancies between training and inference. In this work<sup>1</sup>, we design a new learning-based framework to alleviate the discrepancies between the training and inference, which further enhances the performance and acceleration for DiT.

In addition, *token caching* (Zou et al., 2024; Lou et al., 2024), a granular way to reduce computation, recently emerged. It can be seen as an extremely fine-grained feature caching. Although compatible with our work, we only focus on feature caching with *block-wise* granularity as below.

### 3. Preliminaries

**Caching granularity.** The noise estimation network of DiT (Peebles & Xie, 2023) is built on the Transformer block (Vaswani, 2017), which is composed of an Attention block and a feed-forward network (FFN). Each Attention block and FFN is wrapped up in a residual connection (He et al., 2016). For convenience, we sequentially denote these Attention blocks and FFNs without residual connections as  $\{b_0, b_1, \dots, b_{N-1}\}$ , where  $N$  is their total amount. Fol-

<sup>1</sup>It is worth noting that we focus on the *real-time* speedup ratio in this paper instead of the theoretical upper bound in some existing works (Zou et al., 2024; Chen et al., 2024b).

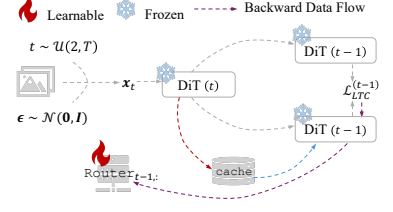


Figure 3. One training iteration of Learning-to-Cache.  $\mathcal{L}_{LTC}^{(t)}$  denotes the loss function. This method manually adds noise to images to obtain  $x_t$  as the input at  $t$ . “\*” in “DiT (\*)” represents the timestep.

lowing the existing study (Ma et al., 2024a), we store the output of  $b_i$  in cache as  $c_i$ . The cache, once completely filled, is represented as:

$$\text{cache} = [c_0, c_1, \dots, c_{N-1}]. \quad (1)$$

**Caching router.** The caching scheme for DiT can be formulated with a pre-defined threshold  $\tau$  ( $0 \leq \tau < 1$ ) and a customized router matrix:

$$\text{Router} = [r_{t,i}]_{1 \leq t \leq T, 0 \leq i \leq N-1} \in \mathbb{R}^{T \times N}, \quad (2)$$

where  $0 < r_{t,i} \leq 1$  and  $T$  is the maximum denoising step. At timestep  $t$  during inference, the residual branch corresponding to  $b_i$  is fused with  $o_i$  defined as follows:

$$o_i = \begin{cases} b_i(\mathbf{h}_i, \mathbf{cs}), & r_{t,i} > \tau, \\ c_i, & r_{t,i} \leq \tau, \end{cases} \quad (3)$$

where  $\mathbf{h}_i$  is the image feature and  $\mathbf{cs}$  represents the conditional inputs<sup>2</sup>. Specifically,  $r_{t,i} > \tau$  indicates computing  $b_i(\mathbf{h}_i, \mathbf{cs})$  as  $o_i$ . This computed output also replaces  $c_i$  in the cache. Otherwise, the model loads  $c_i$  from cache without computation. A naive example of the caching scheme is depicted in Fig. 2. To be noted,  $\text{Router}_{T,:}$  is set to  $[1]_{1 \times N}$  by default to pre-fill the empty cache.

**Cache usage ratio (CUR).** In addition, we define cache usage ratio (CUR) formulated as  $\frac{\sum_{t=1}^T \sum_{i=0}^{N-1} \mathbb{1}_{r_{t,i} \leq \tau}}{N \times T}$  in this paper to represent the reduced computation from reusing cached features. In Fig. 2, CUR is roughly equal to 33.33%.

### 4. HarmoniCa

In this section, we first observe that the existing learning-based caching shows discrepancies between the training and inference (Sec. 4.1). Then, we propose a framework named HarmoniCa to harmonize them for better feature caching (Sec. 4.2). Finally, it shows better efficiency and applicability than the previous training-based method (Sec. 4.3).

<sup>2</sup>For example,  $\mathbf{cs}$  represents the time condition and textual condition for text-to-image (T2I) generation.

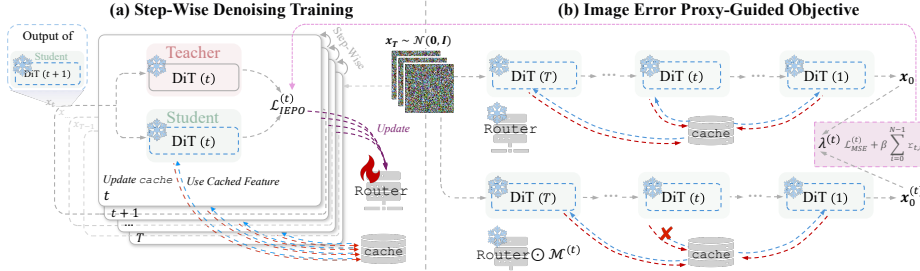


Figure 4. Overview of HarmoniCa. (a) *Step-Wise Denoising Training* (SDT) mimics the multi-timestep inference stage, which integrates the impact of prior timesteps at  $t$ . (b) *Image-Error Proxy-Guided Objective* (IEPO) incorporates the final image error into the learning objective by an efficient proxy  $\lambda^{(t)}$ , which is updated through *gradient-free* image generation passes every  $C$  training iterations.  $\mathcal{M}^{(t)}$  masks the Router to disable the impact of the caching mechanism at  $t$ .  $\odot$  denotes the element-wise multiplication. Detailed algorithms can be found in Sec. A.

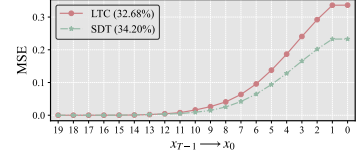


Figure 5. The Mean Square Error (MSE) of  $x_t$  for DiT-XL/2  $256 \times 256$  (Peebles & Xie, 2023) induced by different feature caching methods.  $x_t$  is the noisy image obtained at timestep  $t + 1$ . “LTC” denotes Learning-to-Cache. For a fair comparison,  $\mathcal{L}_{LTC}^{(t)}$  is employed for SDT. CUR is marked in the brackets.

#### 4.1. Discrepancy between Training and Inference

Most previous approaches (Selvaraju et al., 2024; Chen et al., 2024b) for DiT set the Router in a heuristic way. To be adaptive, Learning-to-Cache (Ma et al., 2024a) employs a learnable Router<sup>3</sup>. However, we have identified two discrepancies between its training and inference as follows.

**Prior timestep disregard.** As illustrated in Fig. 2, the inference process employing feature caching at timestep  $t$  is subject to the prior timesteps. For example, at timestep  $t = 1$ , the input  $x_1$  has the error induced by reusing the cached features  $c_0$  and  $c_1$  at preceding timestep  $t = 2$ . Furthermore, reusing and updating features at earlier timesteps also shape the contents of the current cache.

However, Learning-to-Cache is unaffected by prior denoising steps during training. Specifically, for each iteration, as depicted in Fig. 3 (a), it first uniformly samples a timestep  $t$  akin to DDPM (Ho et al., 2020). It then pre-fills an empty cache at  $t$  and proceeds to train Router $_{t-1}$ : at subsequent  $t - 1$ . Without being influenced by the caching mechanism from  $T$  to  $t + 1$ , this pattern incurs significant *error accumulation* (Arora et al., 2022; Schmidt, 2019) as demonstrated by the trends of red polyline in Fig. 5.

**Objective mismatch.** Moreover, we also find that Learning-to-Cache (Ma et al., 2024a) solely aimed at aligning the predicted noise at each denoising step during training. It leverages the following learning objective at timestep  $t$ :

$$\mathcal{L}_{LTC}^{(t)} = \mathcal{L}_{MSE}^{(t)} + \beta \sum_{i=0}^{N-1} r_{t,i}, \quad (4)$$

where  $\beta$  is a coefficient for the regularization term of the Router $_t$ : and  $\mathcal{L}_{MSE}^{(t)}$  represents MSE between predicted noise of DiT with and without feature caching at  $t$ .

In contrast, the target for inference is to obtain a high-quality image  $x_0$ . Thus,  $\mathcal{L}_{LTC}^{(t)}$  induces a target mismatch due to bypassing direct image optimization. This potentially results in *optimization shift* (Rezatofghi et al., 2019) and severe

<sup>3</sup>  $r_{t,i}$  in the Router is a learnable parameter.

*object distortion*, as shown by Fig. 6 (a) vs. (b).

#### 4.2. Harmonizing Training and Inference

Existing studies (Ning et al., 2023; Li et al., 2024b; Ning et al., 2024) on diffusion models also validate that discrepancies between training and inference can lead to *error accumulation* and results in *performance degradation*. To solve the problem, we introduce HarmoniCa, a new learning-based caching framework that harmonizes training and inference through the following two techniques.

**Step-wise denoising training.** To mitigate the first discrepancy, as shown in Fig. 4 (a), we propose a new training paradigm named *Step-Wise Denoising Training* (SDT). This strategy completes the entire denoising process over  $T$  timesteps, thereby accounting for the cache usage and update from all prior timesteps. Specifically, at timestep  $T$ , we randomly sample a Gaussian noise  $x_T$  and perform a single denoising step to pre-fill the cache. Over the following  $T - 1$  timesteps, the student model, which employs feature caching, *step-wise* removes noise to generate an image. Concurrently, the teacher model executes the same task without utilizing the cache. Requiring the student to mimic the output representation of its teacher, we compute the loss function and perform back-propagation to update Router $_{t,:}$  at each timestep  $t$ . To ensure that each  $r_{t,i}$  is differentiable during training (Ma et al., 2024a), distinct from Eq. (3), we proportionally combine the directly computed feature with the cached one to obtain  $o_i$ :

$$o_i = r_{t,i} b_i(\mathbf{h}_i, \mathbf{cs}) + (1 - r_{t,i}) c_i. \quad (5)$$

Similar to inference, we also update  $c_i$  in the cache with  $b_i(\mathbf{h}_i, \mathbf{cs})$  when  $r_{t,i} > \tau$ . To improve training stability (Wimbauer et al., 2024), we fetch the output from the student as the input to the teacher for the next iteration. We repeat the above  $T$  learning iterations during training.

As depicted in Fig. 5, by incorporating prior denoising timesteps during training, *SDT significantly reduces accumulated error at each timestep and obtains a much more*



Figure 6. Random samples for DiT-XL/2  $256 \times 256$  w/ and w/o feature caching ( $T = 20$ ). We mark the speedup ratio in the brackets.

accurate  $\mathbf{x}_0$ , with lower computation, compared to LTC.

**Image error proxy-guided objective.** For the second discrepancy, a straightforward solution to align the target with inference involves using the error of final image  $\mathbf{x}_0$  caused by cache usage directly with a regularization term of Router as our training objective. However, even for DiT-XL/2  $256 \times 256$  (Peebles & Xie, 2023) with a small training batch size, this requires approximately  $5 \times$  GPU memory and  $10 \times$  time compared to SDT combined with  $\mathcal{L}_{LTC}^{(t)}$  as detailed in Sec. B, making it impractical. Therefore, we have to identify a proxy for the error of the image  $\mathbf{x}_0$  that can be integrated into the learning objective.

Based on the above analysis, we propose an *Image Error Proxy-guided Objective* (IEPO). It is defined at each timestep  $t$  as follows:

$$\mathcal{L}_{IEPO}^{(t)} = \lambda^{(t)} \mathcal{L}_{MSE}^{(t)} + \beta \sum_{i=0}^{N-1} r_{t,i}, \quad (6)$$

where  $\lambda^{(t)}$  is our final image error proxy treated as a coefficient of  $\mathcal{L}_{MSE}^{(t)}$ . This proxy represents the final image error caused by the cache usage at  $t$ . With a large  $\lambda^{(t)}$ ,  $\mathcal{L}_{MSE}^{(t)}$  prioritizes reduction of the output error at  $t$ . This tends to decrease the cached feature usage rate at the corresponding timestep, and vice versa. Therefore, our proposed objective considers the trade-off between the error of  $\mathbf{x}_0$  and the cache usage at a certain denoising step.

Here, we detail the process to obtain  $\lambda^{(t)}$ . For a given Router, a mask matrix is defined to disable reusing cached features and force updating the entire cache at  $t$  as:

$$\mathcal{M}_{j,k}^{(t)} = \begin{cases} 1, & j \neq t \\ \frac{1}{r_{j,k}}, & j = t \end{cases}, \quad (7)$$

where  $(j, k)$ <sup>4</sup> denotes the index of  $\mathcal{M}^{(t)} \in \mathbb{R}^{T \times N}$ . As depicted in Fig. 4 (b),  $\mathbf{x}_0$  and  $\mathbf{x}_0^{(t)}$  are final images generated from a randomly sampled Gaussian noise  $\mathbf{x}_T$  using feature caching guided by (Upper) Router and (Lower) Router element-wise multiplied by  $\mathcal{M}^{(t)}$ , respectively. Then, we can formulate  $\lambda^{(t)}$  as:

$$\lambda^{(t)} = \|\mathbf{x}_0 - \mathbf{x}_0^{(t)}\|_F^2, \quad (8)$$

where  $\|\cdot\|_F$  denotes the Frobenius norm. To adapt to the training dynamics, we periodically update all the coefficients  $\{\lambda^{(1)}, \lambda^{(2)}, \dots, \lambda^{(T)}\}$  every  $C$  iterations, where  $C \bmod T = 0$ , instead of employing static ones.

<sup>4</sup> $1 \leq j \leq T$  and  $0 \leq k \leq N - 1$ .

Fig. 6 shows that  $\mathcal{L}_{IEPO}^{(t)}$  achieves significant performance improvement and yields accurate objective-level traits at a higher speedup ratio than  $\mathcal{L}_{LTC}^{(t)}$ . The study in Sec. C justifies that employing  $\mathcal{L}_{LTC}^{(t)}$  incurs the optimization deviation from minimizing the error of  $\mathbf{x}_0$ .

### 4.3. Efficiency Discussion

**Training efficiency.** HarmoniCa incurs significantly lower training costs than the previous learning-based method. In Tab. 1, HarmoniCa requires no training images (*i.e.*, *image-free*), whereas Learning-to-Cache utilizes original training datasets. Thus, it is challenging to apply Learning-to-Cache to models like the PIXART- $\alpha$  (Chen et al., 2023) family, which are trained on large datasets, limiting its applicability. Moreover, while dynamic update of  $\lambda^{(t)}$  incurs approximately 10% extra time overhead, HarmoniCa requires only  $\frac{3}{4}$  training hours compared to Learning-to-Cache, which needs to pre-fill the cache for each training iteration.

Table 1. Training costs of learning-based feature caching for DiT-XL/2  $256 \times 256$  ( $T = 20$ ). We train with all methods for 20K iterations using a global batch size 64 on 4 NVIDIA H800 80GB GPUs. We set  $C = 500$ . Learning-to-Cache uses the full ImageNet training set (Russakovsky et al., 2015) as its original paper.

Method	#Images	Time(h)	Memory(GB/GPU)
Learning-to-Cache	1.22M	2.15	33.33
SDT+ $\mathcal{L}_{LTC}^{(t)}$	0	1.47	33.28
HarmoniCa	0	1.63	33.28

**Inference efficiency.** For inference, our method with a pre-learned Router has little computational overhead during runtime. Additionally, less than 6% extra memory overhead<sup>5</sup> is induced by cache for DiT-XL/2  $256 \times 256$ . Therefore, the introduced cost is controlled at a small level. For PIXART- $\alpha$ , HarmoniCa achieves over  $2.07 \times$  theoretical speedup<sup>6</sup> and  $1.69 \times$  real-world speedup with hugely improved performance than the non-accelerated one.

## 5. Experiments

### 5.1. Implementation Details

**Models and datasets.** We conduct experiments on two different image generation tasks. For class-conditional task, we employ DiT-XL/2 (Peebles & Xie, 2023)  $256 \times 256$  and  $512 \times 512$  models pre-trained and accessed on ImageNet

<sup>5</sup>The cache occupies 0.49 GB GPU memory with a batch size of 8 and original inference takes 8.18 GB GPU memory.

<sup>6</sup>The theoretical speedup is based on floating-point operations (FLOPs), and the real-world speedup is shown in Fig. 3.

dataset (Russakovsky et al., 2015). For text-to-image (T2I) task, we utilize PIXART- $\alpha$  (Chen et al., 2023) series, known for its outstanding performance. These models including PIXART-XL/2 at resolutions of  $256 \times 256$  and  $512 \times 512$ , along with PIXART-XL/2-1024-MS at a higher resolution of  $1024 \times 1024$ , are tested on MS-COCO dataset (Lin et al., 2015). We additionally use T5 model (Raffel et al., 2023) as their text encoders.

**Training settings.** Following (Ma et al., 2024a), we set the threshold  $\tau$  as 0.1 for all the models. Each of them is trained for 20K iterations employing the AdamW optimizer (Loshchilov & Hutter, 2019) on 4 NVIDIA H800 80GB GPUs. The learning rate is fixed at 0.01,  $\epsilon$  is set to 500, and global batch sizes of 64, 48, and 32 are utilized for models with increasing resolutions. Additionally, we collect 1000 MS-COCO captions for T2I training.

**Baselines.** For class-conditional experiments, we choose the current SOTA Learning-to-Cache (Ma et al., 2024a) as our baseline. Due to the high training cost mentioned in Sec. 4.3, we employ FORA (Selvaraju et al., 2024) and  $\Delta$ -DiT (Chen et al., 2024b), excluding Learning-to-Cache for the T2I task. The results of these methods are obtained either by re-running their open-source code (if available) or by using the data provided in the original papers, all under the same conditions as our experiments. We also report the performance of models with reduced denoising steps. For a fair comparison, we exclude methods (Zou et al., 2024; Lou et al., 2024) employing highly different caching granularity, which is not the focus of the work, as our baselines.

**Evaluation.** To assess the generation quality, Fréchet Inception Distance (FID) (Nash et al., 2021), and sFID (Nash et al., 2021) are applied to all experiments. For DiT/XL-2, we additionally provide Inception Score (IS) (Salimans et al., 2016), Precision, and Recall (Kynkäänniemi et al., 2019) as reference metrics. For PIXART- $\alpha$ , to gauge the compatibility of image-caption pairs, we calculate CLIP score (Hessel et al., 2022) using ViT-B/32 (Dosovitskiy et al., 2020) as the backbone. To evaluate the inference efficiency, we measure CUR<sup>7</sup> and inference latency. In detail, we sample 50K images adopting DDIM (Song et al., 2020a) for DiT-XL/2, and 30K images utilizing IDDPM (Nichol & Dhariwal, 2021), DPM-Solver++ (Lu et al., 2022b), and SA-Solver (Xue et al., 2024) for PIXART- $\alpha$ . All of them use classifier-free guidance (cFg) (Ho & Salimans, 2022).

More implementation details can be found in Sec. D and the qualitative experiments are available in Sec. L.

## 5.2. Main Results

**Class-conditional generation.** We begin our evaluation for DiT-XL/2 on ImageNet and compare HarmoniCa with

<sup>7</sup>Definition can be found in Sec. 3.

Table 2. Accelerating generation on ImageNet for the DiT-XL/2. We highlight the best score in bold.

Method	T	IS $\uparrow$	FID $\downarrow$	sFID $\downarrow$	Prec. $\uparrow$	Recall $\uparrow$	CUR(%) $\uparrow$	Latency(s) $\downarrow$
DiT-XL/2 256 $\times$ 256 (cFg = 1.5)								
DDIM (Song et al., 2020a)	50	240.37	2.27	4.25	80.25	59.77	-	1.767
DDIM (Song et al., 2020a)	39	237.84	2.37	4.32	80.22	59.31	-	1.379 <sub>(1.28<math>\times</math>)}</sub>
Learning-to-Cache (Ma et al., 2024a)	50	233.26	2.62	4.50	79.40	59.15	23.39	1.419 <sub>(1.25<math>\times</math>)}</sub>
HarmoniCa	50	<b>238.74</b>	<b>2.36</b>	<b>4.24</b>	<b>80.57</b>	<b>59.68</b>	<b>23.68</b>	<b>1.361</b> <sub>(1.30<math>\times</math>)}</sub>
DDIM (Song et al., 2020a)	20	224.37	3.52	4.96	78.47	58.33	-	0.658
DDIM (Song et al., 2020a)	14	201.83	5.77	6.61	75.14	55.08	-	0.466 <sub>(1.41<math>\times</math>)}</sub>
Learning-to-Cache (Ma et al., 2024a)	20	201.37	5.34	6.36	75.04	56.09	35.60	0.468 <sub>(1.41<math>\times</math>)}</sub>
HarmoniCa	20	<b>206.57</b>	<b>4.88</b>	<b>5.91</b>	<b>75.20</b>	<b>58.74</b>	<b>37.50</b>	<b>0.456</b> <sub>(1.44<math>\times</math>)}</sub>
DDIM (Song et al., 2020a)	10	159.93	12.16	11.31	67.10	52.27	-	0.332
DDIM (Song et al., 2020a)	9	140.37	16.54	14.44	62.63	50.08	-	0.299 <sub>(1.11<math>\times</math>)}</sub>
Learning-to-Cache (Ma et al., 2024a)	10	145.09	14.59	11.58	64.03	52.06	19.11	0.279 <sub>(1.19<math>\times</math>)}</sub>
HarmoniCa	10	<b>151.83</b>	<b>13.35</b>	<b>11.13</b>	<b>65.22</b>	<b>52.18</b>	<b>22.86</b>	<b>0.270</b> <sub>(1.23<math>\times</math>)}</sub>
DiT-XL/2 512 $\times$ 512 (cFg = 1.5)								
DDIM (Song et al., 2020a)	20	184.47	5.10	5.79	81.77	54.50	-	3.356
DDIM (Song et al., 2020a)	16	173.31	6.47	6.67	81.10	51.30	-	2.688 <sub>(1.25<math>\times</math>)}</sub>
Learning-to-Cache (Ma et al., 2024a)	20	178.11	6.24	7.01	81.21	53.30	23.57	2.633 <sub>(1.28<math>\times</math>)}</sub>
HarmoniCa	20	<b>179.84</b>	<b>5.72</b>	<b>6.61</b>	<b>81.33</b>	<b>55.80</b>	<b>25.98</b>	<b>2.574</b> <sub>(1.30<math>\times</math>)}</sub>

current SOTA Learning-to-Cache (Ma et al., 2024a) and the approach employing fewer timesteps. The results in Tab. 2 show that our method surpasses all baselines. Notably, with a higher speedup ratio for a 10-step DiT-XL/2  $256 \times 256$ , HarmoniCa achieves an FID of 13.35 and an IS of 151.83, outperforming Learning-to-Cache by 1.24 and 6.74, respectively. Moreover, the superiority of our HarmoniCa increases as the number of timesteps decreases. We conjecture that it is because the difficulty to learn a Router rises as the timestep goes up. Additionally, we further conduct experiments with a lower CUR for this task in Sec. G.

Table 3. Accelerating generation on MS-COCO for PIXART- $\alpha$ . The results of PIXART- $\Sigma$  (Chen et al., 2024a) family are available in Sec. E, including generation with an extremely high-resolution of  $2048 \times 2048$ .

Method	T	CLIP $\uparrow$	FID $\downarrow$	sFID $\downarrow$	CUR(%) $\uparrow$	Latency(s) $\downarrow$
PIXART- $\alpha$ 256 $\times$ 256 (cFg = 4.5)						
DPM-Solver++ (Lu et al., 2022b)	20	30.96	27.68	36.39	-	0.553
DPM-Solver++ (Lu et al., 2022b)	15	30.77	31.68	38.92	-	0.418 <sub>(1.32<math>\times</math>)}</sub>
FORA (Selvaraju et al., 2024)	20	31.10	27.42	37.98	50.00	0.364 <sub>(1.52<math>\times</math>)}</sub>
HarmoniCa	20	<b>31.13</b>	<b>26.33</b>	<b>37.85</b>	<b>56.01</b>	<b>0.346</b> <sub>(1.60<math>\times</math>)}</sub>
IDDPM (Nichol & Dhariwal, 2021)	100	31.25	24.15	33.65	-	2.572
IDDPM (Nichol & Dhariwal, 2021)	75	31.25	24.17	33.73	-	1.868 <sub>(1.37<math>\times</math>)}</sub>
FORA (Selvaraju et al., 2024)	100	31.25	25.16	33.62	50.00	1.558 <sub>(1.65<math>\times</math>)}</sub>
HarmoniCa	100	<b>31.17</b>	<b>23.73</b>	<b>32.23</b>	<b>53.24</b>	<b>1.523</b> <sub>(1.69<math>\times</math>)}</sub>
SA-Solver (Xue et al., 2024)	25	31.31	26.78	38.35	-	0.891
SA-Solver (Xue et al., 2024)	20	31.23	27.45	39.01	-	0.665 <sub>(1.34<math>\times</math>)}</sub>
HarmoniCa	25	<b>31.27</b>	<b>27.07</b>	<b>38.62</b>	<b>54.19</b>	<b>0.561</b> <sub>(1.59<math>\times</math>)}</sub>
PIXART- $\alpha$ 512 $\times$ 512 (cFg = 4.5)						
DPM-Solver++ (Lu et al., 2022b)	20	31.30	23.96	40.34	-	1.759
DPM-Solver++ (Lu et al., 2022b)	15	<b>31.29</b>	25.12	40.37	-	1.291 <sub>(1.36<math>\times</math>)}</sub>
HarmoniCa	20	<b>31.29</b>	<b>24.81</b>	<b>40.18</b>	<b>54.64</b>	<b>1.072</b> <sub>(1.64<math>\times</math>)}</sub>
SA-Solver (Xue et al., 2024)	25	31.23	25.43	39.84	-	2.263
SA-Solver (Xue et al., 2024)	20	31.19	25.85	40.08	-	1.738 <sub>(1.30<math>\times</math>)}</sub>
HarmoniCa	25	<b>31.20</b>	<b>25.74</b>	<b>39.99</b>	<b>54.24</b>	<b>1.406</b> <sub>(1.61<math>\times</math>)}</sub>
PIXART- $\alpha$ 1024 $\times$ 1024 (cFg = 4.5)						
DPM-Solver++ (Lu et al., 2022b)	20	31.10	25.01	37.80	-	9.470
DPM-Solver++ (Lu et al., 2022b)	15	31.07	25.77	42.50	-	7.141 <sub>(1.32<math>\times</math>)}</sub>
HarmoniCa	20	<b>31.09</b>	<b>23.02</b>	<b>36.24</b>	<b>55.06</b>	<b>5.786</b> <sub>(1.63<math>\times</math>)}</sub>
SA-Solver (Xue et al., 2024)	25	31.05	23.65	38.12	-	11.931
SA-Solver (Xue et al., 2024)	20	31.02	23.88	39.41	-	9.209 <sub>(1.30<math>\times</math>)}</sub>
HarmoniCa	25	<b>31.07</b>	<b>23.77</b>	<b>38.93</b>	<b>53.98</b>	<b>7.551</b> <sub>(1.58<math>\times</math>)}</sub>

**T2I generation.** We also present PixArt- $\alpha$  results in Tab. 3, comparing our HarmoniCa against FORA (Selvaraju et al., 2024) and the method using fewer timesteps. HarmoniCa

outperforms these baselines across all metrics. For example, with the 20-step DPM-Solver++, PIXART- $\alpha$   $256 \times 256$  employing HarmoniCa achieves an FID of 26.33 and speeds up by  $1.60\times$ , surpassing the non-accelerated model’s FID of 27.68. In contrast, DPM-Solver++ with 15 steps and FORA only achieve FIDs of 31.68 and 27.42, respectively, with speed increases under  $1.52\times$ . Notably, HarmoniCa also cuts about 41% off processing time without dropping performance when using the IDDPM sampler, while FORA results in over a 1.10 FID increase compared with the non-accelerated model. Overall, our method consistently delivers superior performance and speedup improvements across different resolutions and samplers, demonstrating its efficacy. In Sec. H, HarmoniCa also significantly outperforms  $\Delta$ -DiT (Chen et al., 2024b). More evaluation on different metrics and datasets is reported in Sec. J.

**Comparison at the increase of the speedup ratio.** To emphasize the significant advantage of our method over Learning-to-Cache, we present the IS and FID results as the speedup ratio increases for both Learning-to-Cache and our methods in Fig. 7. As the speedup ratio grows, the gap between Learning-to-Cache and our approach widens substantially. Specifically, with a speedup ratio of approximately 1.6, HarmoniCa achieves substantially higher IS and lower FID scores, 30.90 and 12.34, respectively, compared to Learning-to-Cache.

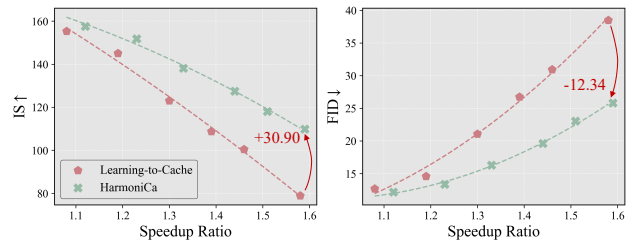


Figure 7. IS/FID with the increase of the speedup ratio for different methods. We employ DiT-XL/2 with a 10-step DDIM sampler on ImageNet  $256 \times 256$ .

**Comparison with additional feature caching methods.** To highlight HarmoniCa’s advantages, we compare it with DeepCache (Ma et al., 2024b) and Faster Diffusion (Li et al., 2023a) on a single A6000 GPU. Due to the partial open-sourcing of the compared methods and the lack of implementation details, we directly report their results from Learning-to-Cache. As shown in Tab. 4, HarmoniCa achieves a minimal FID increase of less than 0.05, while providing  $1.65\times$  speedup, outperforming both methods. Notably, DeepCache is constrained by the *U-shaped structure*, making it unsuitable for DiTs.

Table 4. Comparison between different caching-based approaches. We use U-ViT (Bao et al., 2023) on ImageNet  $256 \times 256$  here.

Method	T	FID↓	Latency(s)↓
DPM-Solver (Lu et al., 2022a)	20	2.57	7.60
Faster Diffusion (Li et al., 2023a)	20	2.82	5.95 <sub>(1.28×)</sub>
DeepCache (Ma et al., 2024b)	20	2.70	4.68 <sub>(1.62×)</sub>
HarmoniCa	20	<b>2.61</b>	<b>4.60</b> <sub>(1.65×)</sub>

**Comparison with pruning and quantization.** As shown in Tab. 5, we compare our HarmoniCa with advanced quantization and pruning methods. Our method significantly outperforms these methods, demonstrating the substantial benefit of feature caching for accelerating DiT models. It is important to note that the speedup ratio for quantization is partially determined by hardware support which we do not rely on and the current customized CUDA kernel often lacks optimization on H800’s *Hopper architecture*. Here we believe the significant performance drop of PTQ4DiT results from a small-sampling-step DDIM sampler. A 50/250-step DDPM sampler is used in the original paper.

Table 5. Comparison between different acceleration approaches. We use DiT-XL/2 on ImageNet  $256 \times 256$  here. “\*” denotes the latency was tested on one NVIDIA A100 80GB GPU. Experimental details are presented in Sec. F

Method	T	IS↑	FID↓	sFID↓	Latency(s)↓	Latency(s)↓*
DDIM (Zhang et al., 2022)	20	224.37	3.52	4.96	0.658	1.217
EfficientDM (He et al., 2024)	20	172.70	6.10	<b>4.55</b>	0.591 <sub>(1.11×)</sub>	0.842 <sub>(1.45×)</sub>
PTQ4DiT (Wu et al., 2024)	20	17.06	71.82	23.16	0.577 <sub>(1.14×)</sub>	0.839 <sub>(1.45×)</sub>
Diff-Pruning (Fang et al., 2023)	20	168.10	8.22	6.20	0.458 <sub>(1.44×)</sub>	<b>0.813</b> <sub>(1.50×)</sub>
HarmoniCa	20	<b>206.57</b>	<b>4.88</b>	5.91	<b>0.450</b> <sub>(1.44×)</sub>	0.815 <sub>(1.49×)</sub>

**Combination with quantization.** We conduct experiments to show the high compatibility of our HarmoniCa with the model quantization technique. In Tab. 6, our method boosts a considerable speedup ratio from  $1.18\times$  to  $1.85\times$  with only a 0.12 FID increase for PIXART- $\alpha$   $256 \times 256$ . In the future, we will explore combining our HarmoniCa with other acceleration techniques, such as pruning and distillation, to further reduce the computational demands for DiT.

Table 6. Results of combining our framework with an advanced quantization method: EfficientDM (He et al., 2024). IS↑ is for DiT-XL/2 and CLIP↑ is for PIXART- $\alpha$  in the table. Experimental details here can be found in Sec. F.

Method	IS↑/CLIP↑	FID↓	sFID↓	CUR(%)↑	Latency(s)↓	#Size(GB)↓
DiT-XL/2 $256 \times 256$ (cFg = 1.5)						
EfficientDM (He et al., 2024)	172.70	6.10	4.55	-	0.591 <sub>(1.11×)</sub>	0.64 <sub>(3.93×)</sub>
w/ HarmoniCa ( $\beta = 4e^{-8}$ )	168.16	6.48	4.32	26.25	0.473 <sub>(1.40×)</sub>	0.64 <sub>(3.93×)</sub>
PIXART- $\alpha$ $256 \times 256$ (cFg = 4.5)						
EfficientDM (He et al., 2024)	30.09	34.84	30.34	-	0.469 <sub>(1.18×)</sub>	0.59 <sub>(1.98×)</sub>
w/ HarmoniCa	30.15	34.96	30.55	53.34	0.299 <sub>(1.85×)</sub>	0.59 <sub>(1.98×)</sub>
PIXART- $\alpha$ $512 \times 512$ (cFg = 4.5)						
EfficientDM (He et al., 2024)	30.71	25.82	41.64	-	0.461 <sub>(1.20×)</sub>	0.59 <sub>(1.98×)</sub>
w/ HarmoniCa	30.75	26.15	41.99	53.11	0.281 <sub>(1.97×)</sub>	0.59 <sub>(1.98×)</sub>

### 5.3. Ablation Studies

In this subsection, we employ a 20-step DDIM (Song et al., 2020a) sampler for DiT-XL/2  $256 \times 256$ .

**Effect of different components.** To show the effectiveness of components involved in HarmoniCa, we apply different combinations of training techniques and show the results in Tab. 9. For the training paradigm, equipped with  $\mathcal{L}_{LTC}^{(t)}$ , our SDT significantly decreases FID by 10 compared to

Table 7. Ablation results of different metrics for  $\lambda^{(t)}$ . The first and second columns represent the model w/o feature caching and SDT+ $\mathcal{L}_{LTC}^{(t)}$ , respectively.  $\mathcal{D}_{KL}(\cdot)$  denotes Kullback–Leibler (KL) divergence. We employ  $\|\cdot\|_F^2$  in the paper to obtain  $\lambda^{(t)}$ .

$\lambda^{(t)}$	$+\infty$	1	$\sum  x_0 - x_0^{(t)} $	$\ x_0 - x_0^{(t)}\ _F^2$	$\mathcal{D}_{KL}(x_0, x_0^{(t)})$	$1 - \text{MS-SSIM}(x_0, x_0^{(t)})$	$\text{LPIPS}(x_0, x_0^{(t)})$
IS $\uparrow$	224.37	166.65	172.08	<b>206.57</b>	205.91	204.72	205.83
FID $\downarrow$	3.52	8.01	6.95	4.88	5.25	4.91	<b>4.83</b>
sFID $\downarrow$	4.96	7.62	7.79	5.91	<b>5.51</b>	5.83	5.57
CUR(%) $\uparrow$	-	34.20	34.82	<b>37.50</b>	36.79	37.68	37.32
Latency(s) $\downarrow$	0.658	0.471 <sub>(1.40x)</sub>	0.470 <sub>(1.40x)</sub>	<b>0.456<sub>(1.44x)</sub></b>	0.458 <sub>(1.44x)</sub>	<b>0.456<sub>(1.44x)</sub></b>	<b>0.456<sub>(1.44x)</sub></b>

that of Learning-to-Cache. For the learning objective, our IEPO achieves nearly a 40 IS improvement and a 3.13 FID reduction for SDT compared with  $\mathcal{L}_{LTC}^{(t)}$ . Moreover, both SDT and IEPO can help significantly enhance performance for the counterparts in the table. For a fair comparison, we modify the implementation of Learning-to-Cache to train the entire Router in Tab. 9. A detailed discussion of this can be found in Sec. I.

Table 9. Effect of different components. The first row denotes the model w/o feature caching. The green and blue rows denote Learning-to-Cache and HarmoniCa, respectively.

Training Paradigm	Learning Objective		IS $\uparrow$	FID $\downarrow$	sFID $\downarrow$	CUR(%) $\uparrow$	Latency(s) $\downarrow$
Learning-to-Cache	SDT	$\mathcal{L}_{LTC}^{(t)}$					
			224.37	3.52	4.96	-	0.658
			115.00	18.57	16.18	32.68	0.483 <sub>(1.36x)</sub>
			203.41	5.20	6.07	36.70	0.458 <sub>(1.44x)</sub>
			166.65	8.01	7.62	34.20	0.471 <sub>(1.40x)</sub>
			<b>206.67</b>	<b>4.88</b>	<b>5.91</b>	<b>37.50</b>	<b>0.456<sub>(1.44x)</sub></b>

**Effect of iteration interval C.** As illustrated in Fig. 8, we carry out experiments to evaluate the impact of varying C values on updating  $\lambda^{(t)}$  in Eq. (8). Despite similar speedup ratios, using an extreme C value leads to notable performance degradation. Specifically, a large C means the proxy  $\lambda^{(t)}$  fails to accurately and timely reflect the caching mechanism’s effect on the final image. Conversely, a small C results in overly frequent updates, complicating training convergence. Hence, we choose a moderate value of 500 as C in this paper based on its superior performance, as demonstrated in the figure.

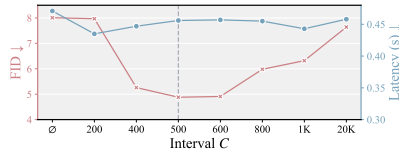


Figure 8. Ablation results of different iteration interval C. “ $\emptyset$ ” denotes the employing  $\mathcal{L}_{LTC}^{(t)}$  as loss function.

**Effect of coefficient  $\beta$ .** We also explore the trade-off between inference speed and performance for different values of  $\beta$  in Eq. (6). As shown in Fig. 9, a higher  $\beta$  leads to greater acceleration but at the cost of more pronounced

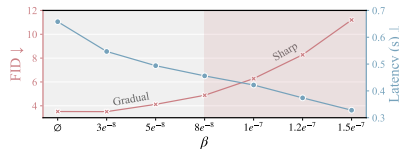


Figure 9. Ablation results of different coefficient  $\beta$ . “ $\emptyset$ ” denotes the model w/o feature caching.

Table 8. Performance of HarmoniCa across different values of  $\tau \in [0, 1)$ .  $\tau$  is the threshold for the Router as described in Sec. 3.

$\tau$	T	IS $\uparrow$	FID $\downarrow$	sFID $\downarrow$	Latency(s) $\downarrow$
0.1	10	151.83	13.35	11.13	0.270 <sub>(1.23x)</sub>
0.5	10	151.80	13.41	11.09	0.269 <sub>(1.23x)</sub>
0.9	10	151.78	13.37	11.08	0.270 <sub>(1.23x)</sub>

performance degradation, and vice versa. Notably, performance declines gradually when  $\beta \leq 8e^{-8}$  and more sharply outside this range. This observation suggests the potential for autonomously finding an optimal  $\beta$  to balance speed and performance, which we aim to address in future research.

**Effect of different metrics for  $\lambda^{(t)}$ .** In Tab. 7, we conduct experiments to explore the effect of  $\lambda^{(t)}$  with different metrics. Both  $\|\cdot\|_F^2$  and  $\mathcal{D}_{KL}(\cdot)$  lead to notable performance enhancements compared to using only the output error (i.e.,  $\lambda^{(t)} = 1$ ) at each timestep. Due to the insensitivity to outliers,  $\sum |\cdot|$  is generally less effective for image reconstruction and inferior to the others in the table. We further test MS-SSIM (Wang et al., 2003) and LPIPS<sup>8</sup> (Zhang et al., 2018), which are designed to evaluate natural image quality as metrics for  $\lambda^{(t)}$ . These metrics exhibit similar performance compared with  $\|\cdot\|_F^2$ .

**Effect of different threshold  $\tau$ .** we conduct study on different values of caching threshold  $\tau$  in Tab. 8. The results demonstrate our method is robust w.r.t variations in  $\tau$ . Thus, we set  $\tau$  to 0.1 for all the experiments in this work.

## 6. Conclusions and Limitations

In this research, we focus on accelerating Diffusion Transformers (DiTs) through the caching mechanism in a learning-based way. We first identify two discrepancies between training and inference of the previous method: (1) *Prior Timestep Disregard* in which earlier step influences are neglected during training, and (2) *Objective Mismatch*, where training only focuses on intermediate results. To solve these, we introduce a novel caching framework named **HarmoniCa**, which consists of *Step-wise Denoising Training* (SDT) and an *Image Error Proxy-Guided Objective* (IEPO). SDT captures the influence of all timesteps during training, while IEPO introduces an efficient proxy for image error. Extensive experiments demonstrate that our framework achieves superior performance and efficiency with significantly lower training costs than the existing training-based method. In terms of limitations, we only focus on *block-wise* caching and image generation in this work. However, we believe that our approach is easy to expand to any caching granularity and video/audio/3D generation tasks.

<sup>8</sup>AlexNet (Krizhevsky et al., 2017) is used to extract features.



## Acknowledgement

We thank Chengtao Lv and Yuyang Chen for their insights and feedback, and Yifu Ding for her help with the paper’s diagrams.

## Impact Statement

This paper presents work whose goal is to advance the field of Machine Learning. There are many potential societal consequences of our work, none which we feel must be specifically highlighted here.

## Change Logs

In this version, we further consider feature caching for `cross_attn` (Lin et al., 2022) neglecting in v1 and v2 on arXiv. This makes a big progress for both performance and speedup. Moreover, we also conduct more comparisons with various acceleration methods, ablation studies, and analyses to show the efficiency and effectiveness of our framework.

## References

- Arora, K., El Asri, L., Bahuleyan, H., and Cheung, J. Why exposure bias matters: An imitation learning perspective of error accumulation in language generation. In Muresan, S., Nakov, P., and Villavicencio, A. (eds.), *Findings of the Association for Computational Linguistics: ACL 2022*, pp. 700–710, Dublin, Ireland, May 2022. Association for Computational Linguistics. doi: 10.18653/v1/2022.findings-acl.58. URL <https://aclanthology.org/2022.findings-acl.58>.
- Bao, F., Nie, S., Xue, K., Cao, Y., Li, C., Su, H., and Zhu, J. All are worth words: A vit backbone for diffusion models, 2023. URL <https://arxiv.org/abs/2209.12152>.
- Blattmann, A., Dockhorn, T., Kulal, S., Mendelevitch, D., Kilian, M., Lorenz, D., Levi, Y., English, Z., Voleti, V., Letts, A., et al. Stable video diffusion: Scaling latent video diffusion models to large datasets. *arXiv preprint arXiv:2311.15127*, 2023.
- Chen, J., Yu, J., Ge, C., Yao, L., Xie, E., Wu, Y., Wang, Z., Kwok, J., Luo, P., Lu, H., et al. Pixart- $\alpha$ : Fast training of diffusion transformer for photorealistic text-to-image synthesis. *arXiv preprint arXiv:2310.00426*, 2023.
- Chen, J., Ge, C., Xie, E., Wu, Y., Yao, L., Ren, X., Wang, Z., Luo, P., Lu, H., and Li, Z. Pixart- $\sigma$ : Weak-to-strong training of diffusion transformer for 4k text-to-image generation. *arXiv preprint arXiv:2403.04692*, 2024a.
- Chen, P., Shen, M., Ye, P., Cao, J., Tu, C., Bouganis, C.-S., Zhao, Y., and Chen, T.  $\delta$ -dit: A training-free acceleration method tailored for diffusion transformers, 2024b. URL <https://arxiv.org/abs/2406.01125>.
- Dhariwal, P. and Nichol, A. Diffusion models beat gans on image synthesis. *Advances in neural information processing systems*, 34:8780–8794, 2021.
- Dosovitskiy, A., Beyer, L., Kolesnikov, A., Weissenborn, D., Zhai, X., Unterthiner, T., Dehghani, M., Minderer, M., Heigold, G., Gelly, S., et al. An image is worth 16x16 words: Transformers for image recognition at scale. *arXiv preprint arXiv:2010.11929*, 2020.
- Esser, P., Kulal, S., Blattmann, A., Entezari, R., Müller, J., Saini, H., Levi, Y., Lorenz, D., Sauer, A., Boesel, F., et al. Scaling rectified flow transformers for high-resolution image synthesis. In *Forty-first International Conference on Machine Learning*, 2024.
- Fang, G., Ma, X., and Wang, X. Structural pruning for diffusion models, 2023. URL <https://arxiv.org/abs/2305.10924>.
- He, K., Zhang, X., Ren, S., and Sun, J. Deep residual learning for image recognition. In *Proceedings of the IEEE conference on computer vision and pattern recognition*, pp. 770–778, 2016.
- He, Y., Liu, J., Wu, W., Zhou, H., and Zhuang, B. Efficientdm: Efficient quantization-aware fine-tuning of low-bit diffusion models, 2024. URL <https://arxiv.org/abs/2310.03270>.
- Hessel, J., Holtzman, A., Forbes, M., Bras, R. L., and Choi, Y. Clipscore: A reference-free evaluation metric for image captioning, 2022.
- Heusel, M., Ramsauer, H., Unterthiner, T., Nessler, B., and Hochreiter, S. Gans trained by a two time-scale update rule converge to a local nash equilibrium, 2018. URL <https://arxiv.org/abs/1706.08500>.
- Ho, J. and Salimans, T. Classifier-free diffusion guidance. *arXiv preprint arXiv:2207.12598*, 2022.
- Ho, J., Jain, A., and Abbeel, P. Denoising diffusion probabilistic models. *Advances in neural information processing systems*, 33:6840–6851, 2020.
- Ho, J., Salimans, T., Gritsenko, A., Chan, W., Norouzi, M., and Fleet, D. J. Video diffusion models, 2022. URL <https://arxiv.org/abs/2204.03458>.
- Hu, E. J., Shen, Y., Wallis, P., Allen-Zhu, Z., Li, Y., Wang, S., Wang, L., and Chen, W. Lora: Low-rank adaptation of large language models, 2021. URL <https://arxiv.org/abs/2106.09685>.

- Huang, Y., Gong, R., Liu, J., Chen, T., and Liu, X. Tfmq-dm: Temporal feature maintenance quantization for diffusion models. In *Proceedings of the IEEE/CVF Conference on Computer Vision and Pattern Recognition*, pp. 7362–7371, 2024.
- Jolicoeur-Martineau, A., Li, K., Piché-Taillefer, R., Kachman, T., and Mitliagkas, I. Gotta go fast when generating data with score-based models. *arXiv preprint arXiv:2105.14080*, 2021.
- Kerr, A., Merrill, D., Demouth, J., and Tran, J. Cutlass: Fast linear algebra in cuda c++. *NVIDIA Developer Blog*, 2017.
- Kong, Z. and Ping, W. On fast sampling of diffusion probabilistic models. *arXiv preprint arXiv:2106.00132*, 2021.
- Krizhevsky, A., Sutskever, I., and Hinton, G. E. Imagenet classification with deep convolutional neural networks. *Commun. ACM*, 60(6):84–90, May 2017. ISSN 0001-0782. doi: 10.1145/3065386. URL <https://doi.org/10.1145/3065386>.
- Kynkäänniemi, T., Karras, T., Laine, S., Lehtinen, J., and Aila, T. Improved precision and recall metric for assessing generative models. *Advances in neural information processing systems*, 32, 2019.
- Li, D., Kamko, A., Akhgari, E., Sabet, A., Xu, L., and Doshi, S. Playground v2.5: Three insights towards enhancing aesthetic quality in text-to-image generation, 2024a. URL <https://arxiv.org/abs/2402.17245>.
- Li, M., Qu, T., Yao, R., Sun, W., and Moens, M.-F. Alleviating exposure bias in diffusion models through sampling with shifted time steps, 2024b. URL <https://arxiv.org/abs/2305.15583>.
- Li, S., Hu, T., Khan, F. S., Li, L., Yang, S., Wang, Y., Cheng, M.-M., and Yang, J. Faster diffusion: Rethinking the role of unet encoder in diffusion models. *arXiv preprint arXiv:2312.09608*, 2023a.
- Li, X., Liu, Y., Lian, L., Yang, H., Dong, Z., Kang, D., Zhang, S., and Keutzer, K. Q-diffusion: Quantizing diffusion models. In *Proceedings of the IEEE/CVF International Conference on Computer Vision*, pp. 17535–17545, 2023b.
- Lin, H., Cheng, X., Wu, X., and Shen, D. Cat: Cross attention in vision transformer. In *2022 IEEE international conference on multimedia and expo (ICME)*, pp. 1–6. IEEE, 2022.
- Lin, T.-Y., Maire, M., Belongie, S., Bourdev, L., Girshick, R., Hays, J., Perona, P., Ramanan, D., Zitnick, C. L., and Dollár, P. Microsoft coco: Common objects in context, 2015. URL <https://arxiv.org/abs/1405.0312>.
- Liu, E., Ning, X., Lin, Z., Yang, H., and Wang, Y. Oms-dpm: Optimizing the model schedule for diffusion probabilistic models. In *International Conference on Machine Learning*, pp. 21915–21936. PMLR, 2023.
- Liu, L., Ren, Y., Lin, Z., and Zhao, Z. Pseudo numerical methods for diffusion models on manifolds. *arXiv preprint arXiv:2202.09778*, 2022.
- Loshchilov, I. and Hutter, F. Decoupled weight decay regularization, 2019. URL <https://arxiv.org/abs/1711.05101>.
- Lou, J., Luo, W., Liu, Y., Li, B., Ding, X., Hu, W., Cao, J., Li, Y., and Ma, C. Token caching for diffusion transformer acceleration. *arXiv preprint arXiv:2409.18523*, 2024.
- Lu, C., Zhou, Y., Bao, F., Chen, J., Li, C., and Zhu, J. Dpm-solver: A fast ode solver for diffusion probabilistic model sampling in around 10 steps. *Advances in Neural Information Processing Systems*, 35:5775–5787, 2022a.
- Lu, C., Zhou, Y., Bao, F., Chen, J., Li, C., and Zhu, J. Dpm-solver++: Fast solver for guided sampling of diffusion probabilistic models. *arXiv preprint arXiv:2211.01095*, 2022b.
- Luhman, E. and Luhman, T. Knowledge distillation in iterative generative models for improved sampling speed. *arXiv preprint arXiv:2101.02388*, 2021.
- Ma, X., Fang, G., Mi, M. B., and Wang, X. Learning-to-cache: Accelerating diffusion transformer via layer caching, 2024a. URL <https://arxiv.org/abs/2406.01733>.
- Ma, X., Fang, G., and Wang, X. Deepcache: Accelerating diffusion models for free. In *Proceedings of the IEEE/CVF Conference on Computer Vision and Pattern Recognition*, pp. 15762–15772, 2024b.
- Ma, X., Wang, Y., Jia, G., Chen, X., Liu, Z., Li, Y.-F., Chen, C., and Qiao, Y. Latte: Latent diffusion transformer for video generation. *arXiv preprint arXiv:2401.03048*, 2024c.
- Nagel, M., Fournarakis, M., Amjad, R. A., Bondarenko, Y., van Baalen, M., and Blankevoort, T. A white paper on neural network quantization, 2021. URL <https://arxiv.org/abs/2106.08295>.
- Nash, C., Menick, J., Dieleman, S., and Battaglia, P. W. Generating images with sparse representations. *arXiv preprint arXiv:2103.03841*, 2021.

- Nichol, A. Q. and Dhariwal, P. Improved denoising diffusion probabilistic models. In *International conference on machine learning*, pp. 8162–8171. PMLR, 2021.
- Ning, M., Sangineto, E., Porrello, A., Calderara, S., and Cucchiara, R. Input perturbation reduces exposure bias in diffusion models, 2023. URL <https://arxiv.org/abs/2301.11706>.
- Ning, M., Li, M., Su, J., Salah, A. A., and Ertugrul, I. O. Elucidating the exposure bias in diffusion models, 2024. URL <https://arxiv.org/abs/2308.15321>.
- Pan, Z., Zhuang, B., Huang, D.-A., Nie, W., Yu, Z., Xiao, C., Cai, J., and Anandkumar, A. T-stitch: Accelerating sampling in pre-trained diffusion models with trajectory stitching. *arXiv preprint arXiv:2402.14167*, 2024.
- Peebles, W. and Xie, S. Scalable diffusion models with transformers. In *Proceedings of the IEEE/CVF International Conference on Computer Vision*, pp. 4195–4205, 2023.
- Podell, D., English, Z., Lacey, K., Blattmann, A., Dockhorn, T., Müller, J., Penna, J., and Rombach, R. Sdxl: Improving latent diffusion models for high-resolution image synthesis, 2023. URL <https://arxiv.org/abs/2307.01952>.
- Raffel, C., Shazeer, N., Roberts, A., Lee, K., Narang, S., Matena, M., Zhou, Y., Li, W., and Liu, P. J. Exploring the limits of transfer learning with a unified text-to-text transformer, 2023. URL <https://arxiv.org/abs/1910.10683>.
- Rezatofghi, H., Tsoi, N., Gwak, J., Sadeghian, A., Reid, I., and Savarese, S. Generalized intersection over union: A metric and a loss for bounding box regression. In *Proceedings of the IEEE/CVF Conference on Computer Vision and Pattern Recognition (CVPR)*, June 2019.
- Rombach, R., Blattmann, A., Lorenz, D., Esser, P., and Ommer, B. High-resolution image synthesis with latent diffusion models. In *CVPR*, 2022.
- Ronneberger, O., Fischer, P., and Brox, T. U-net: Convolutional networks for biomedical image segmentation, 2015.
- Russakovsky, O., Deng, J., Su, H., Krause, J., Satheesh, S., Ma, S., Huang, Z., Karpathy, A., Khosla, A., Bernstein, M., et al. Imagenet large scale visual recognition challenge. *International journal of computer vision*, 115: 211–252, 2015.
- Saharia, C., Chan, W., Saxena, S., Li, L., Whang, J., Denton, E. L., Ghasemipour, K., Gontijo Lopes, R., Karagol Ayan, B., Salimans, T., et al. Photorealistic text-to-image diffusion models with deep language understanding. *Advances in neural information processing systems*, 35: 36479–36494, 2022.
- Salimans, T. and Ho, J. Progressive distillation for fast sampling of diffusion models. *arXiv preprint arXiv:2202.00512*, 2022.
- Salimans, T., Goodfellow, I., Zaremba, W., Cheung, V., Radford, A., and Chen, X. Improved techniques for training gans. *Advances in neural information processing systems*, 29, 2016.
- Schmidt, F. Generalization in generation: A closer look at exposure bias. In Birch, A., Finch, A., Hayashi, H., Konstas, I., Luong, T., Neubig, G., Oda, Y., and Sudoh, K. (eds.), *Proceedings of the 3rd Workshop on Neural Generation and Translation*, pp. 157–167, Hong Kong, November 2019. Association for Computational Linguistics. doi: 10.18653/v1/D19-5616. URL <https://aclanthology.org/D19-5616>.
- Selvaraju, P., Ding, T., Chen, T., Zharkov, I., and Liang, L. Fora: Fast-forward caching in diffusion transformer acceleration. *arXiv preprint arXiv:2407.01425*, 2024.
- Shang, Y., Yuan, Z., Xie, B., Wu, B., and Yan, Y. Post-training quantization on diffusion models. In *Proceedings of the IEEE/CVF conference on computer vision and pattern recognition*, pp. 1972–1981, 2023.
- Song, J., Meng, C., and Ermon, S. Denoising diffusion implicit models. *arXiv preprint arXiv:2010.02502*, 2020a.
- Song, Y., Sohl-Dickstein, J., Kingma, D. P., Kumar, A., Ermon, S., and Poole, B. Score-based generative modeling through stochastic differential equations. *arXiv preprint arXiv:2011.13456*, 2020b.
- Urbanek, J., Bordes, F., Astolfi, P., Williamson, M., Sharma, V., and Romero-Soriano, A. A picture is worth more than 77 text tokens: Evaluating clip-style models on dense captions, 2024. URL <https://arxiv.org/abs/2312.08578>.
- Vaswani, A. Attention is all you need. *Advances in Neural Information Processing Systems*, 2017.
- Wang, H., Ma, S., Dong, L., Huang, S., Zhang, D., and Wei, F. Deepnet: Scaling transformers to 1,000 layers. *IEEE Transactions on Pattern Analysis and Machine Intelligence*, 2024a.
- Wang, K., Chen, J., Li, H., Mi, Z., and Zhu, J. Sparsedm: Toward sparse efficient diffusion models. *arXiv preprint arXiv:2404.10445*, 2024b.

- Wang, Z., Simoncelli, E. P., and Bovik, A. C. Multiscale structural similarity for image quality assessment. In *The Thirty-Seventh Asilomar Conference on Signals, Systems & Computers, 2003*, volume 2, pp. 1398–1402. Ieee, 2003.
- Wimbauer, F., Wu, B., Schoenfeld, E., Dai, X., Hou, J., He, Z., Sanakoyeu, A., Zhang, P., Tsai, S., Kohler, J., et al. Cache me if you can: Accelerating diffusion models through block caching. In *Proceedings of the IEEE/CVF Conference on Computer Vision and Pattern Recognition*, pp. 6211–6220, 2024.
- Wu, J., Wang, H., Shang, Y., Shah, M., and Yan, Y. Ptq4dit: Post-training quantization for diffusion transformers, 2024. URL <https://arxiv.org/abs/2405.16005>.
- Xu, J., Liu, X., Wu, Y., Tong, Y., Li, Q., Ding, M., Tang, J., and Dong, Y. Imagereward: Learning and evaluating human preferences for text-to-image generation. *Advances in Neural Information Processing Systems*, 36, 2024.
- Xue, S., Yi, M., Luo, W., Zhang, S., Sun, J., Li, Z., and Ma, Z.-M. Sa-solver: Stochastic adams solver for fast sampling of diffusion models. *Advances in Neural Information Processing Systems*, 36, 2024.
- Yuan, Z., Lu, P., Zhang, H., Ning, X., Zhang, L., Zhao, T., Yan, S., Dai, G., and Wang, Y. Ditfastattn: Attention compression for diffusion transformer models. *arXiv preprint arXiv:2406.08552*, 2024.
- Zhang, D., Li, S., Chen, C., Xie, Q., and Lu, H. Laptop-diff: Layer pruning and normalized distillation for compressing diffusion models. *arXiv preprint arXiv:2404.11098*, 2024.
- Zhang, Q. and Chen, Y. Fast sampling of diffusion models with exponential integrator. *arXiv preprint arXiv:2204.13902*, 2022.
- Zhang, Q., Tao, M., and Chen, Y. gddim: Generalized denoising diffusion implicit models. *arXiv preprint arXiv:2206.05564*, 2022.
- Zhang, R., Isola, P., Efros, A. A., Shechtman, E., and Wang, O. The unreasonable effectiveness of deep features as a perceptual metric, 2018. URL <https://arxiv.org/abs/1801.03924>.
- Zou, C., Liu, X., Liu, T., Huang, S., and Zhang, L. Accelerating diffusion transformers with token-wise feature caching. *arXiv preprint arXiv:2410.05317*, 2024.

## A. Algorithm of HarmoniCa

As described in Alg. 1, we provide a detailed algorithm of our HarmoniCa. For clarity, we omit the pre-fill stage (*i.e.*, denoising at  $T$ ), where `RouterT` is forced to be set to  $\{1\}_{1 \times N}$ . The `conds` for T2I tasks and class-conditional generation are pre-prepared text prompts and class labels, respectively.

**Algorithm 1** HarmoniCa: the upper snippet describes the full procedure, and the lower side contains the subroutine for computing the proxy of the final image error.

```
func HARMONICA( $\phi, \epsilon_\theta, \text{iters}, \text{conds}, \tau, \beta, T, C$ )
```

**Require:**  $\phi(\cdot)$  — diffusion sampler

$\epsilon_\theta(\cdot)$  — DiT model

`iters` — amount of training iterations

`conds` — conditional inputs

$\tau$  — threshold

$\beta$  — constraint coefficient

$T$  — maximum denoising step

$C$  — iteration interval

```

1: Initialize Router with a normal distribution
2: cache =  $\emptyset$  ▷ Initialize cache
3: for  $i$  in 0 to  $\frac{\text{iters}}{T} - 1$  do:
4:    $\mathbf{x}_T \sim \mathcal{N}(\mathbf{0}, \mathbf{I})$ 
5:   if  $i \% \frac{C}{T} = 0$  then
6:      $\{\lambda^{(1)}, \lambda^{(2)}, \dots, \lambda^{(T)}\} = \text{gen\_proxy}(\phi, \epsilon_\theta, \mathbf{x}_T, \text{conds}[i], \tau, \text{Router})$ 
7:   end if
8:   for  $t$  in  $T$  to 1 do:
9:      $\epsilon^{(t)'} = \epsilon_\theta(\mathbf{x}_t, t, \text{conds}[i], \text{Router}_{t,:}, \tau, \text{cache})$  ▷ Fig. 2
10:     $\epsilon^{(t)} = \epsilon_\theta(\mathbf{x}_t, t, \text{conds}[i])$ 
11:     $\mathcal{L}_{IEPO}^{(t)} = \lambda^{(t)} \|\epsilon^{(t)'} - \epsilon^{(t)}\|_F^2 + \beta \sum_{i=0}^{N-1} r_i^{(t)}$  ▷ Eq. (6)
12:    Tune Routert,:  by back-propagation
13:     $\mathbf{x}_{t-1} = \phi(\mathbf{x}_t, t, \epsilon^{(t)'})$ 
14:  end for
15: end for
16: return Router

func gen_proxy( $\phi, \epsilon_\theta, \mathbf{x}_T, \text{cond}, \tau, \text{Router}$ ) ▷ Wrapped by stopgradient operator
1: cache =  $\emptyset$  ▷ Initialize cache
2: Employ feature cache guided by Router to generate  $\mathbf{x}_0$ 
3: for  $t$  in  $T$  to 1 do:
4:   Generate  $\mathcal{M}^{(t)}$  ▷ Eq. (7)
5:   Employ feature cache guided by Router  $\odot \mathcal{M}^{(t)}$  to generate  $\mathbf{x}_0^{(t)}$ 
6:    $\lambda^{(t)} = \|\mathbf{x}_0 - \mathbf{x}_0^{(t)}\|_F^2$  ▷ Eq. (8)
7: end for
8: return  $\{\lambda^{(1)}, \lambda^{(2)}, \dots, \lambda^{(T)}\}$ 
    
```

## B. Image Error with Router Regularization Term as Training Objective

In Tab. 10,  $\text{SDT} + \mathcal{L}_{\mathbf{x}_0}^{(t)}$  requires  $t - 1$  additional denoising passes per training iteration at  $t$  to compute the error of  $\mathbf{x}_0$ . Consequently, this approach consumes about  $9.73 \times$  GPU hours compared to  $\text{SDT} + \mathcal{L}_{LTC}^{(t)}$ . Due to the extensive intermediate activations stored from timestep  $t$  to 1 for back-propagation, it also costs  $4.90 \times$  GPU memory. This estimation is conducted with small batch sizes and limited iterations. Therefore,  $\text{SDT} + \mathcal{L}_{\mathbf{x}_0}^{(t)}$  is less feasible for models with larger latent spaces or higher token counts per image, such as DiT-XL/2  $512 \times 512$ , particularly in large-batch, complete training scenarios. Additionally, the network effectively becomes  $T \times N$  stacked Transformer blocks under this strategy, making it difficult (Wang et al., 2024a) to optimize

Table 10. Training costs estimation across different methods for DiT-XL/2  $256 \times 256$  (Peebles & Xie, 2023) ( $T = 20$ ). We only employ 5K iterations with a global batch size of 8 on 4 NVIDIA H800 80G GPUs.  $\mathcal{L}_{\mathbf{x}_0}^{(t)}$  denotes the loss function replacing  $\mathcal{L}_{MSE}^{(t)}$  in Eq. (4) with the final image error.

Method	#Images	Time(h)	Memory(GB/GPU)
$\text{SDT} + \mathcal{L}_{\mathbf{x}_0}^{(t)}$	0	1.46	65.36
$\text{SDT} + \mathcal{L}_{LTC}^{(t)}$	0	0.15	13.33

the Router with even a moderate  $T$  value, such as 50 or 100.

### C. Optimization Deviation

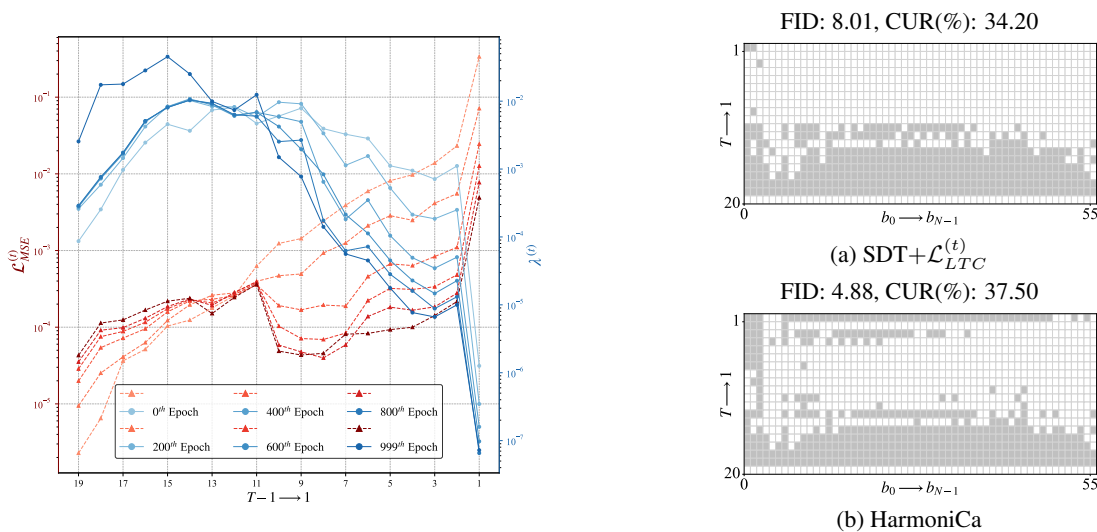


Figure 10. (Left) Variations of  $\mathcal{L}_{MSE}^{(t)}$  and  $\lambda^{(t)}$  for  $\text{SDT}+\mathcal{L}_{LTC}^{(t)}$ . (Right) Router visualization across different methods. The gray grid  $(t, i)$  represents using the feature in cache at  $t$  without computing  $o_i$ . The white grid indicates computing and updating cache. We also mark their FID (Heusel et al., 2018) and CUR. All the above experiments employ DiT-XL/2  $256 \times 256$  ( $T = 20, N = 56$ ).

To generate high-quality  $x_0$  and accelerate the inference phase, we believe only considering the output error at a certain timestep can cause a deviated optimization due to its gap *w.r.t* the error of  $x_0$ . To validate this, we plot the values of  $\mathcal{L}_{MSE}^{(t)}$  in Eq. (4) and  $\lambda^{(t)}$  in Eq. (8) during the training phase of  $\text{SDT}+\mathcal{L}_{LTC}^{(t)}$  in Fig. 10 (Left). Comparing  $\mathcal{L}_{MSE}^{(t)}$  and  $\lambda^{(t)}$  across different denoising steps, their results present a significant discrepancy. For instance,  $\mathcal{L}_{MSE}^{(t)}$  at  $t = 14$  is several orders of magnitude smaller than that at  $t = 1$  during the entire training process, and the opposite situation happens for  $\lambda^{(t)}$ . Intuitively, this indicates that we could increase the cache usage rate at  $t = 1$ , and vice versa at  $t = 14$  for higher performance while keeping the same speedup ratio according to the value of the proxy  $\lambda^{(t)}$ . However, only considering the output error at each timestep (*i.e.*,  $\mathcal{L}_{MSE}^{(t)}$ ) can optimize towards a shifted direction. In practice, the learned Router with the guidance of  $\lambda^{(t)}$  in Fig. 10 (Right) (b) caches less in large timesteps like  $t = 14$  and reuses more in small timesteps as  $t = 1$  compared to that in Fig. 10 (Right) (a) achieving significant performance enhancement.

### D. More Implementation Details

In this section, we present more details on the implementation of our HarmoniCa. First, following (Ma et al., 2024a), we also perform a sigmoid function<sup>9</sup> to each  $r_{t,i}$  before it is passed to the model. Moreover, unless specified otherwise, the hyper-parameter  $\beta$  in Eq. (6) for all experiments is given in Tab. 11; any exceptions are noted in the relevant tables.

Table 11. Hyper-parameter  $\beta$  for training the Router.

Model	DiT-XL/2				PIXART- $\alpha$					PIXART- $\Sigma$		
	256 $\times$ 256		512 $\times$ 512		256 $\times$ 256		512 $\times$ 512		1024 $\times$ 1024	512 $\times$ 512	1024 $\times$ 1024	2048 $\times$ 2048
Resolution	256 $\times$ 256		512 $\times$ 512		256 $\times$ 256		512 $\times$ 512		1024 $\times$ 1024	512 $\times$ 512	1024 $\times$ 1024	2048 $\times$ 2048
$T$	10	20	50	20	20	100	25	20	20	20	20	20
$\beta$	$7e^{-8}$	$8e^{-8}$	$5e^{-8}$	$4e^{-8}$	$1e^{-3}$	$8e^{-4}$	$8e^{-4}$	$8e^{-4}$	$8e^{-4}$	$1e^{-3}$	$8e^{-4}$	$8e^{-4}$

### E. Results for PIXART- $\Sigma$

In this section, we present the results for the PIXART- $\Sigma$  family, including PIXART- $\Sigma$ -XL/2-1024-MS and PIXART- $\Sigma$ -XL/2-2K-MS. For the latter one, we test by sampling 10K images. Additionally, we train the Router with a batch size of 16 and

<sup>9</sup> $\sigma(x) = \frac{1}{1+e^{-x}}$

measure latency using a batch size of 1. All other settings are consistent with those described in Sec. 5.1.

As shown in Table 12, HarmoniCa achieves a  $1.56\times$  speedup along with improved CLP scores compared to the non-accelerated model for PIXART- $\Sigma$  2048  $\times$  2048. Notably, this is the *first time* for the feature caching mechanism to accelerate image generation with such a super-high resolution of 2048  $\times$  2048.

Table 12. Accelerating image generation on MS-COCO for the PIXART- $\Sigma$ .

Method	T	CLIP $\uparrow$	FID $\downarrow$	sFID $\downarrow$	CUR(%) $\uparrow$	Latency(s) $\downarrow$
PIXART- $\Sigma$ 512 $\times$ 512 (cFg = 4.5)						
DPM-Solver++ (Lu et al., 2022b)	20	31.20	26.81	42.79	-	1.912
DPM-Solver++ (Lu et al., 2022b)	15	31.23	25.99	42.08	-	1.435 <sub>(1.34\times)</sub>
HarmoniCa	20	<b>31.28</b>	<b>24.64</b>	<b>41.58</b>	53.45	<b>1.145</b> <sub>(1.67\times)</sub>
PIXART- $\Sigma$ 1024 $\times$ 1024 (cFg = 4.5)						
DPM-Solver++ (Lu et al., 2022b)	20	31.37	20.98	27.47	-	9.467
DPM-Solver++ (Lu et al., 2022b)	15	31.34	21.63	28.68	-	7.100 <sub>(1.33\times)</sub>
HarmoniCa	20	<b>31.50</b>	<b>20.53</b>	<b>27.05</b>	52.74	<b>5.852</b> <sub>(1.62\times)</sub>
PIXART- $\Sigma$ 2048 $\times$ 2048 (cFg = 4.5)						
DPM-Solver++ (Lu et al., 2022b)	20	31.19	23.61	51.12	-	14.198
DPM-Solver++ (Lu et al., 2022b)	15	31.26	24.40	53.34	-	9.782 <sub>(1.45\times)</sub>
HarmoniCa	20	<b>31.51</b>	<b>24.09</b>	<b>51.83</b>	53.80	<b>9.081</b> <sub>(1.56\times)</sub>

## F. Experimental Details for Quantization and Pruning

For EfficientDM (He et al., 2024), we employ 8-bit channel-wise weight quantization and 8-bit layer-wise activation quantization for full-precision (FP32) DiT-XL/2 and half-precision (FP16) PIXART- $\alpha$ . The former uses a 20-step DDIM sampler (Song et al., 2020a), while the latter employs a DPM-Solver++ sampler (Lu et al., 2022b) with the same steps. More specifically, we use MSE initialization (Nagel et al., 2021) for quantization parameters. For the quantization-aware fine-tuning stage, we set the learning rate of LoRA (Hu et al., 2021) and activation quantization parameters to  $1e^{-6}$  and that of weight quantization parameters to  $1e^{-5}$ , respectively. Additionally, we employ 3.2K iterations for DiT-XL/2 (Peebles & Xie, 2023) and 9.6K iterations for PIXART- $\alpha$  (Chen et al., 2023) on a single NVIDIA H800 80G GPU. Other settings are the same as those from the original paper (He et al., 2024). Leveraging NVIDIA CUTLASS (Kerr et al., 2017) implementation, we evaluate the latency of quantized models employing the 8-bit multiplication for all the linear layers and convolutions. For PTQ4DiT, we implemented the DDIM sampler and re-run the open-source code, which originally only supported DDPM. For Diff-Pruning, we re-implement the method for the DiT model (which originally only supported U-Net models) and follow the settings specified in the original paper.

## G. Comparison between Learning-to-Cache and HarmoniCa with a Low CUR(%)

In this section, we compare HarmoniCa with Learning-to-Cache (Ma et al., 2024a) at a relatively low CUR(%). As shown in Tab. 13, both methods achieve a similar speedup ratio and even better performance than non-accelerated models. Therefore, we employ higher CUR in Tab. 2 to show our pronounced superiority.

Table 13. Comparison results between Learning-to-Cache and HarmoniCa for the DiT-XL/2 with a low CUR(%).

Method	T	IS $\uparrow$	FID $\downarrow$	sFID $\downarrow$	Prec. $\uparrow$	Recall $\uparrow$	CUR(%) $\uparrow$	Latency(s) $\downarrow$
DiT-XL/2 256 $\times$ 256 (cFg = 1.5)								
DDIM (Song et al., 2020a)	20	224.37	3.52	4.96	78.47	58.33	-	0.658
DDIM (Song et al., 2020a)	15	214.77	4.17	5.54	77.43	56.30	-	0.564 <sub>(1.17\times)</sub>
Learning-to-Cache (Ma et al., 2024a)	20	228.19	<b>3.49</b>	<b>4.66</b>	79.32	59.10	<b>22.05</b>	<b>0.545</b> <sub>(1.21\times)</sub>
HarmoniCa ( $\beta = 3e^{-8}$ )	20	<b>228.79</b>	3.51	4.76	<b>79.43</b>	<b>59.32</b>	21.07	<b>0.547</b> <sub>(1.20\times)</sub>
DiT-XL/2 512 $\times$ 512 (cFg = 1.5)								
DDIM (Song et al., 2020a)	20	184.47	5.10	5.79	81.77	54.50	-	3.356
DDIM (Song et al., 2020a)	18	180.06	5.62	6.13	81.37	53.90	-	3.021 <sub>(1.11\times)</sub>
Learning-to-Cache (Ma et al., 2024a)	20	183.57	5.45	6.05	<b>82.10</b>	54.90	14.64	2.927 <sub>(1.15\times)</sub>
HarmoniCa ( $\beta = 2e^{-8}$ )	20	<b>183.71</b>	<b>5.32</b>	<b>5.84</b>	81.83	<b>55.80</b>	<b>16.61</b>	<b>2.863</b> <sub>(1.17\times)</sub>

## H. Comparison between $\Delta$ -DiT and HarmoniCa

In this section, we compare HarmoniCa with  $\Delta$ -DiT (Chen et al., 2024b). Given that the code and implementation details of  $\Delta$ -DiT<sup>10</sup> are not open source, we report results derived from the original paper. Additionally, we evaluate performance sampling 5000 images as used in that study. As depicted in Tab 14, our framework further decreases 9.3% latency and gains 3.35 FID improvement compared with  $\Delta$ -DiT for PIXART- $\alpha$  with a 20-step DPM-Solver++ sampler (Lu et al., 2022b).

Table 14. Comparison results between  $\Delta$ -DiT and HarmoniCa on on MS-COCO for PIXART- $\alpha$  1024  $\times$  1024.

Method	T	CLIP $\uparrow$	FID $\downarrow$	IS $\uparrow$	CUR(%) $\uparrow$	Speedup $\uparrow$
PIXART- $\alpha$ 1024 $\times$ 1024 (cFg = 4.5)						
DPM-Solver++ (Lu et al., 2022b)	20	31.07	31.98	41.30	-	-
DPM-Solver++ (Lu et al., 2022b)	13	31.04	33.29	39.15	-	1.54 $\times$
$\Delta$ -DiT (Chen et al., 2024b)	20	30.40	35.88	32.22	37.49	1.49 $\times$
HarmoniCa ( $\beta = 1e^{-3}$ )	20	<b>31.05</b>	<b>32.53</b>	<b>40.36</b>	<b>59.31</b>	<b>1.73<math>\times</math></b>

## I. Comparison between Learning-to-Cache and HarmoniCa with Different Sampling Strategies

For the implementation details<sup>11</sup>, Learning-to-Cache uniformly samples an even timestep  $t$  during each training iteration<sup>12</sup>, as opposed to sampling any timestep from the set  $\{1, \dots, T\}$  as mentioned in Alg. 1 of its original paper. Consequently, according to Fig. 3, only  $r_{t,i}$ , where  $t$  is an odd timestep, is learnable, while the remaining values are set to one. We compare Learning-to-Cache under different sampling strategies (*i.e.*, sampling an even timestep or without this constraint for each training iteration) against HarmoniCa. As shown in Tab. 15, our framework—whether training the entire Router or only parts of it (similar to the Learning-to-Cache implementation)—consistently outperforms Learning-to-Cache regardless of the sampling strategy.

It should be noted that the experiments in Sec. 5, with the exception of those in Tab. 9, use an implementation that uniformly samples an even timestep  $t$  during each training iteration. This approach achieves significantly higher performance compared to sampling without constraints.

Table 15. Comparison results between Learning-to-Cache with different sampling strategies and HarmoniCa for the DiT-XL/2 256  $\times$  256. “♣” denotes that only parts of the Router corresponding to odd timesteps are learnable and the remaining values are set to one (*i.e.*, disable reusing cached features).

Method	T	IS $\uparrow$	FID $\downarrow$	sFID $\downarrow$	Prec. $\uparrow$	Recall $\uparrow$	CUR(%) $\uparrow$	Latency(s) $\downarrow$
DiT-XL/2 256 $\times$ 256 (cFg = 1.5)								
DDIM (Song et al., 2020a)	20	224.37	3.52	4.96	78.47	58.33	-	0.658
Learning-to-Cache (Ma et al., 2024a)	20	115.00	18.57	16.18	60.35	62.98	32.68	0.483 <sub>(1.36<math>\times</math>)}</sub>
Learning-to-Cache♣ (Ma et al., 2024a)	20	201.37	5.34	6.36	75.04	56.09	35.60	0.468 <sub>(1.41<math>\times</math>)}</sub>
HarmoniCa♣ ( $\beta = 3.5e^{-8}$ )	20	205.39	<b>4.86</b>	5.92	75.06	57.97	36.07	0.463 <sub>(1.42<math>\times</math>)}</sub>
HarmoniCa	20	<b>206.57</b>	4.88	<b>5.91</b>	<b>75.20</b>	<b>58.74</b>	<b>37.50</b>	<b>0.456</b> <sub>(1.44<math>\times</math>)}</sub>

## J. Results of T2I Generation on Additional Datasets and Metrics

In addition to the evaluations on ImageNet and MS-COCO, we conducted further tests using the high-quality MJHQ-30K (Li et al., 2024a) and sDCI (Urbanek et al., 2024) datasets with PixArt- $\alpha$  models. We added several metrics, including Image Reward (Xu et al., 2024), LPIPS (Learned Perceptual Image Patch Similarity) (Zhang et al., 2018), and PSNR (Peak Signal-to-Noise Ratio). The results, summarized in Tab. 16, demonstrate that HarmoniCa consistently outperforms DPM-Solver across all metrics on both the MJHQ and sDCI datasets. For instance, at the 512 $\times$ 512 resolution, HarmoniCa achieves an FID of 7.23 on the MJHQ dataset, which is lower than the 7.45 FID of DPM-Solver with 15 steps, indicating better image quality. Additionally, under the same configuration, HarmoniCa achieves a PSNR of 21.98, compared to DPM-Solver’s 21.41 with 15 steps, reflecting better numerical similarity.

<sup>10</sup>  $\Delta$ -DiT presents the speedup ratio based on multiply-accumulate operates (MACs). Here we report the results according to the latency in that study.

<sup>11</sup> Let  $T$  be an even number here.

<sup>12</sup> [https://github.com/horseee/learning-to-cache/blob/main/DiT/train\\_router.py#L244-L247](https://github.com/horseee/learning-to-cache/blob/main/DiT/train_router.py#L244-L247)



Table 16. Accelerating image generation on MJHQ-30K (Li et al., 2024a) and sDCI (Urbanek et al., 2024) for the PIXART- $\alpha$ . We sample 30K images for MJHQ-30K and 5K images for sDCI. “IR” denotes Image Reward.

Method	T	MJHQ					sDCI					Latency (s)↓
		Quality		Similarity			Quality		Similarity			
		FID↓	IR↑	CLIP↑	LPIPS↓	PSNR↑	FID↓	IR↑	CLIP↑	LPIPS↓	PSNR↑	
PIXART- $\alpha$ 512 × 512 (c <sub>f</sub> g = 4.5)												
DPM-Solver++(Lu et al., 2022b)	20	7.04	0.947	26.04	-	-	11.47	0.994	25.22	-	-	1.759
DPM-Solver++(Lu et al., 2022b)	15	7.45	0.899	<b>26.02</b>	0.138	21.41	11.55	0.876	25.19	0.178	19.85	1.291 <sub>(1.36×)</sub>
HarmoniCa	20	<b>7.23</b>	<b>0.944</b>	<b>26.02</b>	<b>0.130</b>	<b>21.98</b>	<b>11.52</b>	<b>0.933</b>	<b>25.20</b>	<b>0.175</b>	<b>19.91</b>	<b>1.072</b> <sub>(1.64×)</sub>
PIXART- $\alpha$ 1024 × 1024 (c <sub>f</sub> g = 4.5)												
DPM-Solver++(Lu et al., 2022b)	20	6.24	0.966	26.23	-	-	10.96	0.986	25.56	-	-	9.470
DPM-Solver++(Lu et al., 2022b)	15	6.49	0.921	26.18	0.107	23.98	11.22	0.942	25.51	0.186	18.44	7.141 <sub>(1.32×)</sub>
HarmoniCa	20	<b>6.40</b>	<b>0.931</b>	<b>26.19</b>	<b>0.102</b>	<b>25.06</b>	<b>10.99</b>	<b>0.969</b>	<b>25.53</b>	<b>0.183</b>	<b>20.23</b>	<b>5.786</b> <sub>(1.63×)</sub>

### K. Apply the Trained Router to a Different Sampler from Training During Inference

As shown in Tab. 17, the Router trained with one diffusion sampler can indeed be applied to a different sampler, such as DPM-Solver++→Sa-Solver (6th row) and IDDPM→DPM-Solver++ (10th row). However, the performance of these trials is much worse than the standard HarmoniCa. We believe this is due to the discrepancies in sampling trajectories and noise scheduling between the two samplers, which need to be accounted for during the Router training. In other words, the sampler used for training should match the one used during inference to improve the performance.

Table 17. Results of applying the trained Router to a different sampler from training during inference. “A→B” denotes the Router trained with the sampler “A” is directly used during inference with the sampler “B”.

Method	T	CLIP↑	FID↓	sFID↓	Latency(s)↓
PIXART- $\alpha$ 256 × 256 (c <sub>f</sub> g = 4.5)					
SA-Solver (Xue et al., 2024)	20	31.23	27.45	39.01	0.665
SA-Solver (Xue et al., 2024)	15	31.16	28.74	40.15	0.483 <sub>(1.38×)</sub>
HarmoniCa	20	<b>31.20</b>	<b>27.98</b>	<b>39.26</b>	<b>0.420</b> <sub>(1.58×)</sub>
HarmoniCa (DPM-Solver++→SA-Solver)	20	31.18	28.56	40.01	0.431 <sub>(1.54×)</sub>
DPM-Solver++ (Lu et al., 2022b)	100	31.30	25.01	35.42	2.701
DPM-Solver++ (Lu et al., 2022b)	73	31.27	25.16	36.11	2.005 <sub>(1.35×)</sub>
HarmoniCa	100	<b>31.29</b>	<b>25.00</b>	<b>35.38</b>	<b>1.637</b> <sub>(1.65×)</sub>
HarmoniCa (IDDPM→DPM-Solver++)	100	31.24	26.11	40.24	1.648 <sub>(1.64×)</sub>

## L. Qualitative Comparison and Analyses

As shown in Fig. 11 and 12, we provide qualitative comparison between HarmoniCa and other baselines, *e.g.*, Learning-to-Cache (Ma et al., 2024a), FORA (Selvaraju et al., 2024), and the fewer-step sampler. Our HarmoniCa with a higher speedup ratio can generate more accurate details, *e.g.*, 2nd column of Fig. 12 (d) vs. (b) and objective-level traits, *e.g.*, 2nd column of Fig. 11 (d) vs. (c).




Figure 11. Random samples from DiT-XL/2  $256 \times 256$  (Chen et al., 2023) with different acceleration methods. The resolution of each sample is  $256 \times 256$ . We employ  $c\text{fg} = 4$  here for better visual results. Key differences are highlighted using rectangles with various colors.



Figure 12. Random samples from PIXART- $\alpha$   $512 \times 512$  (Chen et al., 2023) with different acceleration methods. The resolution of each sample is  $512 \times 512$ .

## M. Visualization Results

As demonstrated in Figures 13 to 16, we present random samples from both the non-accelerated DiT models and ones equipped with HarmoniCa, using a fixed random seed. We employ the same settings as those in the main text or more aggressive caching strategies. Our approach not only significantly accelerates inference but also produces results that closely resemble those of the original model. For a detailed comparison, zoom in to closely examine the relevant images.




Figure 13. Random samples from (a) non-accelerated and (b) accelerated DiT-XL/2  $256 \times 256$  (Chen et al., 2023) with a 20-step DDIM sampler (Song et al., 2020a). The resolution of each sample is  $256 \times 256$ . We mark the speedup ratio in the brackets.




Figure 14. Random samples from (a) non-accelerated and (b) accelerated DiT-XL/2  $512 \times 512$  (Chen et al., 2023) with a 20-step DDIM sampler (Song et al., 2020a). The resolution of each sample is  $512 \times 512$ .



Figure 15. Random samples from (a) non-accelerated and (b) accelerated PIXART- $\alpha$   $256 \times 256$  (Chen et al., 2023) with a 20-step DPM-Solver++ sampler (Lu et al., 2022b). The resolution of each sample is  $256 \times 256$ . Text prompts are exhibited above the corresponding images

"A minimalist watercolor composition featuring a single, lonely tree atop a gentle hill, its delicate branches set against a soft gradient sky, with no surrounding figures or objects."



"An expressive oil painting of a secluded cabin by a winding river, tall pines reflecting on the water's surface, a faint glow from the cabin windows hinting at life within, yet no one is shown outside."



"An acrylic painting of a tranquil lagoon filled with lily pads and reed-fringed shores, warm twilight hues reflecting across the water, absent of any human presence."



(a) PIXART- $\Sigma$

(b) HarmoniCa (1.73 $\times$ )

Figure 16. Random samples from (Left) non-accelerated and (Right) accelerated PIXART- $\Sigma$ -2K (Chen et al., 2024a) with a 20-step DPM-Solver++ sampler (Lu et al., 2022b). The resolution of each sample is 2048  $\times$  2048.