

# Document Classification using File Names

Zhijian Li   Stefan Larson   Kevin Leach

Vanderbilt University

{firstname.lastname}@vanderbilt.edu

## Abstract

Rapid document classification is critical in several time-sensitive applications like digital forensics and large-scale media classification. Traditional approaches that rely on heavy-duty deep learning models fall short due to high inference times over vast input datasets and computational resources associated with analyzing whole documents. In this paper, we present a method using lightweight supervised learning models, combined with a TF-IDF feature extraction-based tokenization method, to accurately and efficiently classify documents based solely on file names, that substantially reduces inference time. Our results indicate that file name classifiers can process more than 90% of in-scope documents with 99.63% and 96.57% accuracy when tested on two datasets, while being 442x faster than more complex models such as DiT. Our method offers a crucial solution to efficiently process vast document datasets in critical scenarios, enabling fast and more reliable document classification.

## 1 Introduction

Classifying massive amounts of documents at scale is often an important yet challenging task, especially at industrial scale, where applications of document classification include sensitive data identification, legal document review, spam and malware flagging, etc. Large-scale classification systems often process millions of documents, requiring robust models to handle diverse taxonomies efficiently (Kandimalla et al., 2021). In sensitive data identification, document sensitivity risk scores can be assigned according to its category — for instance, academic transcripts and medical intake forms may be marked sensitive, while press releases may be marked low-risk.

Typical approaches to document classification use text-, image-, layout-, and multimodal classifiers (e.g., Li et al. (2022); Huang et al. (2022);

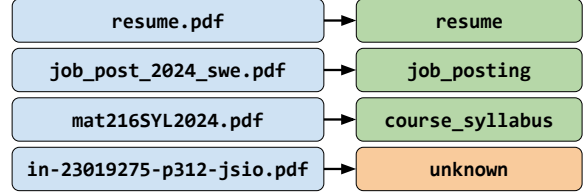


Figure 1: Overview of the file name classification task. An ideal classifier can categorize indicative file names correctly, while also being able to defer predictions on file names that lack enough category information.

Pham et al. (2022)), but these models can be prohibitively slow at the scale required in many industry settings (Park et al., 2022), as these models must execute sophisticated operations on the contents of a very large quantity of documents. Thus, there is a need for techniques that speed up the document classification pipeline to enable scale.

In this paper, we introduce and investigate the task of classifying documents by categories (e.g., resume, press\_release, etc.) using only their file names as input. Figure 1 displays several examples where documents can be categorized based on their file names. An added challenge is to correctly identify cases that are *ambiguous*, which are documents whose file names do not provide a clear indication of their content. However, since many file names are *indicative* of their contents (e.g., john\_resume\_2024.pdf → resume), we hypothesize that much simpler classifiers can be trained and used to categorize these documents. Furthermore, we hypothesize that a sufficiently large portion of documents can be classified using file name alone to yield a substantial savings in compute resources and time.

Our experimental results show that the Random Forest file name classifier with a trie tokenizer achieves 99.63% and 96.57% accuracy on two respective datasets while deferring less than 10% of the in-scope documents. This Random Forest file

name classifier requires only  $1.23 \times 10^{-4}$  seconds per prediction, which is 442x faster than DiT (Li et al., 2022), an exemplar image-based deep learning model that requires access to each document’s content which contains both images and extracted text.

## 2 Related Work

In this section, we discuss prior work on classifying files using file names, and document classification.

### 2.1 Classification with File Names

Document classification via file names is an understudied topic. While prior research on categorizing content via file names has shown promise, it has largely focused on binary classification. For instance, Al-Nabki et al. (2023) proposed an approach to classify Child Sexual Exploitation Material (CSEM) through analyzing the file names and file paths of files when law enforcement officers seize a computer from a CSEM suspect due to the time-consuming nature of heavy weight models. Similarly, Jáñez Martino et al. (2021) accurately detected spam emails through analyzing email names using a Naive Bayes classifier, and Nguyen et al. (2019) demonstrated that a character-level CNN can accurately classify file names that contain enough information indicative of malware. Additionally, Sánchez-Paniagua et al. (2022) accurately detected phishing URLs using a logistic regression model combined with Token Frequency-Inverse Document Frequency (TF-IDF) feature extraction.

These studies demonstrate that binary classification through file names or document titles alone can be effective without deeper analysis of the contents of the files themselves. However, multi-class file name classification tasks, such as document classification by categories, remains under-studied. Given the demand for efficient large-scale document processing in industry settings (Eken et al., 2019), further research in this area is needed. Moreover, the issue of handling data that fall outside the scope of the classifiers or those that lack clear indicators for accurate classification illustrated in (Larson et al., 2019) has not yet been adequately addressed in the existing literature for document classification.

### 2.2 Document Classification

Prior work on document classification includes the development of large image-, text-, and page

layout-based models for categorizing documents, mostly from datasets derived from the IIT-CDIP tobacco corpus (e.g., RVL-CDIP (Harley et al., 2015) and Tobacco3482 (Kumar and Doermann, 2013)). These large models include the LayoutLM family (LayoutLM (Xu et al., 2020), LayoutLMv2 (Xu et al., 2021), LayoutLMv3 (Huang et al., 2022)), DiT (Li et al., 2022), DocFormer (Appalaraju et al., 2021), Donut (Kim et al., 2022), and LayoutLLM (Fujitake, 2024), etc. However, these models are costly to train and costly to run. Image-based models like CNNs and Transformers must operate on images of document pages, and text- and layout-based models must run on variants of the document from which text has been extracted via Optical Character Recognition (OCR), which adds a layer of complexity for each document that must be classified.

## 3 Problem Overview

In this study, we examine whether we can efficiently and accurately classify documents only based on their file names. Table 1 shows examples of file names, their ambiguity types, and their categories. To enhance the clarity of our analysis, we distinguish the file names into the three following ambiguity types:

- **Indicative:** File names that contain the category name, a synonym of that category, or an abbreviation of the category name. Examples of indicative file names include `john_smith_resume_2024.pdf` (a resume document), `john_smith_cv_2024.pdf` (a resume document, where “cv” is used as a synonym for “resume”), and `RTKRequestForm.pdf` (a form document).
- **Ambiguous:** File names that do *not* contain the category name itself or a synonym of the category name, but belongs to a category in the dataset. Examples of ambiguous file names include `20-005-10.pdf` and `document.pdf`, which have names that are not indicative, but the content may happen to indicate the document belongs to a particular category in the dataset.
- **Out-of-Scope:** File names that do *not* belong to any category in the dataset. We note that out-of-scope file names are—to borrow terminology from Larson et al. (2019)—“out-

File Name	Ambiguity Type	Category
Cerno-Woodshop-Assistant-Opportunity.pdf	indicative	job_posting
TcallsenResume2020v0710-aem-react.pdf	indicative	resume
The-Willow-Restaurant-Menu-0422.pdf	indicative	restaurant_menu
StJudeNewsRelease2011.pdf	indicative	press_release
MX_7090N_8090N_Spec_Sheet.pdf	indicative	specification
dear-colleague-letter-fda-samhsa.pdf	indicative	letter
BACB_September2023_Newsletter-231201-a.pdf	indicative	newsletter
12042023-NMPH.pdf	ambiguous	job_posting
plnbudm3-30-4-6s12.pdf	ambiguous	meeting_minutes
5bba5a94c8f1454f98d7b01be13289b9.pdf	ambiguous	policy
privacy-notice.pdf	out-of-scope	privacy_notice
PremilinaryBalance_2011.pdf	out-of-scope	financial_sheet

Table 1: Examples of indicative file names, ambiguous, and out-of-scope file names.

of-scope” with respect to the in-scope or in-domain file categories defined in the dataset.

A key aspect of our approach is to determine whether the file name is indicative based on the confidence score associated with the predicted class for that file name. In cases where the confidence is too low, we *defer* the file name. In practice, we would instead use a more complex model at increased computational cost if the file is deferred by the file name classifier. In cases where the confidence score is high enough, we desire a highly accurate class prediction to forego the additional expense of running a deeper, more complex model involving the file’s contents. With a higher confidence threshold, the file name classifiers are more accurate with these predictions, but predict a smaller portion of all the file names, ultimately adding computational burden to the heavier-duty model in the next stage. We discuss the trade-off and optimal confidence threshold for each file name classifier in Section 6. We also measure the AUROC of the confidence scores between indicative and ambiguous file names to analyze whether the file name classifiers produce confidence scores that differentiate between indicative and ambiguous or out-of-scope file names.

In this study, we only compare the inference speed of the heavier-duty models as we are interested how much faster the file name classifiers are compared to models such as DiT, rather than trying to outperform the more complex models in accuracy. This study aims to address whether file name classifiers can accurately predict indicative file names, while *deferring* the ambiguous and out-

of-scope file names. If a sufficiently large portion of documents contain indicative file names, then the savings of using a lightweight classifier before running a heavy duty model will substantially outweigh the cost of using a heavy duty model on the entire dataset.

## 4 Method

In this section, we discuss our approach to leveraging indicative and ambiguous file names to develop a fast, accurate document classification scheme that reduces the overall computational resources required to classify large volumes of documents. Our approach consists of a tokenization scheme for splitting input file names as well as training and evaluating a light-weight machine learning pipeline.

### 4.1 Tokenization

We apply a “universal tokenizer” to clean all input file names. The “universal tokenizer” first preprocess each file name by replacing escape sequences (e.g., “%xx”) with the relevant single-character equivalent. We then split the file names by all punctuation characters, white space, camel case boundaries (i.e., when a lower-case character is immediately followed by an upper-case character), and transitions between letters ([a-zA-Z]) and numbers ([0-9]).

The “universal tokenizer” is not equipped to handle cases where file names contain words joined together without any punctuation or camel case such as coursecatalog.pdf. From randomly sampling 1,000 file names and annotating the performance of

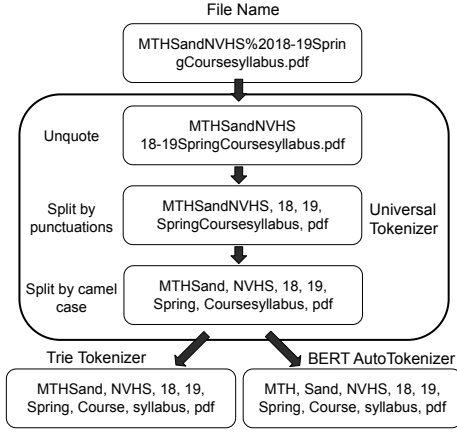


Figure 2: An example of the universal tokenizer tokenizes a filename with the trie tokenizer and BERT Auto-tokenizer.

the “universal tokenizer”, we discover that 3.4% file names needs further tokenization. Figure 2 shows an example where the “universal tokenizer” fails to separate Coursesyllabus into “Course” and “syllabus,” instead requiring additional tokenization.

To improve the tokenization for such file names, we first calculate the Token Frequency-Inverse Document Frequency of every token in relation to the category. After lemmatizing the output tokens with NLTK version 3.6.7’s WordNetLemmatizer (Bird and Loper, 2004), tokens with TF-IDF higher than a threshold  $k$  are identified as “keywords.” We choose  $k$  to be 0.2 in this study. The trade-offs of selecting different value of  $k$  is discussed in Section 6.6. The keywords are then added to a trie data structure to create a trie tokenizer that can effectively locate and split important words that are joined together if the words in the file names are not separated with special characters, whitespace, or camel case.

Another approach involves adding the “keywords” to a BERT tokenizer (Wolf et al., 2020) using the “add\_tokens” function in the Hugging Face library. For example, the trie or BERT tokenizer will split file names such as “coursecatalog” in “course” and “catalog” to enable effective bag-of-words encoding.

This leaves us with a set of tokens for each file name, allowing us to find indicative cases where the file name makes a clear and straightforward hint as to the underlying document’s class.

## 4.2 Classification

We use the following text classifiers in our experiments:

**Support Vector Machine (SVM)**, a supervised learning model that classifies data by finding a separating hyperplane that maximizes the margin. We use the linear kernel and the regularization parameter  $c = 0.1$  as this combination yields the highest accuracy during our hyperparameter search where we compare the accuracy on the SVMs trained and tested on indicative file names with different kernels and value of  $c$ . The SVM model is implemented with Scikit-Learn version 1.4.2 (Pedregosa et al., 2011) which uses a one-vs.-all approach.

**Naive Bayes**, a supervised learning model that learns the distribution of inputs by assuming that all the features are independent of each other. We implement this model with Scikit-Learn (Pedregosa et al., 2011).

**Random Forest**, a supervised learning model that aggregates the prediction of many decision trees to prevent over-fitting. We implement this model with 100 decision trees through Scikit-Learn (Pedregosa et al., 2011).

**extreme Gradient Boosting (XGBoost)**, a supervised learning model that is implemented with gradient boosted decision trees. It is implemented with the XGBoost library (Chen and Guestrin, 2016).

**BERT**, a neural network based on a Transformer model, capture the context of each word (Devlin et al., 2019). In this study, we fine-tune the BERT-base-uncased model from Hugging Face<sup>1</sup> on the Web Search dataset to classify file names.

When preprocessing the file names, we first use the tokenization technique discussed in Section 4.1. Subsequently, for the SVM, Naive Bayes, Random Forest, and XGBoost classifiers, we encode the file name tokens with a bag-of-words encoding. For BERT, we join the tokens with space and then encode the string with the BERT tokenizer.

## 4.3 Metrics

For a selected confidence threshold  $t$ , we analyze the **prediction accuracy** by calculating  $\frac{\#correct}{\#correct + \#incorrect}$ , the number of correct predictions divided by the number of file names whose prediction confidence exceeds  $t$ . We examine the **prediction rate** by calculating  $\frac{\#correct + \#incorrect}{total\#documents}$ , the sum of the correct and incorrect predictions over the total number of file names. Prediction Accuracy over 0.9 prediction rate is calculated to evaluate the models’ abilities to leverage confidence

<sup>1</sup><https://huggingface.co/google-BERT/BERT-base-uncased>



scores to avoid erroneous predictions while still processing the majority of the data.

Additionally, to analyze the models’ ability to distinguish ambiguous file names from the indicative file names, we calculate the confidence score for each prediction. For BERT, we use the highest softmax confidence score for each prediction (Hendrycks and Gimpel, 2016). For SVM, Naive Bayes, and Random Forest, we use the highest value from the `predict_proba` function through Scikit-Learn. Similar to Larson et al. (2022)’s work which used the Area Under Receiver Operating Characteristic curve (AUROC) to evaluate the models’ ability to distinguish out-of-scope samples from in-scope samples, we use AUROC to measure how well each model can distinguish ambiguous from indicative file names via confidence scores.

## 5 Datasets

We consider two datasets used as part of our evaluation.

### 5.1 Web Search Dataset

We collect a dataset with 1,500 PDF files with indicative file names from 15 categories through web searches, each category containing 100 files. A list of these 15 categories is shown in Table 9 in the Appendix.

We consider search prompts of the format:

`<category_name> filetype:pdf`

(where `filetype:pdf` specifies that we desire PDF documents from the web search engine). For example, we gather the PDF files for restaurant menus by searching

`restaurant menu filetype:pdf`.

To obtain file names, we select the substring after the last “/” from each document’s URL. Then, we manually open the files to verify that they belong to the correct category, and if their file names are indicative.

We also note that synonyms or related words and phrases are also used when searching for category names. For instance, when searching for restaurant menus, we also searched for “diner menu,” “bar menu,” etc.

The Web Search dataset contains 15 categories, which is similar in number to the RVL-CDIP dataset (Harley et al., 2015) which contains 16 categories. Table 1 displays more examples of file names from this dataset.

We observe that numerous file names in the “resume” category contains people’s names. We replace the original last names by randomly generating last names using the Faker Python package version 36.1.1 (joke2k, 2016) for each of those file names.

### 5.2 Common Crawl Dataset

In our evaluation, we also consider another open source dataset to demonstrate generalizability of our approach. We use a subset of the CC-MAIN-2021-31 dataset, which consists of PDFs, URLs, and metadata of eight million unlabeled documents collected by Common Crawl from the web in July and August of 2021.<sup>2</sup> We randomly select 1,500 documents from the CC-MAIN-2021-31 dataset, and discard 302 documents that do not contain valid URLs, are not in English or results in label disagreements. Of these 1,198 file names, there are 284 indicative file names belonging to one of the 15 document categories defined in the Web Search dataset from Section 5.1, 264 ambiguous file names, and 650 out-of-scope file names.

The correct category labels and ambiguity types of the Common Crawl dataset are obtained by manual annotation by two annotators. When the annotators cannot reach an agreement on the appropriate category, the document is discarded.

## 6 Results

We discuss the experimental results and settings in this section.

SVM, Naives Bayes, Random Forest, XGBoost, and BERT classifiers are trained on 80% of the indicative file names from the Web Search dataset, and evaluated against the rest of the data from the Web Search dataset and the entire Common Crawl dataset. We perform 5-fold cross validation and calculate the average accuracy, prediction accuracy, and prediction rate (defined in Section 4.3). The subsections below discuss the accuracy and speed of our file name classifiers, as well as their ability to distinguish ambiguous and out-of-scope data.

### 6.1 Model Accuracy for Indicative File Names

First, we show that our approach can accurately classify indicative file names. Table 2 and table 3 shows the accuracy for all models with the trie and BERT tokenizer on the Web Search dataset respectively. The BERT file name classifier achieves

<sup>2</sup><https://digitalcorpora.org/corpora/file-corpora/cc-main-2021-31-pdf-untruncated/>

Models	Accuracy	Threshold	Prediction Accuracy
SVM	94.06	0.55	99.34
Naive Bayes	94.13	0.37	98.02
Random Forest	94.92	0.51	99.63
XGBoost	92.61	0.73	99.41
BERT	95.51	0.96	99.42

Table 2: The accuracy and prediction accuracy with prediction rate more than 0.9 for all models with the **trie tokenizer** on the Web Search dataset.

Models	Accuracy	Threshold	Prediction Accuracy
SVM	94.06	0.49	99.12
Naive Bayes	94.39	0.35	98.17
Random Forest	94.72	0.50	99.78
XGBoost	90.76	0.6	98.97
BERT	94.92	0.97	99.35

Table 3: The accuracy and prediction accuracy with prediction rate more than 0.9 for all models with the **BERT tokenizer** on the Web Search dataset.

the highest accuracy of 95.51 with a trie tokenizer, while Random Forest, Naive Bayes, and SVM also achieves above 94% accuracy.

Additionally, we show the prediction accuracy with at least 0.9 prediction rate iterating through all confidence thresholds between 1 and 0, decrementing by 0.01. Predictions that result in a confidence score lower than the threshold are deferred by the file name classifier. Deferring less than 10% of the data, the Random Forest classifier with the BERT tokenizer produces the highest accuracy of 99.78% among all combinations of models and tokenizers. SVM and BERT also achieved more than 99% accuracy while predicting more than 90% of the data, while there is a gap in accuracy for the Naive Bayes model.

In addition, we display the performance of the five models trained on the Web Search dataset and tested on the in-scope, indicative file names from the Common Crawl dataset in table 4 and table 5. The Random Forest classifier with the trie tokenizer achieves 96.57% prediction accuracy with above 0.9 prediction rate. We observe that the Random Forest classifier obtains the highest prediction accuracy among all five models, consistent with the evaluation results from the Web Search dataset.

We observe insubstantial differences in accuracy and prediction accuracy for every file name classifier with different tokenizers.

Models	Accuracy	Threshold	Prediction Accuracy
SVM	84.23	0.22	92.24
Naive Bayes	87.96	0.25	95.00
Random Forest	88.24	0.31	96.57
XGBoost	84.93	0.30	93.69
BERT	83.45	0.77	89.70

Table 4: The accuracy and prediction accuracy with prediction rate more than 0.9 for all models with the **trie tokenizer** on the indicative documents in the Common Crawl dataset.

Models	Accuracy	Threshold	Prediction Accuracy
SVM	84.37	0.23	92.82
Naive Bayes	86.48	0.26	92.30
Random Forest	87.82	0.26	96.33
XGBoost	84.86	0.32	93.75
BERT	82.96	0.70	89.31

Table 5: The accuracy and prediction accuracy with prediction rate more than 0.9 for all models with the **BERT tokenizer** on the indicative documents in the Common Crawl dataset.

## 6.2 Detection Ability for Ambiguous and Out-of-Scope File Names

We train file name classifiers on the Web Search dataset described in Section 5.1 and evaluate our models against the Common Crawl dataset described in Section 5.2. We test our file name classifiers against the ambiguous and out-of-scope file names and evaluate our model’s robustness predicting ambiguous file names by calculating the AUROC of the confidence scores between the indicative and ambiguous file names.

Figure 3 shows minor overlap between the confidence scores for the indicative and ambiguous file names for the Random Forest file name classifier with the trie tokenizer.

Table 6 displays the AUROC of the confidence scores between indicative and ambiguous file names for all models and each tokenizer. The Random Forest file name classifier with the trie tokenizer achieves the highest AUROC of 0.922 which shows that this classifier produces confidence scores that best differentiate indicative and ambiguous file names. In comparison, Table 7 displays that all models output higher AUROC for the indicative and out-of-scope confidence scores, further implying that the Random Forest file name classifier outputs confidence scores that can distinguish most indicative file names from all others. The differences in AUROC for different tokenizers are also not substantial for all models.

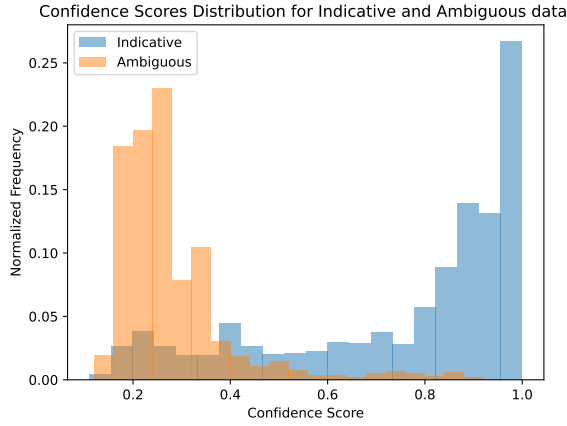


Figure 3: The confidence score distribution for Random Forest classifier with trie tokenizer on indicative and ambiguous file names from the Common Crawl dataset.

Tokenizer	SVM	Naive Bayes	Random Forest	XGBoost	BERT
trie	0.894	0.890	0.922	0.905	0.868
BERT	0.892	0.876	0.918	0.909	0.887

Table 6: The AUROC of confidence scores between the indicative and **ambiguous** file names for all the classifiers with a trie or BERT tokenizer.

### 6.3 Inference Time

Table 8 shows the file name classifiers’ average log inference time per prediction for each model on a computer with a single 24-core x84\_64 CPU and no GPUs.

Among all the models, Naive Bayes was the fastest, with a average log inference time of  $-13.34$ , requiring  $1.61 \times 10^{-6}$  seconds per prediction. The BERT file name classifier’s inference time is substantially slower than all four other models, requiring  $6.14 \times 10^{-2}$  seconds per prediction. The Random Forest classifier that achieves the highest prediction accuracy on both the Web Search dataset and the Common Crawl dataset requires  $1.30 \times 10^{-4}$  seconds per prediction.

In comparison, when used on the same computer as the file name classifiers, the BERT model that uses the first 512 tokens of a document content as input requires 0.0678 seconds per document. Meanwhile, the DiT model on average requires

Tokenizer	SVM	Naive Bayes	Random Forest	XGBoost	BERT
trie	0.905	0.917	0.923	0.906	0.876
BERT	0.909	0.915	0.925	0.912	0.886

Table 7: The AUROC of confidence scores between the indicative and **out-of-scope** file names for all the classifiers with a trie or BERT tokenizer.

SVM	Naive Bayes	Random Forest	XGBoost	BERT
-10.34	-13.34	-8.95	-10.82	-2.79

Table 8: Logarithm of average inference time for SVM, Naives Bayes, Random Forest, XGBoost, and BERT file name classifiers, calculated by applying the natural log to the average inference time in seconds.

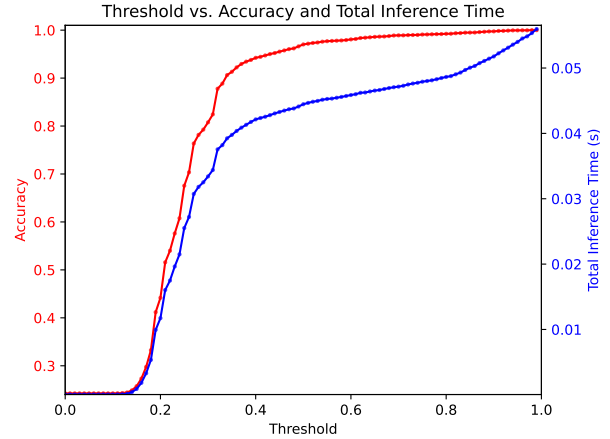


Figure 4: Overall Accuracy versus Total Inference Time (seconds) per file name at all confidence score threshold between 0 and 1, in increments of 0.001, for a Random Forest classifier with the trie tokenizer predicting on all the file names in the Common Crawl dataset, with a DiT model processing the deferred documents.

0.0574 seconds per image running on a GPU. The robust Random Forest file name classifier is 442x faster than the DiT model even if the DiT model only processes the first page of every document and is 552x faster than the BERT model that processes the content of the documents, offering a dramatic speedup.

### 6.4 Accuracy and Cost Tradeoffs

Due to the differences in how we obtain confidence scores for each models, the optimal confidence threshold differs empirically between models. Increasing the confidence threshold increases the prediction accuracy while decreasing the prediction rate. In practice, we must select an appropriate confidence threshold to balance the tradeoff between the prediction accuracy and the fraction of documents accurately predicted as indicative — the documents that are deferred as ambiguous or out-of-scope would require further examination using a deeper and more complex model. Thus, the average time and resource expenditure per document classified would increase with the increase in confidence threshold for predicting a document file

name as indicative.

Figure 4 shows the accuracy and time inference time per document using the Random Forest file name classifier predicting on all the file names in the Common Crawl dataset, and DiT model processing the deferred documents. With the assumption that all DiT predictions are correct, accuracy is calculated by prediction accuracy  $\times$  prediction rate  $+ (1 - \text{prediction rate})$ , and total time is calculated by average inference time of Random Forest  $+ \text{average inference time of DiT} * (1 - \text{prediction rate})$ . The inference time for each model is discussed in Section 6.3. At a confidence threshold of 0.31, the improvement in accuracy begins to taper off, while the total time increases more steeply, indicating that an optimal confidence threshold should be chosen close to that value during deployment. Due to the Common Crawl dataset being randomly sampled from the web without attempting to match the label space of the Web Search dataset, only 23.7% file names in the Common Crawl dataset are indicative and in-scope. Since the majority of the file names are ambiguous or out-of-scope, the file name classifier defers those predictions, which leads to a smaller speedup illustrated in the figure. Thus, better alignment between the label spaces of the training and testing data would lead to more drastic speedups in end-to-end performance.

### 6.5 Failure Modes

We analyze the failure modes of the Random Forest file name classifier with the trie tokenizer. We observe that each class produces close to the same number of errors when tested on the Web Search dataset. When this file name classifier is tested against the Common Crawl dataset with a confidence threshold of 0.31, we observe that 7.55% of the ambiguous file names are incorrectly classified, while 12.55% of the out-of-scope file names are not deferred.

### 6.6 Trade-offs for $k$ Value Selection

In Section 4.1, we mentioned that tokens with TF-IDF larger than  $k$  are considered “keywords” and added to the tokenizer. We examine the trade-offs for the selection of  $k$  value for the trie tokenizer by comparing the prediction accuracy and prediction rate with various  $k$  values. The previous subsections indicate that the Random Forest file name classifier produces the highest prediction accuracy with a fixed minimum prediction rate. Figure 5 displays the accuracy and prediction for the Ran-

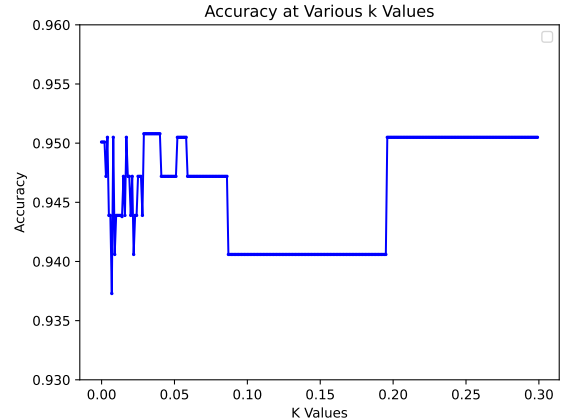


Figure 5: Accuracy of the Random Forest file name classifier with a trie tokenizer with all  $k$  values between 0 and 0.3, incremented by 0.001, tested on the Web Search dataset.

dom Forest file name classifiers with  $k$  values from 0 to 0.3. For  $k$  values between 0 and 0.059, the accuracy changes sporadically. We observe that the accuracy increases substantially when  $k$  values reaches 0.196, then remains constant as  $k$  values increases. In this study, we select the  $k$  values to be 0.2.

## 7 Conclusion

We present a new approach to multi-class document classification that dramatically improves classification efficiency while achieving high accuracy. Additionally, we contribute two new document classification datasets that contain file names. Our evaluation shows that a Random Forest classifier with a trie tokenizer, when tasked to predict at least 90% of the data, can achieve 99.78% prediction accuracy on indicative file names from the Web Search dataset and 96.6 % prediction accuracy on the indicative file names from the Common Crawl dataset. The Random Forest classifier with a trie tokenizer can also produce confidence scores that can effectively distinguish indicative and ambiguous file names, resulting in an AUROC of 0.922 for confidence scores between indicative and ambiguous. Meanwhile, the Random Forest classifier is 442x faster than the DiT model, indicating that uses the Random Forest file name classifier can provide a substantial overall speedup in document classification. We hope that our technique and analysis will enable faster and computationally efficient document classifiers without sacrificing on accuracy.



## Limitations

In this study, we solely focus on document classification using file names and obtained promising results. We believe metadata — such as file size, page count, number of images — can be used along with file names to improve the classifier accuracy without substantial increase in inference time. However, due to time constraints, we are not able to explore this approach. Future work can investigate the potential benefits of combining metadata with file name to improve classification accuracy and handle ambiguous data or out-of-scope data more effectively.

## References

- MHD Wesam Al-Nabki, Eduardo Fidalgo, Enrique Alegre, and Rocío Alaiz-Rodríguez. 2023. [Short text classification approach to identify child sexual exploitation material](#). *Scientific Reports*, 13(1).
- Srikar Appalaraju, Bhavan Jasani, Bhargava Urala Kota, Yusheng Xie, and R. Manmatha. 2021. [DocFormer: End-to-end transformer for document understanding](#). In *Proceedings of the IEEE/CVF International Conference on Computer Vision (ICCV)*.
- Steven Bird and Edward Loper. 2004. [NLTK: The natural language toolkit](#). In *Proceedings of the ACL Interactive Poster and Demonstration Sessions*.
- Tianqi Chen and Carlos Guestrin. 2016. [XGBoost: A scalable tree boosting system](#). In *Proceedings of the 22nd ACM SIGKDD International Conference on Knowledge Discovery and Data Mining*.
- Jacob Devlin, Ming-Wei Chang, Kenton Lee, and Kristina Toutanova. 2019. [BERT: Pre-training of deep bidirectional transformers for language understanding](#). In *Proceedings of the 2019 Conference of the North American Chapter of the Association for Computational Linguistics: Human Language Technologies (NAACL-HLT)*.
- Süleyman Eken, Houssein Menhour, and Kübra Köksal. 2019. [Doca: A content-based automatic classification system over digital documents](#). *IEEE Access*, 7:97996–98004.
- Masato Fujitake. 2024. [LayoutLLM: Large language model instruction tuning for visually rich document understanding](#). In *Proceedings of the 2024 Joint International Conference on Computational Linguistics, Language Resources and Evaluation (LREC-COLING 2024)*.
- Adam W. Harley, Alex Ufkes, and Konstantinos G. Derpanis. 2015. [Evaluation of deep convolutional nets for document image classification and retrieval](#). In *International Conference on Document Analysis and Recognition (ICDAR)*.
- Dan Hendrycks and Kevin Gimpel. 2016. [A baseline for detecting misclassified and out-of-distribution examples in neural networks](#). In *Proceedings of International Conference on Learning Representations (ICLR)*.
- Yupan Huang, Tengchao Lv, Lei Cui, Yutong Lu, and Furu Wei. 2022. [LayoutLMv3: Pre-training for document AI with unified text and image masking](#). In *Proceedings of the 30th ACM International Conference on Multimedia*.
- Francisco Jáñez Martino, Rocío Alaiz-Rodríguez, Víctor González-Castro, and Eduardo Fidalgo. 2021. [Trustworthiness of spam email addresses using machine learning](#). In *Proceedings of the 21st ACM Symposium on Document Engineering*.
- joke2k. 2016. [Faker: A python package for generating fake data](#).
- Bharath Kandimalla, Shaurya Rohatgi, Jian Wu, and C Lee Giles. 2021. Large scale subject category classification of scholarly papers with deep attentive neural networks. *Frontiers in research metrics and analytics*, 5:600382.
- Geewook Kim, Teakgyu Hong, Moonbin Yim, JeongYeon Nam, Jinyoung Park, Jinyeong Yim, Wonseok Hwang, Sangdoo Yun, Dongyoon Han, and Seunghyun Park. 2022. [OCR-free document understanding transformer](#). In *Proceedings of the European Conference on Computer Vision (ECCV)*.
- Jayant Kumar and David Doermann. 2013. [Unsupervised classification of structurally similar document images](#). In *Proceedings of the 12th International Conference on Document Analysis and Recognition (ICDAR)*.
- Stefan Larson, Gordon Lim, Yutong Ai, David Kuang, and Kevin Leach. 2022. [Evaluating out-of-distribution performance on document image classifiers](#). In *Proceedings of the 36th Conference on Neural Information Processing Systems Track on Datasets and Benchmarks*.
- Stefan Larson, Anish Mahendran, Joseph J. Peper, Christopher Clarke, Andrew Lee, Parker Hill, Jonathan K. Kummerfeld, Kevin Leach, Michael A. Laurenzano, Lingjia Tang, and Jason Mars. 2019. [An evaluation dataset for intent classification and out-of-scope prediction](#). In *Proceedings of the 2019 Conference on Empirical Methods in Natural Language Processing and the 9th International Joint Conference on Natural Language Processing (EMNLP-IJCNLP)*.
- Junlong Li, Yiheng Xu, Tengchao Lv, Lei Cui, Cha Zhang, and Furu Wei. 2022. [DiT: Self-supervised pre-training for document image transformer](#). In *Proceedings of the 30th ACM International Conference on Multimedia*.
- Andre T. Nguyen, Edward Raff, and Aaron Sant-Miller. 2019. [Would a file by any other name seem as malicious?](#) In *Proceedings of the IEEE International Conference on Big Data*.

Hyunji Park, Yogarshi Vyas, and Kashif Shah. 2022. [Efficient classification of long documents using transformers](#). In *Proceedings of the 60th Annual Meeting of the Association for Computational Linguistics (Volume 2: Short Papers)*, pages 702–709, Dublin, Ireland. Association for Computational Linguistics.

Fabian Pedregosa, Gaël Varoquaux, Alexandre Gramfort, Vincent Michel, Bertrand Thirion, Olivier Grisel, Mathieu Blondel, Peter Prettenhofer, Ron Weiss, Vincent Dubourg, et al. 2011. [Scikit-learn: Machine learning in Python](#). *Journal of machine learning research*, 12(Oct):2825–2830.

Hai Pham, Guoxin Wang, Yijuan Lu, Dinei Florencio, and Cha Zhang. 2022. [Understanding long documents with different position-aware attentions](#). *arXiv preprint arXiv:2208.08201*.

Manuel Sánchez-Paniagua, Eduardo Fidalgo Fernández, Enrique Alegre, Wesam Al-Nabki, and Víctor González-Castro. 2022. [Phishing URL detection: A real-case scenario through login URLs](#). *IEEE Access*, 10:42949–42960.

Thomas Wolf, Lysandre Debut, Victor Sanh, Julien Chaumond, Clement Delangue, Anthony Moi, Pierric Cistac, Tim Rault, Rémi Louf, Morgan Funtowicz, Joe Davison, Sam Shleifer, Patrick von Platen, Clara Ma, Yacine Jernite, Julien Plu, Canwen Xu, Teven Le Scao, Sylvain Gugger, Mariama Drame, Quentin Lhoest, and Alexander M. Rush. 2020. [Transformers: State-of-the-art natural language processing](#). In *Proceedings of the 2020 Conference on Empirical Methods in Natural Language Processing: System Demonstrations*.

Yang Xu, Yiheng Xu, Tengchao Lv, Lei Cui, Furu Wei, Guoxin Wang, Yijuan Lu, Dinei Florencio, Cha Zhang, Wanxiang Che, Min Zhang, and Lidong Zhou. 2021. [LayoutLMv2: Multi-modal pre-training for visually-rich document understanding](#). In *Proceedings of the 59th Annual Meeting of the Association for Computational Linguistics and the 11th International Joint Conference on Natural Language Processing*.

Yiheng Xu, Minghao Li, Lei Cui, Shaohan Huang, Furu Wei, and Ming Zhou. 2020. [LayoutLM: Pre-training of text and layout for document image understanding](#). In *Proceedings of the 26th ACM SIGKDD International Conference on Knowledge Discovery & Data Mining*.

Category
specification
resume
restaurant_menu
price_list
press_release
policy
newsletter
meeting_minutes
map
letter
job_posting
guide
form
course_syllabus
bill_act_law

Table 9: Document categories used in the Web Search dataset.

## A Appendix

Table 9 lists the categories used in the Web Search dataset.

**Dataset Availability.** We provide both the Web Search and Common Crawl datasets, and the tokenizers in an anonymous Github repository: [https://github.com/frank7li/Document\\_Classification\\_using\\_File\\_Names](https://github.com/frank7li/Document_Classification_using_File_Names).