

Exploring Interdisciplinary Team Collaboration in Clinical NLP Projects Through the Lens of Activity Theory

BINGSHENG YAO, Northeastern University, USA

YAO DU, University of Southern California, USA

YUE FU, University of Washington, USA

XUHAI "ORSON" XU, Columbia University, USA

YANJUN GAO, University of Colorado, USA

HONG YU, University of Massachusetts Lowell, USA

DAKUO WANG*, Northeastern University, USA

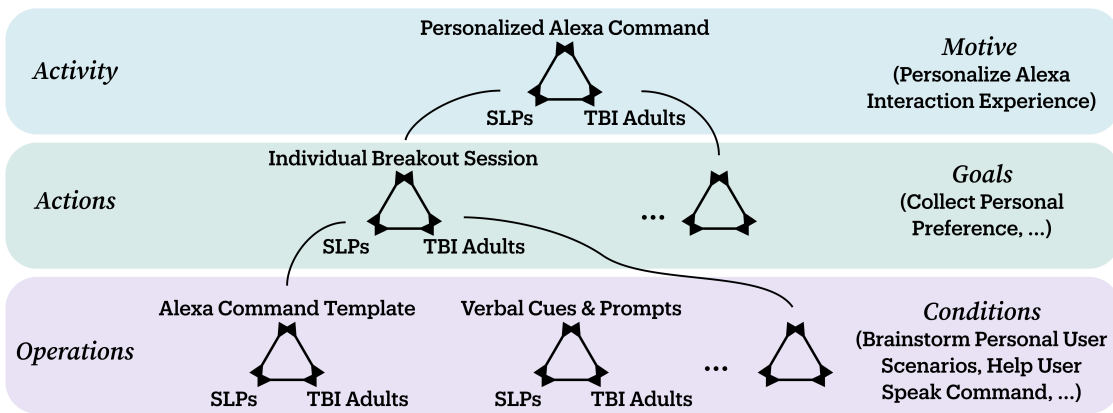


Fig. 1. The three-level hierarchy structure of "SLPs Craft Personalized Alexa Command for TBI Adults" activity.

Natural Language Processing (NLP) techniques have been increasingly integrated into clinical projects to advance clinical decision-making and improve patient outcomes. Such projects benefit from interdisciplinary team collaborations. This paper explores challenges and opportunities using two clinical NLP projects as case studies, where speech-language pathologists (SLPs) and NLP researchers jointly developed technology-based systems to improve clinical workflow. Through semi-structured interviews with five SLPs and four NLP researchers, we collected collaboration practices and challenges. Using Activity Theory as an analytical framework, we examined

*Corresponding author.

Authors' Contact Information: Bingsheng Yao, b.yao@northeastern.edu, Northeastern University, Boston, USA; Yao Du, yaodu@usc.edu, University of Southern California, Los Angeles, USA; Yue Fu, christfu@uw.edu, University of Washington, Seattle, USA; Xuhai "Orson" Xu, xx2489@columbia.edu, Columbia University, New York, USA; Yanjun Gao, yanjun.gao@cuanschutz.edu, University of Colorado, Aurora, USA; Hong Yu, hongyu@uml.edu, University of Massachusetts Lowell, Lowell, USA; Dakuo Wang, d.wang@northeastern.edu, Northeastern University, Boston, USA.

Permission to make digital or hard copies of all or part of this work for personal or classroom use is granted without fee provided that copies are not made or distributed for profit or commercial advantage and that copies bear this notice and the full citation on the first page. Copyrights for components of this work owned by others than the author(s) must be honored. Abstracting with credit is permitted. To copy otherwise, or republish, to post on servers or to redistribute to lists, requires prior specific permission and/or a fee. Request permissions from permissions@acm.org.

© 2018 Copyright held by the owner/author(s). Publication rights licensed to ACM.

Manuscript submitted to ACM

Manuscript submitted to ACM

1

collaborative activities, challenges, and strategies to bridge interdisciplinary gaps. Our findings revealed significant knowledge boundaries and terminological barriers between SLPs and NLP researchers when both groups relied on clinical data as boundary objects to facilitate collaboration, although this approach has limitations. We highlight the potential opportunities of AI technologies as knowledge brokers to overcome interdisciplinary collaboration challenges.

CCS Concepts: • **Human-centered computing** → **Human computer interaction (HCI)**.

Additional Key Words and Phrases: Activity Theory, Interdisciplinary Team Collaboration, Clinical NLP, Boundary Object

ACM Reference Format:

Bingsheng Yao, Yao Du, Yue Fu, Xuhai "Orson" Xu, Yanjun Gao, Hong Yu, and Dakuo Wang. 2018. Exploring Interdisciplinary Team Collaboration in Clinical NLP Projects Through the Lens of Activity Theory. In *Proceedings of Make sure to enter the correct conference title from your rights confirmation email (Conference acronym 'XX)*. ACM, New York, NY, USA, 25 pages. <https://doi.org/XXXXXXX.XXXXXXX>

1 Introduction

Recent advances in natural language processing (NLP) and large language models (LLMs) open up a broad avenue of interdisciplinary team collaboration opportunities, especially in the clinical and health domain. [17, 38, 40, 48, 81, 81]. Early clinical NLP projects focus mainly on the analysis of clinical information from electronic medical records (EMR) systems to support both administrative (e.g., documenting patient admission and organizational data) [33, 58, 61, 63] and clinical tasks (e.g., disease progression modeling, treatment effectiveness analytics) in hospital settings [17, 19, 34, 49]. Recent clinical NLP projects explore LLM usages beyond the hospital setting, such as supporting patient-provider communication [79, 82] and facilitating clinical decision making [40, 80] in the context of mobile and telehealth. Most of these clinical NLP projects require an interdisciplinary team with NLP researchers and clinical experts, and the outcome of such a clinical NLP project depends on the success of team collaboration.

However, such interdisciplinary team collaboration of a clinical NLP project is fraught with challenges. Some case studies have reported the **mismatch of costs and benefits of who documents and who uses clinical data** [8, 61, 70]. On one hand, clinicians are the ones who document valuable information during the clinical practice, and later they will use these data for clinical decision making and to improve patient outcome [38]. On the other hand, NLP researchers only focus on the use of clinical data to design, develop and evaluate language models in different text-based NLP tasks. They are not as knowledgeable about how the data were collected or understand how the NLP work they performed had a direct impact on patients. An additional challenge is that several empirical studies report the **huge interdisciplinary gap that separates the clinical and technical fields** [22, 67]. Clinical experts and NLP researchers receive different educational and training practices, which could result in communication breakdowns and misunderstandings as they bring different perspectives, terminologies, and priorities to the table [73]. Moreover, modern medicine and technology may evolve at different paces, such that NLP technologies development can be more rapid than new clinical implementation. Therefore, different fields may not be able to keep up with knowledge within and outside their domain, worsening the interdisciplinary gap. Yet, these are merely two challenges that have been reported in a scatter of individual case studies. In this work, we plan to conduct a more systematic analysis of the clinical NLP teams to identify the existing challenges and coping strategies that can be generalizable beyond a single case study.

The systematic exploration of interdisciplinary team collaboration is not new in the HCI or CSCW community [3, 7, 69]. For example, researchers have analyzed team collaborations in data science teams using Olsons' four-dimensional framework or the Broker framework [35, 53, 57, 77]. In the healthcare context, research has discussed team building

strategies [1], proposed a conceptual framework for the integration of Implementation Science [52], analyzed the dynamic nature of medical work [66]; and integrated human factors [4] in the design and development of tools to facilitate communication and collaboration [65]. Despite this fruitful research history, there is a **lack of systematic analysis** in the context of clinicians and NLP researchers collaborating in a clinical NLP project. Without systematic analysis, the research findings and analytical methodologies from the prior literature may or may not apply to future research on clinical NLP team collaboration.

To bridge the gap, this work conducts a systematic analysis of how clinicians and NLP researchers communicate and collaborate as an interdisciplinary team in two clinical NLP projects, leveraging **Activity Theory (AT)** as a generalizable analytical framework. AT [18, 26, 27] provides a holistic view of human activities and has been widely adopted in the context of healthcare [5, 29, 30, 32, 75]. Prior studies have used AT as an analytical framework to explore **boundary objects** in similar team collaboration scenarios, such as disaster management and system development [5, 30, 32, 75], illustrating that AT could be applicable to our analysis to examine how clinicians and NLP researchers collaborate in clinical NLP projects.

Boundary objects [71], which are entities that can be interpreted differently by social groups, in particular, facilitate communication and collaboration by bridging cognitive, methodological and epistemological gaps between disciplines [2, 9, 14, 15, 47, 78]. Closely related, **knowledge brokers** mediate collaboration by translating and bridging knowledge gaps across professional communities, fostering innovation and cross-boundary collaboration [12, 45, 50, 54, 59].

In this work, we explore the applicability of AT as an analytical framework to analyze hierarchical structures and networks of activities when clinicians and NLP researchers collaborate on clinical NLP projects. We focus on investigating interdisciplinary team collaboration by probing into the research practices of two clinical NLP projects, both between the speech-language pathology and the NLP domain. In particular, one project (**MERLS**) focuses on innovating access to early diagnostic screening of language delays in bilingual children, and the other project (**VAT**) aims to improve the independent use of voice assistive technology in older adults with cognitive-communication disorders. We conducted semi-structured interviews with **five** speech-language pathologists (SLPs) and **four** NLP researchers in both projects; we used AT as an analytical framework for qualitative analysis, following the practice of prior work [23, 53]. We investigated whether and to what extent AT can be applied to analyze clinical and technical practices, as well as collaborative activities conducted by both stakeholder groups. Our research questions include:

- Whether the Activity Theory framework is applicable in analyzing interdisciplinary team collaboration of clinical NLP projects?
- What challenges arise in the interdisciplinary collaboration between clinicians and NLP researchers, and what mediating strategies have been developed to address them?

To the best of our knowledge, this work pioneered leveraging the AT framework to analyze activities in clinical NLP research collaborations. This research contributes to developing a deeper understanding of how clinical data, as boundary objects, are recorded, documented, and transformed in interdisciplinary team collaboration between clinicians and NLP researchers. In addition, we acquire insights about the challenges of interdisciplinary team collaboration while working on clinical NLP projects, and provide practical recommendations regarding how future HCI and CSCW research can improve the effectiveness of these collaborations. Ultimately, our work aims to contribute to the broader discourse on understanding human activities during interdisciplinary research in relation to boundary objects, offering valuable lessons for the integration of AI technologies in specialized domains for human-human collaboration and human-AI collaboration.

2 Related Work

2.1 Interdisciplinary Team Collaboration in Clinical NLP Research

We observe a significant booming in interdisciplinary team collaboration between clinicians and NLP researchers to advance healthcare practices by integrating innovative technical advancement to address complex clinical challenges and difficulties. For instance, Schmidt *et al.* [69] examine the concept of interdisciplinarity and categorize different approaches to integrating knowledge across disciplines, from the coordination of disparate disciplines to proposing unified frameworks. Barry *et al.* [3] further examines the dynamics of interdisciplinary research by exploring the different logics or rationales that drive its practice. They argue that interdisciplinarity is shaped by various motivations, including the pursuit of practical problem-solving, intellectual curiosity, and institutional pressures. Similarly, Blackwell *et al.* [7] explores how interdisciplinary teams can drive radical innovation by effectively crossing knowledge boundaries. The key takeaway is that successful radical innovation often requires collaboration among diverse fields, which enables teams to integrate different types of expertise and perspectives.

A number of great scientific studies have been conducted, particularly in the context of healthcare. Agapie *et al.* [1] emphasizes the importance of collaboration among researchers in different fields to effectively address complex public health challenges. They discuss strategies to build interdisciplinary teams and overcome barriers to collaboration to ensure a meaningful impact. Lyon *et al.* [52] discusses the importance of integrating HCI with Implementation Science to enhance the adoption and impact of innovations in public health. The authors argue that this interdisciplinary team collaboration can address the challenges of translating innovative technologies into real-world public health practices and ensure that these innovations are effectively adopted, implemented, and sustained. It is critical to understand the diverse need of different clinical professionals to design information systems that accommodate the dynamic and heterogeneous nature of the clinical domain, rather than enforcing a one-size-fits-all solution [66]. In addition, Bednarik *et al.* [4] emphasizes the importance of integrating human factors in the design, development, and evaluation of surgical technologies. That is, successful surgical technologies require a holistic approach to consider the complexities of human factors and highlight the need for interdisciplinary team collaboration between surgeons, engineers, human-computer interaction specialists and other stakeholders to improve both technology and patient outcomes. This ideology is further supported by Mozgai *et al.* [55] that user-centered design can dissolve knowledge gaps in interdisciplinary team collaboration with AI-enabled tools. The use of workshops to facilitate interdisciplinary communication and collaboration has also demonstrated promising results by providing a structured yet flexible tool for idea generation, discussion, and decision-making [65].

2.2 Challenges in Interdisciplinary Team Collaboration

A longstanding challenge in interdisciplinary team collaboration is the management of knowledge boundaries that separate different expert fields, such as clinical and technical domains. Knowledge boundaries arise due to differences in education, professional training, terminology, and methodological approaches, which can lead to communication difficulties and misunderstandings.

Boundary objects [71] and knowledge brokers [45] play a critical role in facilitating communication and collaboration between knowledge boundaries. Specifically, boundary objects are defined as “plastic and robust” entities that can be interpreted differently by each group while maintaining a common structure sufficient to be recognized and used by all parties involved. This plastic characteristic of boundary objects allows them to adapt to local needs and constraints while being robust enough to maintain a common identity in different contexts [9]. Boundary objects are critically

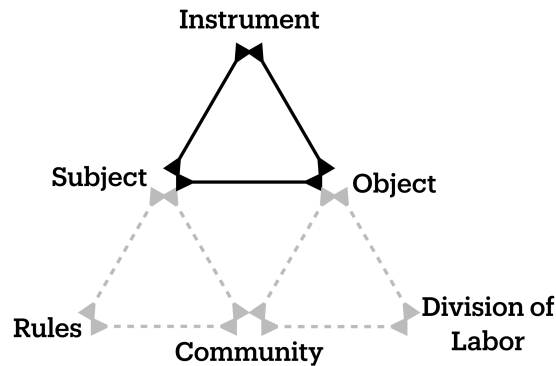


Fig. 2. Engeström’s Triangle of Activity Theory [28], also known as “Activity Triangle”. In this work, we primarily focus on the top triangle in the AT system, which constitutes the subject, object, instrument, and the relations in between.

valuable in interdisciplinary research because they can help bridge the cognitive, methodological, and epistemological gaps between disciplines [2, 47, 78]. For example, in large-scale interdisciplinary team collaborations, boundary objects like data models, frameworks, and tools provide a shared reference point that enables stakeholders with different expertise to work together effectively despite having distinct perspectives, domain-specific knowledge, and goals [2]. Knowledge brokers are closely related to boundary objects in terms of facilitating the exchange, translation, and application of knowledge between different professional communities [45, 50]. For instance, IT professionals often serve as knowledge brokers to facilitate knowledge sharing and integration across organizational boundaries through their technical expertise in organizational contexts [59]. In the context of science communication, knowledge brokers help ensure that scientific research effectively informs practice and decision making [54]. By enabling better communication, collaboration, and innovation, both boundary objects and knowledge brokers are essential for successful cross-boundary collaboration and innovation [12].

In clinical NLP, specifically, clinicians and NLP researchers come from distinct educational and training backgrounds, which results in disparate knowledge, skills, and terminologies that can lead to communication difficulties and misunderstandings. A critical factor that contributes to such communicative challenges is the different priorities of documentation and use of clinical data by clinicians and NLP researchers [8, 38, 70]. Clinicians typically use Electronic Medical Records (EMRs) and other non-EMR tools such as spreadsheets to construct a structured overview of patient data that supports convenient access, retrieval and analysis for better clinical decision-making and patient outcome [37, 41, 72, 74, 76]. Spreadsheets, for instance, are flexible and easily customizable, making them valuable tools for data entry, analysis, and sharing in various clinical and research settings [20, 37, 38, 64, 74]. Despite their prevalence, the role of non-EMR tools as boundary objects in clinical NLP research remains under-explored. Clinicians can use such tools to encode patient data and document their insights, where documented data can function as mediators in knowledge exchange and data representation between clinicians and NLP researchers. Carlile *et al.* [14, 15] emphasizes the role of boundary objects in facilitating knowledge sharing across different domains, highlighting the processes of transferring, translating and transforming knowledge to overcome communication barriers. Zhou *et al.* [84] explore how workarounds in Computerized Physician Order Entry (CPOE) systems act as boundary objects to bridge the gaps between different work practices and technologies in healthcare settings. Despite the fruitful study result reporting challenges in interdisciplinary team collaboration, there has not been enough work in the clinical scenario, particularly in collaboration with the NLP

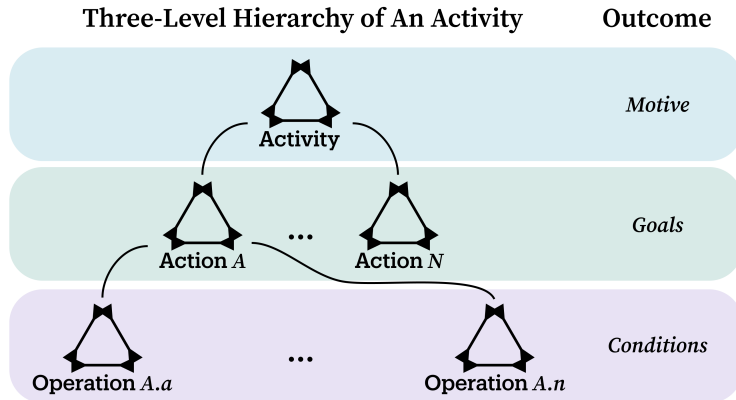


Fig. 3. The hierarchical structure of an individual activity, as proposed by Kaptelinin and Nardi [43].

domain, which could be attributed to the relatively new and rapid development of both expert fields in recent years. Thus, this work fills the gap by understanding how clinicians and NLP researchers perform and collaborate, as well as analyzing the needs and challenges of such interdisciplinary team collaborations.

2.3 Activity Theory as Analytical Frameworks in Exploring Interdisciplinary Team Collaboration

AT offers a comprehensive framework for understanding the complex interplay of human activities, tools, and social contexts in collaborative settings. Originally developed from the work of Vygotsky and later expanded by Engestrom, AT provides a lens through which interdisciplinary team collaborations can be analyzed by focusing on the dynamic and systemic relationships among subjects, objects, tools, and the community involved in a given activity triangle [18, 26, 27]. As shown in Figure 2, a typical activity triangle proposed by Engestrom [27] includes seven key elements that constitute a comprehensive view of an individual activity, including subject, object, instrument, rules, community, division of labor, and outcome. In particular, the triangle is based on the psychological notion of mediation as individual action, which focuses on the relationships and interactions between subject, object, and instrument, shown as the top triangle of the diagram. This top triangle represents the most critical elements in an activity triangle, where Engestrom [27] complements the diagram with the addition of the bottom three elements. In this work, as a result, we primarily analyze the activities with respect to the top triangle, unless specifically explained, where the analysis of the activity triangle extends. In addition, Kaptelinin and Nardi [43] presents a hierarchical structure of activity by decomposing an activity into higher granularities and aligning with different levels of psychological notions as the target outcome. As shown in Figure 3, the activities are decomposed into actions, where each action consists of a number of operations, and the system of activity, action and operation corresponds to the motivation, goals and conditions.

In the context of clinical NLP, where collaboration between NLP researchers and clinical experts is essential, AT has the potential to deconstruct the complexities of interdisciplinary work, identify contradictions and tensions in collaboration, and examine how boundary objects are used to negotiate meaning and facilitate knowledge transfer between NLP researchers and clinical experts [5, 16, 67, 83]. For instance, AT has been applied to analyze various collaborative efforts in healthcare, such as understanding the expertise development in medical teams [29], assessing communication breakdowns in disaster management [5], and evaluating the effectiveness of information leak detection

systems in clinical settings [75]. Despite boundary objects and knowledge brokers are recognized as crucial for bridge knowledge gaps and enhance interdisciplinary team collaboration [12, 45], there is still a need and a lack of systematic and in-depth analysis of how these artifacts function in specific research domains, such as clinical NLP. Understanding these dynamics can inform the development of tools and strategies to better support interdisciplinary teams to effectively collaborate and achieve shared objectives. We believe that AT provides a robust framework for analyzing interdisciplinary team collaboration in clinical NLP, particularly in probing the role of boundary objects in facilitating communication and knowledge exchange. By understanding the interactions between stakeholders and boundary objects within activity networks, researchers can develop more effective strategies to promote collaboration, drive innovation, and ultimately improve clinical outcomes.

3 Method

The study utilized a case-based interview methodology to examine two interdisciplinary research collaborations between the fields of speech-language pathology and NLP within the context of telehealth. These two projects came from the same principal investigator and were selected as case studies based on several rationales. First, both cases implemented an innovative service delivery of AI-supported telehealth in an attempt to solve a clinical challenge during traditional in-person service delivery. Specifically, the research goals require NLP researchers to help clinicians implement LLM and other AI tools to (1) automate multimodal clinical data analysis and (2) develop a clinical decision-making support system. In each telehealth research project, clinicians collected multimodal video, audio, and text data so that they can perform additional data analyzes that had not been previously investigated. For NLP researchers, the ability to work with multimodal clinical data from both children and adults also brings research novelty and challenges.

Both interdisciplinary research teams are affiliated with institutions in the United States, and utilized virtual collaboration via Zoom throughout the entire project period. This nature of work not only allows research teams to work with patient data collected remotely, but also to learn to collaborate with virtual interdisciplinary teams, which is a common collaboration style after the pandemic that has been investigated in CSCW [35, 44]. To ensure patient privacy, protected patient health information (e.g., name, age, diagnoses) is identified by the clinical team prior to collaboration. Each project has unique patient care needs and individual differences in clinical tasks that lead to different types of communication and collaborations with NLP researchers.

3.1 Two Clinical NLP Projects as Study Cases

3.1.1 MERLS (Mandarin-English Receptive Language Screener): Tele-assessment for Bilingual Children and Parents. Conventional child language assessment for bilingual children is a clinical challenge, due to a critical shortage of bilingual resources (e.g., assessment tests) and professionals (e.g., therapists and interpreters); as a result, it is difficult to accurately diagnose language delays and disorders, hindering equitable and inclusive care for bilingual children [25]. MERLS is a web-based bilingual telehealth assessment tool that 1) allows children to interact with a visual and audio information graphic user interface in two languages, and 2) enables parents to supervise automated language assessments at home. However, for clinicians to provide diagnostic screening evaluation via asynchronous telehealth, after receiving video recordings of parent-child interaction related to the assessment, intensive manual labor from clinicians is still required to transcribing and analyzing video data from telehealth sessions using MERLS. To overcome these barriers, the primary aim of this interdisciplinary team collaboration is to use AI to automate clinical data analysis to efficiently identify the challenges and needs of parent-child dyads when they interact with MERLS. Current collaboration between clinicians and NLP researchers has explored how AI technologies could help improve the

| Participant | Gender | Education | Expertise | Year of Experience (NLP/Clinical) | Project Affiliation |
|-------------|--------|-----------|----------------|--------------------------------------|---------------------|
| P1 | F | Master | Clinician | <1 year | VAT |
| P2 | F | Master | Clinician | <1 year | VAT |
| P3 | F | Master | Clinician | <1 year | VAT |
| P4 | F | Master | Clinician | 1-5 years | MERLS |
| P5 | F | Master | Clinician | 1-5 years | MERLS |
| P6 | M | Doctorate | NLP Researcher | 1-5 years | VAT |
| P7 | F | Doctorate | NLP Researcher | <1 year | MERLS |
| P8 | F | Doctorate | NLP Researcher | 1-5 years | MERLS |
| P9 | M | Bachelor | NLP Researcher | <1 year | MERLS |

Table 1. Demographic information of study participants.

workflow to prepare, conduct, and analyze these multimodal assessment data. The focus of the interviews in this case was to understand how clinician tools (e.g., spreadsheets), are used in the assessment data analysis process and how these tools could be improved to better support the needs of clinicians and researchers.

3.1.2 VAT (Voice Assistive Technology): Telehealth Training for Adults with Traumatic Brain Injury (TBI) and Dementia. Individuals with TBI and dementia receive cognitive-communication rehabilitation can use various assistive technology tools (e.g., Amazon Alexa) to improve their ability to perform instrumental daily activities of daily living (ADLs), such as medication management, meal preparation, follow reminders and appointments, and self-care and hygiene [24]. However, due to cognitive communication difficulties resulting from their TBI and dementia, these adults benefited from dedicated telehealth training from clinicians to learn Alexa commands via synchronous telehealth in group therapy, along with customized assessments and homework, consisting of home exercises of Alexa commands based on each patient’s personal needs and preferences. The primary aim of this interdisciplinary team collaboration is to explore how AI can support the efficiency of this telehealth training for clinicians and streamline the customization of Alexa commands for patients with TBI and dementia. The interviews in this project in this case sought to uncover the specific challenges and needs encountered by both clinicians and NLP researchers, with a focus on how spreadsheets and other tools are utilized in their collaboration.

3.2 Participants Recruitment and Demographics

To gain comprehensive insights into the interdisciplinary team collaborations between clinicians and NLP researchers for the two projects, we employed a convenience sampling strategy to recruit participants directly involved in both MERLS and VAT projects. A total of 12 participants were recruited and nine participants participated in the interview, comprising two clinicians and three NLP researchers from the MERLS project, and three clinicians and one NLP researcher from the VAT project (see Table 1 for details). Participants were selected based on their active involvement in the projects and their experience working at the intersection of clinical practice and NLP technology development. The clinicians involved in these projects were primarily speech-language pathologists (SLPs) who had at least a master’s degree, the level of education required to provide clinical care independently. The NLP researchers had diverse educational backgrounds, ranging from bachelor’s to doctoral degrees reflecting the diverse range of educational and experience levels within the NLP teams.

3.3 Interview Development & Data Collection

Given the complicated nature of interdisciplinary research that involves both independent and collaborative work across diverse fields, we employed the AT framework to develop interview questions. AT provides a comprehensive perspective on human activities by examining the interplay between individuals, tools, and social contexts [18, 26, 27], and has been applied in various contexts, including disaster management [5], health information leak detection and mitigation [75], drug reaction reporting systems [30], and the design of clinical documentation tools [32]. In this study, the use of the AT framework helps deconstruct the complexities inherent in interdisciplinary team collaborations between clinical and NLP teams, highlights contradictions and tensions within project workflows, and ultimately offers insight into best practices to foster collaboration, learning, and innovation. Drawing on prior work, the interview protocol (see supplementary material) was designed to capture the dynamics of research activities among clinicians and NLP researchers, their experiences with clinical and NLP-related tools, and the challenges they face in collaboration and communication during interdisciplinary projects. To ensure relevance and specificity, interview questions were tailored to the unique roles and experiences of each professional group. Interview questions for clinicians, questions focused on experiences in clinical data collection and documentation using non-EMR tools (e.g., spreadsheets), their interpretations and applications of such tools, their communication of patient information through these tools to NLP researchers, and the needs and challenges during clinical practice. For NLP researchers, the interview questions explored their understanding of clinical objectives, interpretations of clinical data provided through these tools, and needs and challenges during the collaborative research process.

To gather interview data, all nine clinicians and NLP researchers from the two projects completed an electronic consent form for demographic information through a Qualtrics survey. The interviews lasted between 45 and 60 minutes and were recorded via Zoom with participant consent. In addition to answering interview questions, participants were also encouraged to refer to their data by giving descriptive examples of their clinical or technical work via the screen-sharing feature on Zoom. This approach facilitated better recall and explanation of specific clinical or technical activities accomplished via tools, such as their spreadsheets. This study was approved by the Institutional Review Board of affiliated institutions of researchers involved in this human subject research.

3.4 Data Analysis

All interviews were transcribed and independently coded by two researchers using inductive coding [68] and thematic analysis [10, 11]. Codes were grouped into themes using key constructs from the AT framework, reflecting clinical and technical research experiences, and the needs and challenges of participants during interdisciplinary team collaborations. The themes were reviewed and refined iteratively to ensure that they accurately represented the data. The final themes were interpreted in the context of the study's research questions, with particular attention paid to the role of spreadsheets as boundary objects and their potential to facilitate or hinder interdisciplinary team collaboration. Discrepancies between coders were discussed and resolved by consensus through a codebook (see supplementary materials). In addition to the thematic analysis of interviews, using a deductive approach [68] based on the AT framework in the healthcare context [5, 29, 30, 32, 75], we further examined key activity networks that emerged from the thematic analysis as individual units of analysis. To visualize elements of the activity triangle – such as subjects, objects, and tools – we created detailed illustrations to unpack the relationship between participants and their diverse approaches to patient data during interdisciplinary team collaboration for both projects. This approach also enabled us to analyze the strategies

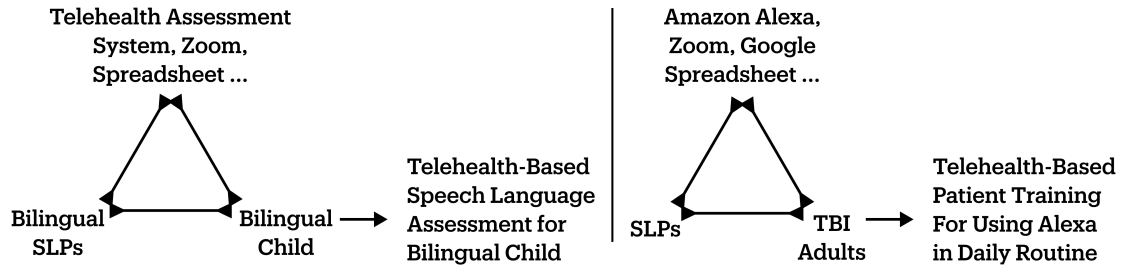


Fig. 4. Central activities for both MERLS and VAT project with respect to the Activity Triangle. The activity triangle on the left is for MERLS project and the activity triangle on the right is for VAT project.

and solutions that participants employed to communicate and collaborate with each other, providing insight on the complex dynamics of interdisciplinary collaborations within and between the clinical and NLP teams.

4 Findings

Based on the thematic analysis, we first identify that the AT triangle is able to represent activities conducted by clinicians and NLP researchers that appear in both clinical NLP projects. In addition, we find a seamless alignment of the activities conducted by both groups of stakeholders with the hierarchical structure of the activities, as proposed by Kaptelinin and Nardi [43]. The hierarchical structure of activity allows us to derive clear distinctions between activities of different objects. Specifically, both clinicians and NLP researchers perform two categories of activities: domain-specific activities, including “patient-oriented” activities for clinicians and “technology-oriented” tasks for NLP researchers; and “data-oriented” activities in which both groups of stakeholders interact with clinical data from different perspectives and for different purposes. In addition to analyzing individual activities, we derive an activity network that naturally connects activities in clinical NLP projects. The activity network forms a closed loop between the central activities conducted by NLP researchers and clinicians in the interdisciplinary team collaboration, in which the clinical data are a critically shared entity between different domain experts.

A critical theme emerging in interdisciplinary team collaboration is the distinct presence of knowledge boundaries and terminological barriers in collaborative activities, which hinder effective communication and collaboration between clinicians and NLP researchers. The use of boundary objects, such as clinical data in spreadsheets, serves as a tool to facilitate communication, helping both clinicians and NLP researchers align their understanding of clinical data and its technical requirements. In addition, knowledge brokers, individuals with knowledge in both domains, play a crucial role in mediating these collaborations.

4.1 Activities in Clinical NLP Projects With Respect to the AT Triangle and Hierarchical Structure

Clinicians and NLP researchers in both interdisciplinary team collaborations generally have clear overarching outcomes of clinical practices of the central activity in each project. For the central activity of each project, the clinicians serve as the primary subjects, and the designated patient population represents the objectives of both activities, as shown in Figure 4. Specifically, in the MERLS project, the central activity of clinicians, which are bilingual SLPs who speak English and Mandarin, aims to provide bilingual speech language assessments in telehealth settings for children who speak English and Mandarin. Clinicians primarily leverage telehealth assessment systems to conduct the assessment.

The central activity of the VAT project, on the other hand, aims to improve the independent use of VAT (Amazon Alexa) among adults with cognitive communication disorders through telehealth-based patient training sessions. The clinicians in both projects leverage Zoom for remote interaction with the patients and spreadsheets for clinical data documentation.

However, it is difficult to comprehensively understand how clinicians will plan and behave to achieve their ultimate goal simply by looking at the central activity, for instance, what the more specific and executable targets are. Whether other people are involved in this activity (Community in the AT triangle) and how they distribute the tasks (Division of Labor in the AT triangle) are not explicitly defined in the central activity. In fact, clinicians perform a series of activities that interact with patients directly or through the use of instruments. For these activities, we are able to derive a hierarchical activity structure for each clinical activity, in alignment with the hierarchical structure proposed by Kaptelinin and Nardi [43].

In particular, each activity focuses on one clinical motive from a high-level perspective, for instance, a particular clinical inquiry or challenge. We can further decompose the activity into several *actions*, and the expected outcome of each action is denoted as a *goal*. Actions generally represent clinical strategies aimed at addressing the challenges encountered by clinicians. Compared to the activity, the actions are more specific in terms of detailing the instruments, community, and division of labor involved. Still, actions generally lack step-by-step interactions that present how each clinical inquiry and challenge can be addressed.

As a result, we further decompose actions into atom-level clinical *operations*, where these operations represent executable interactions between clinicians and patients. Each operation aims to fulfill a specific clinical *condition*, and the successful execution of all operations in one action will inform the successful achievement of the corresponding goal. Due to the high uncertainty and complexity nature of clinical settings, some operations and conditions cannot be planned in advance; therefore, clinicians must adapt based on patient responses and unforeseen circumstances.

For instance, clinicians (P1, P2, P3) in the VAT project report that they want to achieve a more personalized training outcome in the latest cohort of clinical training sessions because every patient differs in their health conditions, living styles and preferences. This specified clinical inquiry represents a particular activity in which clinicians deploy different strategies to facilitate clinical inquiry. At the beginning of the group training session, for example, clinicians conduct individual discussion sessions in online breakout meeting rooms. In each individual training session, they asked participants to think about their personal inquiries and interests that are related to that weekly topic.

“for example, week one’s topic was on like scheduling reminders and events. So we asked the participants, oh, can you think of like 10 different user scenarios to complete the sentence, like, I want to set a reminder for [blank]. So it was a good way for us to know what they were interested in also, and then better personalize the training.” {P3}

Clinicians also mentioned that if patients fail to wake up Alexa correctly with the command, clinicians will need to use different cues and prompts to guide patients to success. Such unforeseen situations require clinicians to adapt to the constantly changing circumstances during clinical practices. We visualize the contextualization of clinical activities with the hierarchical activity structure in Figure 1, where we provide a specific instance of each entity for a more straightforward demonstration, by taking the instance provided by P3 above.

According to Nardi [56], “The main thing that distinguishes one activity from another, however, is the difference of their objects.” Kaptelinin and Nardi [43] also stated that a critical aspect of the hierarchical activity structure is that all activities in this structure share the same object. Following these prior work, our thematic analysis not only generates

themes that are aligned with the hierarchical activity structure, but also identify two hierarchies of activities conducted by the clinicians in both clinical NLP projects.

One hierarchy of activities includes all interactions between clinicians and patients; thus, the activity objects are the designated patient population, namely “**patient-oriented activities**.” The other group, on the other hand, represents the clinical data documentation activities conducted by clinicians in parallel to clinical interactions with patients, where the objects are clinical data, namely “**data-oriented activities**.” The distinction between “patient-oriented” and “data-oriented” activities further refines our understanding of clinical practices.

4.2 Clinicians’ Clinical Activities in Interdisciplinary Team Collaboration

4.2.1 Clinicians’ Patient-Oriented Activities in Clinical Settings. Patient-oriented activities focus on direct interactions between clinicians and patients. These activities are central to achieving the overall clinical outcomes in both the MERLS and VAT projects. The VAT project’s patient-oriented activities, for instance, are structured around training sessions where clinicians guide patients in using voice assistants. By viewing “conducting the training session” as a unique activity in the VAT project, we can derive a similar three-level hierarchy as shown in Figure 1. This activity involves multiple actions, such as teaching patients to formulate clear commands and respond to voice assistant feedback:

“offering any therapeutic intervention to get them to increase the clarity of their speech, to produce the commands So integrating therapy approaches such as like verbally prompting them, providing visuals to maybe slow down their speech and help them articulate some of the words, like, you know, Alexa, to get them to say the command where Alexa can pick it up” {P1}

Further, clinicians provide interventions during the session if patients cannot successfully talk to Alexa with the designated command by providing visual, verbal, or behavioral cues, where all these detailed interactions serve as the operations for the action of “SLPs teach patient to formulate clear commands.” We can observe that the activity shown in Figure 1 shares the same aforementioned operations, demonstrating that actions and operations are shareable between activities.

4.2.2 Clinicians’ Data-Oriented Activities in Clinical Settings. Data-oriented activities conducted by clinicians involve the documentation of various clinical data, a critical aspect of clinical work that supports both patient care and interdisciplinary team collaboration. Without established EMR tools, clinicians in both projects must determine how to best collect and organize data manually. Clinicians report two critical data-oriented activities during clinical practice, one is for data collection and the other for data analysis.

For data collection, all clinicians from the two projects collected video data that come with audio extraction. The fundamental motive of data collection activity is to create a comprehensive and accurate record of the patient’s interaction in the transcript, document, and track the progress of the intervention through clinical notes and conduct analysis to understand the objectives of clinical research. In the VAT project, because clinicians are highly concentrated on patient interactions, they cannot record all data during clinical practice and may not capture some patient-reported signals in real time. Note taking serves as a “*concise and direct*” supplementary material, as described by P2, to reflect the progress of patients and clinical interactions, so that clinicians can retrospectively examine their interactions with patients. Furthermore, in the context of telehealth, video recordings are of significant importance for clinicians because they can capture all verbal and nonverbal behaviors provided by patients, and clinicians can calmly and carefully analyze the data after they complete the interaction with patients:

“if in case during that session, maybe you missed. If you didn’t hear the participant well, or something, you could always go back to it and see if you didn’t [capture it].” {P3}

For data analysis, clinicians perform data organization activities to transform these raw data into dedicated formats that are suitable for further analysis. Clinicians in both projects leverage cloud-based spreadsheets (e.g., Google Sheets) for the data organization process. Spreadsheets allow clinicians to design a dedicated structural view of the target data format, and the cloud-based feature allows clinicians to collaboratively work on the same spreadsheet. Such collaboration happens in two different ways: In the VAT project, multiple clinicians conduct the training session for different patients at the same time, so they can type notes on the same document but in different tabs at the same time. In the MERLS project, two clinicians with different levels of language proficiency in English and Mandarin had to work asynchronously or synchronously on the same spreadsheet to complete all transcription tasks for Mandarin and English data. When analyzing specific examples of parent-child dyadic interactions during video coding, P5 further discussed the iterative process of analysis: *“We had a code book that...we just redefined it, color-coded it. We used Microsoft Excel spreadsheet to really to do all the coding. There are different codes on there.”* This process of clinical data analysis and organization using the spreadsheet to refine, highlight, display and organize different coding schemes is another example of data-oriented activity. After data analysis, clinicians in both projects analyze organized clinical data for different clinical goals. For instance, clinicians P4 in the MERLS project analyze whether parents interfere with children’s assessment, such that *“if the parents try to answer the the child’s question on the test, it might give some hints for the child to make the selection”*; in the VAT project, clinicians inspect the progress of patients in sessions and the effectiveness of clinicians’ interventions.

In summary, while analyzing the data-oriented activities with respect to the AT framework, we discover that these activities are interrelated, that is, the data collection activity delivers the clinical data as the instrument for the data organization activity. Similarly, data organization activity produces clinical data organized in spreadsheets to serve as an instrument for data analysis activities. This interrelation between activities is also consistent with the concept of **Activity Network** proposed by Engeström [28], that each component of the central activity can be expanded iteratively with prerequisite activities. Taking the aforementioned example of clinicians’ data-oriented activities, we derive the corresponding activity network in Figure 5.

4.3 NLP Researchers’ Technical Activities in NLP Settings

The activities of NLP researchers also follow the hierarchical structure of the activities and, similarly to the activities of clinicians, can be divided into data-oriented and model-oriented activities. Data-oriented activities focus on working with data provided by clinicians, and preparing such data to be ready to use by the NLP models (denoted as model-ready data, hereinafter). NLP researchers aim to prepare the clinical data for technical development, such as to develop and evaluate different technical solutions to solve the different automation needs of clinicians. An obvious difference between the hierarchical activity structure of clinicians and NLP researchers lies within the object of the activities, where NLP activities do not comprise humans in the object of the activities; instead, they focus on the data content and the data representation.

4.3.1 NLP Researchers’ Data-Oriented Activities in the NLP Setting. Since clinical data documentation is not dedicated to a specific task for which a language model can be directly trained, NLP researchers’ data-oriented activities included defining the task of language models and understanding the definition of each information in the documented data provided by clinicians. During the process of working with the same data spreadsheets, clinicians and NLP researchers

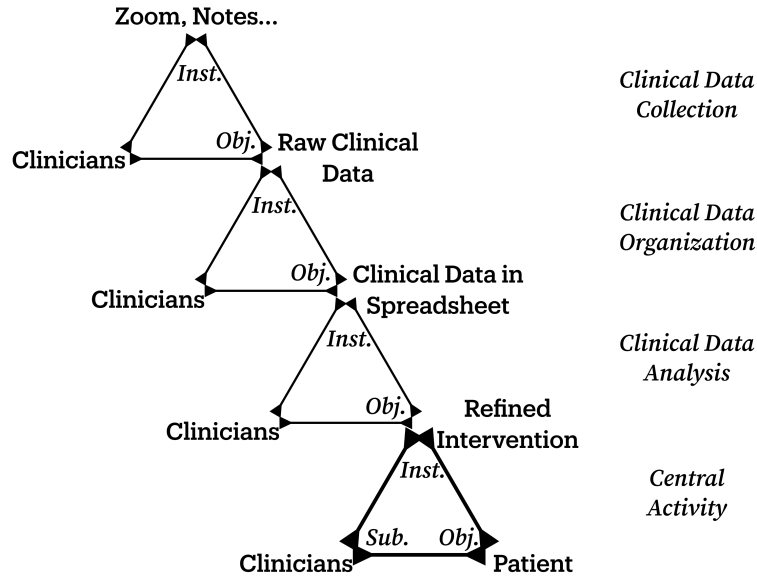


Fig. 5. The central activity of “*Clinicians Conduct Refined Intervention With the Patients*”. The instrument of central activity can be expanded with a chain of activities. For each pair of connected activity triangle, the object of activity triangle on the top also serve as the instrument of activity triangle on the bottom.

may work with the same set of data at different levels of granularity and therefore need to communicate and solve any potential misunderstandings due to interdisciplinary gaps. P8 (an NLP researcher and also linguist expert) mentioned that as an audio NLP researcher, she also considers prosodic features of audio data where as clinicians “*they more care about the sentence level*”.

In addition to understanding the information presented in the documented clinical data, NLP researchers in both MERLS and VAT projects also have specifically defined requirements for model-ready data. This process includes understanding the clinical data’s content and transforming it into formats which could be easily read and further processed by programming languages (e.g., python) and data process libraries for those programming languages. Both P6 and P7 stated that they tend to write their own code scripts to automatically process clinical data in a spreadsheet for data cleaning purposes, but P6 also mentioned that the spreadsheet might cause additional complexity during the data cleaning process:

“I think if those data can be stored in CSV or JSON file, that will be more helpful... ..because we can read the data directly from those, for example, from JSON or CSV by programming. But it’s hard for us to read the data directly from the spreadsheet.” {P6}

Similarly, P8, an NLP researcher with expertise in audio analysis, would need the clinical data to be transformed into a different format for their analysis, that is, *txt* files of transcriptions with timestamps:

“as a linguist who study this phonology ..., we would use, or we need to extract these fanatical features ... We need the files with Timestamps for different tiers annotation.” {P8}

4.3.2 *NLP researchers' Model-Oriented Activities in the NLP Setting.* Model-oriented activities focus on developing and evaluating NLP models using the prepared data. The expected outcome of model development for the interdisciplinary team collaboration lies within the central activity of the clinical NLP project, which is “to see how cutting edge technology in NLP can help pinpoint in clinician procedures”, as suggested by P7. In addition, NLP researchers may also come up with additional research interest, such as benchmarking the performance of existing State-of-the-Art models, which could open up a broad avenue of NLP research in terms of improving models' performance in specified clinical domains:

“...to know the limits of the large language models. And I think more to know their limitations exactly, to know what they cannot do is much more important than knowing what they currently done in many proven fields and in clinician field ...” {P7}

For instance, if the NLP task is to benchmark different technical solutions and find the best-performing models, NLP researchers need to conduct further performance evaluations using different metrics. Nevertheless, how to decide on appropriate evaluation metrics based on reasonable clinical outcomes may depend on shared agreement between clinical and NLP researchers. The success of achieving the expected outcome of the model-oriented activities is heavily conditioned on iterative knowledge exchange of sensemaking between clinical data and understanding of technological affordances of NLP models during interdisciplinary team collaboration. This collaborative process ensures that clinicians not only correctly understand the technical innovations developed by NLP researchers, but also trust that NLP solutions actually improve the existing pain point in their clinical workflow.

4.4 Challenges and Needs in Interdisciplinary Team Collaboration and Communication

Interdisciplinary team collaboration in clinical NLP projects, such as the MERLS and VAT projects examined in this study, involves a complex interplay of expertise, perspectives, and objectives between clinicians and NLP researchers. Despite the potential benefits of integrating NLP technologies into clinical settings, the collaboration process is often hampered by several significant challenges. These challenges, primarily centered on knowledge boundaries and terminological barriers, hinder effective communication and collaboration.

4.4.1 *Bridging the Knowledge Boundaries to Facilitate Interdisciplinary Team Collaboration.* One of the primary challenges in the interdisciplinary team collaboration between clinicians and NLP researchers is the knowledge boundaries that stem from their distinct professional backgrounds and expertise. Clinicians typically possess extensive knowledge and experience in patient care, clinical decision-making, and understanding of the complexities involved in clinical data documentation. In contrast, NLP researchers bring technical expertise in data processing, model development, and algorithmic analysis, but often lack a deep understanding of clinical practices.

In the MERLS and VAT projects, these knowledge boundaries appear prominently in data-oriented activities where both clinicians and NLP researchers had to work closely with clinical data. While clinicians are responsible for collecting and documenting patient data based on clinical needs and practices, NLP researchers are tasked with transforming such data into formats suitable for model training and analysis. This transformation requires NLP researchers to have a comprehensive understanding of how clinical data is collected, what it represents, and the context in which it was collected and organized. It is critical for NLP researchers to understand the intricacies of clinical data:

“the most challenging is in the communication part. I need to understand their data, format their motivation, and they will explain it in the perspective of the clinicians, but I will understand it in the perspective of an NLP expert. So this may have a gap between the clinicians and me.” {P6}

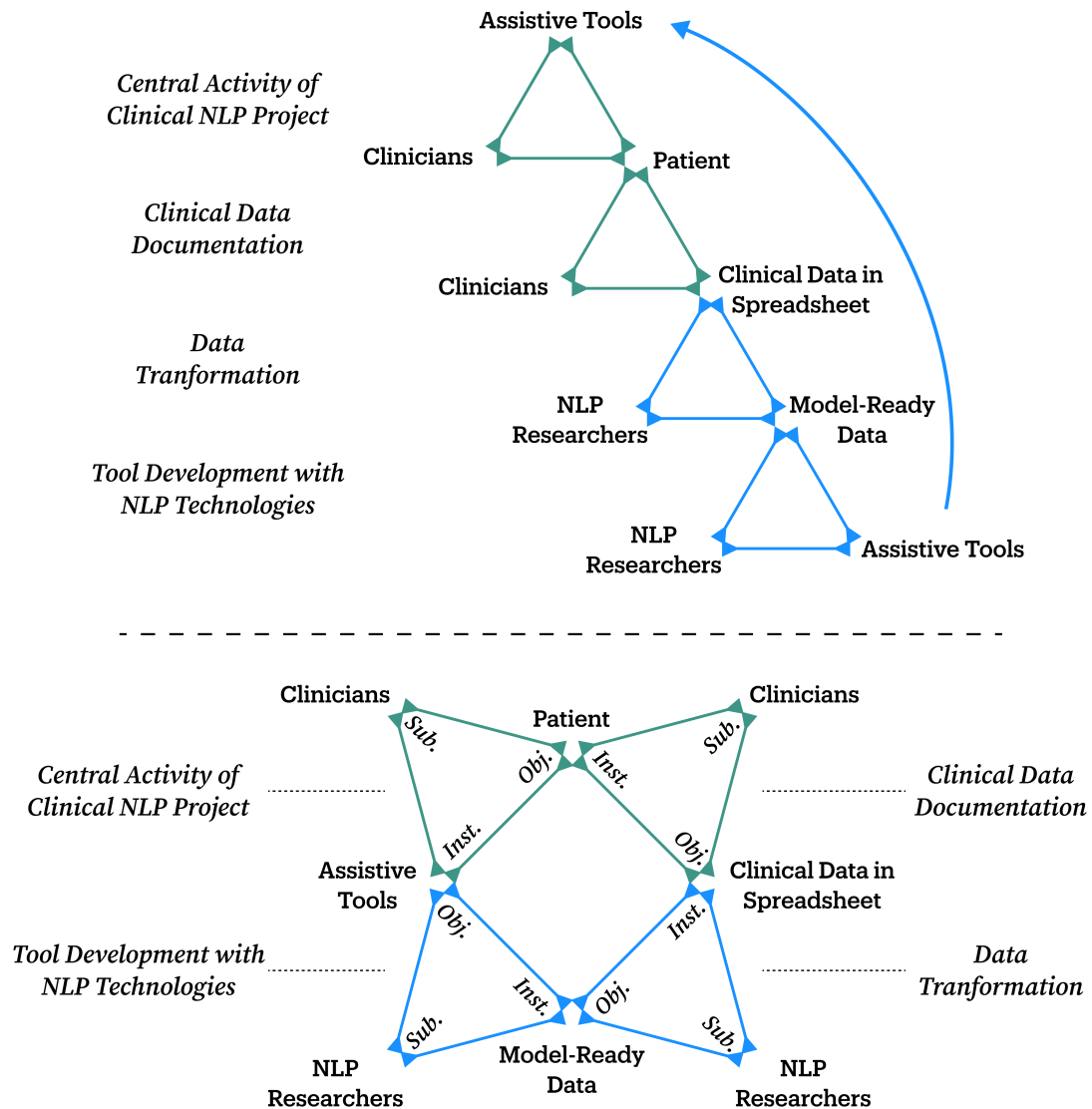


Fig. 6. The activity network of the interdisciplinary team collaboration in both Cclinical NLP projects. The top diagram presents a chain-view of the network, from which we derive the connected square-view of the network shown at the bottom.

Figure 6 illustrates an activity network of high-level activities conducted by clinicians and NLP researchers in clinical NLP projects. The final outcome of the interdisciplinary team collaboration of both projects aims to develop technology-based assistive tools that can support clinical practice of interactions between clinicians and patients.

Although NLP researchers have access to clinical data documented by clinicians, these data do not convey clinical knowledge with respect to how clinicians interact with patients, what the clinical setting of such patient-oriented interactions is, and what challenges clinicians encounter. Lack of understanding of important details in clinical practices

can prevent NLP researchers from generating an accurate picture of the clinical setting and can lead to the risk that NLP researchers may develop a model and system that cannot support the clinical needs of clinicians. Since NLP researchers do not have access and are usually not qualified to directly interact with patients or even observe clinical practices conducted by clinicians, they rely heavily on the data provided by clinicians and the opportunities to communicate with clinicians to ensure they shape a correct understanding of the clinical setting. In fact, the clinicians of the VAT project pointed out that the NLP researchers would not have the opportunity to directly interact with patients, especially *“the subjective part is hard to understand when you are not present in during the session”* {P2}.

To bridge this knowledge boundary, there needs to be a collaborative effort to foster mutual understanding and knowledge sharing between clinicians and NLP researchers. This could involve joint training sessions, shadowing opportunities where NLP researchers observe clinical practices, or collaborative workshops focused on data interpretation and the specific needs of clinical settings.

4.4.2 Bridging the Terminological Barriers to Facilitate Interdisciplinary Communication. Aside from the differences in educational and professional backgrounds, as well as the domain-specific knowledge of clinicians and NLP researchers mentioned earlier, another significant barrier to effective collaboration is the terminological barriers between clinicians and NLP researchers. Both groups use specialized terminologies that are well-understood within their fields but can be confusing or unintelligible to those outside of their domain. This terminological barrier can lead to misunderstandings, miscommunications, and frustration during collaborative efforts.

Specifically, clinicians have a set of professional terminology and jargon to describe their clinical behaviors, diagnoses, and interventions. Such vocabulary is learned and mastered by all medical professionals during their education, allowing clinicians to understand each other without ambiguity when communicating among themselves. For example, terms such as “articulate movements” and “verbal prompting” have specific meanings in clinical contexts that may not be immediately clear to NLP researchers. Similarly, NLP researchers use a different set of technical terminologies that are mastered and accurately understood only by those within their field.

In interdisciplinary research projects, the use of different vocabularies can lead to significant communication difficulties and inconvenience in understanding each other’s meanings. As clinicians (P1, P2) pointed out, they realize that the terminology used by NLP researchers is entirely different from that used by clinicians:

“I guess we had a little miscommunication, but I guess that was the only time when we were probably using different kind of terminology. Or, I don’t know if it was something to do with, probably the terminology that we didn’t understand” {P2}

More importantly, the entire knowledge frameworks of both professionals are built upon their respective vocabularies. Therefore, when clinicians fail to accurately understand certain technical terms used by developers and seek further explanation, the explanations provided still rely on the specialized terminologies of developers, further exacerbating the difficulty of understanding each other. Specifically, clinicians and NLP researchers might fall into the following vicious cycle: one party does not fully understand some terms used by the other and seeks further clarification; however, the clarification may inadvertently involve more specialized jargon, creating additional concepts that are difficult for both sides to comprehend. In such communication scenarios, it is easy for either side to experience severe frustration due to the prolonged inability to understand what the other party is expressing or the countless attempts to explain their points only to be misunderstood repeatedly, potentially leading to negative emotions and disputes.

In the two interdisciplinary team collaboration that we examined, both clinicians and NLP researchers mentioned the methods they used to try to overcome communication difficulties caused by terminological barriers. One effective

approach has been through the use of boundary objects – tools or documents that both parties can use and interpret clinical data within their respective contexts. In addition, having knowledge brokers – individuals who are familiar with both clinical and NLP terminologies – can help translate concepts and terms between the two groups. Both strategies are further analyzed below.

4.5 Boundary Objects and Knowledge Brokers in Interdisciplinary Team Collaboration and Communication

In our interdisciplinary research projects, both clinicians and NLP researchers mentioned using the same object to help people from different fields understand their thoughts and goals, which are data samples. To help clinicians understand what kind of data is needed and how these converted data will be used to train models, NLP researchers provide sample data in the format they expect the model to use directly:

“I will complete some part of the data first, and I will send them a sample, and they may complete the remain data by following the sample I provided.” {P6}

Although clinicians may not have the same professional understanding of data and technology as NLP researchers, clinicians can infer and understand the type of data needed and the kind of technical development that will be conducted based on their understanding of clinical data. On the other hand, clinicians also attempt to explain and describe their clinical specifications by presenting documented clinical data, primarily in spreadsheet, to NLP researchers, such that *“We want to show them how the participants say these commands, because it can vary”*, as stated by P1.

As for the concept of knowledge brokering, it requires a clear understanding of the barriers in each professional field so that these barriers can be effectively broken down to help people from two different fields communicate and understand each other more effectively. Individuals with such bilingual abilities are extremely rare. P6 mentioned that his advisor helped him translate clinical source data into NLP tasks that P6 can understand and execute.

These mentors not only master the vocabulary required in their own field, but also have a significant grasp of clinical terms, potentially benefited from prior interdisciplinary team collaborations. This bilingual skill enables them to act as mediators, helping developers unfamiliar with clinical terminology understand these terms and clinical behaviors, thus improving their technical development and subsequent experiments. The scarcity of such individuals prompts us to explore whether future AI technologies could serve as effective knowledge brokers.

5 Discussions

Our work identified various communication and collaboration difficulties, which align with findings from previous research that demonstrate the effectiveness of boundary objects in overcoming challenges in interdisciplinary work [5]. AT enables us to systematically investigate and analyze how each participant conducts independent and collaborative activities in the interdisciplinary team collaborations, in particular with a hierarchical structure of an individual activity and the activity network of multiple activities.

5.1 Addressing Knowledge Boundaries and Terminological Barriers: Best Practices for Future Interdisciplinary Teams

In order to improve interdisciplinary collaboration between clinical and NLP experts, it is important to develop a set of non-technical best practices without clinical jargon that focus on addressing the knowledge boundaries and terminological barriers across different domains. While boundary objects like clinical data are useful for bridging

knowledge boundaries, their limitations are evident, particularly when terminological barriers arise. Our findings emphasize the need for strategies that go beyond merely sharing data and explore more proactive and structured ways to foster mutual understanding between disciplines.

5.1.1 Bridging Knowledge Boundaries with Shared Understanding. Knowledge boundaries emerge when experts in one domain require tools or information from another domain, or when actions in one field depend on prerequisites from another. For instance, NLP researchers depend heavily on clinical data to develop models, but often lack a contextual understanding of clinical practices. This discrepancy can create delays and misalignments in project goals. On the contrary, while clinicians are interested in collaborating with NLP researchers and are willing to communicate with NLP researchers to clarify questions related to clinical data, they still heavily rely on “clinical jargon” that potentially hinders interdisciplinary team collaboration.

One best practice for future teams is to establish shared learning opportunities early in the collaboration. Regular knowledge exchange sessions, where clinical and technical experts offer domain-specific training or workshops, can help build foundational cross-disciplinary understanding. This practice aligns with previous studies that emphasize the importance of creating shared knowledge spaces to facilitate understanding across fields [46]. Moreover, interdisciplinary teams should encourage mutual knowledge transfer throughout the project life cycle, allowing both parties to continually refine their understanding of the other’s domain.

5.1.2 Tackling Terminological Barriers through Deliberate Communication. Terminological barriers are another critical challenge, as each domain operates with its own specialized terminology, which, though functional within the domain, can create confusion when used in interdisciplinary contexts. Friman [31] claim that the language used in interdisciplinary team collaborations often constructs and reinforces these boundaries, making it critical to explicitly address terminological differences. For example, in clinical NLP, the term “model” has significantly different meanings. In NLP, it refers to a statistical algorithm used for data prediction, while in the clinical domain, it may represent a theoretical framework for assessment or intervention, or simply “to demonstrate how to produce a word/sentence” in the context of speech-language therapy.

To address this, we recommend that future interdisciplinary teams adopt a deliberate communication strategy that includes the co-creation of a shared vocabulary glossary. By developing a glossary of key terms and their meanings in both fields, teams can reduce confusion and align definitions from the start. This strategy should be dynamic, allowing team members to continually update the glossary as new terms or concepts emerge. Previous work in interdisciplinary teams has shown that such practices can significantly reduce misunderstandings and increase collaboration efficiency [42]. Doing so will significantly benefit the two project teams in this study, with effective communication across teams and additional labor required for peer mentorship to novice members of the research team.

5.1.3 Fostering a Culture of Open Communication. The success of interdisciplinary teams depends not only on the tools and practices they use, but also on the culture they develop. A best practice for future teams is to foster a culture of open communication, where team members feel comfortable discussing uncertainties or misunderstandings. Encouraging regular check-ins and reflective discussions can help identify and address emerging knowledge boundaries or terminological barriers before they become critical issues. This practice aligns with findings that emphasize the importance of maintaining a collaborative mindset and being open to learning from other disciplines [31]. It is important to acknowledge that the fields of medicine and computer science have very different epistemological beliefs, values, and practices. However, both disciplines also shared similar interests in data-related work [53, 61, 62, 81]. Addressing

disciplinary gaps in knowledge and practices will ensure better data governance to develop trustworthy AI-powered solutions for patients and clinicians [39].

5.2 LLM as a Knowledge Broker: Addressing Terminological Barriers

Given the limitations of data as a boundary object in overcoming terminological barriers, we propose that AI, particularly large language models (LLMs), could serve as active knowledge brokers in interdisciplinary team collaborations. The unique strength of LLMs lies in their ability to understand and synthesize diverse terminologies, thanks to their pre-training process on vast amounts of text corpus across multiple fields.

Such ability allows LLMs to act as **proactive mediators in interdisciplinary communication**, providing real-time clarification of terminological ambiguities and reducing misunderstandings. LLMs could analyze conversations between experts from different fields, detecting potential terminology mismatches, and providing context-related clarifications. This proactive mediation could address the shortcomings of boundary objects, such as data, which cannot independently resolve language-based misunderstandings.

In addition, LLMs can provide **personalized support** based on the specific expertise of each team member, much like how [13] found that training materials are effective boundary objects by providing shared understanding and context to diverse teams. For instance, an LLM might recognize that a clinician requires less technical clarification of a term than an NLP researcher, thus tailoring its explanations accordingly.

LLMs could also facilitate the **creation of more effective boundary objects**. As suggested by [51], models and simulations can act as boundary objects, integrating diverse knowledge and expertise by providing a shared framework. LLMs, with their ability to dynamically adapt to input from clinicians and NLP researchers, could generate boundary objects that are more intuitively understandable by both parties, enhancing the collaborative process. By addressing both knowledge boundaries and terminological barriers, LLM-driven collaboration tools have the potential to fundamentally change how interdisciplinary teams work together, particularly in complex fields like clinical NLP.

5.3 Future Direction of Research

Based on our findings, there are several key areas for future research directions that could enhance the understanding and application of boundary objects in interdisciplinary team collaborations, particularly in clinical NLP and similar domains. These directions also explore the evolving role of AI technologies in facilitating such collaborations.

5.3.1 Longitudinal Studies on the Evolution of Boundary Objects in Collaboration. Understanding how boundary objects evolve over time in interdisciplinary team collaborations is an important avenue for future research. Longitudinal studies could provide deeper insight into the shifting dynamics of collaboration, revealing how the use of boundary objects adapts to changes in team composition, goals, and tools. Such studies would also help assess the long-term impact of boundary objects on team performance, trust building, and project outcomes. For instance, ethnographic approaches and action research methodologies have been successfully employed to uncover unreported needs, conflicts, and communication breakdowns in cross-disciplinary settings [6, 62]. Applying these methods to clinical NLP collaborations could offer valuable insights into how boundary objects, such as LLM-powered taxonomies or prototype systems, evolve to meet the demands of diverse stakeholders. Furthermore, longitudinal research could examine the potential of AI-generated boundary objects, such as adaptive knowledge graphs or interactive simulations, to address ongoing challenges in knowledge integration and communication.

5.3.2 Designing AI-Powered Dynamic Boundary Objects for Enhanced Interdisciplinary Collaboration. While our study highlighted the utility of clinical data as a boundary object, future research should explore other types of boundary objects that could be more effective in specific interdisciplinary contexts [44], e.g., digital platforms that integrate real-time collaboration tools and data visualization [36], and dynamic boundary objects that are capable of accommodating the evolving and unpredictable nature of clinical situations. In particular, a critical and promising research direction is the design of AI-powered boundary objects that go beyond data sharing and visualization. AI systems, particularly those built on LLMs, have the potential to serve as dynamic boundary objects, continuously interpreting and translating complex domain-specific terminology in real-time. As our study showed, terminological barriers are a significant challenge in clinical NLP collaborations, and static boundary objects, such as data sets and spreadsheets, are limited in their forms and ability to address these challenges.

Future research could investigate how AI-powered tools can be designed to actively mediate communication between clinicians and NLP researchers, proactively identifying and clarifying terminological mismatches. Prior work has shown that human-AI collaboration requires careful attention to the diverse methodologies and epistemologies of different fields, as well as flexibility and adaptability in interdisciplinary work [21, 42, 48, 60]. By continuously adapting to the perspectives and needs of different domain experts in the team, AI-driven boundary objects could enhance mutual understanding and facilitate more productive collaborations in other interdisciplinary contexts, such as other disciplines and different academic-industry collaboration setups.

6 Limitation

Despite the novelties and practical implications of our findings, we are aware of a few limitations in our work. The clinical and technical tasks described are contextually bounded to the field of speech-language pathology, particularly within telehealth applications. The activity triangles, networks, and boundary objects examined in this research are closely tied to the individual clinicians and NLP researchers involved in these projects, which may limit the generalizability of our findings. Consequently, whether the challenges and strategies identified in our work can be applicable to other forms of interdisciplinary team collaboration, where the dynamics and resources differ, worth in-depth analysis in the future. For instance, in large-scale interdisciplinary team collaborations or in academic-industry partnerships.

Secondly, due to the scope of this paper, we did not dive into discussions regarding novel interface and system design of the project outcome, such as the development of a web-based bilingual language assessment platform or an app-based patient homework dashboard. These elements, which are crucial for enhancing the practical utility of clinical NLP tools, were outside the focus of our interviews, but remain important for future exploration. Addressing the design needs for these interactive systems will require deeper insight into the specific clinical and NLP activities involved, which could offer valuable contributions to future tool development and system integration. We believe, however, our analytical approach could be beneficial in further and in-depth investigations.

7 Conclusion

This study has explored the complexities of interdisciplinary team collaboration between speech-language pathologists and NLP researchers, focusing on two clinical NLP projects. By applying Activity Theory as an analytical framework, we identified key challenges related to knowledge boundaries, terminological barriers, and the use of boundary objects to facilitate interdisciplinary communication. Our findings highlight the critical role of clinical data as a boundary object, while also revealing the limitations of data alone in bridging the terminological gaps between these fields. We also emphasized the potential of AI, particularly large language models, to act as dynamic knowledge brokers, offering

a more adaptive and context-sensitive solution to these collaboration challenges. By embracing novel approaches to collaboration and leveraging the capabilities of AI, future interdisciplinary teams can be better equipped to overcome the complex challenges of knowledge integration and to foster innovative outcomes across specialized domains.

References

- [1] Elena Agapie, Ravi Karkar, Tricia Atung, Eleanor R Burgess, Munyaradzi Joel Chinguwa, Andrea K Graham, Predrag Klasnja, Aaron Lyon, Terika McCall, Sean A Munson, et al. 2024. Conducting Research at the Intersection of HCI and Health: Building and Supporting Teams with Diverse Expertise to Increase Public Health Impact. In *Extended Abstracts of the CHI Conference on Human Factors in Computing Systems*. 1–6.
- [2] Sanne F Akkerman and Arthur Bakker. 2011. Boundary crossing and boundary objects. *Review of educational research* 81, 2 (2011), 132–169.
- [3] Andrew Barry, Georgina Born, and Gisa Weszkalnys. 2008. Logics of interdisciplinarity. *Economy and society* 37, 1 (2008), 20–49.
- [4] Roman Bednarik, Ann Blandford, Feng Feng, Antti Huotari, Matti Iso-Mustajärvi, Ahreum Lee, Federico Nicolosi, Jeremy Opie, Soojeong Yoo, and Bin Zheng. 2022. Integration of human factors in surgery: Interdisciplinary collaboration in design, development, and evaluation of surgical technologies. In *CHI conference on human factors in computing systems extended abstracts*. 1–7.
- [5] Nitesh Bharosa, JinKyu Lee, Marijn Janssen, and H Raghav Rao. 2012. An activity theory analysis of boundary objects in cross-border information systems development for disaster management. *Security Informatics* 1 (2012), 1–17.
- [6] Pernille Bjørn, Sue Burgoyne, Vicky Crompton, Teri MacDonald, Barbe Pickering, and Sue Munro. 2009. Boundary factors and contextual contingencies: configuring electronic templates for healthcare professionals. *European Journal of Information Systems* 18, 5 (2009), 428–441.
- [7] Alan F Blackwell, Lee Wilson, Charles Boulton, and John Knell. 2009. *Radical innovation: crossing knowledge boundaries with interdisciplinary teams*. Technical Report. University of Cambridge, Computer Laboratory.
- [8] Claus Bossen, Kathleen H Pine, Federico Cabitza, Gunnar Ellingsen, and Enrico Maria Piras. 2019. Data work in healthcare: An Introduction. , 465–474 pages.
- [9] Geoffrey Bowker and Susan Leigh Star. 1999. Sorting things out. *Classification and its consequences* 4 (1999).
- [10] Virginia Braun and Victoria Clarke. 2006. Using thematic analysis in psychology. *Qualitative research in psychology* 3, 2 (2006), 77–101.
- [11] Virginia Braun and Victoria Clarke. 2019. Reflecting on reflexive thematic analysis. *Qualitative research in sport, exercise and health* 11, 4 (2019), 589–597.
- [12] Marta Caccamo, Daniel Pittino, and Fredrik Tell. 2023. Boundary objects, knowledge integration, and innovation management: A systematic review of the literature. *Technovation* 122 (2023), 102645.
- [13] Carrie J Cai, Samantha Winter, David Steiner, Lauren Wilcox, and Michael Terry. 2021. Onboarding Materials as Cross-functional Boundary Objects for Developing AI Assistants. In *Extended Abstracts of the 2021 CHI Conference on Human Factors in Computing Systems*. 1–7.
- [14] Paul R Carlile. 2002. A pragmatic view of knowledge and boundaries: Boundary objects in new product development. *Organization science* 13, 4 (2002), 442–455.
- [15] Paul R Carlile. 2004. Transferring, translating, and transforming: An integrative framework for managing knowledge across boundaries. *Organization science* 15, 5 (2004), 555–568.
- [16] Laura Carraresi, Grethe Iren Borge, Sara Gaber, Mari Øvrum Gaarder, Stine Alm Hersleth, Øydis Ueland, Paula Varela, and Antje Gonera. 2024. Prototypes as catalysts for cross-disciplinary collaboration: Viewpoints from applied food research and innovation. *Trends in Food Science & Technology* (2024), 104504.
- [17] Xieling Chen, Haoran Xie, Gary Cheng, Leonard KM Poon, Mingming Leng, and Fu Lee Wang. 2020. Trends and features of the applications of natural language processing techniques for clinical trials text analysis. *Applied Sciences* 10, 6 (2020), 2157.
- [18] Torkil Clemmensen, Victor Kaptelinin, and Bonnie Nardi. 2016. Making HCI theory work: an analysis of the use of activity theory in HCI research. *Behaviour & Information Technology* 35, 8 (2016), 608–627.
- [19] Suhan Cui, Jiaqi Wang, Xinning Gui, Ting Wang, and Fenglong Ma. 2022. Automed: automated medical risk predictive modeling on electronic health records. In *2022 IEEE International Conference on Bioinformatics and Biomedicine (BIBM)*. IEEE, 948–953.
- [20] Eren Demir, Salma Chahed, Thierry Chausalet, Sam Toffa, and Farid Fouladinajed. 2012. A decision support tool for health service re-design. *Journal of medical systems* 36 (2012), 621–630.
- [21] Andrew Donaldson, Neil Ward, and Sue Bradley. 2010. Mess among disciplines: interdisciplinarity in environmental research. *Environment and Planning A* 42, 7 (2010), 1521–1536.
- [22] Paul Dourish. 2004. What we talk about when we talk about context. *Personal and ubiquitous computing* 8 (2004), 19–30.
- [23] Paul Dourish and Victoria Bellotti. 1992. Awareness and coordination in shared workspaces. In *Proceedings of the 1992 ACM conference on Computer-supported cooperative work*. 107–114.
- [24] Yao Du, Claire O'Connor, Ginna Byun, Lauren H Kim, Siona Amrgousian, and Priyal Vora. 2024. Voice Assistive Technology for Activities of Daily Living: Developing an Alexa Telehealth Training for Adults with Cognitive-Communication Disorders. In *Proceedings of the CHI Conference on Human Factors in Computing Systems*. 1–15.
- [25] Yao Du, Li Sheng, and Katie Salen Tekinbas. 2020. "Try your best" parent behaviors during administration of an online language assessment tool for bilingual Mandarin-English children. In *proceedings of the interaction design and children conference*. 409–420.

- [26] Carolin Durst, Nilmini Wickramasinghe, and Jana Riechert. 2017. A Guideline to Use Activity Theory for Collaborative Healthcare Information Systems Design. In *Handbook of Research on Healthcare Administration and Management*. IGI Global, 616–626.
- [27] Yrjö Engeström. 2000. Activity theory as a framework for analyzing and redesigning work. *Ergonomics* 43, 7 (2000), 960–974.
- [28] Yrjö Engeström. 2015. *Learning by expanding*. Cambridge University Press.
- [29] Yrjö Engeström. 2018. *Expertise in transition: Expansive learning in medical work*. Cambridge University Press.
- [30] Joel Fossouo Tagne, Reginald Amin Yakob, Rachael McDonald, and Nilmini Wickramasinghe. 2023. Linking activity theory within user-centered design: novel framework to inform design and evaluation of adverse drug reaction reporting systems in pharmacy. *JMIR Human Factors* 10 (2023), e43529.
- [31] Mathias Friman. 2010. Understanding boundary work through discourse theory: Inter/disciplines and interdisciplinarity. *Science & Technology Studies* 23, 2 (2010), 5–19.
- [32] Tobias Grundgeiger, Christian Juranz, Jörn Hurtienne, and Oliver Happel. 2024. Motives and fluent interaction in clinical documentation: An experience-based design for a documentation tool in anesthesiology. *Human Factors in Healthcare* 5 (2024), 100071.
- [33] Xinning Gui, Yunan Chen, Xiaomu Zhou, Tera L Reynolds, Kai Zheng, and David A Hanauer. 2020. Physician champions’ perspectives and practices on electronic health records implementation: challenges and strategies. *JAMIA open* 3, 1 (2020), 53–61.
- [34] Samar Helou, Victoria Abou-Khalil, Goshiro Yamamoto, Eiji Kondoh, Hiroshi Tamura, Shusuke Hiragi, Osamu Sugiyama, Kazuya Okamoto, Masayuki Nambu, Tomohiro Kuroda, et al. 2019. Understanding the situated roles of electronic medical record systems to enable redesign: Mixed methods study. *JMIR human factors* 6, 3 (2019), e13812.
- [35] Youyang Hou and Dakuo Wang. 2017. Hacking with NPOs: collaborative analytics and broker roles in civic data hackathons. *Proceedings of the ACM on Human-Computer Interaction* 1, CSCW (2017), 1–16.
- [36] Anna Sigridur Islind, Tomas Lindroth, Johan Lundin, and Gunnar Steineck. 2019. Co-designing a digital platform with boundary objects: bringing together heterogeneous users in healthcare. *Health and Technology* 9 (2019), 425–438.
- [37] Samaya Pillai Iyengar, Haridas Acharya, and Manik Kadam. 2020. Big data analytics in healthcare using spreadsheets. *Big Data Analytics in Healthcare* (2020), 155–187.
- [38] Andrzej Janowski. 2023. Natural language processing techniques for clinical text analysis in healthcare. *Journal of Advanced Analytics in Healthcare Management* 7, 1 (2023), 51–76.
- [39] Marijn Janssen, Paul Brous, Elsa Estevez, Luis S Barbosa, and Tomasz Janowski. 2020. Data governance: Organizing data for trustworthy Artificial Intelligence. *Government information quarterly* 37, 3 (2020), 101493.
- [40] Lavender Yao Jiang, Xujin Chris Liu, Nima Pour Nejatian, Mustafa Nasir-Moin, Duo Wang, Anas Abidin, Kevin Eaton, Howard Antony Riina, Ilya Laufer, Paawan Punjabi, et al. 2023. Health system-scale language models are all-purpose prediction engines. *Nature* 619, 7969 (2023), 357–362.
- [41] Krishna Juluru and John Eng. 2015. Use of Spreadsheets for Research Data Collection and Preparation: A Primer. *Academic radiology* 22, 12 (2015), 1592–1599.
- [42] Sarah Kaplan, Jonathan Milde, and Ruth Schwartz Cowan. 2017. Symbiotic practices in boundary spanning: Bridging the cognitive and political divides in interdisciplinary research. *Academy of Management Journal* 60, 4 (2017), 1387–1414.
- [43] Victor Kaptelinin and Bonnie A Nardi. 2009. *Acting with technology: Activity theory and interaction design*. MIT press.
- [44] Panayu Keelawat. 2023. NBGuru: Generating Explorable Data Science Flowcharts to Facilitate Asynchronous Communication in Interdisciplinary Data Science Teams. In *Companion Publication of the 2023 Conference on Computer Supported Cooperative Work and Social Computing*. 6–11.
- [45] Chris Kimble, Corinne Grenier, and Karine Goglio-Primard. 2010. Innovation and knowledge sharing across professional boundaries: Political interplay between boundary objects and brokers. *International journal of information management* 30, 5 (2010), 437–444.
- [46] Julie Thompson Klein. 2010. A taxonomy of interdisciplinarity. *The Oxford handbook of interdisciplinarity* 15, 6 (2010), 15.
- [47] Susan Leigh Star. 2010. This is not a boundary object: Reflections on the origin of a concept. *Science, technology, & human values* 35, 5 (2010), 601–617.
- [48] Lingyao Li, Ly Dinh, Songhua Hu, and Libby Hemphill. 2024. Academic collaboration on large language model studies increases overall but varies across disciplines. *arXiv preprint arXiv:2408.04163* (2024).
- [49] Claudio DG Linhares, Daniel M Lima, Jean R Ponciano, Mauro M Olivatto, Marco A Gutierrez, Jorge Poco, Caetano Traina, and Agma JM Traina. 2022. Clinicalpath: a visualization tool to improve the evaluation of electronic health records in clinical decision-making. *IEEE transactions on visualization and computer graphics* 29, 10 (2022), 4031–4046.
- [50] Jonathan Lomas. 2007. The in-between world of knowledge brokering. *Bmj* 334, 7585 (2007), 129–132.
- [51] Luis F Luna-Reyes, Laura J Black, Weijia Ran, Deborah Lines Andersen, Holly Jarman, George P Richardson, and David F Andersen. 2019. Modeling and simulation as boundary objects to facilitate interdisciplinary research. *Systems Research and Behavioral Science* 36, 4 (2019), 494–513.
- [52] Aaron Lyon, Sean A Munson, Madhu Reddy, Stephen M Schueller, Elena Agapie, Svetlana Yarosh, Alex Dopp, Ulrica von Thiele Schwarz, Gavin Doherty, Andrea K Graham, et al. 2023. Bridging HCI and Implementation Science for Innovation Adoption and Public Health Impact. In *Extended Abstracts of the 2023 CHI Conference on Human Factors in Computing Systems*. 1–7.
- [53] Yaoli Mao, Dakuo Wang, Michael Muller, Kush R Varshney, Ioana Baldini, Casey Dugan, and Aleksandra Mojsilović. 2019. How data scientists work together with domain experts in scientific collaborations: To find the right answer or to ask the right question? *Proceedings of the ACM on Human-Computer Interaction* 3, GROUP (2019), 1–23.
- [54] Morgan Meyer. 2010. The rise of the knowledge broker. *Science communication* 32, 1 (2010), 118–127.

- [55] Sharon A Mozgai, Cari Kaurlo, Jade G Winn, Andrew Leeds, Sarah Beland, Arman Sookiasian, and Arno Hartholt. 2024. Accelerating Scoping Reviews: A Case Study in the User-Centered Design of an AI-Enabled Interdisciplinary Research Tool. In *Extended Abstracts of the CHI Conference on Human Factors in Computing Systems*. 1–8.
- [56] BA Nardi. 1996. *Context and consciousness: Activity theory and human-computer interaction*. The MIT Press.
- [57] Gary M Olson and Judith S Olson. 2000. Distance matters. *Human-computer interaction* 15, 2-3 (2000), 139–178.
- [58] Sun Young Park and Yunan Chen. 2012. Adaptation as design: learning from an EMR deployment study. In *Proceedings of the SIGCHI Conference on Human Factors in Computing Systems*. 2097–2106.
- [59] Suzanne D Pawlowski and Daniel Robey. 2004. Bridging user organizations: Knowledge brokering and the work of information technology professionals. *MIS quarterly* (2004), 645–672.
- [60] Judith Petts, Susan Owens, and Harriet Bulkeley. 2008. Crossing boundaries: Interdisciplinarity in the context of urban environments. *Geoforum* 39, 2 (2008), 593–601.
- [61] Kathleen Pine, Claus Bossen, Naja Holten Møller, Milagros Miceli, Alex Jiahong Lu, Yunan Chen, Leah Horgan, Zhaoyuan Su, Gina Neff, and Melissa Mazmanian. 2022. Investigating Data Work Across Domains: New Perspectives on the Work of Creating Data. In *CHI Conference on Human Factors in Computing Systems Extended Abstracts*. 1–6.
- [62] Kathleen H Pine, Margaret Hinrichs, Kailey Love, Michael Shafer, George Runger, and William Riley. 2022. Addressing Fragmentation of Health Services through Data-Driven Knowledge Co-Production within a Boundary Organization. *The Journal of Community Informatics* 18, 2 (2022), 3–26.
- [63] Kathleen H Pine, Lee Anne Landon, Claus Bossen, and ME VanGelder. 2023. Innovations in clinical documentation integrity practice: Continual adaptation in a data-intensive healthcare organisation. *Health Information Management Journal* 52, 2 (2023), 119–124.
- [64] Steven Ponedal. 2002. Understanding decision support systems. *Journal of Managed Care Pharmacy* 8, 2 (2002), 96–101.
- [65] Thibault Raffailac, Nadia Boukhelifa, Emilie Crouzat, Fabien Stark, Jean-Pierre Müller, and Jacques Lasseur. 2024. Supporting Interdisciplinary Research with Cards-based Workshops-A Case Study on Participatory Planning for Mountain Pastoralism. In *Extended Abstracts of the CHI Conference on Human Factors in Computing Systems*. 1–8.
- [66] Madhu C Reddy, Paul Dourish, and Wanda Pratt. 2001. Coordinating heterogeneous work: Information and representation in medical care. In *ECSCW 2001: Proceedings of the Seventh European Conference on Computer Supported Cooperative Work 16–20 September 2001, Bonn, Germany*. Springer, 239–258.
- [67] Allison C Reilly, Robin L Dillon, and Seth D Guikema. 2021. Agent-based models as an integrating boundary object for interdisciplinary research. *Risk Analysis* 41, 7 (2021), 1087–1092.
- [68] Johnny Saldaña. 2021. Coding techniques for quantitative and mixed data. *The Routledge reviewer's guide to mixed methods analysis* (2021), 151–160.
- [69] Jan C Schmidt. 2008. Towards a philosophy of interdisciplinarity: An attempt to provide a classification and clarification. *Poiesis & Praxis* 5 (2008), 53–69.
- [70] Aneesha Singh, Nikki Newhouse, Jo Gibbs, Ann E Blandford, Yunan Chen, Pam Briggs, Helena Mentis, Kate M Sellen, and Jakob E Bardram. 2017. HCI and health: Learning from interdisciplinary interactions. In *Proceedings of the 2017 CHI Conference Extended Abstracts on Human Factors in Computing Systems*. 1322–1325.
- [71] Susan Leigh Star and James R Griesemer. 1989. Institutional ecology, translations' and boundary objects: Amateurs and professionals in Berkeley's Museum of Vertebrate Zoology, 1907-39. *Social studies of science* 19, 3 (1989), 387–420.
- [72] David McD Taylor, Peter W Hodkinson, Abdus Salam Khan, and Erin L Simon. 2020. Research skills and the data spreadsheet: A research primer for low-and middle-income countries. *African Journal of Emergency Medicine* 10 (2020), S140–S144.
- [73] Frederik Tell, Christian Berggren, Stefano Brusoni, and Andrew Van de Ven. 2016. *Managing Knowledge Integration Across Boundaries*. Oxford University Press. <https://doi.org/10.1093/acprof:oso/9780198785972.001.0001>
- [74] Simon Thorne. 2017. The Role of Spreadsheets in Clinical Decision Support: A Survey of the Medical Algorithms Company User Community. In *18th EuSpRIG Annual Conference "Spreadsheet Risk Management"*, Vol. 12. 137.
- [75] Rohit Valecha, Shambhu Upadhyaya, and H Raghav Rao. 2021. An activity theory approach to leak detection and mitigation in patient health information (PHI). *Journal of the Association for Information Systems* 22, 4 (2021), 6.
- [76] Andrew Van de Ven and Shaker A Zahra. 2017. Boundary spanning, boundary objects, and innovation. *Managing knowledge integration across boundaries* (2017), 241–254.
- [77] Etienne Wenger. 2000. Communities of practice and social learning systems. *Organization* 7, 2 (2000), 225–246.
- [78] Greg Wilson and Carl G Herndl. 2007. Boundary objects as rhetorical exigence: Knowledge mapping and interdisciplinary cooperation at the Los Alamos National Laboratory. *Journal of Business and Technical Communication* 21, 2 (2007), 129–154.
- [79] Siyi Wu, Weidan Cao, Shihan Fu, Bingsheng Yao, Ziqi Yang, Changchang Yin, Varun Mishra, Daniel Addison, Ping Zhang, and Dakuo Wang. 2024. Clinical Challenges and AI Opportunities in Decision-Making for Cancer Treatment-Induced Cardiotoxicity. *arXiv preprint arXiv:2408.03586* (2024).
- [80] Xuhai Xu, Bingsheng Yao, Yuanzhe Dong, Saadia Gabriel, Hong Yu, James Hendler, Marzyeh Ghassemi, Anind K Dey, and Dakuo Wang. 2024. Mental-llm: Leveraging large language models for mental health prediction via online text data. *Proceedings of the ACM on Interactive, Mobile, Wearable and Ubiquitous Technologies* 8, 1 (2024), 1–32.
- [81] Tomomi Yamazaki and Ichiro Sakata. 2023. Exploration of Interdisciplinary Fusion and Interorganizational Collaboration With the Advancement of AI Research: A Case Study on Natural Language Processing. *IEEE Transactions on Engineering Management* (2023).

- [82] Ziqi Yang, Xuhai Xu, Bingsheng Yao, Ethan Rogers, Shao Zhang, Stephen Intille, Nawar Shara, Guodong Gordon Gao, and Dakuo Wang. 2024. Talk2Care: An LLM-based Voice Assistant for Communication between Healthcare Providers and Older Adults. *Proceedings of the ACM on Interactive, Mobile, Wearable and Ubiquitous Technologies* 8, 2 (2024), 1–35.
- [83] Clint Zeagler, Maribeth Gandy, Scott M Gilliland, Delton Moore, Rocco Centrella, and Brandon Montgomery. 2017. In Harmony: Making a Wearable Musical Instrument as a Case Study of using Boundary Objects in an Interdisciplinary Collaborative Design Process.. In *Conference on Designing Interactive Systems*. 369–378.
- [84] Xiaomu Zhou, Mark Ackerman, and Kai Zheng. 2011. CPOE workarounds, boundary objects, and assemblages. In *Proceedings of the SIGCHI Conference on Human Factors in Computing Systems*. 3353–3362.