

Learning to Swim: Reinforcement Learning for 6-DOF Control of Thruster-driven Autonomous Underwater Vehicles

Levi Cai^{1*}, Kevin Chang^{2*}, and Yogesh Girdhar³

Abstract—Controlling AUVs can be challenging because of the effect of complex non-linear hydrodynamic forces acting on the robot, which, unlike ground robots, are significant in water and cannot be ignored. The problem is especially challenging for small AUVs for which the dynamics can change significantly with payload changes and deployments under different water conditions. The common approach to AUV control is a combination of passive stabilization with added buoyancy on top and weights on the bottom, and a PID controller tuned for simple and smooth motion primitives. However, the approach comes at the cost of sluggish controls and often the need to re-tune controllers with configuration changes. We propose a fast (trainable in minutes), reinforcement learning based approach for full 6 degree of freedom (DOF) control of an AUV, enabled by a new, highly parallelized simulator for underwater vehicle dynamics. We demonstrate that the proposed simulator models approximate hydrodynamic forces with enough accuracy that a zero-shot transfer of the learned policy to a real robot produces performance comparable to a hand-tuned PID controller. Furthermore, we show that domain randomization on the simulator produces policies that are robust to small variations in vehicle’s physical parameters.

I. INTRODUCTION

Autonomous underwater vehicles (AUVs) and Remotely Operated Vehicles (ROVs) are being used in increasingly challenging environments and tasks, such as operating in harsh conditions under ice [1] to actively tracking highly dynamic animals such as sharks [2], which require highly capable control systems.

Various control methodologies currently exist for AUVs including PID, sliding mode [3], and model predictive control [4]. However, when considering how AUVs are operating in environments that are varying across space and time, it becomes necessary for control methods to be capable of adapting to unpredictable changes in hydrodynamics. Furthermore, when deploying AUVs in the field, operators may wish to attach various payloads to the vehicle, shifting its physical parameters. On smaller AUVs, this can be especially problematic as payloads or small changes in environmental parameters (such as water density from salinity) can have large effects on the hydrodynamics (such as the center of buoyancy and mass) that are difficult to model and measure. When using classical methods such as PID, this can result in a time-consuming tuning process where the controller

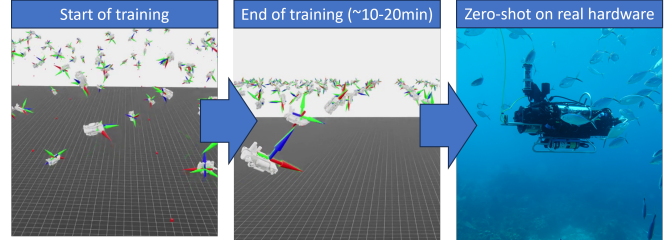


Fig. 1: Using a highly parallelized training environment, we can rapidly train neural controllers that can take advantage of domain randomization techniques for robust zero-shot deployment. Here we show images from our IsaacLabs simulator environment running thousands of simulations in parallel, training a policy in minutes, that can be immediately deployed on real hardware. For hardware evaluation, we use the CUREE vehicle [5], shown here traveling through a coral reef environment interacting with the local wildlife.

must be modified to support the new AUV configuration. Additionally, it is common to increase passive stability of the vehicle in these contexts by adding float to the top and weights on the bottom of the vehicle, but this trades of controllability and agility. Thus, a more robust and adaptive method of controlling AUVs is needed to support more streamlined or sophisticated field deployments.

In this work we contribute: (1) a highly-parallelized, GPU-based AUV simulator designed for learning robotic controls using reinforcement learning methods; (2) we also show how our simulator can be used to evaluate the robustness of RL-based controls to varying physical parameters; (3) finally, we demonstrate how controls learned in our simulator can be effectively deployed on a real vehicle with performance comparable to PID control.

II. RELATED WORK

A. Reinforcement Learning for Control

Reinforcement learning (RL) methods for control of complex robotic systems has shown promising results ranging from applications in drones [6], [7], [8], legged robots [9], [10], [11], and more [12]. It is especially appealing for its relatively simple implementations and robust outcomes in traditionally challenging control environments, and often can be applied across settings without in-situ tuning [13].

On-policy reinforcement methods can often be trained efficiently in simulation, minimizing wear and tear on vehicles for training purposes [14]. However, because simulation environments do not perfectly model the real-world, there is

*These authors contributed equally to this work

¹Levi Cai is with the Massachusetts Institute of Technology Woods Hole Oceanographic Institution Joint Program cail@mit.edu

²Kevin Chang is with the Oregon State University changk2@oregonstate.edu

³Yogesh Girdhar is with the Woods Hole Oceanographic Institution ygirdhar@whoi.edu

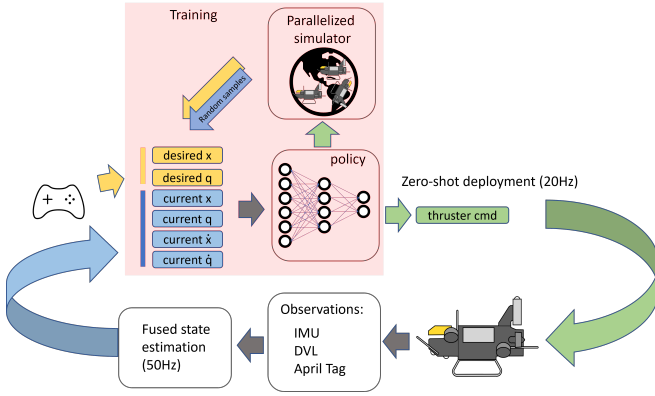


Fig. 2: Our proposed approach uses on-policy reinforcement learning methods coupled with a highly parallelized underwater simulator to learn a robust control policy, which can be used directly on a robot with no additional training. This takes as input full 6-DOF commands relative to the AUV pose, and directly outputs thruster commands.

often a simulation-to-real performance (Sim2Real) gap. By leveraging a strategy known as *domain randomization* (DR), which simulates uncertainty in dynamics and environmental parameters [15] many systems are able to immediately apply to a variety of environmental contexts robustly and without tuning [13].

Multiple works have also demonstrated the effectiveness of using RL to control AUVs. Meger et al. [16] were perhaps the first to demonstrate the use of a reinforcement learning-based approach to control a flipper based underwater vehicle. The approach used a Gaussian Process based model, learned from simulations and real world experiments, to predict the distribution of future states given the current state and control commands. The simulator used by the approach did not model hydrodynamic force, and was slower than real-time, necessitating extensive real-world experiments to learn the control policy.

Hadi et al. [17] explored the use of deep RL for learning 2-DOF control (yaw, speed) in a simulator. Masmitja et al. [18] used RL to develop a tracking behavior for a surface vehicles, enabling it to follow underwater moving targets, but only focused on high-level steering commands. Lu et al. [19] used domain randomization to improve RL based control of a 4-DOF underwater robot.

B. Simulators for Underwater Vehicles

Realistic underwater simulations are necessary to mitigate the Sim2Real gap for AUVs. Gazebo [20], [21] is a popular 3-dimensional robot simulator, but does not natively support underwater applications. UUV Simulator [22], and subsequently DAVE[23], introduce Gazebo plugins that enable large-scale, underwater simulations. However, Gazebo-based simulations are limited in their ability to produce high-fidelity renderings. Other works like UWSim [24] and UNavSim [25] make use of more graphics-oriented backends like OpenSceneGraph and Unreal Engine to produce more

realistic renderings. These simulators also typically support ROS integration and enable simulation of a variety of real-world sensors such as Doppler Velocity Loggers (DVL) and LiDAR, enabling streamlined testing of AUV algorithms. MuJoCo [26] is a popular simulator that support parallelization across CPU cores, and has some native modeling of hydrodynamics though does not have underwater vehicle examples out of the box. However, of these approaches, Nvidia Isaac Labs, previously Isaac Gym, enables the simulation of thousands of robots in parallel through GPU-based optimizations. Furthermore, being built on top of NVIDIA’s Isaac Sim framework, the simulator boasts high-quality visualizations. However, though it demonstrates success with terrestrial and aerial robots, an underwater environment has yet to be built with it [27]. Our simulation approach is thus to combine the simplified hydrodynamics model presented in [26] with the GPU-based parallelization capabilities of [28] to enable large-scale training environments for underwater vehicles.

III. METHODS

TABLE I: Default parameters for simulated AUV

ρ	Water density	$997.0 \frac{kg}{m^3}$
β	Water viscosity	$0.001306 Pa \cdot s$
C_t	Thruster rotor constant	0.001
B	COB-COM offset (m)	$[-0.05, 0.0, 0.01]$
V	Volume of AUV	$0.02275 m^3$
\mathcal{M}	Mass of AUV	$22.701 kg$

We are motivated by the problem of trying to learn a general 6-DOF controller for thruster-driven autonomous underwater vehicles, mapping full desired positional and orientation poses to low-level thruster commands, than can (a) be trained relatively quickly, (b) are relatively robust out of the box for sim-to-real transfer, with (c) minimal or no need for tuning for various payloads or hydrodynamic conditions. We note that (b) and (c) are similar aspects of *sim-to-real domain transfer* problems.

Our methodology, naively shown in Figure 1 and more detailed in Figure 2, leverages highly parallelized simulations with on-policy reinforcement learning, which enables relatively fast learning from simulations, and *domain randomization* (DR), similar to [14], [13], which simultaneously allows for robust sim-to-real transfer and minimal tuning for various settings, but we apply these strategies to the underwater domain with a full 6-DOF capable controller.

In order to learn a policy that is robust to uncertainty in the AUV’s physical parameters, we explore the application of domain randomization to the location of the center of buoyancy and AUV volume. The extent of the randomization we apply is shown in Table II. Each environment is given 3 seconds to collect rewards during training.

A. GPU-based Simulation

To better utilize domain randomization, in addition to exploring the large state space of a 6-DOF controller, we explore the use of GPU-based parallelization. We implement

TABLE II: Domain Randomization Configurations

Parameter	Distribution	No DR, Small DR, Large DR
CoB-CoM Offset Noise	$UniformSphere(radius)$	$radius = 0m, 0.25m, 0.5m$
Volume Noise	$Uniform(range)$	$range \approx 0L, 1.5L, 3L$

an underwater simulator with hydrodynamics in Nvidia Isaac Lab [28]. This provides a pipeline for simulating up to thousands of agents simultaneously by leveraging the high parallelization capabilities of GPUs. Furthermore, it provides simple access to APIs and libraries for training models in a large variety of reinforcement learning settings that follow the OpenAI Gym [29] format.

B. Simulated Hydrodynamic Model

We model the hydrodynamic forces on the robot using the simplified inertia-based model presented in the physics engine MuJoCo [26] for drag, a separate model for buoyancy based on estimated volume, and a thruster model from [22]. We describe these here for completeness. Intuitively, the simplified inertia-based model represents the vehicle as a rectangular prism and computes "equivalent" half side lengths r_x, r_y, r_z from estimated inertial parameters \mathcal{I} .

$$r_i = \sqrt{\frac{3}{2\mathcal{M}}(\mathcal{I}_{jj} + \mathcal{I}_{kk} - \mathcal{I}_{ii})} \quad (1)$$

where \mathcal{M} is the mass of the body and \mathcal{I} is its inertia matrix, which we naively estimate from the base-configuration of CUREE using a ruler and a scale (note that all subsequent deployments of CUREE have very different parameters to this due to payload changes which we do not have access).

Then, the fluid forces $\mathbf{f}_{inertia}$ and torques $\mathbf{g}_{inertia}$ are calculated as the sum of drag and viscous resistances which are calculated as

$$\mathbf{f}_{inertia} = \mathbf{f}_D + \mathbf{f}_V \quad (2)$$

Each component of the drag terms is then calculated as

$$f_{D,i} = -2\rho r_j r_k |v_i| v_i \quad (3)$$

$$g_{D,i} = -\frac{1}{2}\rho r_i (r_j^4 + r_k^4) |\omega_i| \omega_i \quad (4)$$

And the viscous terms are calculated as

$$f_{V,i} = -6\beta\pi r_{eq} v_i \quad (5)$$

$$g_{V,i} = -8\beta\pi r_{eq}^3 \omega_i \quad (6)$$

where $r_{eq} = (r_x + r_y + r_z)/3$ is the equivalent radius for the drag on a spherical surface and β is the fluid viscosity.

Buoyancy forces and torques are calculated using an estimated volume V and center of buoyancy position B which is specified relative to the center of mass. This separation is what we call the COB-COM offset.

For our thruster dynamics, we utilize a zero-order dynamic model for the thruster's angular velocity and convert its output to a thrust as proposed by Yoerger et al. [30].

$$\text{Thrust}(\Omega) = C_t \|\Omega\| \Omega, \quad (7)$$

where Ω is the angular velocity of the thruster, and C_t is a rotor constant. We derive PWM to angular velocity of the thruster based on datasheets from BlueRobotics on the T200, which is the thruster model used on CUREE.

The values of all physical parameters we use in our simulation are shown in Table I.

C. Learning-based controls for 6-DOF autonomous underwater vehicles

1) *Learning environment and algorithm:* At a high-level, our approach is outlined in Figure 2. In this work, we explore the use of a highly parallelized simulation environment coupled with an on-policy learning algorithm that is capable of quickly utilizing the experience gained. Furthermore, as proposed in [13], [14], we utilize domain randomization, in which various aspects of the simulated environment can be sampled randomly, to train a controller that is agnostic to those environmental changes (up to a point).

For the on-policy learning algorithm, we use the RSL-RL [14] implementation of the Proximal Policy Optimization (PPO) algorithm [31].

2) *Observations, actions, and rewards:* We design a neural network-based policy, parameterized as a 2-layer MLP, that takes in an observation vector, with length of 17,

$$\vec{o} = \{\vec{x}_{\text{offset}}, \vec{q}_{des}, \vec{q}, \vec{x}, \vec{\omega}\}$$

where \vec{x}_{offset} is the difference between the desired position and current position of the vehicle, in the vehicle's local frame of reference. As in [32], we learn a controller that drives this offset to the origin, which can then be applied for either position holding or trajectory following, while avoiding the need to sample the entire unbounded state space. We clip the offset error in deployments by the amount seen during training to avoid spurious behaviors. \vec{q} are orientation quaternions and $\vec{\omega}$ are the angular velocities currently measured. The policy network outputs 6 thruster commands as actions, \vec{a} , that are normalized between $\{-1, 1\}$, which are scaled to PWMs. During training, environments are initialized at uniformly random across possible unit rotations and random offsets from respective origins of up to 2-meters, and are also provided random goal unit rotations. Resets occur at fixed step counts, equivalent to 3 seconds of experience time. We also use the guidance term presented in [32] to speed up training.

We define a positive reward function as follows:

$$\text{Reward} = \lambda_x R_x + \lambda_q R_q + \lambda_p R_p, \quad (8)$$

where λ_* are the component weights;

$$R_x = e^{-\|x_{\text{offset}}\|^2} \quad (9)$$

is the reward associated with reaching the desired position;

$$R_q = e^{-|\text{angle}(\vec{q}_{\text{des}}, \vec{q})|} \quad (10)$$

is the reward associated with robot orientation, and is measured in terms of the rotation angle of the difference quaternion $\vec{q}_{\text{des}} \vec{q}^*$, when expressed in axis-angle format. We use the provided method from [28]. Here q^* represents the conjugate of the quaternion.

$$R_p = e^{-\|\vec{a}\|^2} \quad (11)$$

is the reward associated with choosing control commands (actions) that minimize energy usage.

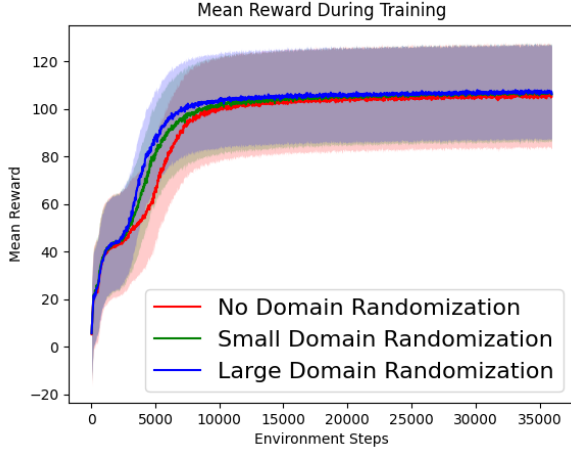


Fig. 3: Mean reward collected during training with various amounts of domain randomization.

	No DR	Small DR	Large DR
Angular MSE	0.013	0.011	0.011
Positional MSE	0.058	0.056	0.051

(a) Ideal environment			
	No DR	Small DR	Large DR
Angular MSE	0.401	0.195	0.204
Positional MSE	0.108	0.081	0.104

(b) Lowered volume and small center of buoyancy shift

TABLE III: Evaluation results from simulation comparing performance of networks trained with and without domain randomization under various dynamics parameters.

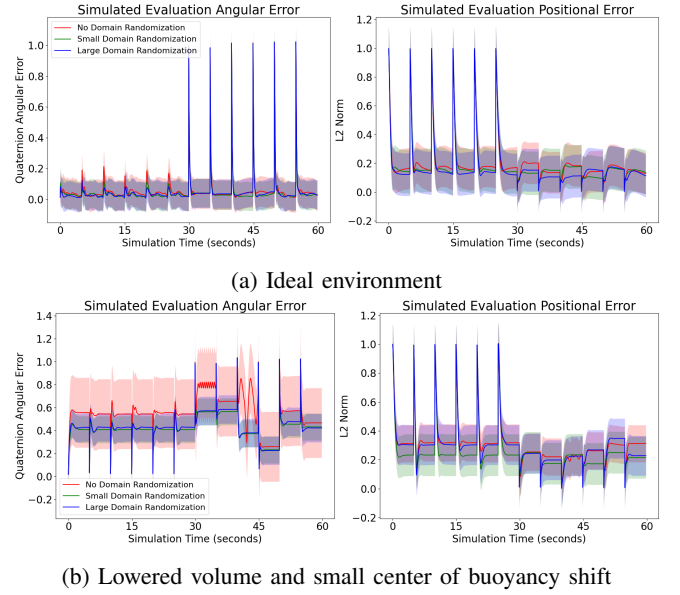


Fig. 4: Plotted results from simulation testing of networks under different parameters demonstrating how networks trained using domain randomization exceed performance of naive networks when dynamic parameters are shifted. We use the l_2 -norm and the quaternion distance described in Equation 10 to compute the errors.

3) *Domain transfer (validation in simulation)*: Domain randomization has been shown to be an effective strategy for domain transfer, both in purely simulation and sim-to-real applications, as discussed in [13]. We focus our analysis on issues that are more unique and reflective of the issues that one may encounter in the underwater domain, compared to that of quadrotors [13] or quadrupeds [14]. In particular, it is common in AUVs to add new underwater housings for various deployments, usually equipping the vehicle with different sensing or computing capabilities. These additional housings will typically add both *volume* and hence potentially shift the *COB-COM* offset, which acts as a stabilizing force (between gravity and buoyancy) for underwater vehicles.

To do this, we train 3 policy networks with varying degrees of domain randomization, from none, medium, and large, on the volume and COB-COM offset terms, as specified in Table II, these environments are sampled around the default settings in Table I.

To test the robustness to domain transfer, we evaluate each policy against an environment with the default settings and another with shifted volume and COB-COM offset that is commanded to move in both directions along each of the 3 linear and 3 orientation axes by a fixed distance or angle (such as 1-meter forward or 60-degrees yaw), and given roughly 5 seconds to do so. The best performing policy across both domains is selected for testing in the real-world.

D. Domain transfer (sim-to-real)

To test the transfer-ability of the trained network, we deploy our selected policy from simulation onto CUREE




Fig. 5: Real world testing experiments, showing neural controller ability to reject large disturbances while holding position and orientation. Note that the vehicle is ballasted to be positively buoyant, so must actively position hold. The controller is running on-board the vehicle’s Jetson Orin NX and sending low-level motor commands at 20Hz. A human with a stick drags CUREE aggressively to the side, and the neural controller is able to return. An AprilTag is used for vision-based feedback to provide global position in the tank. This is fused with DVL and IMU feedback for faster position feedback and for when the AprilTag can no longer be seen.

[5]. CUREE is an AUV equipped with 6 BlueRobotics T200 thrusters for 6-DOF movement and a Nvidia Jetson Orin NX, in a water-cooled housing, that allows us to run our neural network policy on-board in real-time (20Hz). On-board cameras (which are used to detect AprilTags), a Doppler Velocity Logger (DVL) and an Inertial Measurement Unit (IMU) are fused via an EKF to provide position, orientation, and velocity estimates in the body frame Figure 2. The sensors and thrusters are all controlled and monitored through a Raspberry Pi 4, and everything is implemented in ROS for coordination. Furthermore CUREE is small enough to fit in checked luggage and is actively deployed in various coral reef, marine, and freshwater environments [5]. These attributes make CUREE an ideal platform for testing our RL-based controls.

The policy takes state estimates from the EKF and a desired pose from a user or trajectory, and outputs thruster commands. We note that unlike in [32], [33], we do not model motor action delays which can lead to instabilities in deployment. For this, we apply a quaternion slerp between the desired and estimated quaternions for stable sim-to-real transfer. To test the robustness and accuracy of the controller, CUREE is commanded to hold a position above an AprilTag while it is aggressively perturbed via external forces. This setup is shown in Figure 5.

As we do not introduce our agent to any data collected in the real-world during the training process, our method is fully zero-shot.

IV. RESULTS AND DISCUSSION

A. Training

The mean reward curves across the different training configurations are shown in Figure 3. We are able to simulate

2048 environments in parallel while using roughly 11.4 GB of GPU memory on-board an Nvidia A6000 GPU. Total training time was roughly 10-20 minutes. We note that after the initial spike from running the base simulation, increasing the number of environments led to very minimal increase GPU memory usage, so we theorize that we could run simulate significantly more environments at a time. Counter-intuitively, we observe that using domain randomization increases the convergence rate of the training.

B. Evaluating domain transfer in simulation

The results of our simulation-based domain transfer evaluation are in Figure 4, which are accumulated into the results in Table III. The ideal setting is simply testing the trained controller on the nominal environment in Table I, while the simulated domain shifted vehicle has a COB-COM that is 0.2 meters in front of the vehicle’s COM, and with a 1.5L lower volume (so it is negatively buoyant).

We see that some domain randomization provides improved domain transfer performance, but there is a limit, as further domain randomization causes decreasing performance at a point. This has also been discussed in [13], but intuitively, can be hypothesized that the domain randomization process is only learning an averaged behavior across domains, rather than one that can adapt to maximize performance in each. At some point, this results in too restrictive/conservative of a controller. We thus select the small-DR trained policy for testing in the real world.

C. Sim-to-real transfer

We test zero-shot transfer of the policy directly on real hardware in a small tank environment (which limits our abilities to test full trajectories). This version of CUREE has various sensors such as hydrophones and extra computers

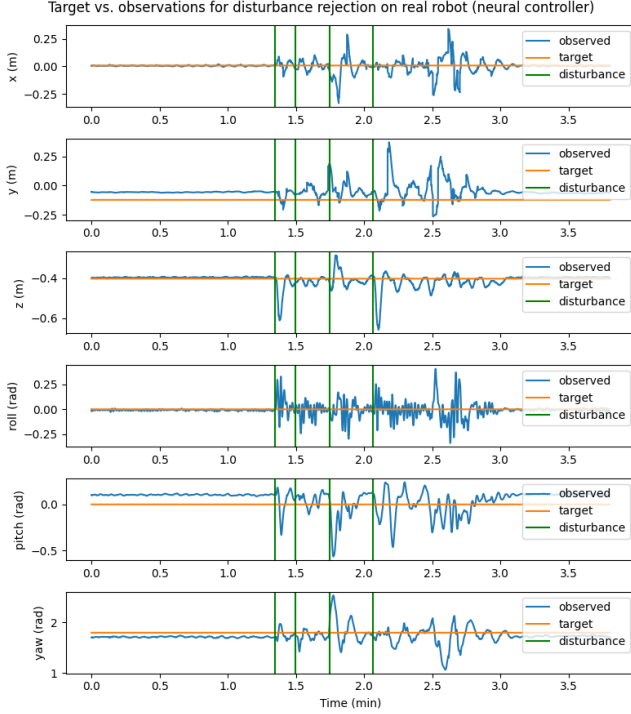


Fig. 6: Results of disturbance rejection experiment when utilizing a neural controller trained using the described RL strategy. The AUV is set to position hold at the target set-points while a large external impulse force (stick pushes the robot briefly) is applied. Disturbances are marked by green vertical lines (manually annotated through video review).

on a different housing, none of which were measured or integrated into the model. We are thus deploying on a vehicle with mostly unknown hydrodynamics. By recording both the commanded poses and estimated poses we are able to evaluate how closely CUREE is able to hold a position and how it recovers from aggressive disturbances as shown in Figure 6 and Figure 5. These show that CUREE, with the trained neural network policy, running at roughly 20Hz, is able to reject aggressive disturbances. This is rather surprising given the simplistic simulated modeling and domain randomization. When compared to the performance of the PID controller Figure 7, the neural controller seems more aggressive, which aligns with [13], [32].

Additionally, it is interesting to note the steady-state error that is present in the neural controller, especially in the pitch and y-directions in Figure 6. This is because the controller, as currently configured, only learns a conservative policy that works well on average, but cannot adapt to specific deployment conditions. In the future, online learning and adaptation techniques such as those presented in [33] can help alleviate these types of errors.

Further errors that we noticed in deployments that are not captured by our model are issues such as major thruster imbalances (housings that do not have streamlined geometry severely hinder thruster performance in asymmetric ways).

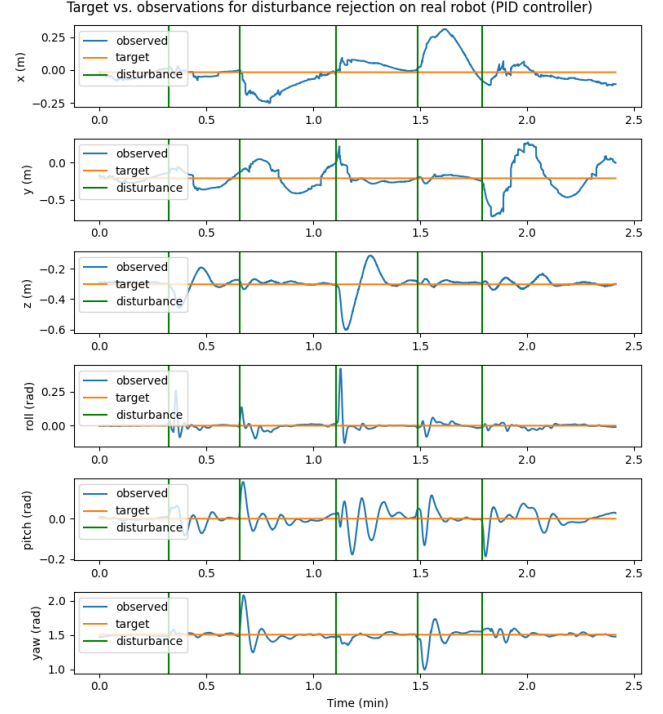


Fig. 7: Results of disturbance rejection experiment when utilizing a PID controller, naively and manually tuned. Disturbance methodology is the same as in Figure 6.

V. CONCLUSION

In this work, we provided a hydrodynamics implementation in Isaac Lab that enables highly parallelized simulations for underwater vehicles. We use it to train a control policy that maps high-level 6-DOF commands directly into thruster commands, in minutes, that is able to zero-shot transfer to various dynamics settings immediately. We further validate, in real-world experiments, that it can run in real-time on-board a custom AUV which enables it to recover from aggressive disturbances even when provided with full 6-DOF commands.

In the future we plan to explore using online learning and adaptation techniques such as those proposed by [34], [33], [35], [36] to develop a controller that can adapt to new physical circumstances in real-time. We hope to integrate these with our simulation in order to warmstart the model and then further fine-tune it through online learning to provide domain adaptation and resolve issues such as the steady state errors we observed in our previous experiments.

ACKNOWLEDGMENTS

Thanks to Ethan Fahnestock for the initial IsaacSim-based simulator implementation and reinforcement learning pipeline. Thanks to the WHOI Summer Student Fellowship Program for financial support. Thanks also to Nathan McGuire, Peter Werner, Daniel Yang, and Tim Seyde for their help and discussions.

REFERENCES

- [1] M. Jakuba, M. Curran, A. Klesh, H. J. Buenger, and C. R. German, "Four thousand meters under ice: Exploring ice-covered chemosynthetic ecosystems at the aurora vent field with the nui hybrid remotely operated vehicle," in *2024 Astrobiology Science Conference*. AGU, 2024.
- [2] L. Hawkes, O. Exeter, S. Henderson, C. Kerry, A. Kukulya, J. Rudd, S. Whelan, N. Yoder, and M. Witt, "Autonomous underwater videography and tracking of basking sharks," *Animal Biotelemetry*, vol. 8, pp. 1–10, 2020.
- [3] A. Mitchell, E. McGookin, and D. Murray-Smith, "Comparison of control methods for autonomous underwater vehicles," *IFAC Proceedings Volumes*, vol. 36, no. 4, pp. 37–42, 2003, iFAC Workshop on Guidance and Control of Underwater Vehicles 2003, Newport, South Wales, UK, 9–11 April 2003. [Online]. Available: <https://www.sciencedirect.com/science/article/pii/S1474667017366545>
- [4] Z. Yan, P. Gong, W. Zhang, and W. Wu, "Model predictive control of autonomous underwater vehicles for trajectory tracking with external disturbances," *Ocean Engineering*, vol. 217, p. 107884, 2020. [Online]. Available: <https://www.sciencedirect.com/science/article/pii/S0029801820308490>
- [5] Y. Girdhar, N. McGuire, L. Cai, S. Jamieson, S. McCammon, B. Claus, J. E. S. Soucie, J. E. Todd, and T. A. Mooney, "CUREE: A curious underwater robot for ecosystem exploration," in *2023 IEEE International Conference on Robotics and Automation (ICRA)*, 2023, pp. 11 411–11 417.
- [6] A. Loquercio, E. Kaufmann, R. Ranftl, M. Müller, V. Koltun, and D. Scaramuzza, "Learning high-speed flight in the wild," *Science Robotics*, vol. 6, no. 59, Oct. 2021. [Online]. Available: <http://dx.doi.org/10.1126/scirobotics.abg5810>
- [7] A. Loquercio, E. Kaufmann, R. Ranftl, A. Dosovitskiy, V. Koltun, and D. Scaramuzza, "Deep drone racing: From simulation to reality with domain randomization," *IEEE Transactions on Robotics*, vol. 36, no. 1, p. 1–14, Feb. 2020. [Online]. Available: <http://dx.doi.org/10.1109/TRO.2019.2942989>
- [8] E. Kaufmann, L. Bauersfeld, A. Loquercio, M. Müller, V. Koltun, and D. Scaramuzza, "Champion-level drone racing using deep reinforcement learning," *Nature*, vol. 620, no. 7976, p. 982–987, Aug. 2023. [Online]. Available: <http://dx.doi.org/10.1038/s41586-023-06419-4>
- [9] J. Hwangbo, J. Lee, A. Dosovitskiy, D. Bellicoso, V. Tsounis, V. Koltun, and M. Hutter, "Learning agile and dynamic motor skills for legged robots," *Science Robotics*, vol. 4, no. 26, p. eaau5872, 2019. [Online]. Available: <https://www.science.org/doi/abs/10.1126/scirobotics.aau5872>
- [10] Lee, Joonho, Hwangbo, Jemin, Wellhausen, Lorenz, Koltun, Vladlen, and Hutter, Marco, "Learning quadrupedal locomotion over challenging terrain," 2020. [Online]. Available: <http://hdl.handle.net/20.500.11850/448343>
- [11] H. Duan, B. Pandit, M. S. Gadde, B. Van Marum, J. Dao, C. Kim, and A. Fern, "Learning vision-based bipedal locomotion for challenging terrain," in *2024 IEEE International Conference on Robotics and Automation (ICRA)*, 2024, pp. 56–62.
- [12] Z. Wang, H. Huang, J. Tang, and L. Hu, "A deep reinforcement learning-based approach for autonomous lane-changing velocity control in mixed flow of vehicle group level," *Expert Systems with Applications*, vol. 238, p. 122158, 2024. [Online]. Available: <https://www.sciencedirect.com/science/article/pii/S095741742302660X>
- [13] A. Molchanov, T. Chen, W. Hönig, J. A. Preiss, N. Ayanian, and G. S. Sukhatme, "Sim-to-(multi)-real: Transfer of low-level robust control policies to multiple quadrotors," in *2019 IEEE/RSJ International Conference on Intelligent Robots and Systems (IROS)*. IEEE, 2019, pp. 59–66.
- [14] N. Rudin, D. Hoeller, P. Reist, and M. Hutter, "Learning to walk in minutes using massively parallel deep reinforcement learning," in *Conference on Robot Learning*. PMLR, 2022, pp. 91–100.
- [15] J. Tobin, R. Fong, A. Ray, J. Schneider, W. Zaremba, and P. Abbeel, "Domain randomization for transferring deep neural networks from simulation to the real world," *CoRR*, vol. abs/1703.06907, 2017. [Online]. Available: <http://arxiv.org/abs/1703.06907>
- [16] D. Meger, J. C. G. Higuera, A. Xu, P. Giguère, and G. Dudek, "Learning legged swimming gaits from experience," in *2015 IEEE International Conference on Robotics and Automation (ICRA)*, 2015, pp. 2332–2338.
- [17] B. Hadi, A. Khosravi, and P. Sarhadi, "Deep reinforcement learning for adaptive path planning and control of an autonomous underwater vehicle," *Applied Ocean Research*, vol. 129, p. 103326, 2022. [Online]. Available: <https://www.sciencedirect.com/science/article/pii/S0141118722002589>
- [18] I. Masmitja, M. Martin, T. O'Reilly, B. Kieft, N. Palomeras, J. Navarro, and K. Katija, "Dynamic robotic tracking of underwater targets using reinforcement learning," *Science Robotics*, vol. 8, no. 80, p. eade7811, 2023. [Online]. Available: <https://www.science.org/doi/abs/10.1126/scirobotics.ade7811>
- [19] W. Lu, K. Cheng, and M. Hu, "Reinforcement learning for autonomous underwater vehicles via data-informed domain randomization," *Applied Sciences*, vol. 13, no. 3, 2023. [Online]. Available: <https://www.mdpi.com/2076-3417/13/3/1723>
- [20] N. Koenig and A. Howard, "Design and use paradigms for gazebo, an open-source multi-robot simulator," in *2004 IEEE/RSJ International Conference on Intelligent Robots and Systems (IROS) (IEEE Cat. No.04CH37566)*, vol. 3, 2004, pp. 2149–2154 vol.3.
- [21] T. R. Player, A. Chakravarty, M. M. Zhang, B. Y. Raanan, B. Kieft, Y. Zhang, and B. Hobson, "From concept to field tests: Accelerated development of multi-auv missions using a high-fidelity faster-than-real-time simulator," in *2023 IEEE International Conference on Robotics and Automation (ICRA)*. IEEE, 2023, pp. 3102–3108.
- [22] M. M. M. Manhães, S. A. Scherer, M. Voss, L. R. Douat, and T. Rauschenbach, "Uuv simulator: A gazebo-based package for underwater intervention and multi-robot simulation," in *OCEANS 2016 MTS/IEEE Monterey*, 2016, pp. 1–8.
- [23] M. M. Zhang, W.-S. Choi, J. Herman, D. Davis, C. Vogt, M. McCarrin, Y. Vijay, D. Dutia, W. Lew, S. Peters *et al.*, "Dave aquatic virtual environment: Toward a general underwater robotics simulator," in *2022 IEEE/OES Autonomous Underwater Vehicles Symposium (AUV)*. IEEE, 2022, pp. 1–8.
- [24] M. Prats, J. Pérez, J. J. Fernández, and P. J. Sanz, "An open source tool for simulation and supervision of underwater intervention missions," in *2012 IEEE/RSJ International Conference on Intelligent Robots and Systems*, 2012, pp. 2577–2582.
- [25] A. Amer, O. Álvarez Tuñón, H. I. Ugurlu, J. le Fevre Sejersen, Y. Brodskiy, and E. Kayacan, "Unav-sim: A visually realistic underwater robotics simulator and synthetic data-generation framework," 2023. [Online]. Available: <https://arxiv.org/abs/2310.11927>
- [26] E. Todorov, T. Erez, and Y. Tassa, "Mujoco: A physics engine for model-based control," in *2012 IEEE/RSJ International Conference on Intelligent Robots and Systems*, 2012, pp. 5026–5033.
- [27] V. Makoviychuk, L. Wawrzyniak, Y. Guo, M. Lu, K. Storey, M. Macklin, D. Hoeller, N. Rudin, A. Allshire, A. Handa, and G. State, "Isaac gym: High performance gpu-based physics simulation for robot learning," *CoRR*, vol. abs/2108.10470, 2021. [Online]. Available: <https://arxiv.org/abs/2108.10470>
- [28] M. Mittal, C. Yu, Q. Yu, J. Liu, N. Rudin, D. Hoeller, J. L. Yuan, R. Singh, Y. Guo, H. Mazhar, A. Mandlekar, B. Babich, G. State, M. Hutter, and A. Garg, "Orbit: A unified simulation framework for interactive robot learning environments," *IEEE Robotics and Automation Letters*, vol. 8, no. 6, pp. 3740–3747, 2023.
- [29] G. Brockman, V. Cheung, L. Pettersson, J. Schneider, J. Schulman, J. Tang, and W. Zaremba, "Openai gym," *CoRR*, vol. abs/1606.01540, 2016. [Online]. Available: <http://arxiv.org/abs/1606.01540>
- [30] D. Yoerger, J. Cooke, and J.-J. Slotine, "The influence of thruster dynamics on underwater vehicle behavior and their incorporation into control system design," *IEEE Journal of Oceanic Engineering*, vol. 15, no. 3, pp. 167–178, 1990.
- [31] J. Schulman, F. Wolski, P. Dhariwal, A. Radford, and O. Klimov, "Proximal policy optimization algorithms," *CoRR*, vol. abs/1707.06347, 2017. [Online]. Available: <http://arxiv.org/abs/1707.06347>
- [32] J. Eschmann, D. Albani, and G. Loianno, "Learning to fly in seconds," *IEEE Robotics and Automation Letters*, 2024.
- [33] G. B. Margolis, G. Yang, K. Paigwar, T. Chen, and P. Agrawal, "Rapid locomotion via reinforcement learning," *The International Journal of Robotics Research*, vol. 43, no. 4, pp. 572–587, 2024.
- [34] X. B. Peng, E. Coumans, T. Zhang, T. E. Lee, J. Tan, and S. Levine, "Learning agile robotic locomotion skills by imitating animals," *CoRR*, vol. abs/2004.00784, 2020. [Online]. Available: <https://arxiv.org/abs/2004.00784>

- [35] D. Hafner, T. P. Lillicrap, J. Ba, and M. Norouzi, "Dream to control: Learning behaviors by latent imagination," *CoRR*, vol. abs/1912.01603, 2019. [Online]. Available: <http://arxiv.org/abs/1912.01603>
- [36] P. Wu, A. Escontrela, D. Hafner, K. Goldberg, and P. Abbeel, "Daydreamer: World models for physical robot learning," 2022. [Online]. Available: <https://arxiv.org/abs/2206.14176>