

# Instance-adaptive Zero-shot Chain-of-Thought Prompting

Xiaosong Yuan<sup>1</sup>, Chen Shen<sup>2</sup>, Shaotian Yan<sup>2</sup>, Xiaofeng Zhang<sup>3</sup>  
Liang Xie<sup>4</sup>, Wenxiao Wang<sup>4</sup>, Renchu Guan<sup>1\*</sup>, Ying Wang<sup>1</sup>, Jieping Ye

<sup>1</sup>College of Computer Science and Technology, Jilin University

<sup>2</sup>Alibaba Group

<sup>3</sup>Shanghai Jiao Tong University

<sup>4</sup>College of Software, Zhejiang University

yuanxs19@mails.jlu.edu.cn

## Abstract

Zero-shot Chain-of-Thought (CoT) prompting emerges as a simple and effective strategy for enhancing the performance of large language models (LLMs) in real-world reasoning tasks. Nonetheless, the efficacy of a singular, task-level prompt uniformly applied across the whole of instances is inherently limited since one prompt cannot be a good partner for all, a more appropriate approach should consider the interaction between the prompt and each instance meticulously. This work introduces an instance-adaptive prompting algorithm as an alternative zero-shot CoT reasoning scheme by adaptively differentiating good and bad prompts. Concretely, we first employ analysis on LLMs through the lens of information flow to detect the mechanism under zero-shot CoT reasoning, in which we discover that information flows from question to prompt and question to rationale jointly influence the reasoning results most. We notice that a better zero-shot CoT reasoning needs the prompt to obtain semantic information from the question then the rationale aggregates sufficient information from the question directly and via the prompt indirectly. On the contrary, lacking any of those would probably lead to a bad one. Stem from that, we further propose an instance-adaptive prompting strategy (IAP) for zero-shot CoT reasoning. Experiments conducted with LLaMA-2, LLaMA-3, and Qwen on math, logic, and commonsense reasoning tasks (e.g., GSM8K, MMLU, Causal Judgement) obtain consistent improvement, demonstrating that the instance-adaptive zero-shot CoT prompting performs better than other task-level methods with some curated prompts or sophisticated procedures, showing the significance of our findings in the zero-shot CoT reasoning mechanism.

## 1 Introduction

Large language models (LLMs) have demonstrated capabilities at tackling copious reasoning tasks through Chain-of-Thought (CoT) [1, 2, 4, 10, 6, 5, 22, 15, 24, 14]. Compared to the few-shot setting for CoT generally, zero-shot CoT prompting can achieve approximate performance with merely one natural language prompt rather than complicated demonstrations, which has been proven as a simple and efficient paradigm [2]. Numerous efforts have been thrown into searching for better prompts that can benefit zero-shot CoT reasoning. Plan-and-Solve [5] employs a human-crafted prompt to break down the question and automatically generates reasoning steps. OPPr [22] takes the LLM as an optimizer to update a zero-shot CoT prompt iteratively and produce corresponding optimized prompts for a given task. Self-discover [24] selects relevant atomic reasoning modules (e.g. breaking down problems, critical thinking) for a given task, then adapts and customizes those modules to fit the task.

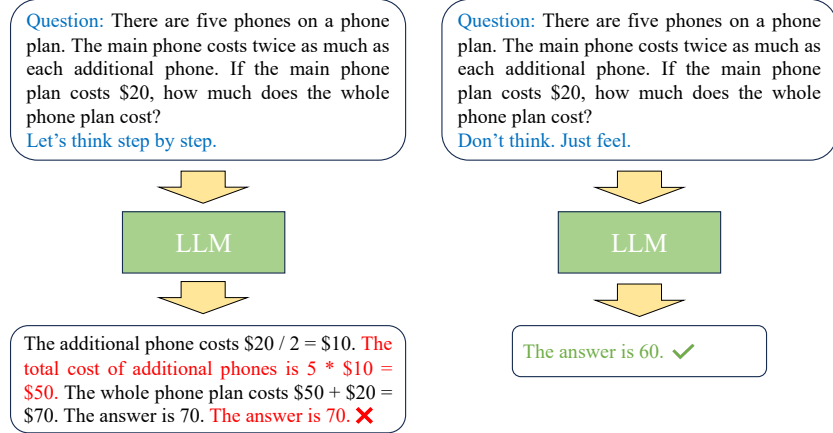


Figure 1: Input the same question with two different prompts to guide the LLM to answer it. Blue words are format tokens and prompts, red words mark wrong reasoning steps.

All prior methods focused on constructing prompts from the task perspective, aiming to find the optimal task-level prompt. Seeking the optimal prompt for a given task may achieve compelling performance, beating other prompts on the dataset scale. However, from the perspective of instance, the task-level optimal prompt within a dataset may have adverse effects on certain instances, whereby the model, capable of correctly answering them under other sub-optimal task-level prompts [7, 8, 11, 13, 17, 23]. Figure 1 illustrates an instance from GSM8K dataset [36], this is a simple question that can be straightforwardly answered correctly under "Don't think. Just feel.", which is generally regarded as a less favorable prompt, but "Let's think step by step" guides the LLM to bad reasoning in some steps. Therefore, an instance-wise zero-shot CoT prompt is more plausible for better reasoning and may achieve a cap-breaking performance compared to the task-level optimal prompt.

Nevertheless, the severe challenge of choosing one of the suitable prompts for each instance remains: the difficulty of understanding why some reasoning processes succeed while others fail. To meet such a challenge, we intend to detect the mechanism of zero-shot CoT which is an unclear mystery [9, 16, 12, 18]. Neuron saliency score analysis is an important approach for observing the information flow during the model inference [19–21, 32], by which we can observe a click of the dynamic reasoning process in certain steps. After comprehensive investigation across several LLMs and tasks, we find that a successful reasoning procedure tends to satisfy the following conditions: the semantic information of the question should be aggregated to the prompt first, and the reasoning steps gather information from both the original question and the synthesized question-prompt semantic information. Otherwise, it is more likely to be a failure reasoning. Such a saliency score phenomenon is in line with human intuition, as the question is the beginning of reasoning, one needs to understand it first, then solve it following the rules within the prompt while always concerning the question itself.

Inspired by the above findings, we further propose an instance-adaptive prompting strategy (IAP) for zero-shot CoT reasoning. Given a list of prompts in distinct styles, we try to recognize good ones that elicit LLMs to reason toward the correct answer while avoiding bad CoT reasoning, referring to the analytical results. We conduct comprehensive experiments with IAP and existing methods with multiple LLMs on various tasks. Experimental results show that the IAP can consistently improve the overall performance of LLMs such as LLaMA-2 13B, LLaMA-3 8B, and Qwen 14B on kinds of reasoning tasks including math, logic, and commonsense reasoning. Specifically, the IAP strategy achieves a 2%-4% accuracy enhancement across tasks and models compared to the optimal task-level prompt. Our contributions can be summarized as follows:

- We look into the inside interactions among three components (*i.e.*, question, prompt, rationale) in zero-shot CoT reasoning through the saliency score analysis and discover that good reasoning rationale tends to aggregate information from both the question and the prompt, in which the prompt first gathers information from the question. In contrast, bad reasoning probably ignores one of them.
- We propose the IAP – an instance-level adaptive prompting strategy based on our findings to achieve better CoT reasoning by selecting a proper prompt that can elicit LLMs to reason from some given prompts for each question correctly.

- Extensive experiments illustrate the superior performance of our instance-level adaptive prompting zero-shot CoT strategy, demonstrating the effectiveness of our findings for differentiating the reasoning processes with saliency scores.

## 2 Information Flow Analysis on Zero-shot CoT

It is critical to determine the key factors for good zero-shot CoT reasoning, therefore we dive into the LLMs inference process in disparate parts. There are three main components in zero-shot CoT: question  $q$ , prompt  $p$ , and rationale  $r$ , and we need to choose a proper tool to analyze the semantic information interactions among these components. The saliency score is a common practice for analyzing the information flow in In-Context Learning [19, 21], and we intend to adapt it to CoT reasoning to observe the information flow in the zero-shot setting. The saliency matrix is computed by multiplying an attention matrix and its gradient for the target output element-wise as follows:

$$I^{(\ell,h)} = \left| A^{(\ell,h)} \odot \frac{\partial \mathcal{L}(x)}{\partial A^{(\ell,h)}} \right| \quad (1)$$

where  $x$  is the input of the model,  $A^{(\ell,h)}$  represents the value of the attention matrix of the  $h$ -th head in the  $\ell$ -th layer,  $\odot$  represents the operation of element-wise multiplication, and  $\mathcal{L}(\cdot)$  is the loss function, which is the cross-entropy in our implementation. Since the attention module involves interactions among the whole sequence, as a view of information flow, we can compute the saliency scores between dispersed parts during zero-shot CoT reasoning.

### 2.1 Preliminary analysis

We define the reasoning that produces the right answer to a given question as good reasoning, otherwise as bad reasoning. Given various information interactions happen among reasoning steps during the model inference, choosing which step (*i.e.*, output token) to explore is critical. Despite the most popular practice being the last step for the In-Context Learning [19, 21], there are distinct circumstances in the CoT reasoning [32], our investigation shows that not all the final answers appear at the reasoning last step. To eliminate the effect of distinct LLM generation styles as much as possible, we adopt uniformly the answer generation step for all tasks as our observation time, concretely, we implement that with several regular expressions to recognize the answer step during model inference. More details are in Appendix A.2.

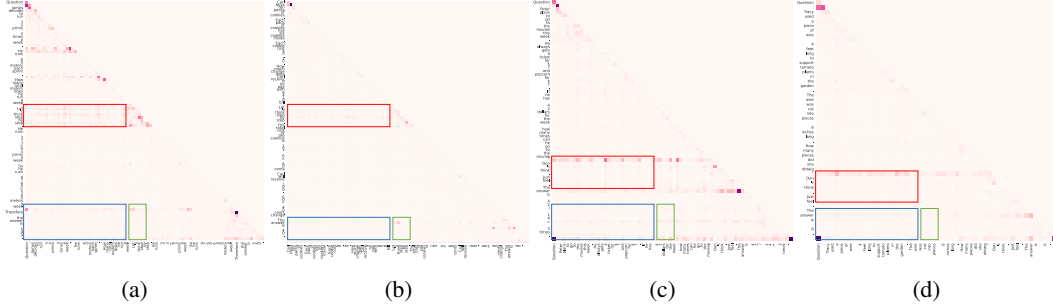


Figure 2: The visualization comparison of the saliency matrices between good and bad reasoning instances with two prompts, the darker the color of the pixel point in the image represents a larger saliency score. (a) and (b) are good and bad reasoning instances under "Let's think step by step.", and so as (c) and (d) under "Don't think. Just feel.", respectively. The red, blue, and green boxes in each subfigure depict the question-to-prompt, question-to-rationale, and prompt-to-rationale information flow, respectively.

Since "Let's think step by step." and "Don't think. Just feel." are two representative good and bad zero-shot prompts on task-level in [2], we select them as our test prompts. To inspect saliency scores of good reasonings and bad ones, we randomly pick two pairs of good-bad reasoning instances under two prompts and visualize the saliency scores inside them in Figure 2, each subfigure depicts the mean of saliency matrices of all layers and all heads, *i.e.*,  $I = \frac{1}{LH} \sum_{\ell=1}^L \sum_{h=1}^H I^{(\ell,h)}$  where  $L$  and  $H$  are the numbers of layer and head. As mentioned earlier, we emphasize the question,

prompt, and rationale during reasoning. In Figure 2a, tokens from the first to the last of the prompt collect information from the question tokens evidently, and some tokens especially those near the answer in the rationale aggregate information from the question and prompt tokens evidently, either. In Figure 2b, things start to change, it seems that the prompt tokens fail to gather information from question tokens, not sufficiently at least, and tokens in the rationale are unable to gain much information from the question or the prompt.

The good and bad reasoning patterns under "Don't think. Just feel." are in line with the ones under "Let's think step by step.", which is shown in Figure 2c and 2d. Figure 2c illustrates that even such a prompt may guide LLMs to output the answer in very few steps after the question, the prompt tokens still capture information from the question plainly, and the limited rationale tokens proactively take advantage of information from both the question and prompt. The phenomenon in a few cases cannot illustrate any universal pattern, hence, we randomly sample 100 instances including an even number of good and bad ones to test the suitability in a larger scope. Figure 3 elaborates that good reasonings have higher mean values on the question-to-prompt, question-to-rationale, and prompt-to-rationale than those bad, justifying the above phenomenon in a broader context. We can conclude that: **For prompts that enable LLMs to reason correctly, there are significant saliency scores in the question-to-prompt and pronounced saliency scores from the question and prompt to the rationale; In contrast, for the prompts that do not lead LLMs to reason correctly, the saliency scores from the question to the prompt are usually not significant, or the flow from the question and the prompt to the rationale is not substantial.** These findings align with the human cognitive process: given a question, one needs to comprehend it first, and then address it by applying the guidelines provided in the prompt while always concerning the question itself.

With the saliency scores phenomenon during zero-shot CoT reasoning, we believe the strength of saliency scores among them may affect LLMs' reasoning quality. Hence, we obtain the saliency scores among the question, prompt, and CoT rationale:

$$I_{qp}^{(\ell,h)} = \frac{\sum_{(i,j) \in C_{qp}} I^{(\ell,h)}(i,j)}{|C_{qp}|} \quad (2)$$

$$C_{qp} = \{(i,j) \mid q_s \leq i \leq q_e, p_s \leq j \leq p_e\} \quad (3)$$

where  $I^{(\ell,h)}(i,j)$  represents the intensity of information flow from the  $i$ -th token to the  $j$ -th token in the  $h$ -th head of  $\ell$ -th attention layer,  $|C_{qp}|$  denotes the number of interactions among question tokens and prompt tokens,  $q_s$  and  $p_s$  are the start tokens the question and the prompt, respectively, and  $q_e$  and  $p_e$  are the end tokens. The saliency score of the question-to-rationale  $I_{qr}^{(\ell,h)}$  and the prompt to the rationale  $I_{pr}^{(\ell,h)}$  share the same computing process, only with alteration of start and end tokens.

## 2.2 Layer analysis

Popular LLMs are Transformer decoder-only models of numbers of stacked layers, and these decoder blocks play distinct roles in processing information during model reasoning. To determine the discrepancy between good reasoning and bad, we intend to check layer-wise saliency scores. In Figure 4, we visualize the saliency scores within the LLM as it processes input through its multiple layers, and each sub-figure depicts the mean of the saliency scores of all heads in a certain layer, i.e.,  $I_{qp}^{(\ell)} = \frac{1}{H} \sum_{h=1}^H I_{qp}^{(\ell,h)}$ ,  $\ell = 1, \dots, L$ .  $I_{qr}^{(\ell)}$  and  $I_{pr}^{(\ell)}$  follows the same principle. The sub-figures depict saliency scores that indicate the semantic information transfer between different components of the input: the question to the prompt, the question to rationale, and the prompt to rationale. The saliency scores here serve as a quantified metric to display how the semantics of the given question and the provided prompt contribute to a well-articulated rationale. Good and bad prompts' representation across the layers enables a deeper understanding of the internal dynamics and the efficacy with which the model synthesizes input information.

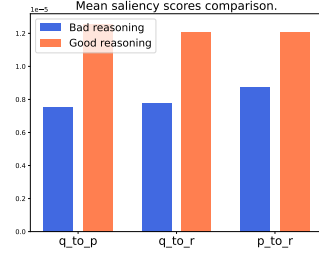


Figure 3: Comparison between mean values of randomly sampled 50 good and bad instances from GSM8K in question-to-prompt, question-to-rationale, and prompt-to-rationale.

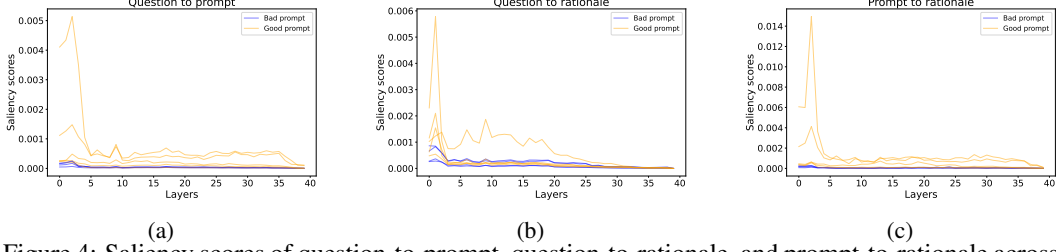


Figure 4: Saliency scores of question-to-prompt, question-to-rationale, and prompt-to-rationale across layers. The yellow lines represent prompts that effectively guide the LLMs to generate the correct answer, indicating good prompts. Conversely, the blue lines denote ineffective prompts.

As observed in Figure 4a, there is a pronounced peak in shallow layers of the LLM, demonstrating a substantial transfer of semantic content from the question to prompt in the good reasoning. This trend suggests that when the model formulates a robust prompt, it effectively aggregates the critical aspects of the original question at the outset, setting a strong foundation for later steps. Figure 4b maintains lower, yet consistent, saliency scores through the majority layers for both good and bad prompts when transferring information from the question to the rationale. This implies that while the question’s semantics are integral to crafting the rationale, the direct influence is far less than the initial aggregation seen in question to prompt saliency scores. Figure 4c depicts the information flow from the prompt to the rationale, we observe a minor but stable ascending trend for good prompts. This gradual integration underscores the importance of the prompt in orchestrating the connection between the given question and rationale, particularly in the later stages process within the LLM.

Through a layer-wise analysis, we notice that the question’s information first aggregates to the prompt in shallow layers, which suggests that an appropriate prompt acts as a catalyst, enhancing the model’s ability to integrate and leverage the question’s meaning. Subsequently, the reasoning gathers and refines information from both the original question and the synthesized question-prompt semantics, culminating in a coherent and contextually informed rationale. These information aggregation phenomena signify that shallow layers of the model are capable of encoding the semantic information of the question and prompt. The insights drawn from these findings evoke the potential for interpretability and reasoning capabilities of LLMs, indicating that the judicious formation of prompts can orchestrate the saliency scores in ways that affect rationales’ quality.

### 2.3 Head analysis

Multi-head attention is the fundamental component in the Transformer decoder to learn the same sequence from multi-view, like different positions of Transformer blocks, scattered heads are sensitive to their locations. Figure 5 provides an in-depth examination of the instance-level saliency scores within the attention mechanism of the LLM. Representation of saliency scores as heatmap visualizations offers a detailed perspective on how semantics flow the question, prompt, and rationale propagates through individual attention heads across various layers.

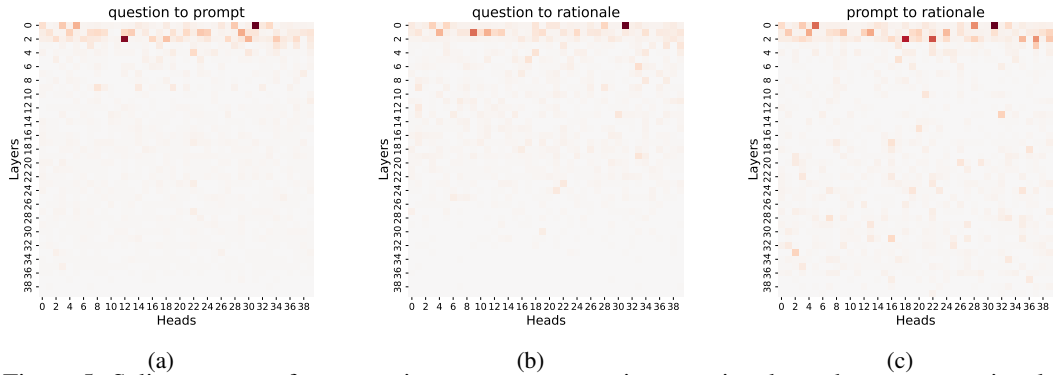


Figure 5: Saliency scores from question to prompt, question to rationale, and prompt to rationale. The color intensity across the heatmap denotes varying degrees of engagement among heads, the darker color denotes the higher score.

Figure 5a highlights the saliency scores from the question to the prompt, attention heads at the front of the middle and end positions effectively concentrate question semantics and aid their embedding into the prompt context. Notably, this pattern corroborates our understanding that certain heads are specialized in aggregating the shallow layers, which is essential for formulating coherent prompts. Figure 5b shows the transition from the question to the rationale, reflecting the model’s nuanced strategy of parsing the question to spawn a rationale and this aligns with the layer-level analysis, asserting the importance of inheriting question semantics, albeit less evidently than the question-to-prompt transition. Figure 5c delineates the flow from the prompt to the rationale, scattered saliency scores across heads denote that while all heads partake in the progression towards a rationale, middle and behind heads are pivotal in harmonizing the prompt with the rationale context. This staged intertwining of prompt and rationale semantics accentuates the sophisticated nature of information assimilation in the latter reasoning.

Combining the above 3 types of head-wise analysis, we note that the distribution and intensity of attention across heads are not homogeneous but are rather intricately patterned to orchestrate a hierarchical and systematic progression of semantics. The saliency scores from the question to the prompt and rationale are proven to be the core in the early phase, setting a solid foundation for rational derivation. The subsequent interactions that spawn the rationale further underscore the nuanced employment of attention heads in synthesizing compounds of the initial question with emergent prompt semantics. The intelligence encapsulated in this fine-grained attention tracing elucidates the role of discrete heads in sculpting the LLM’s reasoning.

### 3 Adaptive Instance-level Zero-shot CoT

To discover the zero-shot CoT reasoning capabilities of LLMs, we meticulously decompose the saliency score inherent in layers and heads to discern patterns of good and bad CoT reasonings in a fine-grained manner. In Section 2.2 and 2.3, we find that good reasonings always have higher saliency scores than bad ones in the question-to-prompt, question-to-rationale, and prompt-to-rationale, we further discover the front heads of the middle and end positions in shallow layers contribute to the saliency scores in both the question-to-prompt and question-to-rationale.

We first compute the saliency scores of question-to-prompt, question-to-rationale, as well as prompt-to-rationale. Then, for each question and a certain prompt, we compute the synthesized saliency score as follows:

$$S = \frac{1}{|\mathcal{L}| \cdot |\mathcal{H}|} \sum_{\ell, h \in \mathcal{L} \times \mathcal{H}} \lambda_1 \cdot I_{qp}^{(\ell, h)} + \lambda_2 \cdot I_{qr}^{(\ell, h)} + \lambda_3 \cdot I_{pr}^{(\ell, h)} \quad (4)$$

where  $I_{qp}^{(\ell, h)}$ ,  $I_{qr}^{(\ell, h)}$ , and  $I_{pr}^{(\ell, h)}$  are the question-to-prompt, question-to-rational and prompt-to-rationale saliency scores computed as Eq. 2,  $\mathcal{L}$ ,  $\mathcal{H}$  are the indices set of the selected layers and heads,  $\mathcal{L} \times \mathcal{H}$  is the cartesian product of two sets,  $|\mathcal{L}|$  and  $|\mathcal{H}|$  are the number of the elements in the set, and the  $\lambda_1$ ,  $\lambda_2$ , and  $\lambda_3$  are hyperparameters to adjust the ratio of different saliency scores and obey  $\lambda_1 + \lambda_2 + \lambda_3 = 1$ . After engaging in a comparative analysis of numerous instances from various datasets with distinct LLMs and prompts, we summarize different saliency score thresholds of question-to-prompt, question-to-rationale, and prompt-to-rationale to delimit the good and bad reasonings when the inference reaches the answer step. Inspired by these analytical findings, we present a novel **Instance-Adaptive Prompting** strategy, dubbed IAP, which leverages the qualitative and quantitative saliency scores to tailor the zero-shot CoT prompting process instance-wise, thereby enhancing LLMs’ reasoning ability. Our IAP framework can be instantiated through two distinct methodologies: Sequential Substitution (IAP-ss) and Majority Vote (IAP-mv).

**Sequential Substitution (IAP-ss)** Based on the above findings, we believe that a prompt with saliency scores surpassing the corresponding threshold is considered a good prompt for a given question, consequently mitigating the need to explore further prompts. This process terminates upon either identifying an optimal prompt or traversing all candidates.

**Majority Vote (IAP-mv)** Alternatively, the IAP-mv necessitates the computation in Eq. 4 across all candidate prompts, then preserves the top maximum scores, predominant answer among these top scores is selected as the final answer. This synergistic combination ensures that the chosen prompt not only aligns with the LLM’s inherent reasoning pattern but also complies with the collective intelligence inferred from an assorted selection of potential prompts.

Both methods have pros and cons: IAP-ss possesses the efficiency of a heuristic-based sequential evaluation, which needs less computational resource; while IAP-mv owns the robustness supported by the consensus-based vote. Correspondingly, IAP-ss can be constrained in its performance potency since a few irregular instances may depart from our findings; though IAP-mv may achieve better performance, it demands the comprehensive evaluation of all candidate prompts. In summary, the IAP contributes a novel perspective on the paradigm of instance-level prompting strategies that drive the frontier of zero-shot CoT reasoning with LLMs.

## 4 Experiments

### 4.1 Implementation

**Models.** We test IAP and comparison methods on LLaMA-3 8B [42], LLaMA-2 13B [41], and Qwen 14B [43] since they are popular Transformer decoder-only LLMs, which is convenient for exploiting and analyzing inside architectures. We set the generation mode to *greedy-decoding* to minimize irrelevant confounders during the model inference to ensure the answers to fixed questions under the same model and prompt, and all the experiments are run on an 8x NVIDIA A100 GPU server.

**Baselines.** **OPPR** [22] takes the LLM as an optimizer to update a zero-shot CoT prompt iteratively and produce corresponding optimized prompts for copious tasks. **Self-Discover** [24] selects relevant atomic reasoning modules (*e.g.*, decomposing problems, critical thinking) for a given task, then adapts and customizes those modules to fit the task. These two frameworks aim to search for an appropriate prompt, which is essentially similar to our purpose, so we choose them as comparisons with the IAP to observe the performance difference between instance-level and task-level zero-shot CoT prompting.

**Tasks & Metrics.** **GSM8K** [36] is a challenging dataset for assessing the capability of language models in multi-step math reasoning. **SVAMP** [37] is presented for one-step math reasoning, which is easier than GSM8K. **CommonsenseQA** [40] is designed to evaluate a model’s capacity for commonsense reasoning with questions that demand commonsense knowledge. The **MMLU** [39] can assess a model’s multi-task learning abilities across natural language inference, commonsense reasoning, question answering, *etc.* **Causal Judgement** and **Tracking Shuffled Objects** are two sub-tasks in **BBH** [38], the former specifically tests a model’s ability to reason about the dynamics and interactions of objects in a given scenario and the latter presents scenarios that require identifying the underlying causes and effects of specific events or phenomena. We select the **GSM8K** and **SVAMP** for math reasoning, **Causal Judgement**, and **Tracking Shuffled Objects-5-Objects** for logic reasoning, **CSQA**, and **MMLU** for Commonsense reasoning. For all tasks, we adopt Accuracy as the only evaluation metric.

**Zero-shot CoT Prompts.** In the following part, we use #1 to represent "Let’s think step by step.", #2 denotes "First,", #3 is "The answer is after the proof.", #4 is "Before we dive into the answer,", #5 is "Let’s solve this problem by splitting it into steps.", #6 is "Let’s think about this logically.", #7 is "It’s a beautiful day.", #8 is "Don’t think. Just feel.", and #9 is "By the fact that the earth is round," and we implement the IAP by enabling these 9 prompts as the candidates.

### 4.2 Results

Prompts steer these LLMs to achieve different results in multiple tasks, and no single prompt can get an overwhelming performance on all datasets, which makes our research on the mechanism of zero-shot CoT valuable. Table 1 shows the zero-shot CoT reasoning results with LLaMA-3 8B and Qwen 14B and various prompts on 3 reasoning tasks, we put the results of LLaMA-2 13B in the Appendix since LLaMA models share a quite similar architecture.

**Math reasoning.** Compared with these prompts, IAP-mv improves the LLaMA-3 and Qwen’s accuracy on GSM8K from 64.52%, 60.50% to 66.34%, 62.81% respectively. On SVAMP, IAP-mv obtains a 1.33% improvement on both two models compared to the task-level-optimal prompt. It is worth noting that OPPr and Self-discover are unstable with different LLMs and datasets, indicating the unstable characteristics of task-level prompting. Results on these two math reasoning datasets demonstrate the IAP can benefit the math reasoning task.

**Logic reasoning.** For Causal Judgement, IAP-ss and IAP-mv enhance the accuracy of the task-level optimal prompt and IAP-mv outperforms OPPr, which is optimized by numerous iterations. For



Table 1: Zero-shot CoT results with **LLaMA-3 8B** and **Qwen 14B** under various prompts, the results of **LLaMA-2 13B** is in Appendix A.1. Each column stands for a group of task categories, T-Obj. is for Tracking Shuffled Objects which are from the BBH. The "Optimizer-generated prompt" refers to the prompts for each task generated with the algorithm in [22].

Prompt	Math				Logic				Commonsense			
	GSM8K		SVAMP		C-Judge.		T-Obj.		CSQA		MMLU	
	LLaMA3	Qwen	LLaMA3	Qwen	LLaMA3	Qwen	LLaMA3	Qwen	LLaMA3	Qwen	LLaMA3	Qwen
#1	<u>64.52</u>	58.00	73.67	66.00	4.28	9.09	<u>40.00</u>	13.20	59.87	54.63	<u>55.79</u>	42.48
#2	57.54	52.01	67.00	51.67	14.97	17.11	29.60	16.80	<u>64.95</u>	49.06	50.35	61.93
#3	41.62	<u>60.50</u>	62.00	67.33	12.30	9.63	12.40	<u>23.20</u>	59.62	48.73	43.51	48.25
#4	58.98	<u>57.47</u>	60.33	<u>72.00</u>	13.90	6.95	24.40	15.60	64.95	36.61	48.95	74.21
#5	56.25	55.50	57.33	60.67	5.35	<u>28.34</u>	20.00	16.00	55.28	41.20	46.67	<u>76.84</u>
#6	62.74	58.07	<u>76.00</u>	71.33	3.74	3.21	24.40	17.60	59.87	<u>63.23</u>	56.67	55.25
#7	61.79	27.82	66.67	42.67	2.14	1.07	24.00	16.80	33.25	23.42	42.28	57.19
#8	31.69	26.25	57.00	57.67	<u>16.04</u>	1.07	16.80	2.00	35.71	34.56	26.32	9.30
#9	12.05	20.39	39.67	21.00	2.67	2.14	13.60	10.80	50.61	61.75	20.18	30.70
OPPR	65.96	36.01	-	-	18.18	19.79	28.00	4.00	-	-	-	-
Self-dis	8.50	56.33	15.33	52.67	10.70	11.23	36.00	24.00	60.03	57.33	37.37	52.63
IAP-ss	65.36	61.57	75.33	71.67	16.57	26.74	38.80	24.00	65.68	64.37	56.49	77.07
IAP-mv	<b>66.34</b>	<b>62.81</b>	<b>77.33</b>	<b>73.33</b>	<b>19.25</b>	<b>29.95</b>	<b>42.40</b>	<b>25.60</b>	<b>68.39</b>	<b>65.68</b>	<b>59.65</b>	<b>78.95</b>

Tracking shuffle Objects, IAP-mv performs well with Qwen while achieving a sub-optimal accuracy with LLaMA-3, IAP-mv still obtains strong results, improving 2.4% and 2.3% with LLaMA-3 and Qwen, respectively.

**Commonsense reasoning.** On CSQA, the IAP improves the accuracy of the former best for 3.44% with LLaMA-3, and 2.45% with Qwen. On MMLU, LLaMA-3 and Qwen obtain improvement to a large margin, either. We note that improving IAP-mv and IAP-ss on commonsense reasoning is quite salient, demonstrating the effectiveness of the saliency score-based prompting strategies.

Table 2: Accuracy (%) of Consistency and Complementary prompts with **IAP-mv** on 3 tasks with **LLaMA-3 8B** and **Qwen 14B**. The results of **LLaMA-2 13B** are at Appendix A.1.

	Math				Logic				Commonsense			
	GSM8K		SVAMP		C-Judge.		T-Obj.		CSQA		MMLU	
	LLaMA3	Qwen	LLaMA3	Qwen	LLaMA3	Qwen	LLaMA3	Qwen	LLaMA3	Qwen	LLaMA3	Qwen
Instr.	65.05	61.18	76.33	72.67	17.11	29.41	41.60	24.80	67.57	64.54	57.89	78.25
Misl.	31.84	27.37	57.67	59.00	16.04	2.14	17.20	10.40	51.27	63.14	26.84	31.05
Instr.+Irr.	65.35	61.49	76.67	73.00	18.18	28.34	42.00	24.00	67.24	64.21	58.77	78.42
Misl.+Irr.	62.55	28.13	67.33	59.33	16.04	2.14	24.80	11.20	52.83	62.41	44.56	58.95
Instr.+Misl.	64.90	61.41	77.00	72.67	18.72	2.14	41.60	23.60	52.17	62.49	57.54	78.24

### 4.3 Ablation studies

**Consistency & Complementary** The success of zero-shot prompting for CoT reasoning lies in the semantic information within those prompts, when the LLM receives a prompt, it would generate rationales by obeying the meaning of the prompt as much as possible. According to semantics, [2] categorizes these zero-shot CoT prompts into 3 types: instructive, misleading, and irrelevant, and we further define that prompts in the same category are consistent, or otherwise they are complementary. Our 9 prompts can be divided into 3 consistency groups, but the irrelevant group contains only one prompt, thus we evaluate the complementary on the other two. For the complementary groups, we build them two-by-two. Table 2 depicts the performance of each group. We employ IAP-mv since it manifests a stronger capability in taking advantage of multiple prompts.

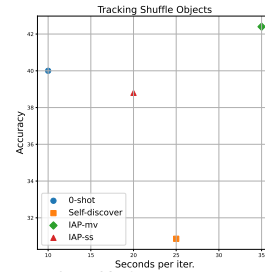


Figure 6: Efficiency comparison with LLaMA-3 8B on the Tracking Shuffle Objects, 0-shot denotes the best task-level prompt.



**Efficacy** As we mentioned in Section 3, the IAP-mv trades efficiency for performance, and IAP-ss emphasizes efficiency. We introduce the reasoning time (seconds) for each iteration complete as the metric to measure the efficiency and conduct time-consuming experiments under the same setting to show the cost of IAP-mv, IAP-ss, and Self-Discover on the Tracking Shuffle Objects dataset, results are shown in Figure 6. All these strategies increase the computation cost to a certain degree, while IAP-ss may bring accuracy decreases than the task-level optimal prompt, it beats Self-discover. Though IAP-mv is the most time-consuming, it can improve performance, therefore, the two IAP strategies can be employed as trade-offs in different demand prioritization applications.

## 5 Related Work

CoT reasoning [1] advances the reasoning abilities of LLMs by demonstrating a series of logical steps preceding the input demonstration. Building on the groundwork laid by CoT, Self-consistency [4] innovates through a margin decoding strategy that emphasizes the majority paths to derive the final answer, presenting a significant leap in CoT reasoning. Similarly, the Least-to-most [3] strategy decomposes a complex question into manageable subquestions, addressing them progressively to achieve a comprehensive solution. Furthermore, the Plan-and-Solve [5] automates the generation of reasoning steps through a meticulously crafted prompt, streamlining the breakdown of questions into digestible parts that can be tackled sequentially.

Promisingly, the AutoHint framework [26] augments the original prompt with enriched instructions extracted from contextual demonstrations. Similarly, the COSP [27] capitalizes on answer pools derived from training sets to compute outcome entropy, inspired by the notion of self-consistency, thereby refining the selection process for QA pairs used during test set demonstrations. In specialized prompting, MathPrompter [25] specifically caters to mathematics problems, employing handcrafted prompts to generate diverse algebraic expressions or Python functions. In contrast, Progressive-Hint Prompting [28] facilitates dynamic interactions between users and LLMs, guiding the reasoning with hints to generate from previous answers. Moreover, InstructZero [29] leverages an open-source LLM to enhance soft prompts relevant to Bayesian tasks, iteratively optimizing prompts to navigate through complex reasoning landscapes.

Advanced prompting approaches such as SelfzCoT [30] and Meta-prompting [31] showcase the evolutionary trajectory of prompting, which generates semantic and code prompts through a root prompt to obtain precise answers, while Meta-prompting deconstructs complex tasks into simpler sub-tasks, each addressed by specialized models to foster inter-model communication and apply intricate reasoning. Lastly, methodologies like OPRO [22] and the innovative concept of evolutionary prompting [23] aim to recursively optimize CoT prompts and generate varied prompts through mutations and crossovers, respectively. Self-discover [24] selects relevant atomic reasoning modules (*e.g.*, breaking down problems, critical thinking) for a given task, then adapts and customizes those modules to fit the task. Implement the customized reasoning structure when solving task instances. These workarounds significantly contribute to the development of zero-shot CoT prompts that guide LLMs toward more accurate problem framing, intermediate reasoning, and final answers.

## 6 Conclusion

In this paper, we aim to delve into the mechanism of LLMs in zero-shot CoT reasoning from the perspective of information flow to understand what happened during this process, and we find stronger saliency scores within question-to-prompt and question-to-rationale can lead to better LLM reasoning. To investigate these phenomena in a nuanced manner, we go deep into the Transformer layers and attention heads in the LLM and find the front of the middle and final heads in shallow layers carry more information during information flows. Inspired by that, we present an instance-adaptive zero-shot prompting strategy for better CoT reasoning. To demonstrate our findings, we conduct comprehensive experiments on several LLMs and tasks, and the results show our proposed strategies can improve the performance of LLMs on all candidate prompts, highlighting our interpretation of zero-shot CoT in the view of information flow.

## Limitations

In this work, we select the answer step as the key step to investigate the saliency scores, even in most instances it can be located well, and some irregular answers can not be identified precisely, such a factor may affect the accuracy of our analysis. Despite our research in this paper providing insight into understanding the underlying workflow of zero-shot CoT reasoning, it cannot be the only interpretation, and we believe there must be better means to explain that.

## References

- [1] Wei, J., X. Wang, D. Schuurmans, et al. Chain-of-thought prompting elicits reasoning in large language models. *Advances in neural information processing systems*, 35:24824–24837, 2022.
- [2] Kojima, T., S. S. Gu, M. Reid, et al. Large language models are zero-shot reasoners. *Advances in neural information processing systems*, 35:22199–22213, 2022.
- [3] Zhou, D., N. Schärli, L. Hou, et al. Least-to-most prompting enables complex reasoning in large language models. *arXiv preprint arXiv:2205.10625*, 2022.
- [4] Wang, X., J. Wei, D. Schuurmans, et al. Self-consistency improves chain of thought reasoning in language models. *arXiv preprint arXiv:2203.11171*, 2022.
- [5] Wang, L., W. Xu, Y. Lan, et al. Plan-and-solve prompting: Improving zero-shot chain-of-thought reasoning by large language models. *arXiv preprint arXiv:2305.04091*, 2023.
- [6] Chu, Z., J. Chen, Q. Chen, et al. A survey of chain of thought reasoning: Advances, frontiers and future. *arXiv preprint arXiv:2309.15402*, 2023.
- [7] Zhou, Y., A. I. Muresanu, Z. Han, et al. Large language models are human-level prompt engineers. *arXiv preprint arXiv:2211.01910*, 2022.
- [8] Srivastava, S., C. Huang, W. Fan, et al. Instance needs more care: Rewriting prompts for instances yields better zero-shot performance. *arXiv preprint arXiv:2310.02107*, 2023.
- [9] Merrill, W., A. Sabharwal. The expressive power of transformers with chain of thought. *arXiv preprint arXiv:2310.07923*, 2023.
- [10] Paul, D., M. Ismayilzada, M. Peyrard, et al. Refiner: Reasoning feedback on intermediate representations. *arXiv preprint arXiv:2304.01904*, 2023.
- [11] Jiang, S., Z. Shakeri, A. Chan, et al. Resprompt: Residual connection prompting advances multi-step reasoning in large language models. *arXiv preprint arXiv:2310.04743*, 2023.
- [12] Feng, G., B. Zhang, Y. Gu, et al. Towards revealing the mystery behind chain of thought: a theoretical perspective. *Advances in Neural Information Processing Systems*, 36, 2024.
- [13] Xi, Z., S. Jin, Y. Zhou, et al. Self-polish: Enhance reasoning in large language models via problem refinement. *arXiv preprint arXiv:2305.14497*, 2023.
- [14] Chen, S., B. Li, D. Niu. Boosting of thoughts: Trial-and-error problem solving with large language models. *arXiv preprint arXiv:2402.11140*, 2024.
- [15] Li, C., J. Liang, A. Zeng, et al. Chain of code: Reasoning with a language model-augmented code emulator. *arXiv preprint arXiv:2312.04474*, 2023.
- [16] Sun, H., W. Xu, W. Liu, et al. From indeterminacy to determinacy: Augmenting logical reasoning capabilities with large language models. *arXiv preprint arXiv:2310.18659*, 2023.
- [17] Zheng, H. S., S. Mishra, X. Chen, et al. Take a step back: Evoking reasoning via abstraction in large language models. *arXiv preprint arXiv:2310.06117*, 2023.
- [18] Meng, Z., Y. Zhang, Z. Feng, et al. Divide and conquer for large language models reasoning. *arXiv preprint arXiv:2401.05190*, 2024.

- [19] Dai, D., L. Dong, Y. Hao, et al. Knowledge neurons in pretrained transformers. *arXiv preprint arXiv:2104.08696*, 2021.
- [20] Hao, Y., L. Dong, F. Wei, et al. Self-attention attribution: Interpreting information interactions inside transformer. In *Proceedings of the AAAI Conference on Artificial Intelligence*, vol. 35, pages 12963–12971. 2021.
- [21] Wang, L., L. Li, D. Dai, et al. Label words are anchors: An information flow perspective for understanding in-context learning. *arXiv preprint arXiv:2305.14160*, 2023.
- [22] Yang, C., X. Wang, Y. Lu, et al. Large language models as optimizers. *arXiv preprint arXiv:2309.03409*, 2023.
- [23] Jin, F., Y. Liu, Y. Tan. Zero-shot chain-of-thought reasoning guided by evolutionary algorithms in large language models. *arXiv preprint arXiv:2402.05376*, 2024.
- [24] Zhou, P., J. Pujara, X. Ren, et al. Self-discover: Large language models self-compose reasoning structures. *arXiv preprint arXiv:2402.03620*, 2024.
- [25] Imani, S., L. Du, H. Shrivastava. Mathprompter: Mathematical reasoning using large language models. *arXiv preprint arXiv:2303.05398*, 2023.
- [26] Sun, H., X. Li, Y. Xu, et al. Autohint: Automatic prompt optimization with hint generation. *arXiv preprint arXiv:2307.07415*, 2023.
- [27] Wan, X., R. Sun, H. Dai, et al. Better zero-shot reasoning with self-adaptive prompting. *arXiv preprint arXiv:2305.14106*, 2023.
- [28] Zheng, C., Z. Liu, E. Xie, et al. Progressive-hint prompting improves reasoning in large language models. *arXiv preprint arXiv:2304.09797*, 2023.
- [29] Chen, L., J. Chen, T. Goldstein, et al. Instructzero: Efficient instruction optimization for black-box large language models. *arXiv preprint arXiv:2306.03082*, 2023.
- [30] Lei, I., Z. Deng. Selfzcot: a self-prompt zero-shot cot from semantic-level to code-level for a better utilization of llms. *arXiv preprint arXiv:2305.11461*, 2023.
- [31] Suzgun, M., A. T. Kalai. Meta-prompting: Enhancing language models with task-agnostic scaffolding. *arXiv preprint arXiv:2401.12954*, 2024.
- [32] Li, J., P. Cao, C. Wang, et al. Focus on your question! interpreting and mitigating toxic cot problems in commonsense reasoning. *arXiv preprint arXiv:2402.18344*, 2024.
- [33] Hendrycks, D., C. Burns, S. Kadavath, et al. Measuring mathematical problem solving with the math dataset. *NeurIPS*, 2021.
- [34] Diao, S., P. Wang, Y. Lin, et al. Active prompting with chain-of-thought for large language models. *arXiv preprint arXiv:2302.12246*, 2023.
- [35] Ling, Z., Y. Fang, X. Li, et al. Deductive verification of chain-of-thought reasoning. *Advances in Neural Information Processing Systems*, 36, 2024.
- [36] Cobbe, K., V. Kosaraju, M. Bavarian, et al. Training verifiers to solve math word problems. *arXiv preprint arXiv:2110.14168*, 2021.
- [37] Patel, A., S. Bhattamishra, N. Goyal. Are nlp models really able to solve simple math word problems? *arXiv preprint arXiv:2103.07191*, 2021.
- [38] Srivastava, A., A. Rastogi, A. Rao, et al. Beyond the imitation game: Quantifying and extrapolating the capabilities of language models. *arXiv preprint arXiv:2206.04615*, 2022.
- [39] Hendrycks, D., C. Burns, S. Basart, et al. Measuring massive multitask language understanding. *Proceedings of the International Conference on Learning Representations (ICLR)*, 2021.
- [40] Talmor, A., J. Herzig, N. Lourie, et al. Commonsenseqa: A question answering challenge targeting commonsense knowledge. *arXiv preprint arXiv:1811.00937*, 2018.

- [41] Touvron, H., L. Martin, K. Stone, et al. Llama 2: Open foundation and fine-tuned chat models. *arXiv preprint arXiv:2307.09288*, 2023.
- [42] AI@Meta. Llama 3 model card. 2024.
- [43] Bai, J., S. Bai, Y. Chu, et al. Qwen technical report. *arXiv preprint arXiv:2309.16609*, 2023.

## A Appendix

### A.1 IAP & Baseline Experiments on LLaMA-2 13B

Table 3 and Table 4 are supplementary for Table 1 and Table 1, the results here basically are coincidence with the Experiment section in the main body. However, the IAP can not obtain consistent enhancement, which may caused by the irregular output formats of LLaMA-2.

Table 3: Comparison with baseline methods using accuracies on MultiArith and GSM8K. **LLaMA-2 13B** is used as the model if not specified. We report the results when no shot-coT is applied. Each column stands for a group of task categories, T-Obj. is for Tracking Objects which are from the BBH. The "Optimizer-generated prompt" refers to the prompts for each task generated with the algorithm in [22].

Zero-shot CoT Prompt	Math		Logic		Commonsense	
	GSM8K	SVAMP	C-Judge.	T-Obj.	CSQA	MMLU
#1	30.86	37.33	11.76	5.60	31.29	37.54
#2	32.90	43.67	13.90	8.00	32.02	42.81
#3	23.20	40.33	24.06	4.80	38.08	41.23
#4	29.34	36.33	16.58	1.60	27.44	47.89
#5	29.19	41.67	14.97	0.80	43.41	39.30
#6	30.93	41.33	32.68	9.20	44.06	26.14
#7	19.94	36.67	14.97	2.80	4.50	55.61
#8	14.03	42.33	7.49	3.20	1.72	57.37
#9	18.50	45.67	9.62	1.60	37.67	28.77
OPPR	<b>33.66</b>	-	13.37	0.08	-	-
Self-disc	7.43	17.33	10.16	2.40	33.01	58.07
IAP-ss	31.35	45.36	32.56	8.80	44.55	57.72
IAP-mv	32.78	<b>47.15</b>	<b>33.47</b>	<b>9.60</b>	<b>45.76</b>	<b>58.25</b>

Table 4: Accuracy (%) of Consistency and Complementary prompts with **IAP-mv** on 3 tasks with **LLaMA-2 13B**.

	Math		Logic		Commonsense	
	GSM8K	SVAMP	C-Judge.	T-Obj.	CSQA	MMLU
Instr.	32.22	44.58	33.15	9.60	45.21	48.42
Misl.	19.48	46.70	10.16	3.20	37.67	57.54
Instr.+Irr.	31.39	44.66	32.62	9.60	44.39	56.49
Misl.+Irr.	20.47	46.10	15.51	3.20	38.17	58.07
Instr.+Misl.	32.52	46.32	33.16	9.60	44.39	57.89

### A.2 Answer Step Recognition

We prepare 3 types of answer formats to recognize the answer step while LLMs reasoning, concretely, employs the regular expression to judge whether the model has just output the answer to the given question. Once we detect some pre-defined patterns, we break the LLM’s generation for loop and compute the saliency scores at this time step. We put the recognition formats in Table 5.

Table 5: Regular expressions for answer step recognition.

Style.	RegExp
Numbers.	(Therefore, the) answer is(:) (Arabic numerals)(,l.)
Choices.	(Therefore, the) (answer choice) is(:) (A-Za-z)(,l.)
Y/N.	(Therefore, the) answer is (Yes No)(,l.)

## NeurIPS Paper Checklist

The checklist is designed to encourage best practices for responsible machine learning research, addressing issues of reproducibility, transparency, research ethics, and societal impact. Do not remove the checklist: **The papers not including the checklist will be desk rejected.** The checklist should follow the references and precede the (optional) supplemental material. The checklist does NOT count towards the page limit.

Please read the checklist guidelines carefully for information on how to answer these questions. For each question in the checklist:

- You should answer [Yes], [No], or [NA].
- [NA] means either that the question is Not Applicable for that particular paper or the relevant information is Not Available.
- Please provide a short (1–2 sentence) justification right after your answer (even for NA).

**The checklist answers are an integral part of your paper submission.** They are visible to the reviewers, area chairs, senior area chairs, and ethics reviewers. You will be asked to also include it (after eventual revisions) with the final version of your paper, and its final version will be published with the paper.

The reviewers of your paper will be asked to use the checklist as one of the factors in their evaluation. While "[Yes]" is generally preferable to "[No]", it is perfectly acceptable to answer "[No]" provided a proper justification is given (e.g., "error bars are not reported because it would be too computationally expensive" or "we were unable to find the license for the dataset we used"). In general, answering "[No]" or "[NA]" is not grounds for rejection. While the questions are phrased in a binary way, we acknowledge that the true answer is often more nuanced, so please just use your best judgment and write a justification to elaborate. All supporting evidence can appear either in the main paper or the supplemental material, provided in appendix. If you answer [Yes] to a question, in the justification please point to the section(s) where related material for the question can be found.

IMPORTANT, please:

- **Delete this instruction block, but keep the section heading "NeurIPS paper checklist",**
- **Keep the checklist subsection headings, questions/answers and guidelines below.**
- **Do not modify the questions and only use the provided macros for your answers.**

### 1. Claims

Question: Do the main claims made in the abstract and introduction accurately reflect the paper's contributions and scope?

Answer: [Yes]

Justification: Claims made in the abstract and introduction accurately reflect the paper's contributions and scope.

Guidelines:

- The answer NA means that the abstract and introduction do not include the claims made in the paper.
- The abstract and/or introduction should clearly state the claims made, including the contributions made in the paper and important assumptions and limitations. A No or NA answer to this question will not be perceived well by the reviewers.
- The claims made should match theoretical and experimental results, and reflect how much the results can be expected to generalize to other settings.
- It is fine to include aspirational goals as motivation as long as it is clear that these goals are not attained by the paper.

### 2. Limitations

Question: Does the paper discuss the limitations of the work performed by the authors?

Answer: [Yes]

Justification: We have discussed the limitations of our work after the Conclusion section.

Guidelines:

- The answer NA means that the paper has no limitation while the answer No means that the paper has limitations, but those are not discussed in the paper.
- The authors are encouraged to create a separate "Limitations" section in their paper.
- The paper should point out any strong assumptions and how robust the results are to violations of these assumptions (e.g., independence assumptions, noiseless settings, model well-specification, asymptotic approximations only holding locally). The authors should reflect on how these assumptions might be violated in practice and what the implications would be.
- The authors should reflect on the scope of the claims made, e.g., if the approach was only tested on a few datasets or with a few runs. In general, empirical results often depend on implicit assumptions, which should be articulated.
- The authors should reflect on the factors that influence the performance of the approach. For example, a facial recognition algorithm may perform poorly when image resolution is low or images are taken in low lighting. Or a speech-to-text system might not be used reliably to provide closed captions for online lectures because it fails to handle technical jargon.
- The authors should discuss the computational efficiency of the proposed algorithms and how they scale with dataset size.
- If applicable, the authors should discuss possible limitations of their approach to address problems of privacy and fairness.
- While the authors might fear that complete honesty about limitations might be used by reviewers as grounds for rejection, a worse outcome might be that reviewers discover limitations that aren't acknowledged in the paper. The authors should use their best judgment and recognize that individual actions in favor of transparency play an important role in developing norms that preserve the integrity of the community. Reviewers will be specifically instructed to not penalize honesty concerning limitations.

### 3. Theory Assumptions and Proofs

Question: For each theoretical result, does the paper provide the full set of assumptions and a complete (and correct) proof?

Answer: [NA]

Justification: Our paper does not include theoretical results.

Guidelines:

- The answer NA means that the paper does not include theoretical results.
- All the theorems, formulas, and proofs in the paper should be numbered and cross-referenced.
- All assumptions should be clearly stated or referenced in the statement of any theorems.
- The proofs can either appear in the main paper or the supplemental material, but if they appear in the supplemental material, the authors are encouraged to provide a short proof sketch to provide intuition.
- Inversely, any informal proof provided in the core of the paper should be complemented by formal proofs provided in appendix or supplemental material.
- Theorems and Lemmas that the proof relies upon should be properly referenced.

### 4. Experimental Result Reproducibility

Question: Does the paper fully disclose all the information needed to reproduce the main experimental results of the paper to the extent that it affects the main claims and/or conclusions of the paper (regardless of whether the code and data are provided or not)?

Answer: [Yes]

Justification: We fully disclosed all the information needed to reproduce the main experimental results of the paper to the extent that it affects the main claims and/or conclusions of the paper.

Guidelines:



- The answer NA means that the paper does not include experiments.
- If the paper includes experiments, a No answer to this question will not be perceived well by the reviewers: Making the paper reproducible is important, regardless of whether the code and data are provided or not.
- If the contribution is a dataset and/or model, the authors should describe the steps taken to make their results reproducible or verifiable.
- Depending on the contribution, reproducibility can be accomplished in various ways. For example, if the contribution is a novel architecture, describing the architecture fully might suffice, or if the contribution is a specific model and empirical evaluation, it may be necessary to either make it possible for others to replicate the model with the same dataset, or provide access to the model. In general, releasing code and data is often one good way to accomplish this, but reproducibility can also be provided via detailed instructions for how to replicate the results, access to a hosted model (e.g., in the case of a large language model), releasing of a model checkpoint, or other means that are appropriate to the research performed.
- While NeurIPS does not require releasing code, the conference does require all submissions to provide some reasonable avenue for reproducibility, which may depend on the nature of the contribution. For example
  - (a) If the contribution is primarily a new algorithm, the paper should make it clear how to reproduce that algorithm.
  - (b) If the contribution is primarily a new model architecture, the paper should describe the architecture clearly and fully.
  - (c) If the contribution is a new model (e.g., a large language model), then there should either be a way to access this model for reproducing the results or a way to reproduce the model (e.g., with an open-source dataset or instructions for how to construct the dataset).
  - (d) We recognize that reproducibility may be tricky in some cases, in which case authors are welcome to describe the particular way they provide for reproducibility. In the case of closed-source models, it may be that access to the model is limited in some way (e.g., to registered users), but it should be possible for other researchers to have some path to reproducing or verifying the results.

## 5. Open access to data and code

Question: Does the paper provide open access to the data and code, with sufficient instructions to faithfully reproduce the main experimental results, as described in supplemental material?

Answer: [No]

Justification: We can provide the code when reviewers ask, and we will release the codes and data once the paper is accepted.

Guidelines:

- The answer NA means that paper does not include experiments requiring code.
- Please see the NeurIPS code and data submission guidelines (<https://nips.cc/public/guides/CodeSubmissionPolicy>) for more details.
- While we encourage the release of code and data, we understand that this might not be possible, so “No” is an acceptable answer. Papers cannot be rejected simply for not including code, unless this is central to the contribution (e.g., for a new open-source benchmark).
- The instructions should contain the exact command and environment needed to run to reproduce the results. See the NeurIPS code and data submission guidelines (<https://nips.cc/public/guides/CodeSubmissionPolicy>) for more details.
- The authors should provide instructions on data access and preparation, including how to access the raw data, preprocessed data, intermediate data, and generated data, etc.
- The authors should provide scripts to reproduce all experimental results for the new proposed method and baselines. If only a subset of experiments are reproducible, they should state which ones are omitted from the script and why.

- At submission time, to preserve anonymity, the authors should release anonymized versions (if applicable).
- Providing as much information as possible in supplemental material (appended to the paper) is recommended, but including URLs to data and code is permitted.

## 6. Experimental Setting/Details

Question: Does the paper specify all the training and test details (e.g., data splits, hyper-parameters, how they were chosen, type of optimizer, etc.) necessary to understand the results?

Answer: [\[Yes\]](#)

Justification: We describe the implementation in detail to make it reproducible.

Guidelines:

- The answer NA means that the paper does not include experiments.
- The experimental setting should be presented in the core of the paper to a level of detail that is necessary to appreciate the results and make sense of them.
- The full details can be provided either with the code, in appendix, or as supplemental material.

## 7. Experiment Statistical Significance

Question: Does the paper report error bars suitably and correctly defined or other appropriate information about the statistical significance of the experiments?

Answer: [\[Yes\]](#)

Justification: We didn't report error bars suitably and we correctly defined or other appropriate information about the statistical significance of the experiments.

Guidelines:

- The answer NA means that the paper does not include experiments.
- The authors should answer "Yes" if the results are accompanied by error bars, confidence intervals, or statistical significance tests, at least for the experiments that support the main claims of the paper.
- The factors of variability that the error bars are capturing should be clearly stated (for example, train/test split, initialization, random drawing of some parameter, or overall run with given experimental conditions).
- The method for calculating the error bars should be explained (closed form formula, call to a library function, bootstrap, etc.)
- The assumptions made should be given (e.g., Normally distributed errors).
- It should be clear whether the error bar is the standard deviation or the standard error of the mean.
- It is OK to report 1-sigma error bars, but one should state it. The authors should preferably report a 2-sigma error bar than state that they have a 96% CI, if the hypothesis of Normality of errors is not verified.
- For asymmetric distributions, the authors should be careful not to show in tables or figures symmetric error bars that would yield results that are out of range (e.g. negative error rates).
- If error bars are reported in tables or plots, The authors should explain in the text how they were calculated and reference the corresponding figures or tables in the text.

## 8. Experiments Compute Resources

Question: For each experiment, does the paper provide sufficient information on the computer resources (type of compute workers, memory, time of execution) needed to reproduce the experiments?

Answer: [\[Yes\]](#)

Justification: We provided our employed open-source models and the hardware environments, and we conduct ablation studies to show the time cost of our experiments.

Guidelines:

- The answer NA means that the paper does not include experiments.
- The paper should indicate the type of compute workers CPU or GPU, internal cluster, or cloud provider, including relevant memory and storage.
- The paper should provide the amount of compute required for each of the individual experimental runs as well as estimate the total compute.
- The paper should disclose whether the full research project required more compute than the experiments reported in the paper (e.g., preliminary or failed experiments that didn't make it into the paper).

## 9. Code Of Ethics

Question: Does the research conducted in the paper conform, in every respect, with the NeurIPS Code of Ethics <https://neurips.cc/public/EthicsGuidelines>?

Answer: [Yes]

Justification: We conduct research in the paper conform, in every respect, with the NeurIPS Code of Ethics.

Guidelines:

- The answer NA means that the authors have not reviewed the NeurIPS Code of Ethics.
- If the authors answer No, they should explain the special circumstances that require a deviation from the Code of Ethics.
- The authors should make sure to preserve anonymity (e.g., if there is a special consideration due to laws or regulations in their jurisdiction).

## 10. Broader Impacts

Question: Does the paper discuss both potential positive societal impacts and negative societal impacts of the work performed?

Answer: [NA]

Justification: This paper has no social impact of either positive or negative.

Guidelines:

- The answer NA means that there is no societal impact of the work performed.
- If the authors answer NA or No, they should explain why their work has no societal impact or why the paper does not address societal impact.
- Examples of negative societal impacts include potential malicious or unintended uses (e.g., disinformation, generating fake profiles, surveillance), fairness considerations (e.g., deployment of technologies that could make decisions that unfairly impact specific groups), privacy considerations, and security considerations.
- The conference expects that many papers will be foundational research and not tied to particular applications, let alone deployments. However, if there is a direct path to any negative applications, the authors should point it out. For example, it is legitimate to point out that an improvement in the quality of generative models could be used to generate deepfakes for disinformation. On the other hand, it is not needed to point out that a generic algorithm for optimizing neural networks could enable people to train models that generate Deepfakes faster.
- The authors should consider possible harms that could arise when the technology is being used as intended and functioning correctly, harms that could arise when the technology is being used as intended but gives incorrect results, and harms following from (intentional or unintentional) misuse of the technology.
- If there are negative societal impacts, the authors could also discuss possible mitigation strategies (e.g., gated release of models, providing defenses in addition to attacks, mechanisms for monitoring misuse, mechanisms to monitor how a system learns from feedback over time, improving the efficiency and accessibility of ML).

## 11. Safeguards

Question: Does the paper describe safeguards that have been put in place for responsible release of data or models that have a high risk for misuse (e.g., pretrained language models, image generators, or scraped datasets)?

Answer: [NA]

Justification: The data and models are open-source that have a no risk for misuse.

Guidelines:

- The answer NA means that the paper poses no such risks.
- Released models that have a high risk for misuse or dual-use should be released with necessary safeguards to allow for controlled use of the model, for example by requiring that users adhere to usage guidelines or restrictions to access the model or implementing safety filters.
- Datasets that have been scraped from the Internet could pose safety risks. The authors should describe how they avoided releasing unsafe images.
- We recognize that providing effective safeguards is challenging, and many papers do not require this, but we encourage authors to take this into account and make a best faith effort.

## 12. Licenses for existing assets

Question: Are the creators or original owners of assets (e.g., code, data, models), used in the paper, properly credited and are the license and terms of use explicitly mentioned and properly respected?

Answer: [Yes]

Justification: We are the creators or original owners of assets (e.g., code, data, models), used in the paper, properly credited, and are the license and terms of use explicitly mentioned and properly respected.

Guidelines:

- The answer NA means that the paper does not use existing assets.
- The authors should cite the original paper that produced the code package or dataset.
- The authors should state which version of the asset is used and, if possible, include a URL.
- The name of the license (e.g., CC-BY 4.0) should be included for each asset.
- For scraped data from a particular source (e.g., website), the copyright and terms of service of that source should be provided.
- If assets are released, the license, copyright information, and terms of use in the package should be provided. For popular datasets, [paperswithcode.com/datasets](https://paperswithcode.com/datasets) has curated licenses for some datasets. Their licensing guide can help determine the license of a dataset.
- For existing datasets that are re-packaged, both the original license and the license of the derived asset (if it has changed) should be provided.
- If this information is not available online, the authors are encouraged to reach out to the asset's creators.

## 13. New Assets

Question: Are new assets introduced in the paper well documented and is the documentation provided alongside the assets?

Answer: [NA]

Justification: We release no new assets in this paper.

Guidelines:

- The answer NA means that the paper does not release new assets.
- Researchers should communicate the details of the dataset/code/model as part of their submissions via structured templates. This includes details about training, license, limitations, etc.
- The paper should discuss whether and how consent was obtained from people whose asset is used.
- At submission time, remember to anonymize your assets (if applicable). You can either create an anonymized URL or include an anonymized zip file.

#### 14. Crowdsourcing and Research with Human Subjects

Question: For crowdsourcing experiments and research with human subjects, does the paper include the full text of instructions given to participants and screenshots, if applicable, as well as details about compensation (if any)?

Answer: [NA]

Justification: We didn't employ any human crowd-sourcing projects in this work.

Guidelines:

- The answer NA means that the paper does not involve crowdsourcing nor research with human subjects.
- Including this information in the supplemental material is fine, but if the main contribution of the paper involves human subjects, then as much detail as possible should be included in the main paper.
- According to the NeurIPS Code of Ethics, workers involved in data collection, curation, or other labor should be paid at least the minimum wage in the country of the data collector.

#### 15. Institutional Review Board (IRB) Approvals or Equivalent for Research with Human Subjects

Question: Does the paper describe potential risks incurred by study participants, whether such risks were disclosed to the subjects, and whether Institutional Review Board (IRB) approvals (or an equivalent approval/review based on the requirements of your country or institution) were obtained?

Answer: [NA]

Justification: The contents of our paper have no risk of leaking out or disclosing.

Guidelines:

- The answer NA means that the paper does not involve crowdsourcing nor research with human subjects.
- Depending on the country in which research is conducted, IRB approval (or equivalent) may be required for any human subjects research. If you obtained IRB approval, you should clearly state this in the paper.
- We recognize that the procedures for this may vary significantly between institutions and locations, and we expect authors to adhere to the NeurIPS Code of Ethics and the guidelines for their institution.
- For initial submissions, do not include any information that would break anonymity (if applicable), such as the institution conducting the review.