

PersonalLLM: Tailoring LLMs to Individual Preferences

Thomas P. Zollo* Andrew Siah*¹
Naimeng Ye Ang Li Hongseok Namkoong

Columbia University

{tpz2105, andrew.siah, ny2336, al4263, hongseok.namkoong}@columbia.edu

Abstract

As LLMs become capable of complex tasks, there is growing potential for personalized interactions tailored to the subtle and idiosyncratic preferences of the user. We present a public benchmark, PersonalLLM, focusing on adapting LLMs to provide maximal benefits for a particular user. Departing from existing alignment benchmarks that implicitly assume uniform preferences, we curate open-ended prompts paired with many high-quality answers over which users would be expected to display heterogeneous latent preferences. Instead of persona-prompting LLMs based on high-level attributes (e.g., user’s race or response length), which yields homogeneous preferences relative to humans, we develop a method that can simulate a large user base with diverse preferences from a set of pre-trained reward models. Our dataset and generated personalities offer an innovative testbed for developing personalization algorithms that grapple with continual data sparsity—few relevant feedback from the particular user—by leveraging historical data from other (similar) users. We explore basic in-context learning and meta-learning baselines to illustrate the utility of PersonalLLM and highlight the need for future methodological development. Our dataset is available at <https://huggingface.co/datasets/namkoong-lab/PersonalLLM>.

1 Introduction

The *alignment* of LLMs with human preferences has recently received much attention, with a focus on adapting model outputs to reflect universal population-level values. A typical goal is to take a pre-trained model that cannot reliably follow complex user instructions [40] and can easily be made to produce dangerous and offensive responses [33] and adapt it to the instructions of its user base [30] or train a generally helpful and harmless assistant [2]. By assuming a *uniform preference* across the population, recent successes [45, 30, 7] demonstrate the feasibility of learning and optimizing a monolithic preference (“reward model”). Alignment techniques have provided the basis for popular commercial applications like ChatGPT, as well as instruction-tuned open-source models [38].

The rapid advancement in LLM capabilities opens the door to an even more refined notion of human preference alignment: personalization. A personalized model should adapt to the preferences and needs of a particular user, and provide maximal benefits as it accumulates interactions (see Figure 1). Given the expected data sparsity in this setting, beyond a particular user’s data, such personalized language systems will likely also rely on historical data from other (similar) users in order to learn how to learn from a small set of new user feedback (see Figure 2). By discovering patterns across users, these systems will be able to efficiently optimize their responses, ultimately leading to more effective and beneficial conversational AI. We are motivated by the following potential use cases.

¹* These authors contributed equally to this work

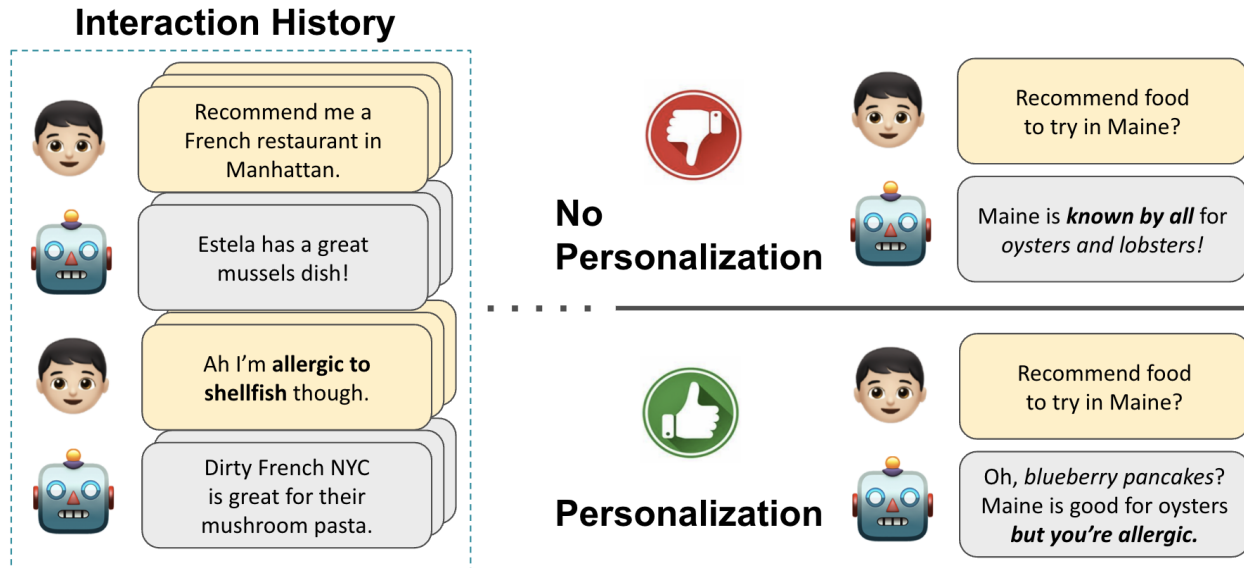


Figure 1: Standard LLMs require tedious re-prompting to learn a user’s preferences in each session. PersonalLLM aims to learn a unique user’s diverse preferences to maximize long-term satisfaction.

- Personalized learning experiences could be crafted by adapting educational chat assistants to the specific learning pace and style of individual students based on previous successful interactions with similar students.
- Customer support chatbots could offer more accurate and empathetic responses by drawing on a wealth of previous interactions, leading to quicker resolution times and higher customer satisfaction.
- In healthcare, personalized chatbots could provide tailored advice based on patients with similar medical histories and communication preferences.

Compared to conventional applications where prompts have a uniform notion of “ground truth” (e.g., question answering), LLM personalization is distinguished by the need to study open-ended prompts where users exhibit heterogeneous preferences across many possible high-quality answers (Figure 1). While personal preferences may vary according to simple features like user age [6, 5] and answer length and technicality [24], they also involve more abstract dimensions of culture, politics, and language [19], as well as aspects of personality that are difficult to explain [16]. A personalized LLM should be able to adapt to subtle, idiosyncratic, and sometimes sensitive differences between user tastes as it gathers more interactions.

Inspired by the vision of a future with personalized AI, we introduce PersonalLLM, a public, open-source benchmark designed to adapt LLMs to provide maximal benefits for individual users. In order to explore complex differences in user tastes, our benchmark features a set of prompts with many high-quality LLM responses (from state-of-the-art LLMs like GPT-4o, Claude 3 Opus, and Gemini 1.5 Pro), such that humans *are expected* to express diverse preferences over the responses. Such an approach to dataset-building stands in contrast to existing alignment datasets, where responses exhibit observable quality differences (see Figure 3).

For each prompt and set of responses, our dataset also includes scores from a set of 10 reward models with heterogeneous preferences over those responses. We leverage these reward models to sample many new “users” (or personal preference models) via weighted ensembles of their preferences, and in doing so we are able to *simulate an entire user base*, which we argue to be a critical ingredient in a truly useful personalization benchmark. Through extensive analysis of the preferences of these users over our dataset, we show these simulated personal preference models to be diverse and non-trivial (e.g., with respect to length, formatting, or tone). We illustrate the difficulty of creating such an environment by comparing to the increasingly popular persona prompting baseline [5, 6, 18], which in our analysis produces preferences only half as diverse as a set of PersonalLLM users across multiple metrics. Taken together, the prompts, responses, and personalities present in PersonalLLM offer an innovative tested for benchmarking personalization algorithms as they tailor interactions based on previous interactions with an individual user.

While fine-tuning and reinforcement learning approaches [37, 34] are effective for aligning to population-level preferences, personalization requires a new algorithmic toolkit, as it is not practical to gather enough data or store a separate copy of the model or even low-rank adapter weights [15] for every user. PersonalLLM offers the versatility necessary to spur development across a range of new approaches to personalization: in-context learning (ICL) [4], retrieval augmented generation (RAG) [22], ranking agents, efficient fine-tuning, and other adaptation techniques. In our experiments, we highlight a particularly salient challenge compared to typical applications of personalization in recommendation systems: the space of “actions/responses” is prohibitively large to be able to explore based on interactions on a single user. Since this necessitates *learning across users*, we model this as a meta-learning problem where the goal is to leverage a wealth of prior interactions from historical users to tailor responses for a new user who do not have a significant interaction history (see Figure 2).

Motivated by key methodological gaps in personalizing LLMs, here we summarize our contributions:

- We release a new open-source dataset with over 10K open-ended prompts paired with 8 high-quality responses from top LLMs.
- We propose a novel method for sampling “users” (i.e., personal preference models) that, unlike existing methods, creates diverse preferences and allows for the simulation of large historical user bases.
- We illustrate new possibilities for algorithmic development in learning *across* users.

Our goal in creating the open-source PersonalLLM testbed is to facilitate work on methods to personalize the output of an LLM to the individual tastes of many diverse users. We do not claim our simulated personal preference models provide a high-fidelity depiction of human behavior, but rather offer a challenging simulation environment that provides the empirical foundation for methodological innovation in capturing the complex array of human preferences that arise in practice. As an analogy, while ImageNet [35] is noisy and synthetic—e.g., differentiating between 120 dog breeds is not a realistic vision task—it provides a challenging enough setting that methodological progress on ImageNet implies progress on real applications. Similarly, we believe PersonalLLM is a reasonable initial step toward the personalization of language-based agents, building on the common reinforcement learning paradigm of benchmarking personalization algorithms with simulated rewards [44, 17].

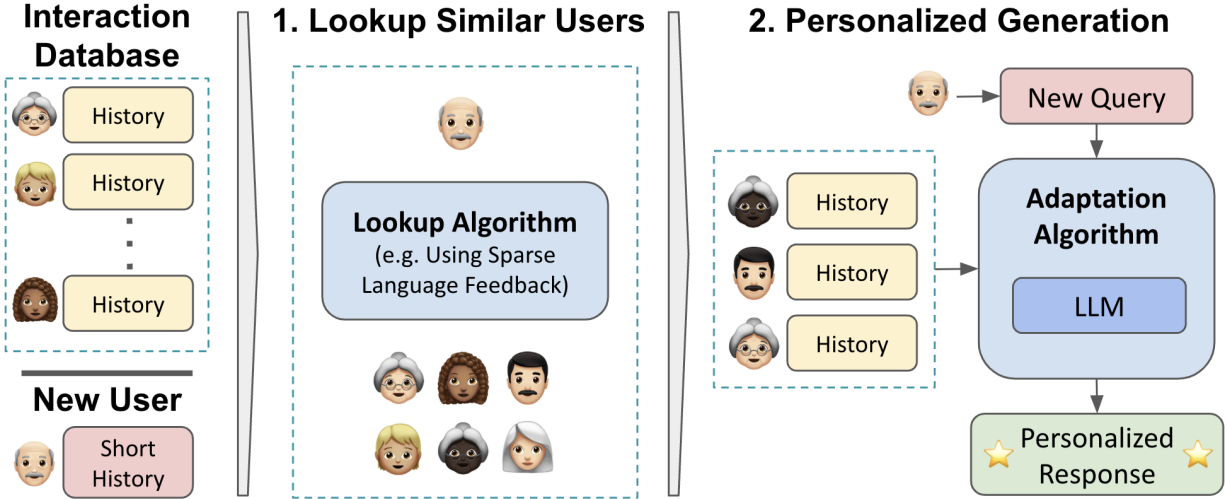


Figure 2: In the canonical personalization setting, a dataset of historical users and their interactions is leveraged to personalize interactions for a new user with a limited history. PersonalLLM enables the development of such methods for learning *across* users.

2 PersonalLLM

Our PersonalLLM testbed is composed of two high-level components: 1) a dataset of prompts, each paired with a set of high-quality responses among which humans would be expected to display diverse preferences and 2) a method for sampling diverse personal preference models, such that we can test methods for personalization using these “personas” as our simulated users. Next, we will describe each of them in detail. Our data ² and code ³ are publicly available, and full documentation for our dataset is available in Appendix A.

2.1 Dataset

Since our goal is to study diverse preferences, we first focus on collecting *open-ended* prompts, similar to a chat setting. We compile 37,919 prompts from Anthropic Helpful-online, Anthropic Helpful-base [2], Nvidia Helpsteer [39], and RewardBench [21]. From this set, prompts are filtered to those with a length of 2400 characters or fewer as most reward models are limited to 4096 context length. We then randomly draw 10,402 prompts to form our final set.

Our next aim is to collect many high-quality responses for each prompt. Important desiderata for the generated responses are that i) they do not exhibit much variation in terms of undesirable contents (like misinformation or toxicity) or obvious dimensions of helpfulness or length, as is typical in RLHF datasets, ii) they exhibit diversity across meaningful dimensions of personal preferences like political viewpoint and culture, as well as difficult to describe latent features. To achieve this, we generate eight responses for each of these 10,402 prompts using a selection of the top models from ChatArena and other important benchmarks: **GPT-4o**, **Claude 3 Opus**, **Gemini-Pro-1.5**, **Command-R-Plus**, **GPT-4-Turbo**, **Claude 3 Sonnet**, **Llama3-70B-Instruct**, and **Mixtral**

²<https://huggingface.co/datasets/namkoong-lab/PersonalLLM>

³<https://github.com/namkoong-lab/PersonalLLM>

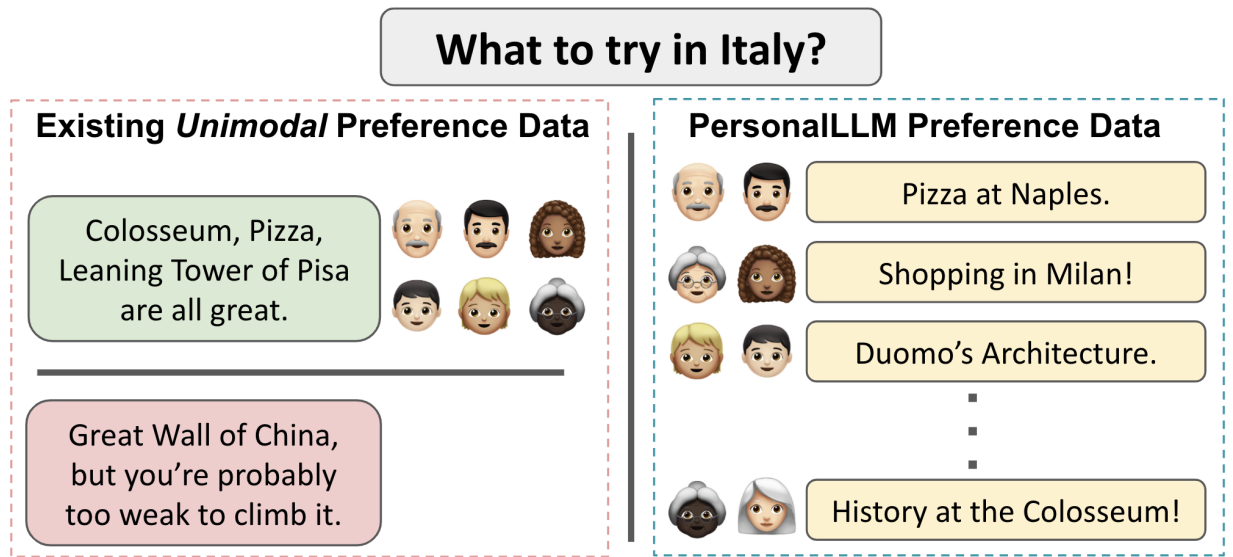


Figure 3: **Left:** Existing alignment datasets contain prompts paired with multiple responses, where the majority of people are expected to prefer one specific response (e.g., a harmless response). **Right:** Our dataset consists of prompts paired with many high-quality responses, each favored by different personas. Such a dataset induces diverse preferences in our personal preference models, creating a testbed to build PersonalLLMs.

8x22B. We split the resulting dataset into 9,402 training examples and 1,000 test examples.

2.2 Simulating Personal Preference Models

We design our approach to creating simulated PersonalLLM users with several goals in mind. First, we aim for PersonalLLM to allow for the simulation of a large number of users, enabling the study of the full personalization paradigm for applications such as search engines and recommender systems [9, 8, 42, 12] wherein a historical database of user data is leveraged to personalize new interactions. Next, when applied to our dataset, our preference models should allow for the study of alignment based on diverse and complex latent preferences, as opposed to simple attributes such as answer length or sensitive and reductive user characteristics, for example, race or gender. Finally, our evaluation should not rely on GPT4, which can be expensive and unsuitable for research purposes given model opacity and drift. While human evaluation like that of Kirk et al. [19] is a gold standard, wherein fine-grained preference feedback is gathered from a representative sample of diverse and multicultural participants, it is impractical or even impossible to get this feedback throughout the methodology development cycle, meaning that synthetic personal preference models will ultimately be needed.

To overcome this difficult challenge of simulating diverse preferences, we propose a solution based on a set of strong open-source RLHF reward models. While it may be the case that different reward models have fairly uniform preferences over the high-quality/low-quality response pairs on which they are typically trained, we hypothesize that their preferences over many high-quality responses will instead be diverse.

Since the number of existing top-quality reward models is much smaller than the number of users we would like to simulate, we propose to generate users by sampling weightings over the set of reward models, such that the reward score assigned to a (prompt, response) pair by a user is a weighted sum of the reward scores assigned by the pre-trained reward models. In Section 3, we validate our hypothesis regarding the diverse and non-trivial preferences created by such sampling.

More formally, for an input prompt $x \in \mathcal{X}$, an LLM produces output response $y \in \mathcal{Y}$, where \mathcal{X} and \mathcal{Y} are the set of all-natural language. Then, a preference model $R : \mathcal{X} \times \mathcal{Y} \rightarrow \mathbb{R}$ assigns a reward score to the response given to the prompt, with higher scores indicating better responses. Next, consider a set of B base reward models, denoted as RM_b , $b = 1, \dots, B$, and a set of k B -dimensional weightings, which represent a set of personal preference models. The preference model corresponding to user i can then be defined by a weighted average of these B base models RM_1, RM_2, \dots, RM_B , with weights w_1, w_2, \dots, w_B :

$$R^i(x, y) = \sum_{b=1}^B w_b^i \cdot RM_b(x, y) \quad (1)$$

For our base reward models $\{RM_b\}_{b=1}^B$, we select 10 reward models with strong performance on RewardBench, an open-source benchmark for evaluating reward models. These reward models are built on top of popular base models such as Llama3, Mistral, and Gemma (see Appendix A). We evaluate each (prompt, response) pair in the train and test set with each model so that for any personality created in this manner, each (prompt, response) pair in the dataset can be scored via a simple weighting.

Taken together, our dataset and personal preference models provide an innovative and challenging environment in which to develop personalization methodology, extending the existing paradigm of simulated rewards for domains like recommender systems [44, 17] to the task of LLM personalization.

2.2.1 Sampling User Weightings

There are many valid ways to sample the B -dimensional weighting vectors. As a simple starting point, we propose to sample from a Dirichlet distribution with a uniform concentration parameter across all classes ($w \sim \text{Dirichlet}(\alpha)$). As α becomes very small, the preference models converge towards the 10 base reward models; as it becomes large, preferences become unimodal. Such a parameter allows us to simulate user bases with different underlying preference structures, as we detail in the next section.

3 Analyzing PersonalLLM

Next, in order to validate our testbed, we explore the preferences exhibited by our simulated users over the PersonalLLM dataset.

3.1 Preference Diversity and Comparison to Persona Prompting

First, we examine whether populations of personal preference models sampled via the method outlined in Section 2.2 do in fact display heterogeneous preferences over the prompt/response pairs in our dataset. In Figure 4 (left 3 columns), we provide experimental results for user bases of 1,000 PersonalLLM personal preference models sampled with parameters $\alpha = [0.01, 0.05, 0.1]$ and applied

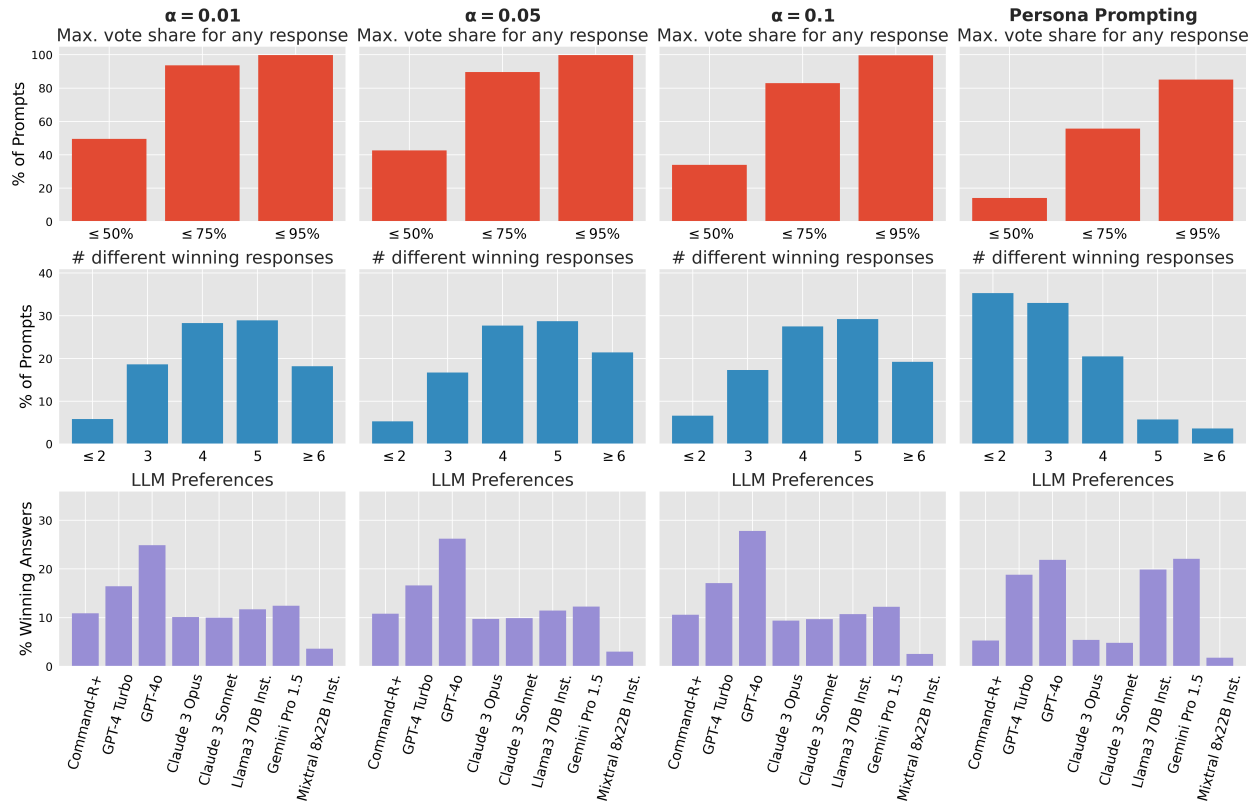


Figure 4: Probing the heterogeneous preferences of our simulated users across the **PersonalLLM** dataset given different settings of α , and comparing to a persona prompting baseline. **Top:** For a population of simulated users, the percentage of each population’s vote share given to the most common winning response for each prompt; higher values indicate more preference diversity. **Middle:** A histogram showing the number of responses that receive at least one vote from a simulated population for each prompt; diverse preferences cause higher concentration on the right side of each plot. **Bottom:** Average win rates across the population for the 8 LLMs in our dataset.

to the **PersonalLLM** test set to choose winning responses among the 8 included. The top row displays the percentage of prompts in the dataset for which the most popular winning response according to the population receives no more than 50%, 75%, and 95% of the population vote; higher values indicate more diversity in preferred responses. The middle row shows the percentage of prompts that have a given number of responses with at least one winning vote across the population; heterogeneous population preferences induce higher concentration on the right side of each plot. On the bottom, we plot the overall win rates for each LLM across all users and prompts.

In the right column, we also offer results for a persona prompting baseline. Persona prompting [5, 6, 18] is an emerging method for evaluating methods for LLM personalization, wherein an LLM is prompted to decide which response would be preferred by a person of a particular race, gender, age, profession, or other demographic category. While one might argue that such evaluation is *prima facie* discriminatory and reductive, and therefore not a desirable standard for algorithmic advancement, especially in sensitive areas, we are also interested in whether persona prompting meets the technical challenge of producing a simulation environment with a high degree of heterogeneity.

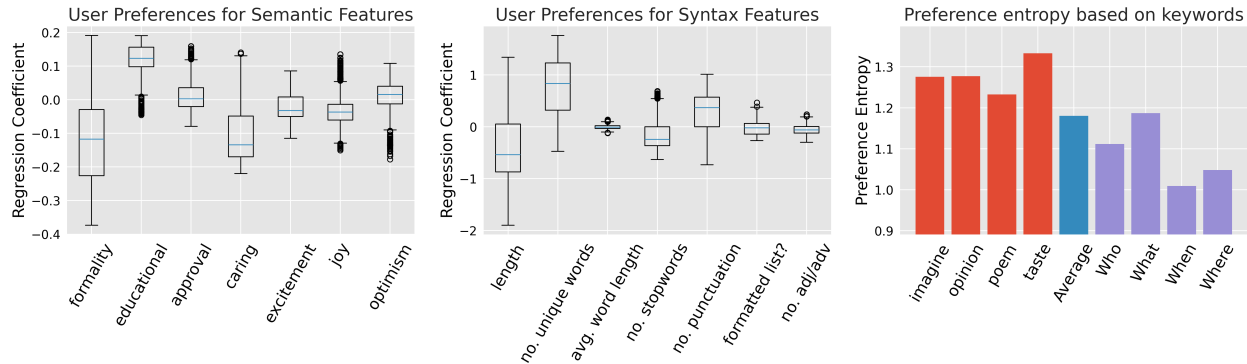


Figure 5: Analysis of simulated user preferences with respect to prompt and response contents. **Left, middle:** For each user, we train a regression model to predict winning responses based on either semantic (left) or syntactic (middle) features. For each feature, we show a box plot with the resultant regression coefficient across users. **Right:** We examine the entropy in population preferences based on keywords in prompts, comparing words we would expect to inspire heterogeneity (e.g., imagine, opinion, poem) to prompts beginning with “who”, “when”, and “where”, which should evoke more objective answers.

For our baseline, we prompt the sfairXC/FsfairX-LLaMA3-RM-v0.1 reward model [10] to score responses with respect to 500 personas randomly sampled from PersonaHub Chan et al. [6], a recent effort at building a database of personas that are representative of a pluralistic population.

Results are shown in Figure 4. For PersonalLLM personas, we can see that the top response receives a majority user vote for only about half of the prompts, while that figure is closer to 90% for the persona prompting baseline. Also, for roughly 60% of prompts, at least 5 different answers are chosen as the best by at least 1 under our set of personas; for LLM persona prompting, it is roughly 30%. Finally, our ensembled preference models have a fairly diffuse set of preferences over the response-generating LLMs, while persona prompting strongly prefers a subset of 4 models. With respect to changes across the left 3 columns, we can observe that as α increases, preferences become more uniform. However, if α is set too low, user preferences cluster very tightly around the base reward models; we observe this behavior for $\alpha = 0.01$.

3.2 Effects of Semantics and Syntax

We further analyze the effects of semantics and syntax on the preferences of a simulated user base (with $\alpha = 0.05$ and 1,000 users). We use regression analysis to understand how different features may drive the preferences of different users, including semantic response features such as the formality or educational value or the expressions of certain emotions (approval, caring, excitement, joy, optimism), as well as syntactic features like length and the use of different parts of speech and formatting. For each user, we gather their most and least preferred responses for each of the test prompts and create a binary prediction problem to predict whether a given response is a winning or losing response. Responses are embedded using hand-crafted features (based on either syntax or semantics, which are studied separately), and a unique logistic regression model is trained *for each user*. Semantic features were captured using pre-trained classifiers, while syntactic features were engineered using nltk [3]. See Appendix B.1 for complete details.

In Figure 5 (left and middle), for each feature we show a box plot with the resultant regression coefficient for that feature across users. A positive coefficient suggests a feature associated with winning responses, while a negative coefficient suggests a feature’s role in losing responses. A tight box indicates homogeneous preferences, while a greater spread represents heterogeneity. Here, we can see a reasonable mix of heterogeneity and homogeneity across user preferences for different features. Semantically, users tend to prefer responses with educational value and dislike highly formal responses, although the size of these preferences varies. Encouragingly, syntactic preferences do not seem to be driven by uniform preferences for simple features like length or the presence of formatting such as bullets or lists.

In Figure 5 (right), we compare the entropy in the population preferences over the responses to a given prompt based on keywords, comparing words we would expect to inspire heterogeneity (e.g., imagine, opinion, poem) to prompts beginning with “who”, “when”, and “where”, which evoke more objective answers. We can see that the presence of these subjective cues in prompts leads to a more diverse set of preferences than those seeking simple entity or date responses. Such diversity among the prompts creates a setting where an algorithm *must not only learn how to personalize, but also when to personalize*.

3.3 Comparison to Human Preferences

Finally, to understand how our synthetic personal preference models relate to human preferences over text responses, we surveyed a population of our simulated users on a set of questions with responses where a large and diverse set of humans have given their preferences in the past, the OpinionQA dataset [36]. OpinionQA is an appropriate validation set for our personas given that its broad coverage of topics (e.g., science, economics, politics, romance, and many other topics) aligns with the open-domain nature of our prompt set. See Table 1 for example questions and answers.

Question	Answer
How worried are you, if at all, about the possibility of using computer programs to make hiring decisions for society as a whole?	[Very worried, Somewhat worried, Not too worried, Not at all worried]
Do you think men and women are basically similar or basically different when it comes to their hobbies and personal interests?	[Men and women are basically similar, Men and women are basically different]

Table 1: Example questions and answers from the OpinionQA dataset.

Following previous work, we calculate the representativeness score of the opinion distribution given by our simulated preference models. This score is based on the Wasserstein distance of the synthetic population preferences from that of a real human population for each question.⁴ To have a high representativeness score, our simulated user population would have to display heterogeneous preferences over question/response sets where humans do so, and produce homogeneous (and matching) preferences in cases where humans do the same.

Our population of simulated users produces a representativeness score of 0.839 with respect to the overall population of the US, higher than any LLM in the original study and near as representative

⁴The score is $1 - \mathcal{W}$ for distance \mathcal{W} ; a higher score indicates more representative preferences.

of the overall population as some real, large demographic groups. Further, in Table 2 we can see that our simulated users produce opinions that better represent a wide range of important (and sometimes protected) groups according to demographic attributes such as race, political leaning, religion, marital status, and more. In fact, this is the case for 59 of 60 demographic groups in their study (see Appendix Table 4).

Demographic	AI21 Labs		ada	OpenAI	PersonalLLM
	j1-jumbo	j1-grande-v2		text-davinci-003	Ours
Asian	0.814	0.806	0.819	0.708	0.839
Black	0.820	0.812	0.823	0.702	0.833
Hispanic	0.820	0.810	0.824	0.706	0.839
White	0.807	0.794	0.817	0.699	0.832
Conservative	0.796	0.780	0.810	0.684	0.817
Liberal	0.792	0.788	0.799	0.721	0.833
Democrat	0.800	0.795	0.804	0.719	0.834
Republican	0.791	0.776	0.805	0.680	0.812
Muslim	0.794	0.788	0.792	0.697	0.816
Roman Catholic	0.816	0.806	0.823	0.702	0.835
Less than \$30,000	0.828	0.813	0.833	0.693	0.838
\$100,000 or more	0.797	0.790	0.807	0.708	0.831
18-29	0.818	0.808	0.828	0.700	0.840
65+	0.792	0.779	0.800	0.699	0.818
Divorced	0.809	0.796	0.817	0.696	0.830
Married	0.810	0.799	0.819	0.699	0.832

Table 2: Representativeness scores in relation to real human opinions from important demographic groups for different LLMs, as well as our PersonalLLM population.

3.4 Summary of Analysis

Taken together, these results show that our simulated user reward models: 1) produce heterogeneous preferences over our dataset of prompts and responses, considerably more so than persona prompting an LLM, 2) display reasonable and diverse preferences with respect to syntactic and semantic content of prompts, and 3) simulate a user base that better represents diverse human opinions than many popular LLMs, without resorting to explicit stereotyping.

4 Personalization Experiments

A central challenge in personalization is the perpetual lack of data, as most users will provide sparse feedback, far less than necessary to effectively adapt an LLM. Two first-order problems emerge from such an environment: 1) how to best leverage small amounts of user-specific data for personalized adaptation and 2) how to lookup similar users based on language feedback. In order to illustrate how researchers might approach these problems, we perform experiments in two modal settings for LLM personalization research. First, we explore a scenario where we have access to a short but relevant

interaction history for the user, and we aim to efficiently leverage that interaction history through ICL. Then, we explore a more complex setting that fully leverages the advantages of PersonalLLM, where the current user possibly has no relevant interaction history, and we must instead retrieve relevant interactions from similar users in a database. Overall, our results validate the solid empirical foundations of PersonalLLM while highlighting salient algorithmic questions and the fact that there is much room for improvement in terms of personalization performance.

All experiments simulate a chatbot using in-context learning to personalize responses for a test set of new users. Our test set simulates 1,000 personal preference models (or “users”) drawn with $\alpha = 0.05$ (as in the analysis in Section 3), and each user is associated with one test prompt from the PersonalLLM test split. For a new user with an associated test prompt, the goal is to use ICL to produce a response to maximize the reward (and win rate vs. GPT4o) given by the user’s personal preference model (i.e., weighted ensemble of reward models). Our underlying chatbot is Llama3-8B-Instruct, and all embeddings are extracted using the top-ranking model on the MTEB [28] leaderboard below 500M parameters.⁵ Further details for each individual experiment are given below and in Appendix C.1.

4.1 Personalized In-Context Learning

While ICL for broad alignment has been studied to some extent [25], the problem may be different when the underlying preference model is idiosyncratic and may cut against pretraining and RLHF dataset biases. In our initial set of experiments, we focus on a setting wherein we have a small set of useful data for the sake of personalizing the response to a given query, i.e., feedback gathered from the same user on similar prompts. By doing so, we can study key questions related to personalized inference with ICL, for example, which response(s) should be included and the importance of correct labels. Though these questions have been studied with respect to more general NLP tasks [27, 43, 31], it is unlikely that these findings can be extrapolated to the unique personalization task, and thus more work is needed in this area. A solid foundation of ICL techniques for personalization can then form the basis for more complex systems involving, e.g., looking up similar users.

4.1.1 Experiment Details

For each of our 1,000 test users, each with their own test prompt, we build a short but relevant interaction history by retrieving 5 other prompts based on embedding similarity. We build a winning/losing response pair for each prompt based on each user’s most and least preferred answers from the 8 models in our dataset. In order to establish baseline results on key questions in personalization, we include several baselines for how these interaction samples are leveraged in-context during inference:

- **Winning and Losing:** Both the winning and losing responses are included.
- **Winning only:** Only the winning response is included.
- **Losing only:** Only the losing response is included.
- **Losing only (Misabeled):** Only the losing response is included, and it is mislabeled as a winning response.

⁵https://huggingface.co/dunzhang/stella_en_400M_v5

Inference is performed using 1, 3, and 5 such examples (see Appendix C.1 for pseudocode), and evaluated by scoring with each user’s (weighted-ensembled) preference model. We also compare to a zero-shot baseline, with no personalization.

4.1.2 Results

Results are shown in Figure 6, left column. We can see that the best performance comes from ICL with only winning examples. This underlines the outstanding challenge of training LLMs to not only mimic winning responses in-context, but also leverage the contrast between winning and losing responses, especially when the differences may not be described in the model’s training data. Any amount of examples, even incorrectly labeled, are helpful relative to zero-shot; this may be unsurprising, as all 8 models in our dataset are stronger than our 8B parameter chat model. An interesting result lies in the comparison between Losing Only and Losing Only (Misabeled). While the mislabeled examples may help performance versus a zero-shot baseline (once again because they are from a stronger underlying LLM), Llama-8B-Instruct gains more from having these relatively strong losing responses labeled as losing. Overall, our findings reflect that a model trained for broad alignment does have some of the necessary capabilities to do idiosyncratic personalization using only in-context examples, but that much work is left in order to fully leverage this language feedback.



Figure 6: Results across different personalization algorithms. **(Left)** Test users are accompanied by a relevant interaction history with pairwise preference feedback, and we explore the LLM’s ability to exploit this information in context. **(Right)** Test users have interaction histories that are not relevant to their test prompt, and we probe methods for embedding users based on language feedback to retrieve useful examples from similar users for ICL.

4.2 Learning Across Users

Having established some empirical foundations for in-context personalization with PersonalLLM, we next highlight a particularly significant challenge prevalent in practice that has been under-explored in the LLM community: the cold-start problem. When a new user with limited prior interaction data arrives, or a user inquires about a new topic, prior user interactions alone cannot inform a satisfactory response. We model this challenge as a meta-learning problem, where the goal is to utilize a rich reservoir of prior interactions with a diverse set of users. We are motivated by real-world scenarios where we have access to a proprietary database containing extensive interaction histories from previous users. When a new user arrives, our goal is to utilize this rich, heterogeneous dataset to provide the best possible response to the new user’s query despite having only limited initial interactions with them that may not be relevant to the current query. This setting resembles typical recommendation systems, but “actions” are now defined over the space of natural language outputs instead of a fixed set of items. See Figure 2 for further illustration.

Our experiment explores the open question of how best to embed (i.e., represent with some vector) users based on small amounts of natural language feedback. With effective algorithms to lookup similar users, more relevant interactions may be leveraged to improve a response to a new user query. While a rich literature exists on information retrieval (i.e., RAG) for typical NLP benchmark tasks like question answering and fact-checking [23, 13], the distinctive nature of the personalization task necessitates new algorithms.

4.2.1 Experiment Details

For each of our 1,000 test users, we build a short but, in contrast to our first experiment, *possibly irrelevant* interaction history by retrieving 5 random prompts. Winning/losing response pairs (i.e., preference feedback) are selected as before. In order to supplement these interaction histories, we sample a historical database of 10,000 users (also with $\alpha = 0.05$), each with a set of 50 prompts, winning response, losing response triplets from the train set, where the prompts are selected randomly and the winning and losing responses are selected as the historical user’s highest and lowest scoring among the 8.

We compare 3 methods for embedding users for lookup:

- **Winning minus Losing:** Average direction in embedding space between winning and losing responses for each prompt.
- **Winning only:** Average direction in embedding space for winning responses.
- **Losing only:** Average direction in embedding space for losing responses.

For each test user, we build a set of candidate prompt/feedback data by retrieving the 20 most similar historical users based on the cosine similarity of their embeddings, and then of the pool created by those users’ interaction histories, retrieving 3 examples for in-context learning based on prompt embedding similarity to the test user’s new query. We compare to a **Self-ICL** baseline, where the test user’s possibly irrelevant prompt/feedback history is used for ICL. All methods use only winning responses in-context; evaluation is done as before.

4.2.2 Results

Our results are shown in Figure 6. We find that using the strongest user embedding method, which most fully exploits the available pairwise preference feedback, meta-learning can beat the self-ICL baseline. This positive result for meta-learning highlights the opportunity created by leveraging historical user data, and the feasibility of embedding users based on a small amount of language feedback. However, the gain from our relatively naive method is small, illustrating the need for methodological innovation in building such systems.

5 Related Work

Preference Datasets Recent developments in large language models (LLMs) emphasize the importance of *aligning* LLMs based on *preference feedback* rather than merely pre-training on large corpora of language in a self-supervised manner. Consequently, there has been a surge in the creation of open-source datasets [2, 29, 20, 11, 21] designed to support research on alignment methodologies. A significant limitation in the existing datasets is that they mainly enable fine-tuning to a single high-level notion of alignment that is uniform across the population, such as instruction-following in RLHF [30] and helpfulness and harmlessness [2].

Personalization Personalization has been extensively researched across different fields, with previous datasets primarily focusing on applications such as search engines and recommender systems [9, 8, 42, 12]. Where personalization has been studied in NLP, it has traditionally been focused on learning to mimic a user’s style, for example in writing headlines [1], crafting social media posts [26], or emulating historical text with simple dialogue models [41].

Recently, given the success of population-level alignment, researchers have begun to develop testbeds and methodology wherein the goal is to achieve a more granular level of personalized alignment for LLMs [5, 18, 19, 24]. Much of this work has focused on alignment for real or synthetic personas based on high-level attributes like race or occupation [5, 6], or high-level notions of alignment with respect to response qualities like length, technicality, and style. For example, Jang et al. [18] decomposes personal preferences along a handful of easily observable dimensions and performs personalized generation by merging models trained with different preference data based on these dimensions. Evaluation is often done by prompting GPT4 to select the preferred response based on preferences stated in its prompt [18, 5]. In an effort to highlight the need for broad participation and representation in LLM alignment, the PRISM dataset collects user profiles and personalized preference feedback from over 1,000 diverse human participants [19].

6 Discussion

We present PersonalLLM, a dataset and benchmark meant to spur the development of algorithms for LLM personalization, a critical and under-explored area with significant potential for enhancing interaction quality. We discuss the potential of the empirical foundation we develop and highlight potential risks and limitations.

Meta-Learning for Personalization We hope to encourage more work in the meta-learning setting, as exemplified by our experiments. This setting mirrors many real-world use cases where an organization has a large proprietary dataset from historical users but a very limited interaction

history with this particular user. Prior work on cold-start problems has focused on the task of recommending discrete content items from a media (or other) library. Extending and developing these techniques for LLMs is an exciting direction for future research.

Risks and Limitations We must consider the risks and limitations associated both with the release of our original benchmark dataset, as well as the larger goal of LLM personalization.

With respect to **PersonalLLM**, we note all prompts and responses have not been manually inspected for quality or safety by a human, although prompts are sourced from existing, reputable datasets, and responses are generated from state-of-the-art language models that have (presumably in the case of black box models) undergone safety alignment. Our benchmark is also limited with respect to the realism of the personas created by weighting reward models.

On a broader note, the goal of LLM personalization brings particular risks. One common concern is the creation of filter bubbles, where the model’s outputs become increasingly tailored to the user’s past existing preferences, potentially reinforcing political beliefs and biases, isolating the user from opposing viewpoints, and narrowing the diversity of information presented. Another potential issue is stereotyping, where the model may perpetuate or even amplify biases based on the user’s demographic information or behavior patterns. Feedback loops may also emerge, where the model behavior affects human behavior and vice versa, leading to negative personal and unknown societal consequences. Personification risks arise, as over time the user may develop a pseudo-personal relationship with the user, potentially fostering over-reliance on the LLM for advice or companionship. Finally, if used by malicious actors, personalized LLMs can be employed to manipulate and extort individuals by exploiting personal levers. Given these and many other predictable (and unpredictable) potential risks, it is important that any efforts at LLM personalization are accompanied by research in robust transparency mechanisms and safeguards for personalization algorithms. Developing an empirical foundation for such efforts is another promising avenue for future work.

Future Directions Given that LLMs have only recently reached a level of capabilities meriting their widespread adoption for industrial and personal use, the study of LLM personalization is necessarily in its earliest stages of development. It follows that there are many important and exciting avenues for future research, with respect to datasets, methodology, fairness, safety, and other aspects of responsible and reliable machine learning deployment. Since **PersonalLLM** is the first dataset to enable the study of complex personalized preferences expressed over many high-quality responses (to our knowledge) by a large, diverse user base, the benchmark can be extended in many ways. For example, one might imagine a distribution shift scenario, where over time, personal preferences shift, and the personalization algorithm must balance stability and plasticity. Also, we hope that our testbed drives the development of even more realistic personalization datasets and evaluation methods that more closely mirror the online and non-i.i.d. nature of the conversational setting and more closely capture the true nuance and diversity of human personal preferences. Finally, continued work in personalization algorithms must be accompanied by a proportional amount of work in personalization safety, fairness, and reliability. Future research may consider different aspects of the deployment pipeline (e.g., model architecture, data collection) and interaction model (e.g., UI/UX) with these concerns in mind.

References

- [1] Xiang Ao, Xiting Wang, Ling Luo, Ying Qiao, Qing He, and Xing Xie. PENS: A dataset and generic framework for personalized news headline generation. In Chengqing Zong, Fei Xia, Wenjie Li, and Roberto Navigli, editors, *Proceedings of the 59th Annual Meeting of the Association for Computational Linguistics and the 11th International Joint Conference on Natural Language Processing (Volume 1: Long Papers)*, pages 82–92, Online, August 2021. Association for Computational Linguistics. doi: 10.18653/v1/2021.acl-long.7. URL <https://aclanthology.org/2021.acl-long.7>.
- [2] Yuntao Bai, Andy Jones, Kamal Ndousse, Amanda Askell, Anna Chen, Nova DasSarma, Dawn Drain, Stanislav Fort, Deep Ganguli, Tom Henighan, Nicholas Joseph, Saurav Kadavath, Jackson Kernion, Tom Conerly, Sheer El-Showk, Nelson Elhage, Zac Hatfield-Dodds, Danny Hernandez, Tristan Hume, Scott Johnston, Shauna Kravec, Liane Lovitt, Neel Nanda, Catherine Olsson, Dario Amodei, Tom Brown, Jack Clark, Sam McCandlish, Chris Olah, Ben Mann, and Jared Kaplan. Training a helpful and harmless assistant with reinforcement learning from human feedback, 2022.
- [3] Steven Bird and Edward Loper. NLTK: The natural language toolkit. In *Proceedings of the ACL Interactive Poster and Demonstration Sessions*, pages 214–217, Barcelona, Spain, July 2004. Association for Computational Linguistics. URL <https://aclanthology.org/P04-3031>.
- [4] Tom B. Brown, Benjamin Mann, Nick Ryder, Melanie Subbiah, Jared Kaplan, Prafulla Dhariwal, Arvind Neelakantan, Pranav Shyam, Girish Sastry, Amanda Askell, Sandhini Agarwal, Ariel Herbert-Voss, Gretchen Krueger, Tom Henighan, Rewon Child, Aditya Ramesh, Daniel M. Ziegler, Jeffrey Wu, Clemens Winter, Christopher Hesse, Mark Chen, Eric Sigler, Mateusz Litwin, Scott Gray, Benjamin Chess, Jack Clark, Christopher Berner, Sam McCandlish, Alec Radford, Ilya Sutskever, and Dario Amodei. Language models are few-shot learners, 2020.
- [5] Louis Castricato, Nathan Lile, Rafael Rafailov, Jan-Philipp Fränken, and Chelsea Finn. Persona: A reproducible testbed for pluralistic alignment, 2024. URL <https://arxiv.org/abs/2407.17387>.
- [6] Xin Chan, Xiaoyang Wang, Dian Yu, Haitao Mi, and Dong Yu. Scaling synthetic data creation with 1,000,000,000 personas, 2024. URL <https://arxiv.org/abs/2406.20094>.
- [7] Paul Christiano, Jan Leike, Tom B. Brown, Miljan Martic, Shane Legg, and Dario Amodei. Deep reinforcement learning from human preferences, 2023.
- [8] Abhinandan S Das, Mayur Datar, Ashutosh Garg, and Shyam Rajaram. Google news personalization: scalable online collaborative filtering. In *Proceedings of the 16th international conference on World Wide Web*, pages 271–280, 2007.
- [9] James Davidson, Benjamin Liebald, Junning Liu, Palash Nandy, Taylor Van Vleet, Ullas Gargi, Sujoy Gupta, Yu He, Mike Lambert, Blake Livingston, et al. The youtube video recommendation system. In *Proceedings of the fourth ACM conference on Recommender systems*, pages 293–296, 2010.

- [10] Hanze Dong, Wei Xiong, Deepanshu Goyal, Rui Pan, Shizhe Diao, Jipeng Zhang, Kashun Shum, and Tong Zhang. Raft: Reward ranked finetuning for generative foundation model alignment. *arXiv preprint arXiv:2304.06767*, 2023.
- [11] Yann Dubois, Xuechen Li, Rohan Taori, Tianyi Zhang, Ishaan Gulrajani, Jimmy Ba, Carlos Guestrin, Percy Liang, and Tatsunori B. Hashimoto. AlpacaFarm: A simulation framework for methods that learn from human feedback, 2024.
- [12] Michael Färber and Adam Jatowt. Citation recommendation: approaches and datasets. *International Journal on Digital Libraries*, 21(4):375–405, August 2020. ISSN 1432-1300. doi: 10.1007/s00799-020-00288-2. URL <http://dx.doi.org/10.1007/s00799-020-00288-2>.
- [13] Yunfan Gao, Yun Xiong, Xinyu Gao, Kangxiang Jia, Jinliu Pan, Yuxi Bi, Yi Dai, Jiawei Sun, Meng Wang, and Haofen Wang. Retrieval-augmented generation for large language models: A survey, 2024. URL <https://arxiv.org/abs/2312.10997>.
- [14] Timnit Gebru, Jamie Morgenstern, Briana Vecchione, Jennifer Wortman Vaughan, Hanna Wallach, Hal Daumé III au2, and Kate Crawford. Datasheets for datasets, 2021.
- [15] Edward J. Hu, Yelong Shen, Phillip Wallis, Zeyuan Allen-Zhu, Yuanzhi Li, Shean Wang, Lu Wang, and Weizhu Chen. Lora: Low-rank adaptation of large language models, 2021.
- [16] EunJeong Hwang, Bodhisattwa Prasad Majumder, and Niket Tandon. Aligning language models to user opinions, 2023. URL <https://arxiv.org/abs/2305.14929>.
- [17] Eugene Ie, Chih wei Hsu, Martin Mladenov, Vihan Jain, Sanmit Narvekar, Jing Wang, Rui Wu, and Craig Boutilier. Recsim: A configurable simulation platform for recommender systems, 2019. URL <https://arxiv.org/abs/1909.04847>.
- [18] Joel Jang, Seungone Kim, Bill Yuchen Lin, Yizhong Wang, Jack Hessel, Luke Zettlemoyer, Hannaneh Hajishirzi, Yejin Choi, and Prithviraj Ammanabrolu. Personalized soups: Personalized large language model alignment via post-hoc parameter merging, 2023. URL <https://arxiv.org/abs/2310.11564>.
- [19] Hannah Rose Kirk, Alexander Whitefield, Paul Röttger, Andrew Bean, Katerina Margatina, Juan Ciro, Rafael Mosquera, Max Bartolo, Adina Williams, He He, Bertie Vidgen, and Scott A. Hale. The prism alignment project: What participatory, representative and individualised human feedback reveals about the subjective and multicultural alignment of large language models, 2024. URL <https://arxiv.org/abs/2404.16019>.
- [20] Andreas Köpf, Yannic Kilcher, Dimitri von Rütte, Sotiris Anagnostidis, Zhi-Rui Tam, Keith Stevens, Abdullah Barhoum, Nguyen Minh Duc, Oliver Stanley, Richárd Nagyfi, Shahul ES, Sameer Suri, David Glushkov, Arnav Dantuluri, Andrew Maguire, Christoph Schuhmann, Huu Nguyen, and Alexander Mattick. Openassistant conversations – democratizing large language model alignment, 2023.
- [21] Nathan Lambert, Valentina Pyatkin, Jacob Morrison, LJ Miranda, Bill Yuchen Lin, Khyathi Chandu, Nouha Dziri, Sachin Kumar, Tom Zick, Yejin Choi, Noah A. Smith, and Hannaneh Hajishirzi. Rewardbench: Evaluating reward models for language modeling, 2024.

- [22] Patrick Lewis, Ethan Perez, Aleksandra Piktus, Fabio Petroni, Vladimir Karpukhin, Naman Goyal, Heinrich Küttler, Mike Lewis, Wen tau Yih, Tim Rocktäschel, Sebastian Riedel, and Douwe Kiela. Retrieval-augmented generation for knowledge-intensive nlp tasks, 2021.
- [23] Patrick Lewis, Ethan Perez, Aleksandra Piktus, Fabio Petroni, Vladimir Karpukhin, Naman Goyal, Heinrich Küttler, Mike Lewis, Wen tau Yih, Tim Rocktäschel, Sebastian Riedel, and Douwe Kiela. Retrieval-augmented generation for knowledge-intensive nlp tasks, 2021. URL <https://arxiv.org/abs/2005.11401>.
- [24] Xinyu Li, Zachary C. Lipton, and Liu Leqi. Personalized language modeling from personalized human feedback, 2024. URL <https://arxiv.org/abs/2402.05133>.
- [25] Bill Yuchen Lin, Abhilasha Ravichander, Ximing Lu, Nouha Dziri, Melanie Sclar, Khyathi Chandu, Chandra Bhagavatula, and Yejin Choi. The unlocking spell on base llms: Rethinking alignment via in-context learning, 2023. URL <https://arxiv.org/abs/2312.01552>.
- [26] Pierre-Emmanuel Mazaré, Samuel Humeau, Martin Raison, and Antoine Bordes. Training millions of personalized dialogue agents. In Ellen Riloff, David Chiang, Julia Hockenmaier, and Jun'ichi Tsujii, editors, *Proceedings of the 2018 Conference on Empirical Methods in Natural Language Processing*, pages 2775–2779, Brussels, Belgium, October–November 2018. Association for Computational Linguistics. doi: 10.18653/v1/D18-1298. URL <https://aclanthology.org/D18-1298>.
- [27] Sewon Min, Xinxi Lyu, Ari Holtzman, Mikel Artetxe, Mike Lewis, Hannaneh Hajishirzi, and Luke Zettlemoyer. Rethinking the role of demonstrations: What makes in-context learning work?, 2022. URL <https://arxiv.org/abs/2202.12837>.
- [28] Niklas Muennighoff, Nouamane Tazi, Loïc Magne, and Nils Reimers. Mteb: Massive text embedding benchmark, 2023. URL <https://arxiv.org/abs/2210.07316>.
- [29] Reiichiro Nakano, Jacob Hilton, Suchir Balaji, Jeff Wu, Long Ouyang, Christina Kim, Christopher Hesse, Shantanu Jain, Vineet Kosaraju, William Saunders, Xu Jiang, Karl Cobbe, Tyna Eloundou, Gretchen Krueger, Kevin Button, Matthew Knight, Benjamin Chess, and John Schulman. Webgpt: Browser-assisted question-answering with human feedback, 2022.
- [30] Long Ouyang, Jeff Wu, Xu Jiang, Diogo Almeida, Carroll L. Wainwright, Pamela Mishkin, Chong Zhang, Sandhini Agarwal, Katarina Slama, Alex Ray, John Schulman, Jacob Hilton, Fraser Kelton, Luke Miller, Maddie Simens, Amanda Askell, Peter Welinder, Paul Christiano, Jan Leike, and Ryan Lowe. Training language models to follow instructions with human feedback, 2022.
- [31] Jane Pan, Tianyu Gao, Howard Chen, and Danqi Chen. What in-context learning "learns" in-context: Disentangling task recognition and task learning, 2023. URL <https://arxiv.org/abs/2305.09731>.
- [32] F. Pedregosa, G. Varoquaux, A. Gramfort, V. Michel, B. Thirion, O. Grisel, M. Blondel, P. Prettenhofer, R. Weiss, V. Dubourg, J. Vanderplas, A. Passos, D. Cournapeau, M. Brucher, M. Perrot, and E. Duchesnay. Scikit-learn: Machine learning in Python. *Journal of Machine Learning Research*, 12:2825–2830, 2011.

- [33] Ethan Perez, Saffron Huang, Francis Song, Trevor Cai, Roman Ring, John Aslanides, Amelia Glaese, Nat McAleese, and Geoffrey Irving. Red teaming language models with language models, 2022.
- [34] Rafael Rafailov, Archit Sharma, Eric Mitchell, Stefano Ermon, Christopher D. Manning, and Chelsea Finn. Direct preference optimization: Your language model is secretly a reward model, 2023.
- [35] Olga Russakovsky, Jia Deng, Hao Su, Jonathan Krause, Sanjeev Satheesh, Sean Ma, Zhiheng Huang, Andrej Karpathy, Aditya Khosla, Michael Bernstein, Alexander C. Berg, and Li Fei-Fei. Imagenet large scale visual recognition challenge, 2015. URL <https://arxiv.org/abs/1409.0575>.
- [36] Shibani Santurkar, Esin Durmus, Faisal Ladhak, Cino Lee, Percy Liang, and Tatsunori Hashimoto. Whose opinions do language models reflect?, 2023.
- [37] John Schulman, Filip Wolski, Prafulla Dhariwal, Alec Radford, and Oleg Klimov. Proximal policy optimization algorithms, 2017.
- [38] Hugo Touvron, Thibaut Lavril, Gautier Izacard, Xavier Martinet, Marie-Anne Lachaux, Timothée Lacroix, Baptiste Rozière, Naman Goyal, Eric Hambro, Faisal Azhar, Aurelien Rodriguez, Armand Joulin, Edouard Grave, and Guillaume Lample. Llama: Open and efficient foundation language models, 2023.
- [39] Zhilin Wang, Yi Dong, Jiaqi Zeng, Virginia Adams, Makesh Narsimhan Sreedhar, Daniel Egert, Olivier Delalleau, Jane Polak Scowcroft, Neel Kant, Aidan Swope, and Oleksii Kuchaiev. Helpsteer: Multi-attribute helpfulness dataset for steerlm, 2023. URL <https://arxiv.org/abs/2311.09528>.
- [40] Jason Wei, Maarten Bosma, Vincent Y. Zhao, Kelvin Guu, Adams Wei Yu, Brian Lester, Nan Du, Andrew M. Dai, and Quoc V. Le. Finetuned language models are zero-shot learners, 2022.
- [41] Yuwei Wu, Xuezhe Ma, and Diyi Yang. Personalized response generation via generative split memory network. In Kristina Toutanova, Anna Rumshisky, Luke Zettlemoyer, Dilek Hakkani-Tur, Iz Beltagy, Steven Bethard, Ryan Cotterell, Tanmoy Chakraborty, and Yichao Zhou, editors, *Proceedings of the 2021 Conference of the North American Chapter of the Association for Computational Linguistics: Human Language Technologies*, pages 1956–1970, Online, June 2021. Association for Computational Linguistics. doi: 10.18653/v1/2021.naacl-main.157. URL <https://aclanthology.org/2021.naacl-main.157>.
- [42] Jiajing Xu, Andrew Zhai, and Charles Rosenberg. Rethinking personalized ranking at pinterest: An end-to-end approach. In *Proceedings of the 16th ACM Conference on Recommender Systems, RecSys '22*. ACM, September 2022. doi: 10.1145/3523227.3547394. URL <http://dx.doi.org/10.1145/3523227.3547394>.
- [43] Kang Min Yoo, Junyeob Kim, Hyuhng Joon Kim, Hyunsoo Cho, Hwiyeol Jo, Sang-Woo Lee, Sang goo Lee, and Taeuk Kim. Ground-truth labels matter: A deeper look into input-label demonstrations, 2022. URL <https://arxiv.org/abs/2205.12685>.

- [44] Kesen Zhao, Shuchang Liu, Qingpeng Cai, Xiangyu Zhao, Ziru Liu, Dong Zheng, Peng Jiang, and Kun Gai. Kuaisim: A comprehensive simulator for recommender systems, 2023. URL <https://arxiv.org/abs/2309.12645>.
- [45] Daniel M. Ziegler, Nisan Stiennon, Jeffrey Wu, Tom B. Brown, Alec Radford, Dario Amodei, Paul Christiano, and Geoffrey Irving. Fine-tuning language models from human preferences, 2020.

A Dataset Information

This section serves as documentation for our dataset, with its organization based on the notion of datasheets [14].

Our dataset is available at <https://huggingface.co/datasets/namkoong-lab/PersonalLLM>.

The code used to collect, process, and score our dataset (and run our experiments) is available at <https://github.com/namkoong-lab/PersonalLLM>.

The evaluation dataset that we used to produce our experiments in Section 4 is available at https://huggingface.co/datasets/namkoong-lab/PersonalLLM_Eval.

The interaction database dataset that we constructed from PersonalLLM is available at https://huggingface.co/datasets/namkoong-lab/PersonalLLM_InteractionDatabase.

A.1 Composition

A.1.1 Prompts

In order to create a set of prompts and responses over which humans (and reward models) will display diverse preferences, our first focus was the collection of *open-ended* prompts. As a source of these open-ended prompts, we collected data from **Anthropic Helpful-online**, **Anthropic Helpful-base**, **Nvidia Helpsteer**, and **RewardBench**. From this set, prompts were filtered to those with a length of 2400 characters or fewer as most reward models are limited to 4096 context length. We randomly drew 10,402 prompts from the filtered subset. The resulting distribution of prompts from different sources is shown in Table 3.

Source	Count
hh-rlhf-helpful-base	4797
hh-rlhf-helpful-online	3320
HelpSteer	1290
alpacaeval-hard	285
alpacaeval-easy	259
alpacaeval-length	219
xstest-should-respond	65
llmbar-adver-neighbor	43
llmbar-adver-GPTInst	34
llmbar-natural	27
llmbar-adver-manual	19
llmbar-adver-GPTOut	15
mt-bench-med	14
mt-bench-hard	10
mt-bench-easy	5

Table 3: Sources of the 10,402 prompts composing our train and test sets.

A.1.2 Responses

Next, we aimed to collect many high-quality responses for each prompt. We generated eight responses for each of the 10,402 prompts using a selection of the top models from ChatArena and other important benchmarks: **GPT-4o**, **Claude 3 Opus**, **Gemini-Pro-1.5**, **Command-R-Plus**, **GPT-4-Turbo**, **Claude 3 Sonnet**, **Llama3-70B-Instruct**, and **Mixtral 8x22B**. We split the resulting dataset into training and test sets in a roughly 9:1 ratio, with a final count of 9,402 training examples and 1,000 test examples.

A.1.3 Reward Models

Finally, in order to enable the simulation of many diverse preference models, we select 10 reward models from Reward Bench, built on top of popular base models such as Llama3, Mistral, and Gemma. Their model names on Huggingface are:

- hendrydong/Mistral-RM-for-RAFT-GSHF-v0
- OpenAssistant/oasst-rm-2-pythia-6.9b-epoch-1
- OpenAssistant/oasst-rm-2.1-pythia-1.4b-epoch-2.5
- OpenAssistant/reward-model-deberta-v3-large-v2
- PKU-Alignment/beaver-7b-v1.0-cost
- Ray2333/reward-model-Mistral-7B-instruct-Unified-Feedback
- sfairXC/FsfairX-LLaMA3-RM-v0.1
- weqweasdas/RM-Gemma-2B
- weqweasdas/RM-Gemma-7B
- weqweasdas/RM-Mistral-7B

We evaluate each (prompt, response) pair in the train and test set with each model so that for any personality created by their ensembling, each (prompt, response) pair in the dataset can be scored via a simple weighting.

A.1.4 Data Records

Each record in our resulting dataset is of the form

$$(x, s, y_1, r_1^{(1)}, \dots, r_1^{(k)}, \dots, y_l, r_l^{(1)}, \dots, r_l^{(k)})$$

where x is an input prompt, s gives the source dataset for the prompt, y_i is a response generated by the LLM indexed by i among our set of $k = 8$, and $r_i^{(j)}$ is the reward score for prompt/response pair (x, y_i) by the reward model indexed by j among a set of $l = 10$ reward models in total.

A.2 Collection Process

Our prompts were collected by downloading and filtering the open-source datasets mentioned previously. Responses were generated using OpenRouter with a temperature of 1.0 and a maximum token length of 512.

A.3 Preprocessing/cleaning/labeling

All prompts are taken in their exact form from existing open-source datasets, filtered by length according to Appendix A.1.1. LLM responses are not filtered, edited, or cleaned in any way, either for storage or reward scoring.

As a limitation, we note that all prompts and responses have not been manually inspected for quality or safety by a human, although prompts are sourced from existing, reputable datasets, and responses are generated from state-of-the-art language models that have (presumably in the case of black box models) undergone safety alignment. Further, the personas that can be created via ensembling our reward models have not been tested for bias or alignment with a particular subgroup of the population.

We also note that there is a known issue with many reward models, such that they may produce different scores under different conditions, in particular when the batch size changes⁶. Our reward scores are produced with a batch size of 1 and are tested for reproducibility and determinism.

A.4 Uses

Our goal in creating the open-source PersonalLLM dataset is to facilitate work on methods to personalize the output of an LLM to the individual tastes of the many diverse users of an application. In our initial paper, we have provided experiments where meta-learning and in-context learning (ICL) are used to leverage an existing user base with interaction histories to improve outcomes for new users. We imagine further work in this direction, as well as potential work on more efficient ways to harness the power of fine-tuning for personalization. Also, in domains like medicine, where privacy is paramount, it may not be possible to include queries from other users in context. Thus, work on privacy-ensuring meta-learning personalization algorithms is needed.

It must be acknowledged that the goal of LLM personalization brings particular risks, including filter bubbles, stereotyping, feedback loops, personification, and manipulation. Given these and many other predictable (and unpredictable) potential risks, it is important that any efforts at LLM personalization are accompanied by research in robust transparency mechanisms and safeguards for personalization algorithms.

A.5 Distribution

A.5.1 Hosting

PersonalLLM is available for download on huggingface at <https://huggingface.co/datasets/namkoong-lab/PersonalLLM>.

⁶<https://github.com/allenai/reward-bench/issues/137>

A.5.2 License

We release this dataset under a CC BY-NC 4.0 License, which prohibits commercial use and requires attribution.

A.6 Maintenance

The authors plan to maintain the dataset. If any instances of dangerous, private, or otherwise undesirable material are found, the corresponding row in the dataset will be deleted.

Correspondence, including requests for data removal, can be sent to andrew.siah@columbia.edu and tpz2105@columbia.edu.

B Simulated User Analysis

B.1 Additional Details

All semantic features are scored using pre-trained models from Huggingface.

- Formality is scored using: s-nlp/roberta-base-formality-ranker
- Educational value is scored using: HuggingFaceFW/fineweb-edu-classifier
- Emotions are scored using: SamLowe/roberta-base-go_emotions

Below is a list of our syntactic features:

- Count of tokens
- Count of unique words
- Average word length
- Count of stopwords
- Count of punctuation
- Count of list items (bullets or numbered)
- Count of adjectives and Adverbs

The python package nltk [3] is used to tokenize, extract stopwords, and tag parts of speech, where necessary.

Our linear regression models are built using sklearn [32], with default parameter settings.

B.2 Additional Results

Tables 4 and 5 show representativeness scores for our PersonalLLM users as well as a selection of LLMs across all 60 demographic groups in the original OpinionQA [36] study.

C Experiments

C.1 Pseudocode

Below is the pseudocode for the baselines in Section 4. Actual code is available at <https://github.com/namkoong-lab/PersonalLLM>.

Algorithm 1 MetaLearnKShotICLAlgorithm

```
1: procedure GENERATERESPONSE(text_user, text_prompt)
2:   similar_users  $\leftarrow$  FindSimilarUsers(text_user)
3:   similar_prompts  $\leftarrow$  FindSimilarPrompts(text_prompt, similar_users)
4:   icl_examples  $\leftarrow$  {}
5:   for prompt in similar_prompts do
6:     winning, losing  $\leftarrow$  FindWinningLosingResponses(prompt)
7:     icl_examples.append(prompt, winning, losing)
8:     if |icl_examples| =  $k$  then ▷  $k$  is the number of shots
9:       break
10:    end if
11:  end for
12:  final_prompt  $\leftarrow$  ConstructPrompt(icl_examples, test_prompt)
13:  response  $\leftarrow$  GenerateLLMResponse(final_prompt)
14:  return response
15: end procedure
```

C.2 Prompt Template

Below is a prompt template we used in our experiments for winning and losing responses appended during inference.

Below are some examples of past conversations with liked and disliked responses per prompt.

User: {ICL_Prompt_1}
Liked Response: {Prompt_1_Liked_Response}
Disliked Response: {Prompt_1_Disliked_Response}

User: {ICL_Prompt_2}
Liked Response: {Prompt_2_Liked_Response}
Disliked Response: {Prompt_2_Disliked_Response}

Use the contexts above to generate a good response for the user prompt below. Your response should be similar to the winning responses and dissimilar from the losing responses.

User: {Test_prompt}
Response:

Below is a prompt template we used in our experiments for winning responses only appended during inference.

Below are some examples of past conversations with liked responses per prompt.

User: {ICL_Prompt_1}
Liked Response: {Prompt_1_Liked_Response}

User: {ICL_Prompt_2}
Liked Response: {Prompt_2_Liked_Response}

Use the contexts above to generate a good response for the user prompt below. Your response should be similar to the winning responses.

User: {Test_prompt}
Response:

Demographic	AI21 Labs		ada	OpenAI	PersonalLLM
	j1-jumbo	j1-grande-v2		text-davinci-003	Ours
Northeast	0.811	0.802	0.819	0.704	0.838
Midwest	0.810	0.797	0.820	0.701	0.833
South	0.818	0.805	0.827	0.696	0.835
West	0.813	0.802	0.821	0.704	0.839
18-29	0.818	0.808	0.828	0.700	0.840
30-49	0.814	0.804	0.823	0.702	0.837
50-64	0.809	0.797	0.818	0.696	0.830
65+	0.792	0.779	0.800	0.699	0.818
Male	0.814	0.802	0.826	0.697	0.837
Female	0.810	0.800	0.816	0.702	0.833
Less than high school	0.828	0.812	0.835	0.685	0.832
High school graduate	0.816	0.799	0.826	0.691	0.832
Some college, no degree	0.814	0.804	0.823	0.701	0.836
Associate’s degree	0.811	0.800	0.821	0.700	0.834
College graduate	0.802	0.794	0.810	0.710	0.833
Postgraduate	0.794	0.789	0.800	0.717	0.831
Citizen - Yes	0.814	0.802	0.823	0.700	0.836
Citizen - No	0.816	0.812	0.818	0.706	0.833
Married	0.810	0.799	0.819	0.699	0.832
Divorced	0.809	0.796	0.817	0.696	0.830
Separated	0.814	0.801	0.818	0.694	0.830
Widowed	0.800	0.785	0.807	0.694	0.819
Never been married	0.819	0.808	0.828	0.700	0.841
Protestant	0.810	0.797	0.820	0.694	0.828
Roman Catholic	0.816	0.806	0.823	0.702	0.835
Mormon	0.789	0.777	0.802	0.696	0.819
Orthodox	0.773	0.762	0.781	0.693	0.803
Jewish	0.792	0.785	0.800	0.707	0.824
Muslim	0.794	0.788	0.792	0.697	0.816
Buddhist	0.782	0.777	0.783	0.709	0.821
Hindu	0.796	0.794	0.789	0.707	0.816
Atheist	0.774	0.771	0.784	0.714	0.822
Agnostic	0.785	0.781	0.794	0.717	0.828
Other	0.794	0.790	0.801	0.703	0.824
Nothing in particular	0.815	0.802	0.824	0.700	0.839
Rel. attend - >1x/week	0.807	0.793	0.816	0.690	0.824
Rel. attend - 1x/week	0.811	0.798	0.819	0.696	0.829
Rel. attend - 1-2x/month	0.818	0.807	0.825	0.699	0.833
Rel. attend - Few/year	0.817	0.809	0.824	0.705	0.837
Rel. attend - Seldom	0.811	0.800	0.821	0.703	0.835
Rel. attend - Never	0.806	0.795	0.816	0.701	0.836

Table 4: Representativeness scores in relation to real human opinions from important demographic groups for different LLMs, as well as our PersonalLLM population.

Demographic	AI21 Labs		ada	OpenAI	PersonalLLM
	j1-jumbo	j1-grande-v2		text-davinci-003	Ours
Republican	0.791	0.776	0.805	0.680	0.812
Democrat	0.800	0.795	0.804	0.719	0.834
Independent	0.812	0.801	0.821	0.701	0.838
Other	0.820	0.804	0.832	0.693	0.839
Less than \$30,000	0.828	0.813	0.833	0.693	0.838
\$30,000-\$50,000	0.814	0.802	0.822	0.698	0.834
\$50,000-\$75,000	0.807	0.796	0.816	0.703	0.833
\$75,000-\$100,000	0.800	0.791	0.811	0.705	0.829
\$100,000 or more	0.797	0.790	0.807	0.708	0.831
Very conservative	0.797	0.778	0.811	0.662	0.811
Conservative	0.796	0.780	0.810	0.684	0.817
Moderate	0.814	0.804	0.822	0.706	0.838
Liberal	0.792	0.788	0.799	0.721	0.833
Very liberal	0.785	0.782	0.791	0.712	0.825
White	0.807	0.794	0.817	0.699	0.832
Black	0.820	0.812	0.823	0.702	0.833
Asian	0.814	0.806	0.819	0.708	0.839
Hispanic	0.820	0.810	0.824	0.706	0.839
Other	0.801	0.783	0.807	0.681	0.818

Table 5: Representativeness scores in relation to real human opinions from important demographic groups for different LLMs, as well as our **PersonalLLM** population.