

Jupyter Notebook Attacks Taxonomy: Ransomware, Data Exfiltration, and Security Misconfiguration

Phuong Cao ^{1,2,*}

¹National Center for Supercomputing Applications, ³Coordinated Science Laboratory, ³University of Illinois at Urbana-Champaign

Abstract—Open-science collaboration using Jupyter Notebooks may expose expensively trained AI models, high-performance computing resources, and training data to security vulnerabilities, such as unauthorized access, accidental deletion, or misuse. The ubiquitous deployments of Jupyter Notebooks (≈ 11 million public notebooks on Github) have transformed collaborative scientific computing by enabling reproducible research. Jupyter is the main HPC’s science gateway interface between AI researchers and supercomputers at academic institutions, such as the National Center for Supercomputing Applications (NCSA), national labs, and the industry. An impactful attack targeting Jupyter could disrupt scientific missions and business operations.

This paper describes the network-based attack taxonomy of Jupyter Notebooks, such as ransomware, data exfiltration, security misconfiguration, and resource abuse for cryptocurrency mining. The open nature of Jupyter (direct data access, arbitrary code execution in multiple programming languages kernels) and its vast attack interface (terminal, file browser, untrusted cells) also attract attacks attempting to misuse supercomputing resources and steal state-of-the-art research artifacts. Jupyter uses encrypted datagrams of rapidly evolving WebSocket protocols that challenge even the most state-of-the-art network observability tools, such as Zeek.

We envisage even more sophisticated AI-driven attacks can be adapted to target Jupyter, where defenders have limited visibility. In addition, Jupyter’s cryptographic design should be adapted to resist emerging quantum threats. On balance, this is the first paper to systematically describe the threat model against Jupyter Notebooks and lay out the design of auditing Jupyter to have better visibility against such attacks.

I. INTRODUCTION

Open-science collaboration using Jupyter notebooks may expose expensively trained AI models, high-performance computing resources, and training data to security vulnerabilities, such as unauthorized access, accidental deletion, or misuse. The ubiquitous deployments of Jupyter Notebooks (≈ 11 million public notebooks on Github [1]) have transformed collaborative scientific computing by enabling reproducible research [2]. Major facilities such as DoE Argonne AI Testbed, the National Center for Supercomputing Applications (NCSA) Delta GPU and supercomputers such as NERSC’s Perlmutter, SDSC’s rely on Jupyter [3] to provide HPC’s science gateway interface for AI researchers.

This paper highlights the importance of auditing Jupyter Notebooks deployment, which is critical to the operational security of flagship NSF cyberinfrastructure, for example, supercomputers such as Expanse (SDSC), Perlmutter (NERSC), Leadership-Class Computing Facility (LCCF) such as Frontier (ORNL), and related projects such as ACCESS at NC-

SA/UIUC, Open OnDemand at OSC all rely on Jupyter to advance collaborative and reproducible science research.

Background. Jupyter notebooks represent code, results, and notes of different scientific applications using JavaScript Object Notation (JSON) documents, which are language-independent, structured text-based file formats. A JSON string represents each cell in a Jupyter Notebook. Notebooks can be processed by any programming language through kernels (Python, R, or Julia). Jupyter uses encrypted datagrams of rapidly evolving WebSocket protocols [4] that challenge even the most state-of-the-art network observability tools, such as Zeek.

Threat model. A taxonomy of network-based attacks targeting a Jupyter Notebook is described. The open nature of Jupyter (direct data access, arbitrary code execution in multiple programming languages kernels), tight integration with single sign-on [5], [6], and its vast attack interface (terminal, file browser, untrusted cells) also attracts attacks attempting to misuse supercomputing resources and steal state-of-the-art research artifacts (e.g., CVE-2024-22415 and [7], [8]). These threats, such as ransomware, data exfiltration, security misconfiguration, and resource abuse for cryptocurrency mining, are frequently seen in traditional high-performance computing infrastructure [9]–[11] but have evolved to specifically target Jupyter.

We envisage even more sophisticated AI-driven attacks [12] can be adapted to target Jupyter, where defenders have limited visibility. For example, resource constraints and scalability challenges are the limiting factors as network traffic keeps increasing, and security monitors may add unsustainable performance overhead to scientific computing. Another example is an evasion attack against the integrity of security monitors. Attackers may employ Denial of Service attacks and inferring detection rules using adversarial machine learning.

Contributions:

- A taxonomy of existing threats that have targeted Jupyter Notebooks deployments, particularly in supercomputing/HPC environments.
- A detailed threat model targets Jupyter Notebooks following TrustedCI’s Open Science Risk Profile (OSRP).
- Lessons learned in auditing Jupyter Notebooks’s security architecture.
- Discussions of hardened security design and futuristic threats targeting Jupyter Notebooks.

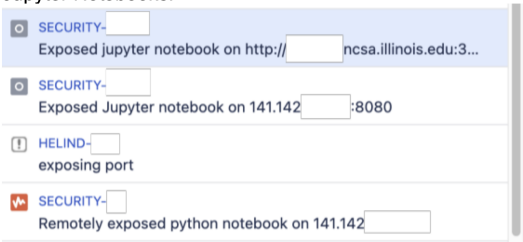
Attack Type	Description	Source
Credential Stealing	Attackers easily used Jupyter as a point of initial access into a honeypot cloud environment, after which they deployed a custom malware with a built-in cryptominer, rootkit, and the ability to harvest sensitive cloud credentials.	Darkreading
System misuse	The malicious shell script set up a crypto mining utility, iterated through a hardcoded list of process names and attempted to kill the associated processes. <pre>miner() { if [[! \$DLr -eq 0]]; then \$DLr \$DIR/xm.tar.gz \$miner_url > /dev/null 2>&1 tar -xf \$DIR/xm.tar.gz -C \$DIR rm -rf \$DIR/xm.tar.gz > /dev/null 2>&1 chmod +x \$DIR/* \$DIR/python-dev -B -o \$pool -u \$wallet -p \$client --donate-level 1 --tls --tls-fingerprint 428c7850e89 else if [[-x "\$(command -v python3)"]]; then python3 -c "import urllib.request; urllib.request.urlretrieve('\$miner_url', '\$DIR/xm.tar.gz')"</pre>	Hackernews
Data exfiltration	Jupyter infostealer is an information stealing module, designed to scoop up victim credentials like their computer name, user admin rights, workgroup, browser password database, and other useful information by targeting browsers such as Google Chrome. Upon finding one of these browsers installed, it gathers and exfiltrates sensitive user data stored within these browsers, such as login data (usernames and passwords), cookies, and web data, including "autofill" information such as the user's name, home address, and email address.	Darkreading
Ransomware	To conduct the attack, the adversary accessed the server via a misconfigured application, downloaded the libraries and tools that support the attack (for example, encryptors), and then manually created a ransomware script by pasting the Python code and executing the script. <pre>def crypt(file): import pyAesCrypt print("-----") password = str(password) buffer_size = 512*1024 pyAesCrypt.encryptFile(str(file), str(file) + ".crp", password, buffer_size) print("[Encrypt] '"+str(file)+".crp'") os.remove(file) def walk(dir): for name in os.listdir(dir): path = os.path.join(dir, name) try: if os.path.isfile(path): crypt(path) else: walk(path) except Exception as e: print(f'[-] {e}')</pre>	Zdnet.com
Vulnerabilities	Jupyter: CVE-2024-22415; RCE through XSS in Jupyter Lab and Jupyter Notebook (CVE-2021-32797, CVE-2021-32798) Both vulnerabilities are XSS leading to an impact of RCE (Remote Code Execution). The first lies in Jupyter Notebook while the second one is in JupyterLab. They allow to compromise users opening a malicious notebook document.	cvedetails.com
Exposed service by misconfiguration.	Multiple exposed services were discovered via automated scans and stopped before attacks. The picture below shows tickets related to exposed Jupyter Notebooks.  The screenshot shows four JIRA tickets. The first two are 'SECURITY' type tickets with the description 'Exposed jupyter notebook on http://[redacted] ncsa.illinois.edu:3...'. The third is a 'HELIND' type ticket with the description 'exposing port'. The fourth is a 'SECURITY' type ticket with the description 'Remotely exposed python notebook on 141.142.[redacted]'.	NCSA JIRA anonymized

Figure 1: Taxonomy of threat models following TrustedCI's Open Science Cyber Risk Profile.

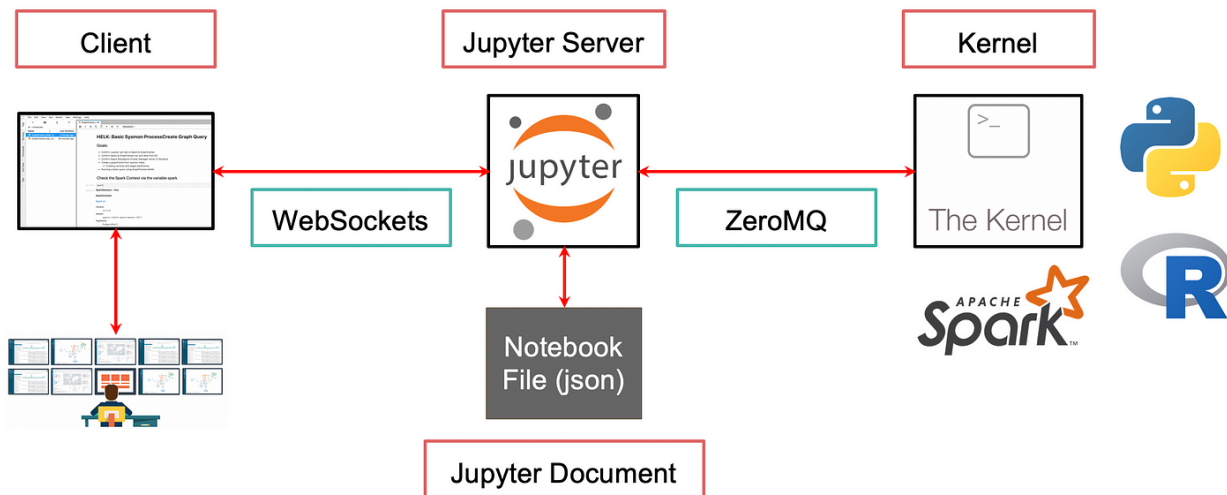


Figure 2: Illustration of a Jupyter Notebook’s communication flow, based on Jupyter’s internal documentation [13].

Putting this paper in perspective. To the best of our knowledge, this is the first systematic study highlighting the network security issues of Jupyter Notebooks, focusing on supercomputing/HPC environments. Carefully auditing such threats is critical for securing data-intensive scientific workloads.

II. BACKGROUND:

KERNEL COMMUNICATION PROTOCOLS IN JUPYTER

This section describes the communication protocols of front-end applications and back-end kernels in Jupyter Notebooks, allowing us to understand different attack entry points.

Jupyter notebooks represent code, results, and notes of different scientific applications using JavaScript Object Notation (JSON) documents, which are language-independent, structured text-based file formats. A JSON string represents each cell in a Jupyter Notebook. Notebooks can be processed by any programming language through kernels (Python, Julia, R, etc.) and converted to other formats such as Markdown, HTML, LaTeX/PDF, and others.

Jupyter implements a two-process model (Fig. 2) with a kernel and a client for the internal processing of a particular application. In addition, external users communicate with the application, e.g., by writing codes or issuing commands, using secure transport such as Hypertext Transfer Protocol Secure (HTTPS). The specific communication protocol is described in Jupyter’s documentation [13] as follows.

Internal communication in Jupyter following the Read-Evaluate-Print Loop (REPL) model. The client takes the user’s code specified in a cell, sends it to the corresponding kernel to execute, and returns the result to the client for display. The client can be implemented with a Qt widget or a browser to serve a web-based interface, Jupyter Notebook. This architecture decouples the linear document containing the notebook and the underlying kernel.

External communication with users. All communication procedures between Jupyter’s internal processes and exter-

nal users are implemented based on ZeroMQ (or ZMQ) messaging protocol and transported using WebSocket, a TCP-based protocol intended for real-time communication supported by web browsers. For example, Jupyter listens on several ports `shell_port`, `iopub_port`, `control_port`, `hb_port` using TCP transport with HMAC-SHA256 signature.

III. THREAT MODEL

This section analyzes the vulnerabilities of Jupyter Notebooks, outlining potential attack vectors, adversary techniques, and defensive gaps.

Following TrustedCI’s Open Science Cyber Risk Profile (OSRP [14]) and the TrustedCI Framework, we have identified key data assets, concerns about facilities & human, and software risks in Jupyter – which constitute our initial threat model as described in Fig. 3. The avenues of attacks include ransomware, crypto mining, and data exfiltration (Table 1), which raise concerns about disruption of computing and inaccessible/incorrect data.

The threats to science are irreproducible results and misguided scientific interpretation. The consequences to facilities and humans are legal actions, reduced reputation, and funding loss.

In addition, Fig. 1 shows i) a taxonomy of Jupyter attacks in the wild that we have collected and ii) internal Jupyter security issues regarding science assets that NCSA and its partners have identified and studied. Note that this is an incomplete and preliminary list of attacks in the scope of this workshop paper.

IV. LESSONS LEARNED AND DISCUSSIONS

A. Lessons learned

This section describes the lessons learned regarding the risk factors of auditing and monitoring Jupyter Notebooks.

- *Resource constraints and scalability challenges.* Network traffic will keep increasing, and a security auditor may

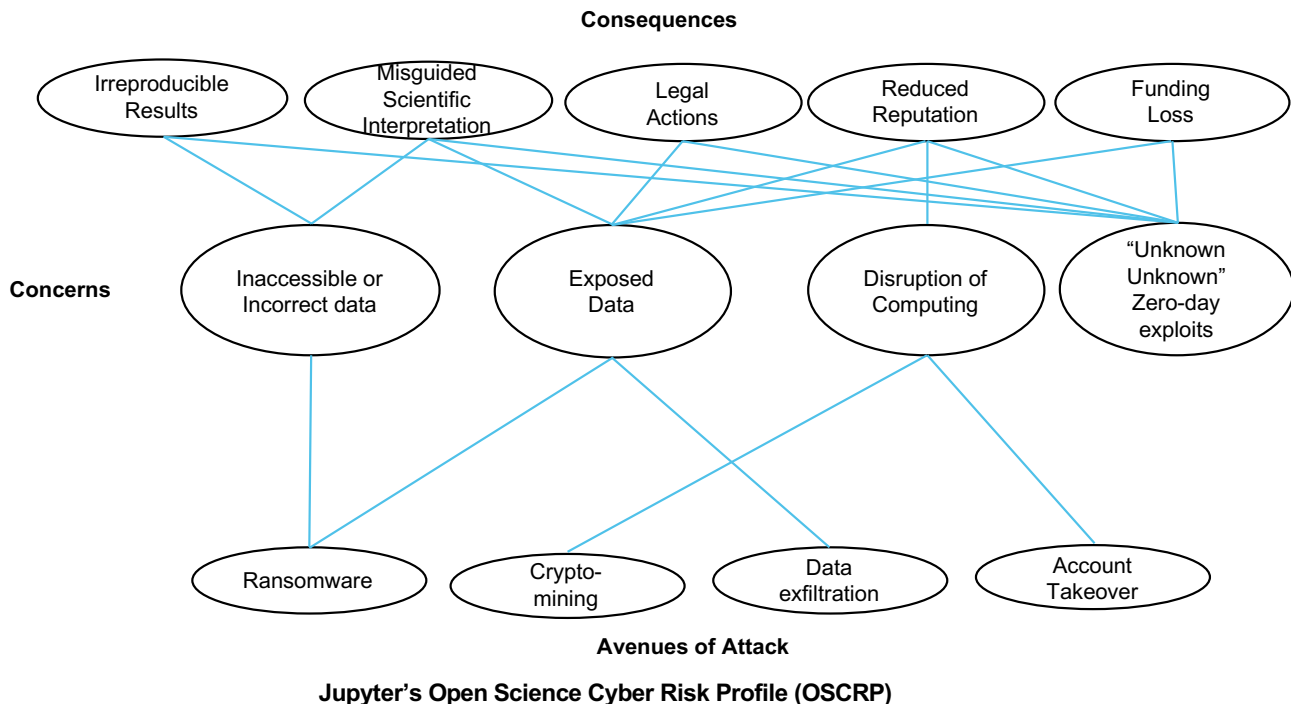


Figure 3: Taxonomy of threat models following TrustedCI's Open Science Cyber Risk Profile.

add unsustainable performance overhead to scientific computing. To address this, one must harness the power of supercomputers and security domain experts to alleviate this performance overhead.

- *Evasion attacks against the integrity of security monitors.* Attackers may employ techniques such as low and slow DoS and inferring detection rules using adversarial machine learning. This is a cat-and-mouse game. Defenders aim to stay ahead of attackers by deploying Jupyter Notebook monitors early at the network edges, for example, on a set of honeypots [15], [16], to catch the latest signatures of attacks in the wild – before they reach the actual Jupyter Notebooks instances deployed in supercomputers.

B. Discussions

This section describes the need for auditing tools and an open-source dataset to innovate Jupyter Notebooks security capabilities.

Tools:

- *Jupyter network monitoring tool:* A network monitoring system is needed to identify malicious users masquerading as legitimate ones in Jupyter notebooks. This tool must collect the honeypot data and threat intelligence sharing infrastructure learned from the edge for effective detection.
- *Jupyter kernel auditing tool:* An embedded tracing tool must be embedded in Jupyter kernel (starting with Python kernel) to enable extensive logging of user commands.

Both of these tools should be integrated into the main branch of the Jupyter project.

Dataset:

- *Jupyter Security & Resiliency Data Set:* There is a clear need for an open-source dataset of Jupyter-related logs in the scientific data workloads. Although NCSA can retain longitudinal data, log anonymization and privacy-preserving sharing need to be studied.

We anticipate new threats with evolving computer architectures, such as quantum computing and AI-driven attacks. First, the cryptographic infrastructure of Jupyter Notebooks, being deployed in high-assurance environments, must resist quantum computers. Two immediate threats are posed: harvest now, decrypt later, and digital signature spoofing [17], [18]. Second, attacks driven by generative AI tools will automate our listed threats above and increase the volume of attacks, further challenge the security monitoring system [19].

V. RELATED WORK

No existing security monitoring architecture has been specifically developed and tailored to Jupyter, despite the above-growing security threats. Existing Jupyter's code base only has basic security features such as password-based and token-based authentication [20]. Federated authentication, such as OpenID Connect (OIDC), is provided by third-party developers with minimal guarantee and may even contain supply chain malware attacks.

Since scientific computing is Jupyter's main goal, security does not have the same priority. Loggings in Jupyter Notebooks mostly focus on application logs to track usability and/or performance issues instead of aiding in finding security vulnerabilities or anomalous, abusive user behaviors. A

community of volunteers is Jupyter’s main security driver. For example, only six teen security-related bugs have been reported in Jupyter’s Github, in which three bugs are still open [21].

The Zeek project has started looking into parsing Web-Socket (Pull request 3555 [22]); Companies such as NVIDIA/Amazon have started [23], [24] building security assessment extension for Jupyter’s Python extension; Government agencies such as NASA have published guidelines to secure Jupyter deployments [24]. Design of the Instrumented SSH [25] at NERSC and system provenance (Bates et al.) has the potential to guide our design of Jupyter kernel auditing. However, a holistic security approach is still missing [26].

VI. CONCLUSION

Jupyter is the most popular data-intensive science application, and auditing its network security is critical. On balance, this is the first paper to systematically describe the threat model against Jupyter Notebooks and lay out the design of auditing Jupyter to have better visibility against such attacks.

VII. ACKNOWLEDGEMENTS

The authors would like to thank NCSA staff for continuous support in data analysis and testbed deployment. This work utilized a security testbed at NCSA maintained by Phuong Cao and set up by Alexander Withers. We thank the TrustedCI leadership team, other TrustedCI fellows, notably Dr. Rick Wagner, Dr. Jim Basney, Anita Nikolich, and community members (ESnet, LBNL, and Zeek) for their valuable feedback and support in an early version of this manuscript. We also want to recognize the following people/organizations/programs: the NSF’s Trusted CI Cybersecurity Center of Excellence, Illinois Computes, FABRIC, ACCESS, and Delta allocations, NCSA Integrated Cyberinfrastructure/IRST team, particularly Timothy Boerner, James Eyrich, and Ryan Walker.

This work was partly supported by the National Science Foundation (NSF) under contract #2319190 and #2430244. Any opinions, findings, conclusions, or recommendations expressed in this material are those of the authors and do not necessarily reflect the views of their employers or sponsors.

REFERENCES

- [1] “Github - parente/nbestimate: Estimate of public jupyter notebooks on github,” <https://github.com/parente/nbestimate>, (Accessed on 01/30/2024).
- [2] “Data science - the state of developer ecosystem in 2022 infographic — jetbrains: Developer tools for professionals and teams,” <https://www.jetbrains.com/lp/devecosystem-2022/data-science/#:::text=Jupyter%20notebooks%20remain%20one%20of,data%20and%20creating%20model%20prototypes.>, (Accessed on 01/30/2024).
- [3] “Jupyter has landed at the olcf – oak ridge leadership computing facility,” <https://www.olcf.ornl.gov/2020/12/21/jupyter-has-landed-at-the-olcf/>, (Accessed on 01/17/2024).
- [4] “websocket: Add spicy parser version, too. by awelzel · pull request #3580 · zeek/zeek,” <https://github.com/zeek/zeek/pull/3580>, (Accessed on 01/30/2024).
- [5] J. Basney, P. Cao, and T. Fleury, “Investigating root causes of authentication failures using a saml and oidc observatory,” in *2020 IEEE 6th International Conference on Dependability in Sensor, Cloud and Big Data Systems and Application (DependSys)*, 2020, pp. 119–126.
- [6] S. Chen et al., “Svauth—a single-sign-on integration solution with runtime verification,” in *Runtime Verification: 17th International Conference, RV 2017, Seattle, WA, USA, September 13-16, 2017, Proceedings 17*. Springer, 2017, pp. 349–358.
- [7] “Nvd - cve-2020-16977,” <https://nvd.nist.gov/vuln/detail/CVE-2020-16977>, (Accessed on 01/17/2024).

- [8] “Nvd - cve-2021-32798,” <https://nvd.nist.gov/vuln/detail/CVE-2021-32798>, (Accessed on 01/17/2024).
- [9] P. Cao et al., “Personalized password guessing: a new security threat,” in *Proceedings of the 2014 Symposium and Bootcamp on the Science of Security*, 2014, pp. 1–2.
- [10] —, “Preemptive intrusion detection,” in *Proceedings of the 2014 Symposium and Bootcamp on the Science of Security*, 2014, pp. 1–2.
- [11] P. Cao, “On preempting advanced persistent threats using probabilistic graphical models,” *arXiv preprint arXiv:1903.08826*, 2019.
- [12] K. Chung et al., “stealthml: Data-driven malware for stealthy data exfiltration,” in *2023 IEEE International Conference on Cyber Security and Resilience (CSR)*, 2023, pp. 16–21.
- [13] “Messaging in jupyter — jupyter_client 8.6.2 documentation,” <https://jupyter-client.readthedocs.io/en/latest/messaging.html>, (Accessed on 08/16/2024).
- [14] S. Peisert and V. Welch, “The open science cyber risk profile: The rosetta stone for open science and cybersecurity,” *IEEE Security & Privacy*, vol. 15, no. 5, pp. 94–95, 2017.
- [15] Y. Wu and S. S. Banerjee, “Caudit: Continuous auditing of ssh servers to mitigate brute-force attacks.”
- [16] V. Tay et al., “Taxonomy of fingerprinting techniques for evaluation of smart grid honeypot realism,” in *2023 IEEE International Conference on Communications, Control, and Computing Technologies for Smart Grids (SmartGridComm)*, 2023, pp. 1–7.
- [17] J. Sowa et al., “Post-quantum cryptography (pqc) network instrument: Measuring pqc adoption rates and identifying migration pathways,” 2024. [Online]. Available: <https://arxiv.org/abs/2408.00054>
- [18] E. Giusto et al., “Dependable classical-quantum computer systems engineering,” 2024. [Online]. Available: <https://arxiv.org/abs/2408.10484>
- [19] P. Cao, Z. Kalbarczyk, and R. Iyer, “Security testbed for preempting attacks against supercomputing infrastructure,” 2024. [Online]. Available: <https://arxiv.org/abs/2409.09602>
- [20] “Issues · jupyter/notebook,” <https://github.com/jupyter/notebook/issues?q=is%3Aissue+is%3Aopen+authentication+>, (Accessed on 01/18/2024).
- [21] “Issues · jupyter/notebook,” <https://github.com/jupyter/notebook/issues?q=is%3Aissue+vulnerability+is%3Aopen+>, (Accessed on 01/18/2024).
- [22] “Websocket: Introduce new analyzer and log by awelzel · pull request #3555 · zeek/zeek,” <https://github.com/zeek/zeek/pull/3555>, (Accessed on 01/30/2024).
- [23] “How to improve your security incident response processes with jupyter notebooks — aws security blog,” <https://aws.amazon.com/blogs/security/how-to-improve-your-security-incident-response-processes-with-jupyter-notebooks/>, (Accessed on 01/30/2024).
- [24] “Secure setup for using jupyter notebook on nas systems - hecc knowledge base,” https://www.nas.nasa.gov/hecc/support/kb/secure-setup-for-using-jupyter-notebook-on-nas-systems_622.html, (Accessed on 01/30/2024).
- [25] S. Campbell, “Local system security via {SSHD} instrumentation,” in *25th Large Installation System Administration Conference (LISA 11)*, 2011.
- [26] S. Peisert, “Trustworthy scientific computing addressing the trust issues underlying the current limits on data sharing.”