

# FLEX: Expert-level False-Less EXecution Metric for Reliable Text-to-SQL Benchmark

Heegy Kim<sup>1</sup>, Taeyang Jeon<sup>1</sup>, Seunghwan Choi<sup>1</sup>, Seungtaek Choi<sup>3</sup>, Hyunsouk Cho<sup>1,2\*</sup>

<sup>1</sup>Department of Artificial Intelligence,

<sup>2</sup>Department of Software and Computer Engineering,  
Ajou University, Suwon 16499, Republic of Korea

<sup>3</sup>Yanolja, Republic of Korea

## Abstract

Text-to-SQL technology has become crucial for translating natural language into SQL queries in various industries, enabling non-technical users to perform complex data operations. The need for accurate evaluation methods has increased as these systems have grown more sophisticated. However, we found that the Execution Accuracy (EX), the most promising evaluation metric, still shows a substantial portion of false positives and negatives compared to human evaluation. Thus, this paper introduces FLEX (False-Less EXecution), a novel approach to evaluating text-to-SQL systems using large language models (LLMs) to emulate human expert-level evaluation of SQL queries. Our method shows significantly higher agreement with human expert judgments, improving Cohen’s kappa from 61 to 78.17. Re-evaluating top-performing models on the Spider and BIRD benchmarks using FLEX reveals substantial shifts in performance rankings, with an average performance decrease of 3.15 due to false positive corrections and an increase of 6.07 from addressing false negatives. This work contributes to a more accurate and nuanced evaluation of text-to-SQL systems, potentially reshaping our understanding of state-of-the-art performance in this field.

## 1 Introduction

Text-to-SQL technology, which translates natural language question into SQL queries, has become vital across various industries, democratizing data access and facilitating data-driven decision-making (Shi et al., 2024; Hong et al., 2024). The need for accurate and efficient evaluation methods has increased as these systems have become complex. Initially, human experts evaluated text-to-SQL systems, but this approach proved time-consuming and costly for large-scale assessments. In response, various benchmarks and metrics have

Table 1: BIRD dev set top 10 leaderboard re-ranked by FLEX.  $\Delta$  denotes FLEX – EX.

Rank	Model	FLEX	EX	$\Delta$
1 (↑2)	SuperSQL	<b>64.47</b>	57.37	+7.11
2 (↓1)	CHESS-GPT-4o-mini	64.08	<b>59.13</b>	+4.95
3 (↑2)	TA-ACL	61.47	55.67	+5.80
4 (↑3)	DAIL_SQL_9-SHOT_MP	60.43	53.52	+6.91
5 (↓3)	DTS-SQL-BIRD-GPT4o-0823	59.91	58.08	+1.83
6 (↑3)	DAIL_SQL_9-SHOT_QM	59.45	53.06	+6.39
7 (↓3)	SFT_CodeS_15B_EK	57.89	56.52	+1.37
8 (-)	SFT_CodeS_3B_EK	53.98	53.46	+0.52
9 (↓3)	SFT_CodeS_7B_EK	53.85	54.89	-1.04
10 (↑1)	C3_SQL	52.61	48.44	+4.17

been developed, the Spider benchmark (Yu et al., 2018) introducing the Execution Accuracy (EX) metric, which has since been widely adopted by other benchmarks like BIRD. (Li et al., 2023c)

However, our analysis reveals critical limitations in the EX metric’s ability to accurately evaluate text-to-SQL models. EX, which compares execution results against ground truth, is prone to false positives and negatives. It may incorrectly validate queries due to coincidental database states or unfairly penalize correct queries due to superficial differences. These shortcomings can significantly misestimate a model’s ability to generate correct and valid SQL queries (Pourreza and Rafiei, 2023b), highlighting the need for more human-level evaluation methods in text-to-SQL research.

To address these issues, we propose **FLEX (False-Less EXecution)**, a novel approach leveraging Large Language Models (LLMs) to emulate human-like evaluation of SQL queries. Our proposed evaluation paradigm introduces a human-aligned approach to text-to-SQL system assessment, offering insights beyond traditional metrics. Specifically, **FLEX** evaluates generated SQL queries by analyzing their semantic consistency with the original question based on sophisticatedly designed criteria, providing a more comprehensive assessment of query correctness considering even

\* Corresponding author

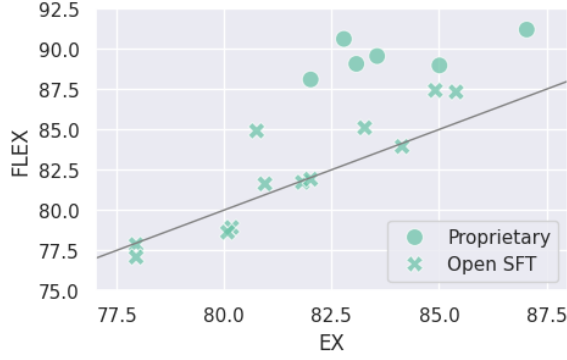


Figure 1: Performance comparison of EX vs FLEX metrics on Spider-dev benchmark. The gray identity line shows an equivalent score.

the noisy ground truth.

Our approach is validated through strong consistency between LLM judgments and human expert evaluations, demonstrating its reliability. This LLM-based method showed significantly higher agreement with human judgments (Cohen’s kappa of 78.17) than the existing EX metric (62.00).

Our re-evaluation of 50 models in the Spider and BIRD benchmarks using FLEX revealed notable changes in model rankings compared to the EX metric, particularly for BIRD. Table 1, presenting the top ten models, shows a significant shift: FLEX evaluation identifies SuperSQL (Li et al., 2024a) as the new leader, while CHESS-GPT-4o-mini (Talaie et al., 2024) originally ranked 1st under the EX metric. As illustrated in Fig. 1, FLEX scores are generally higher than EX scores, suggesting **FLEX** captures previously underestimated aspects of model capability. These findings not only validate our earlier assertions about the limitations of existing metrics but also demonstrate the practical implications of adopting FLEX for a more comprehensive and accurate assessment of model performance in text-to-SQL tasks.

Our main contributions are summarized as follows:

- We identify critical limitations in current text-to-SQL evaluation metrics, particularly the Execution Accuracy (EX) metric’s vulnerability to false positives and negatives, leading to inaccurate model assessments.
- We propose **FLEX**, a novel LLM-based evaluation paradigm that performs comprehensive evaluations of SQL queries. This approach aligns closely with human expert reasoning and demonstrates significantly higher agreement with expert

assessments compared to traditional metrics.

- We re-evaluate top-performing text-to-SQL models using FLEX, providing a more comprehensive assessment of their performance and limitations. Our analysis reveals significant shifts in rankings and offers a refined understanding of state-of-the-art capabilities, highlighting the importance of nuanced evaluation methods in this field.

## 2 Motivation

### 2.1 Limitations of the EX Metric

In this subsection, we briefly explain the evaluation process of EX and investigate its limitations. Text-to-SQL systems translate natural language questions or commands to SQL, which works in the database schema. To evaluate these systems, Spider (Yu et al., 2018) are BIRD (Li et al., 2023c) have emerged as a prominent benchmark for evaluating text-to-SQL systems. They give the text-to-SQL system a natural language question and database schema, generate a query, and then compare the ground truth query with its execution results. Two benchmarks adopt the EX as a primary metric to evaluate the correctness of the generated query but suffer from two significant limitations:

1. **False Positives:** Queries with incorrect structure or logic may produce correct results due to current database states, leading to overestimating system performance.
2. **False Negatives:** Semantically correct queries may be penalized due to superficial differences in result presentation, underestimating system capabilities.

To illustrate these limitations, consider the following examples illustrated in the Fig. 2: The false positive example has an unnecessary condition *age < 19* but coincidentally produces the same results as the ground truth because the database has no students older than 18. The EX, which only compares execution results, cannot detect this logical error. Conversely, the false negative example is semantically correct but produces the additional column ‘score’. EX considers this minor difference an incorrect query. The main reason is that the question does not specify the output columns, and the ground truth of the benchmark is inconsistent. In EX, output representation differences for reader convenience are considered incorrect, such as converting rate to percentage and answering yes/no rather than true/false to the question of existence.

Table 2: Examples of false negative and false positive

Question	Who has the highest score?
Ground Truth	SELECT name FROM student ORDER BY score DESC LIMIT 1 > John
False Negative 1	SELECT name, score FROM student ORDER BY score LIMIT 1 > John , 90 # The 'score' column is an extra column.
False Negative 2	SELECT name FROM student WHERE score == MAX ( score ) > John , Smith # Two students have the highest score.
False Positive	SELECT name FROM student WHERE age < 19 ORDER BY score DESC LIMIT 1 > John # Where clause is unnecessary.

Annotation quality is another major issue in the text-to-SQL benchmarks. Previous studies (Pourreza and Rafiei, 2023b; Wretblad et al., 2024) revealed that Spider and BIRD benchmarks have many annotation issues of at least 15% per database. Unlike humans, EX does not assess whether the generated SQL accurately represents the intent of the natural language question, potentially rewarding queries that produce correct results through incorrect means. Also, the EX does not consider ambiguous questions that can be interpretable to multiple queries and incorrectly annotated ground truths. Therefore, these limitations reduce the reliability and hinder the development of more robust and reliable text-to-SQL systems, potentially leading to deployed systems that fail in real-world scenarios.

## 2.2 Human Study

We conducted a human evaluation to observe the difference between the EX and humans. We randomly sampled 200 query pairs generated by TAACL (Qu et al., 2024) and SuperSQL (Li et al., 2024a), evenly split between queries showing the same result as ground truth and those with different results. Three human experts with over three years of SQL experience independently evaluated these queries, and samples with different annotations were annotated by consensus. Before consensus, inter-annotator agreement was measured using Fleiss’ kappa, yielding a value of 86.7, indicating almost perfect agreement.

Our study revealed the significant gap between human evaluation and the EX. The agreement between human consensus and EX measured using Cohen’s kappa yielded 62.0, indicating substantial agreement but much room for improvement. Human annotators found 17 false negatives in the 100 prediction samples, producing the same results as ground truth. They found nine false positives in the 100 prediction samples, producing different results compared to ground truth. These findings raise concerns about the reliability of the current text-to-SQL leaderboard and underscore the need for an evaluation metric that aligns more closely with human judgment, considering semantic correctness and offering a more granular assessment of query accuracy.

## 2.3 Towards a New Evaluation Paradigm

The limitations of the EX metric and the insights from our human evaluation study strongly advocate the introduction of a new evaluation paradigm. This paradigm should incorporate a more semantic assessment of SQL query correctness, allowing for a more accurate and human-expert-level evaluation of text-to-SQL systems. However, scaling human evaluation is challenging due to its time-intensive nature and high cost. Recent works have explored using LLMs to assess generation tasks. Approaches like AlpacaEval (Li et al., 2023e) and MT-Bench (Zheng et al., 2023) have demonstrated the potential of LLMs in evaluating generated text and multi-turn interactions. However, these methods are not specifically tailored to the unique challenges of SQL query evaluation, such as understanding database schemas and query logic.

To the best of our knowledge, our work is the first to propose an LLM-based evaluation framework specifically designed for human-expert-level text-to-SQL evaluation. Unlike previous approaches that rely solely on traditional metrics or apply general-purpose LLM evaluation techniques, our method integrates domain-specific SQL knowledge with LLMs’ reasoning capabilities. This novel approach enables a more comprehensive assessment of semantic correctness and query logic beyond simple exact matching of SQL queries or execution results. By addressing the limitations of existing evaluation methods, our framework provides deeper insights into the quality and correctness of generated SQL queries, considering factors such as schema understanding and query complexity. This approach, by offering a more semantically accurate

evaluation methodology, has the potential to drive significant advancements in text-to-SQL research.

### 3 Method

This section outlines our method for evaluating Text-to-SQL models using LLMs. Our approach consists of three key steps: query generation, LLM-based judgment, and comprehensive evaluation.

#### 3.1 Step 1: Query Generation and Execution

First, using the database schema and supplementary information, the text-to-SQL model generates a SQL query from a natural language question. The BIRD dataset provides a schema description and supplementary information for each question. We execute the generated and ground truth queries on the target database for each text-to-SQL sample. This step is crucial to obtain the actual execution results, which are part of the input to the LLM judgment. We provide the execution result converted to a markdown table. However, the SQL query can produce extensive rows, increasing the prompt length and API costs. To reduce the overhead, we truncated the middle of the table with a mark as ‘...’ and left 50 heads and tails for more than 100 rows. The shape of the table is appended to the markdown table to help LLM’s judgment. Some TEXT columns can also be longer. After the 50 characters, we truncated them and appended ‘... *k chars*’, where *k* indicates an original number of characters.

#### 3.2 Step 2: LLM Judgment

After execution, the LLM is asked to evaluate the generated query with the following information provided in BIRD (Li et al., 2023c) dataset: SQL Database schema with natural language description, natural language question, generated query’s execution result, external knowledge, and ground truth query with its execution result. We designed the criteria based on the human study and designed the prompt, distinguishing the instructions according to whether the execution result was the same. Researchers can modify these criteria flexibly. Actual prompts are provided in the appendix D.

##### 3.2.1 False Positives

For the same execution result, the LLM analyzes the difference between the two queries to detect false positives. It infers the impact of diverse scenarios in the current schema, causing an incorrect result for the user’s question when the database

rows are updated. The LLM judges the following cases as incorrect:

- **Incorrect Schema Linking:** Ensure that tables and columns in the generated query align with the question and the provided schema.
- **Incorrect Filtering Conditions:** Verify that the query correctly filters data based on the given conditions, ensuring the WHERE clause is used appropriately to match the expected results.
- **Missing Handling of the Nullable Column:** Check if the query correctly handles nullable columns in aggregation functions (SUM, COUNT, AVG) or WHERE clauses, as improper handling can lead to unexpected results.
- **Missing Handling of Multiple Rows:** Determine if the query correctly accounts for scenarios where multiple rows might satisfy the condition, potentially leading to incorrect answers.
- **Clause Abusing:** Evaluate if SQL clauses like GROUP BY, HAVING, ORDER BY, and DISTINCT are used unnecessarily, which could produce incorrect results.

##### 3.2.2 False Negatives

For the generated queries producing different execution results, the LLM not only evaluates logical correctness using section 3.2.1 criteria but also considers whether output structure differences are acceptable. When the question does not specify, and the query’s result contains sufficient content to answer the question, the following cases are allowed:

- Different column/row ordering, extra or missing columns.
- Differences in the representation of values, such as formatting (percentile, YES/NO) or data types for readability.
- Due to ambiguous questions having multiple correct answers, the generated query may differ from the Ground Truth Query.
- The ground truth is incorrect, but the generated is correct.

#### 3.3 Step 3: Evaluation Summary

We generate a comprehensive evaluation report after obtaining judgments for all generated queries in a dataset. This report includes an overall accuracy score, a breakdown of error types, and detailed explanations for each incorrect query. Researchers can utilize this evaluation report to identify system-



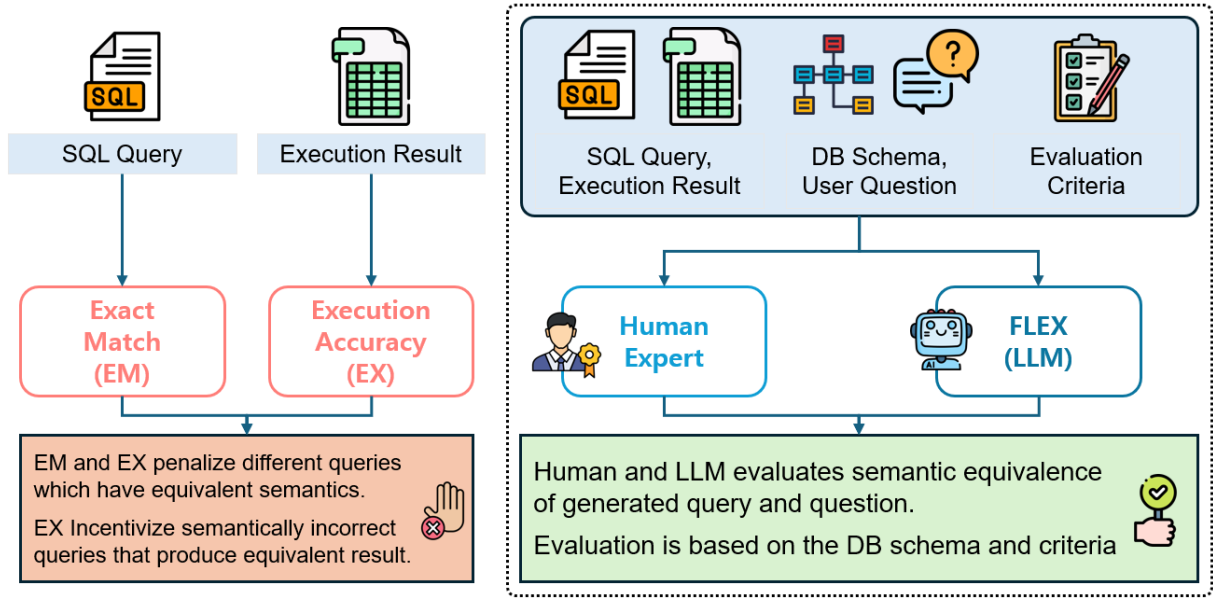


Figure 2: Compared to conventional EM and EX, human and **FLEX** evaluate semantic equivalence between question and query based on holistic DB component.

atic errors in their text-to-SQL models and guide future improvements.

## 4 Experiments

To validate the effectiveness of our **FLEX** approach, we conducted a comprehensive study comparing the agreement between LLM judgments and human evaluations. We tested various state-of-the-art language models to determine which aligns most closely with human judgment.

### 4.1 Experiment Setup

We employed the following cutting-edge LLMs to evaluate human-LLM agreement. For proprietary models, we employed OpenAI’s GPT models (OpenAI et al., 2024) including 4o, 4o-mini, and 3.5-turbo (Achiam et al., 2023), Anthropic’s Claude models (Anthropic, 2024) including 3.5-sonnet and 3-haiku, and Google’s Gemini models (Team, 2024a) including 1.5-pro and 1.5-flash. For open LMs, we employed Meta’s Llama-3.1-8B-Instruct (Dubey, 2024), Mistral-7B-Instruct-v0.3 (Jiang et al., 2023), Google’s Gemma-2-27B-it, and 9B-it (Team, 2024b). In addition, we employed Prometheus-2 (Kim et al., 2024), which demonstrates outperforming judging capabilities similar to GPT-4.

The LLMs were asked to evaluate the query pairs using our **FLEX** method, and human annotators utilized the same criteria while annotating. Our prompts provided to the LLM are described in

the appendix D. We set the temperature to zero to generate the same result every attempt and 2,048 max\_tokens. The consensus between human judgments are set to ground truths, and other LLM judgments and EX are predictions. Cohen’s kappa and accuracy are utilized to measure human agreement between experts. In Prometheus-2, we converted our LLM prompt to the absolute judge template. Prometheus-2 yields scores between one and five; the higher the score, the more correct the generated query. We considered scores four and five correct, demonstrating the highest agreement.

### 4.2 Human-LLM Agreement

Our study revealed varying degrees of agreement between different LLMs and human judgments. These results indicate that GPT-4o achieved the highest agreement with human judgments, with a Cohen’s kappa of 78.71, indicating significantly stronger agreement. Most LLMs showed substantial agreement with human judgments, outperforming the traditional EX metric. Larger models generally performed better, likely due to their more comprehensive knowledge of SQL and database concepts and outperforming reasoning performance.

The strong performance of LLMs, particularly GPT-4o and Claude-3.5-sonnet, in aligning with human judgments suggests that our **FLEX** approach is a viable alternative to the EX metrics and human evaluation. LLMs can process large volumes of queries much faster and cheaper than human

Table 3: Agreement between LLM judgments and human consensus. Kap denotes Cohen’s kappa score, Acc denotes accuracy.

Model	Kap ( $\uparrow$ )	Acc ( $\uparrow$ )
EX	62.00	81.00
<i>Proprietary LMs</i>		
GPT-4o-2024-08-06	<b>78.17</b>	<b>89.00</b>
GPT-4o-mini	64.20	82.50
Claude-3-5-sonnet-20240620	77.06	88.50
Claude-3-haiku-20240307	48.58	73.50
Gemini-1.5-pro	75.00	87.50
Gemini-1.5-flash	65.74	83.00
<i>Open LMs</i>		
Llama-3.1-70B-Instruct	63.72	82.00
Llama-3.1-8B-Instruct	69.18	84.50
Mixtral-8x7B-Instruct-v0.1	48.13	71.00
Mistral-7B-Instruct-v0.3	55.80	77.50
Gemma-2-27b-it	48.57	74.50
Gemma-2-9b-it	60.34	80.00
Prometheus-7b-v2.0	64.09	82.00

annotators. GPT-4o takes less than 20 minutes and \$13 to evaluate the BIRD dev set (1,534 instances), while human annotating volunteers take 2 hours on average to evaluate 200 instances.

Table 4: Confusable true positive (instance #55). We simplified ‘enrollment (k-12)’ + ‘enrollment (ages 5-17)’ as Enrollment for readability.

Question	List the codes of the schools with a total enrollment of over 500.
Ground Truth	SELECT frpm.CDSCode FROM schools INNER JOIN frpm ON schools.CDSCode = frpm.CDSCode WHERE Enrollment > 500 # Unnecessary table JOIN
True Positive	SELECT cdscode FROM frpm WHERE Enrollment > 500

A notable example is demonstrated in Fig. 4 that the ground truth joins the unnecessary “schools” table, but the prediction query does not. Although this difference does not affect the execution result, it could be confused as a schema linking error. GPT-4o-mini, Gemini-1.5-flash, and Llama-3.1-70B-Instruct judged that the prediction was wrong, but others judged it as correct. These observations

support using LLMs, particularly advanced models like GPT-4o, as influential judges for text-to-SQL evaluation. The high agreement with human judgments suggests that this approach can provide a more accurate and nuanced assessment of SQL query correctness than traditional metrics.

## 5 Leaderboard Re-evaluation

Based on the robust capabilities of the LLM’s SQL evaluation, we re-evaluated the published result in the Spider and BIRD benchmark using **FLEX**.

### 5.1 Experiment Setup

We conducted experiments on 50 models in both Spider and BIRD benchmarks, excluding publicly available ones. Our study utilizes the dev set of the BIRD benchmark because it has not disclosed their test set. Although the Spider benchmark disclosed its test set, we employed its dev set for our study because most studies published prediction results of the dev set, and the reproduction cost is too extensive. GPT-4o was employed for the query evaluation as an LLM judge, which shows an outperforming agreement in our human evaluation.

### 5.2 Analysis

Our analysis of the re-evaluation results focuses on three key aspects: 1) overall comparison, 2) model types, and 3) difficulty levels of questions.

**Overall Comparison** We re-evaluated the models of two benchmarks using **FLEX** and compared this result with the EX metric. Our re-evaluation shows that the EX metric introduces substantial noise in the assessment of model performance. As illustrated in Figure 6 and 7, the models are generally positioned near or above the diagonal line. In BIRD and Spider benchmarks, the average increases from EX to **FLEX** are +3.51 and +2.5, respectively. Significantly, the model with the highest gain demonstrates a performance improvement of about +14 in the Spider benchmark. These results indicate that the EX metric underestimates the models, highlighting its vulnerability to false positives and negatives.

**Analysis about Model Types** Our analysis reveals distinct patterns when examining performance across different model types: Proprietary, open pre-trained language models (open PLMs), and open language models with supervised fine-tuning (open SFT). As described in Figure 3, proprietary models and open PLMs show significant

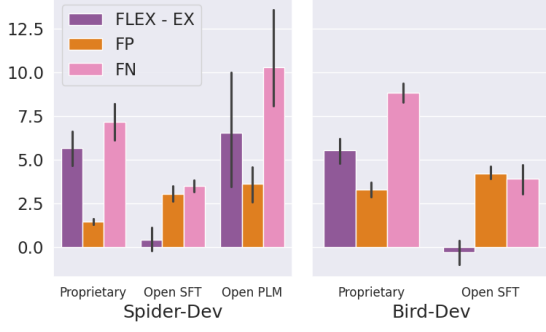


Figure 3: The average performance and error ratios of the models across different model types

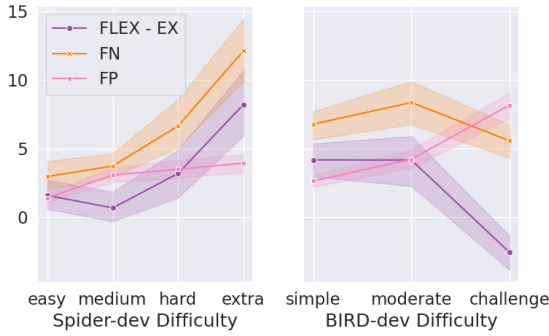


Figure 4: The average performance and error ratios of the models across difficulty levels. The y axis denotes the percentage (%).

improvements when re-evaluated using the FLEX metric, whereas open SFT models display only marginal changes. A closer examination of the error types reveals that open SFT models have a lower false negative ratio than proprietary and open PLM models. In contrast, all model types show relatively similar false positive ratios.

We hypothesize that this phenomenon can be attributed to differences in training approaches. The supervised fine-tuning process enables SFT models to predict SQL queries structurally similar to those in the training dataset (Li et al., 2024a). This similarity likely results in execution outcomes that closely match those of the ground-truth queries, reducing false negatives. In contrast, proprietary and open PLM models, which are not fine-tuned, are more likely to generate more diverse SQL queries. This diversity increases the likelihood of structural differences between the execution results of the predicted and ground-truth queries. Consequently, these models are more susceptible to false negatives under the EX metric, which FLEX can correct.

#### Analysis regarding Question Difficulty Our

study reveals distinct patterns of two benchmarks across question difficulty levels. The models show consistent performance improvement in **FLEX** compared to the EX metric in Spider, while this trend is not observed in BIRD. This discrepancy can be elucidated through an analysis of error type ratios. In Spider, as illustrated in Figure 4, both false positive (FP) and false negative (FN) ratios increase consistently with question difficulty. However, the FN ratios consistently exceed FP ratios, resulting in FLEX outperforming EX across all difficulty levels. Conversely, BIRD exhibits a decrease in FLEX performance gain as question difficulty increases. This trend is due to fluctuating FN ratios and increasing FP ratios as questions become more difficult.

Moreover, we observed contrasting patterns in difficult questions between the two benchmarks. In Spider, the models’ performance appears to be underestimated in the EX metric, particularly for more difficult questions. Specifically, easy and medium questions demonstrate minimal improvement with the **FLEX** metric due to already high EX scores (88.08 for easy and 78.93 for medium). However, hard and extra hard questions, which exhibit lower EX scores (64.14 for hard and 49.74 for extra hard), show significant gains.<sup>1</sup> This difference leads to a distinct underestimation of performance on difficult questions when using the traditional EX metric. Conversely, in BIRD, we found that the models’ performance is overestimated for difficult questions when using the EX metric. As described in Figure 4, simple and moderate questions show performance gains with **FLEX**, while challenging questions exhibit a steep decrease in performance.

### 5.3 Error Categorization

Our framework provides a categorized error summary to assist researchers in understanding the nature of evaluation discrepancies. In this section, we introduce the **FLEX** summarized analysis of the top ten models in BIRD and Spider. As illustrated in fig 5, The primary causes of false negatives are different output structures and incorrect ground truth. This result highlights areas where models commonly struggle (such as schema linking and handling multiple rows) and where benchmark design might be improved (e.g. ensuring the accuracy of ground truth queries).

The primary sources of error for false positives

<sup>1</sup>Related results are presented in the Appendix.

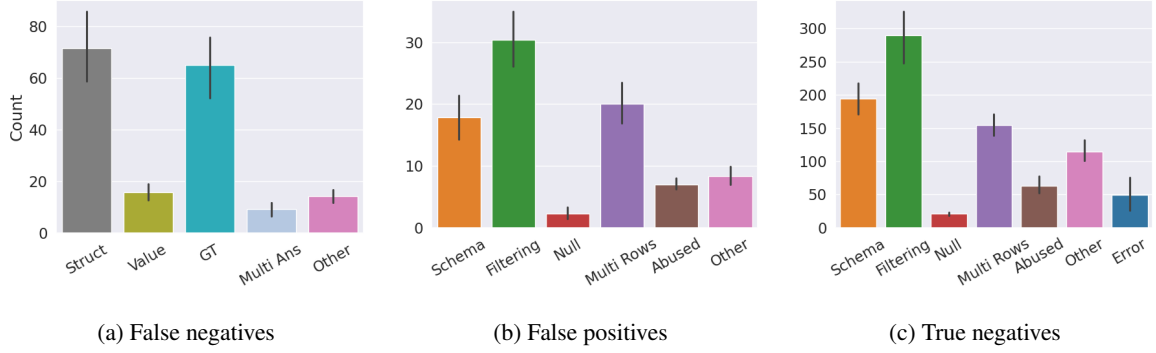


Figure 5: Average error categorization result of top 10 BIRD models based on **FLEX**. The gray line denotes the standard deviation. Struct denotes different output structure, Value denotes different output value representation, GT denotes incorrect ground truth and Null denotes missing handling of nullable column.

and true negatives are incorrect schema linking, incorrect filtering conditions, and missing handling of multiple rows. Interestingly, we observed a notable difference in the proportion of 'Other' errors between false positives and true negatives. While the 'Other' category constituted a relatively small portion of false positives, it represented a significant proportion of true negatives. This suggests that true negatives often involve more complex or logical errors that do not fall neatly into our predefined categories.

We illustrated the categorization results of the top ten Spider-dev models in fig 8. They demonstrate similar patterns in false negatives and false positives. Since top models in Spider demonstrate approximately 90 of **FLEX**, average counts of false negatives were less than 20. However, the most common cause of true negatives is incorrect filtering conditions, which have a noticeable gap compared to other categories. This suggests that, in Spider, researchers should study improving the accurate filtering condition that matches the user's question.

## 6 Related Works

### 6.1 Conventional Metrics

Besides EX, Exact Matching (EM) was proposed to evaluate text-to-SQL systems in the Spider (Yu et al., 2018). EM compares the syntax-level equivalence of two queries. Since the same logic can be implemented in various queries, false negatives are highly likely. Therefore, EX has been utilized as a primary metric for query accuracy. But EX's shortcomings, as mentioned in Section 2, motivate the search for more semantic evaluation approaches.

### 6.2 LLM based SQL Evaluation

LLM-SQL-Solver (Zhao et al., 2024) demonstrates that the LLM can predict execution equivalence between two queries. However, their work has the following limitations: 1) They lack questions in the evaluation, ignoring whether the generated query represents the question correctly. It is crucial in Spider and BIRD benchmarks due to the annotation quality concerns addressed in Section 2. 2) Their study proposed Relaxed Equivalence, similar to our false negatives. However, it does not specify the evaluation criteria and just prompts LLM to ask, "Are there significant differences?" In the relaxed equivalence evaluation, their inter-human agreement is 36.5 using Fleiss' Kappa, indicating fair strength of agreement, which is significantly lower than our inter-human agreement of false negative (88.8). Due to these limitations, in our human-LLM agreement evaluation, LLM-SQL-Solver using GPT-4o yields 52.78 score of Cohen's kappa, significantly lower than EX (62) and our **FLEX** (78.17). This result strongly demonstrates that **FLEX** is much more suitable than LLM-SQL-Solver to evaluate text-to-SQL systems.

## 7 Conclusion

In this paper, we found that the widely used EX metric is susceptible to false positives and negatives, obscuring the accurate assessment of model performance. The strict result-matching criteria of the EX metric mistakenly permits queries, which yield incorrect results when database states change (false positives). It also rejects queries with minor differences from the ground-truth results (false negatives).

To overcome these limitations, we developed a



novel evaluation method called **FLEX** (False-Less Execution) by leveraging the exceptional language understanding and reasoning capabilities of large language models (LLMs). This approach allows for a more nuanced and accurate evaluation than the EX metric, improving Cohen’s kappa from 61 to 78. Our re-evaluation of the Spider and BIRD benchmarks using **FLEX** reveals that the EX metric underestimates model performance. Importantly, this performance discrepancy leads to substantial shifts in model rankings, raising concerns about the reliability of current leaderboards.

## 8 Limitations

While our **FLEX** evaluation approach offers significant improvements over traditional metrics like Execution Accuracy (EX), there are some limitations to note: The Judge’s agreement, though strong with a Cohen’s kappa of 78.17, is imperfect and could be further improved through advanced prompting or fine-tuning of the LLM evaluator. Our evaluation is currently limited to the Spider and BIRD benchmarks, necessitating further testing on other text-to-SQL datasets and real-world enterprise databases to fully validate **FLEX**’s effectiveness. **FLEX**’s reliance on LLMs makes it computationally intensive and more time-consuming than simple execution-based metrics, which may limit scalability for very large-scale evaluations. Moreover, the use of proprietary LLMs poses risks to reproducibility, as providers can change or deprecate models without notice. While **FLEX** provides a more comprehensive assessment, it does not eliminate the need for human review, especially in critical applications. Addressing these limitations presents opportunities for future work to further refine and expand LLM-based evaluation approaches for text-to-SQL systems.

## References

- Josh Achiam, Steven Adler, Sandhini Agarwal, Lama Ahmad, Ilge Akkaya, Florencia Leoni Aleman, Diogo Almeida, Janko Altenschmidt, Sam Altman, Shyamal Anadkat, et al. 2023. [Gpt-4 technical report](#). *arXiv preprint arXiv:2303.08774*.
- Anthropic. 2024. [Introducing claude 3.5 sonnet](#).
- Xuemei Dong, Chao Zhang, Yuhang Ge, Yuren Mao, Yunjun Gao, Jinshu Lin, Dongfang Lou, et al. 2023. [C3: Zero-shot text-to-sql with chatgpt](#). *arXiv preprint arXiv:2307.07306*.
- Abhimanyu Dubey. 2024. [The llama 3 herd of models](#). *Preprint*, arXiv:2407.21783.
- Dawei Gao, Haibin Wang, Yaliang Li, Xiuyu Sun, Yichen Qian, Bolin Ding, and Jingren Zhou. 2023. Text-to-sql empowered by large language models: A benchmark evaluation. *arXiv preprint arXiv:2308.15363*.
- Daya Guo, Qihao Zhu, Dejian Yang, Zhenda Xie, Kai Dong, Wentao Zhang, Guanting Chen, Xiao Bi, Y. Wu, Y. K. Li, Fuli Luo, Yingfei Xiong, and Wenfeng Liang. 2024. [Deepseek-coder: When the large language model meets programming – the rise of code intelligence](#). *Preprint*, arXiv:2401.14196.
- Zijin Hong, Zheng Yuan, Qinggang Zhang, Hao Chen, Junnan Dong, Feiran Huang, and Xiao Huang. 2024. [Next-generation database interfaces: A survey of llm-based text-to-sql](#). *Preprint*, arXiv:2406.08426.
- AQ Jiang, A Sablayrolles, A Mensch, C Bamford, DS Chaplot, D de las Casas, F Bressand, G Lengyel, G Lample, L Saulnier, et al. 2023. Mistral 7b (2023). *arXiv preprint arXiv:2310.06825*.
- Seungone Kim, Jamin Shin, Yejin Cho, Joel Jang, Shayne Longpre, Hwaran Lee, Sangdoo Yun, Seongjin Shin, Sungdong Kim, James Thorne, and Minjoon Seo. 2024. [Prometheus: Inducing fine-grained evaluation capability in language models](#). *Preprint*, arXiv:2310.08491.
- Boyan Li, Yuyu Luo, Chengliang Chai, Guoliang Li, and Nan Tang. 2024a. [The dawn of natural language to sql: Are we fully ready?](#) *Preprint*, arXiv:2406.01265.
- Haoyang Li, Jing Zhang, Cuiping Li, and Hong Chen. 2023a. [Resdsq: Decoupling schema linking and skeleton parsing for text-to-sql](#). *Preprint*, arXiv:2302.05965.
- Haoyang Li, Jing Zhang, Hanbing Liu, Ju Fan, Xiaokang Zhang, Jun Zhu, Renjie Wei, Hongyan Pan, Cuiping Li, and Hong Chen. 2024b. [Codes: Towards building open-source language models for text-to-sql](#). *Proceedings of the ACM on Management of Data*, 2(3):1–28.
- Jinyang Li, Binyuan Hui, Reynold Cheng, Bowen Qin, Chenhao Ma, Nan Huo, Fei Huang, Wenyu Du, Luo Si, and Yongbin Li. 2023b. Graphix-t5: Mixing pre-trained transformers with graph-aware layers for text-to-sql parsing. In *Proceedings of the AAAI Conference on Artificial Intelligence*, volume 37, pages 13076–13084.
- Jinyang Li, Binyuan Hui, Ge Qu, Jiayi Yang, Binhua Li, Bowen Li, Bailin Wang, Bowen Qin, Rongyu Cao, Ruiying Geng, Nan Huo, Xuanhe Zhou, Chenhao Ma, Guoliang Li, Kevin C. C. Chang, Fei Huang, Reynold Cheng, and Yongbin Li. 2023c. [Can llm already serve as a database interface? a big bench for large-scale database grounded text-to-sqls](#). *arXiv:2305.03111*.

Raymond Li, Loubna Ben Allal, Yangtian Zi, Niklas Muennighoff, Denis Kocetkov, Chenghao Mou, Marc Marone, Christopher Akiki, Jia Li, Jenny Chim, Qian Liu, Evgenii Zheltonozhskii, Terry Yue Zhuo, Thomas Wang, Olivier Dehaene, Mishig Davaadorj, Joel Lamy-Poirier, João Monteiro, Oleh Shliazhko, Nicolas Gontier, Nicholas Meade, Armel Zebaze, Ming-Ho Yee, Logesh Kumar Umapathi, Jian Zhu, Benjamin Lipkin, Muhtasham Oblokulov, Zhiruo Wang, Rudra Murthy, Jason Stiller, Siva Sankalp Patel, Dmitry Abulkhanov, Marco Zocca, Manan Dey, Zhihan Zhang, Nour Fahmy, Urvashi Bhattacharyya, Wenhao Yu, Swayam Singh, Sasha Luccioni, Paulo Villegas, Maxim Kunakov, Fedor Zhdanov, Manuel Romero, Tony Lee, Nadav Timor, Jennifer Ding, Claire Schlesinger, Hailey Schoelkopf, Jan Ebert, Tri Dao, Mayank Mishra, Alex Gu, Jennifer Robinson, Carolyn Jane Anderson, Brendan Dolan-Gavitt, Danish Contractor, Siva Reddy, Daniel Fried, Dzmitry Bahdanau, Yacine Jernite, Carlos Muñoz Ferrandis, Sean Hughes, Thomas Wolf, Arjun Guha, Leandro von Werra, and Harm de Vries. 2023d. *Starcoder: may the source be with you!* Preprint, arXiv:2305.06161.

Xuechen Li, Tianyi Zhang, Yann Dubois, Rohan Taori, Ishaan Gulrajani, Carlos Guestrin, Percy Liang, and Tatsunori B. Hashimoto. 2023e. AlpacaEval: An automatic evaluator of instruction-following models. [https://github.com/tatsu-lab/alpaca\\_eval](https://github.com/tatsu-lab/alpaca_eval).

OpenAI, Josh Achiam, Steven Adler, Sandhini Agarwal, Lama Ahmad, Ilge Akkaya, Florencia Leoni Aleman, Diogo Almeida, Janko Altmenschmidt, Sam Altman, Shyamal Anadkat, Red Avila, Igor Babuschkin, Suchir Balaji, Valerie Balcom, Paul Baltescu, Haiming Bao, Mohammad Bavarian, Jeff Belgum, Irwan Bello, Jake Berdine, Gabriel Bernadett-Shapiro, Christopher Berner, Lenny Bogdonoff, Oleg Boiko, Madelaine Boyd, Anna-Luisa Brakman, Greg Brockman, Tim Brooks, Miles Brundage, Kevin Button, Trevor Cai, Rosie Campbell, Andrew Cann, Brittany Carey, Chelsea Carlson, Rory Carmichael, Brooke Chan, Che Chang, Fotis Chantzis, Derek Chen, Sully Chen, Ruby Chen, Jason Chen, Mark Chen, Ben Chess, Chester Cho, Casey Chu, Hyung Won Chung, Dave Cummings, Jeremiah Currier, Yunxing Dai, Cory Decareaux, Thomas Degry, Noah Deutsch, Damien Deville, Arka Dhar, David Dohan, Steve Dowling, Sheila Dunning, Adrien Ecoffet, Atty Eleti, Tyna Eloundou, David Farhi, Liam Fedus, Niko Felix, Simón Posada Fishman, Juston Forte, Isabella Fullford, Leo Gao, Elie Georges, Christian Gibson, Vik Goel, Tarun Gogineni, Gabriel Goh, Rapha Gontijo-Lopes, Jonathan Gordon, Morgan Grafstein, Scott Gray, Ryan Greene, Joshua Gross, Shixiang Shane Gu, Yufei Guo, Chris Hallacy, Jesse Han, Jeff Harris, Yuchen He, Mike Heaton, Johannes Heidecke, Chris Hesse, Alan Hickey, Wade Hickey, Peter Hoeschele, Brandon Houghton, Kenny Hsu, Shengli Hu, Xin Hu, Joost Huizinga, Shantanu Jain, Shawn Jain, Joanne Jang, Angela Jiang, Roger Jiang, Haozhun Jin, Denny Jin, Shino Jomoto, Billie Jonn, Heewoo Jun, Tomer Kaftan, Łukasz Kaiser, Ali Ka-

mali, Ingmar Kanitscheider, Nitish Shirish Keskar, Tabarak Khan, Logan Kilpatrick, Jong Wook Kim, Christina Kim, Yongjik Kim, Jan Hendrik Kirchner, Jamie Kiros, Matt Knight, Daniel Kokotajlo, Łukasz Kondraciuk, Andrew Kondrich, Aris Konstantinidis, Kyle Kosic, Gretchen Krueger, Vishal Kuo, Michael Lampe, Ikai Lan, Teddy Lee, Jan Leike, Jade Leung, Daniel Levy, Chak Ming Li, Rachel Lim, Molly Lin, Stephanie Lin, Mateusz Litwin, Theresa Lopez, Ryan Lowe, Patricia Lue, Anna Makanju, Kim Malfacini, Sam Manning, Todor Markov, Yaniv Markovski, Bianca Martin, Katie Mayer, Andrew Mayne, Bob McGrew, Scott Mayer McKinney, Christine McLeavey, Paul McMillan, Jake McNeil, David Medina, Aalok Mehta, Jacob Menick, Luke Metz, Andrey Mishchenko, Pamela Mishkin, Vinnie Monaco, Evan Morikawa, Daniel Mossing, Tong Mu, Mira Murati, Oleg Murk, David Mély, Ashvin Nair, Reiichiro Nakano, Rameez Nayak, Arvind Neelakantan, Richard Ngo, Hyeonwoo Noh, Long Ouyang, Cullen O’Keefe, Jakub Pachocki, Alex Paino, Joe Palermo, Ashley Pantuliano, Giambatista Parascandolo, Joel Parish, Emy Parparita, Alex Passos, Mikhail Pavlov, Andrew Peng, Adam Perelman, Filipe de Avila Belbute Peres, Michael Petrov, Henrique Ponde de Oliveira Pinto, Michael, Pokorny, Michelle Pokrass, Vitchyr H. Pong, Tolly Powell, Alethea Power, Boris Power, Elizabeth Proehl, Raul Puri, Alec Radford, Jack Rae, Aditya Ramesh, Cameron Raymond, Francis Real, Kendra Rimbach, Carl Ross, Bob Rotsted, Henri Roussez, Nick Ryder, Mario Saltarelli, Ted Sanders, Shibani Santurkar, Girish Sastry, Heather Schmidt, David Schnurr, John Schulman, Daniel Selsam, Kyla Sheppard, Toki Sherbakov, Jessica Shieh, Sarah Shoker, Pranav Shyam, Szymon Sidor, Eric Sigler, Maddie Simens, Jordan Sitkin, Katarina Slama, Ian Sohl, Benjamin Sokolowsky, Yang Song, Natalie Staudacher, Felipe Petroski Such, Natalie Summers, Ilya Sutskever, Jie Tang, Nikolas Tezak, Madeleine B. Thompson, Phil Tillet, Amin Tootoonchian, Elizabeth Tseng, Preston Tuggle, Nick Turley, Jerry Tworek, Juan Felipe Cerón Uribe, Andrea Vallone, Arun Vijayvergiya, Chelsea Voss, Carroll Wainwright, Justin Jay Wang, Alvin Wang, Ben Wang, Jonathan Ward, Jason Wei, CJ Weinmann, Akila Welihinda, Peter Welinder, Jiayi Weng, Lilian Weng, Matt Wiethoff, Dave Willner, Clemens Winter, Samuel Wolrich, Hannah Wong, Lauren Workman, Sherwin Wu, Jeff Wu, Michael Wu, Kai Xiao, Tao Xu, Sarah Yoo, Kevin Yu, Qiming Yuan, Wojciech Zaremba, Rowan Zellers, Chong Zhang, Marvin Zhang, Shengjia Zhao, Tianhao Zheng, Juntang Zhuang, William Zhuk, and Barret Zoph. 2024. *Gpt-4 technical report*. Preprint, arXiv:2303.08774.

Mohammadreza Pourreza and Davood Rafiei. 2023a. *DIN-SQL: Decomposed in-context learning of text-to-SQL with self-correction*. In *Thirty-seventh Conference on Neural Information Processing Systems*.

Mohammadreza Pourreza and Davood Rafiei. 2023b. *Evaluating cross-domain text-to-sql models and benchmarks*. arXiv preprint arXiv:2310.18538.

- Mohammadreza Pourreza and Davood Rafiei. 2024. [Dts-sql: Decomposed text-to-sql with small large language models](#). *Preprint*, arXiv:2402.01117.
- Ge Qu, Jinyang Li, Bowen Li, Bowen Qin, Nan Huo, Chenhao Ma, and Reynold Cheng. 2024. [Before generation, align it! a novel and effective strategy for mitigating hallucinations in text-to-sql generation](#). *Preprint*, arXiv:2405.15307.
- Baptiste Rozière, Jonas Gehring, Fabian Gloeckle, Sten Sootla, Itai Gat, Xiaoqing Ellen Tan, Yossi Adi, Jingyu Liu, Romain Sauvestre, Tal Remez, Jérémy Rapin, Artyom Kozhevnikov, Ivan Evtimov, Joanna Bitton, Manish Bhatt, Cristian Canton Ferrer, Aaron Grattafiori, Wenhan Xiong, Alexandre Défossez, Jade Copet, Faisal Azhar, Hugo Touvron, Louis Martin, Nicolas Usunier, Thomas Scialom, and Gabriel Synnaeve. 2024. [Code llama: Open foundation models for code](#). *Preprint*, arXiv:2308.12950.
- Liang Shi, Zhengju Tang, and Zhi Yang. 2024. [A survey on employing large language models for text-to-sql tasks](#). *arXiv preprint arXiv:2407.15186*.
- Shayan Talaei, Mohammadreza Pourreza, Yu-Chen Chang, Azalia Mirhoseini, and Amin Saberi. 2024. [Chess: Contextual harnessing for efficient sql synthesis](#). *arXiv preprint*.
- Gemini Team. 2024a. [Gemini 1.5: Unlocking multi-modal understanding across millions of tokens of context](#). *Preprint*, arXiv:2403.05530.
- Gemma Team. 2024b. [Gemma: Open models based on gemini research and technology](#). *Preprint*, arXiv:2403.08295.
- Hugo Touvron, Louis Martin, Kevin Stone, Peter Albert, Amjad Almahairi, Yasmine Babaei, Nikolay Bashlykov, Soumya Batra, Prajjwal Bhargava, Shruti Bhosale, Dan Bikel, Lukas Blecher, Cristian Canton Ferrer, Moya Chen, Guillem Cucurull, David Esiobu, Jude Fernandes, Jeremy Fu, Wenyin Fu, Brian Fuller, Cynthia Gao, Vedanuj Goswami, Naman Goyal, Anthony Hartshorn, Saghar Hosseini, Rui Hou, Hakan Inan, Marcin Kardas, Viktor Kerkez, Madian Khabsa, Isabel Kloumann, Artem Korenev, Punit Singh Koura, Marie-Anne Lachaux, Thibaut Lavril, Jenya Lee, Diana Liskovich, Yinghai Lu, Yuning Mao, Xavier Martinet, Todor Mihaylov, Pushkar Mishra, Igor Molybog, Yixin Nie, Andrew Poulton, Jeremy Reizenstein, Rashmi Rungta, Kalyan Saladi, Alan Schelten, Ruan Silva, Eric Michael Smith, Ranjan Subramanian, Xiaoqing Ellen Tan, Binh Tang, Ross Taylor, Adina Williams, Jian Xiang Kuan, Puxin Xu, Zheng Yan, Iliyan Zarov, Yuchen Zhang, Angela Fan, Melanie Kambadur, Sharan Narang, Aurelien Rodriguez, Robert Stojnic, Sergey Edunov, and Thomas Scialom. 2023. [Llama 2: Open foundation and fine-tuned chat models](#). *Preprint*, arXiv:2307.09288.
- Niklas Wretblad, Fredrik Gordh Riseby, Rahul Biswas, Amin Ahmadi, and Oskar Holmström. 2024. [Understanding the effects of noise in text-to-sql: An examination of the bird-bench benchmark](#). *arXiv preprint arXiv:2402.12243*.
- Tao Yu, Rui Zhang, Kai Yang, Michihiro Yasunaga, Dongxu Wang, Zifan Li, James Ma, Irene Li, Qingning Yao, Shanelle Roman, Zilin Zhang, and Dragomir Radev. 2018. [Spider: A large-scale human-labeled dataset for complex and cross-domain semantic parsing and text-to-sql task](#). *arXiv:1809.08887*.
- Fuheng Zhao, Lawrence Lim, Ishtiyaque Ahmad, Divyakant Agrawal, and Amr El Abbadi. 2024. [Llm-sql-solver: Can llms determine sql equivalence?](#) *Preprint*, arXiv:2312.10321.
- Lianmin Zheng, Wei-Lin Chiang, Ying Sheng, Siyuan Zhuang, Zhanghao Wu, Yonghao Zhuang, Zi Lin, Zhuohan Li, Dacheng Li, Eric P. Xing, Hao Zhang, Joseph E. Gonzalez, and Ion Stoica. 2023. [Judging llm-as-a-judge with mt-bench and chatbot arena](#). *Preprint*, arXiv:2306.05685.

## A Experiment Setting

### A.1 Human Annotators

Three of the authors are annotators. They have taken database classes at the university and have more than three years of experience operating the database system.

### A.2 Source of Prediction Results

The following prediction results were obtained from NL2SQL360 (Li et al., 2024a) frameworks: DIN-SQL (Pourreza and Rafiei, 2023a), C3\_SQL (Dong et al., 2023), CodeS (Li et al., 2024b), RESDSQL (Li et al., 2023a), Graphix (Li et al., 2023b), DeepSeek Coder (Guo et al., 2024), Llama-2/3 (Touvron et al., 2023; Dubey, 2024), Code Llama (Rozière et al., 2024), StarCoder (Li et al., 2023d).

The following studies published their prediction results: TA-ACL (Qu et al., 2024), DAIL-SQL (Gao et al., 2023), and BIRD’s baseline results generated by GPT-4 (OpenAI et al., 2024). We reproduced the predictions using published code in DTS-SQL (Pourreza and Rafiei, 2024) and CHESS (Talaei et al., 2024). However, due to extensive reproduction costs, we employed GPT-4o for DTS-SQL and GPT-4o-mini for CHESS.

## B Quantitative Analysis

We sampled the representative examples from our human study. Table 5, 6, 7 and 8 demonstrate the false positive examples. Table 9, 10, 11, 12 demonstrate the false negative examples. Table 13 demonstrates the example including different column ordering and incorrect ground truth.

Table 5: Test 3 (#9): Incorrect Schema Linking

Question	Among the schools with the average score in Math over 560 in the SAT test, how many schools are directly charter-funded?
Ground Truth Query	SELECT COUNT(T2.`School Code`) FROM satscores AS T1 INNER JOIN frpm AS T2 ON T1.cds = T2.CDSCode WHERE T1.AvgScrMath 560 AND T2.`Charter Funding Type` = 'Directly funded' > 2
Generated Query	SELECT COUNT(*) FROM satscores INNER JOIN schools ON satscores.cds = schools.CDSCode WHERE satscores.AvgScrMath 560 AND schools.FundingType = 'Directly funded'; > 2
Human Judgment	Incorrect Schema Linking: The generated query uses incorrect columns schools.`funding type` The generated query is incorrect

Table 6: Test 28 (#68): Incorrect Condition Filtering

Question	Which county reported the most number of school closure in the 1980s with school wonership code belonging to Youth Authority Facilities (CEA)?
Ground Truth Query	SELECT schools.County FROM schools WHERE schools.SOC = '11' AND strftime('%Y', schools.ClosedDate) BETWEEN '1980' AND '1989' GROUP BY schools.County ORDER BY COUNT(schools.County) DESC LIMIT 1; > Sacramento
Generated Query	SELECT County FROM schools WHERE strftime('%Y', ClosedDate) BETWEEN '1980' AND '1989' AND StatusType = 'Closed' AND SOC = 11 GROUP BY County ORDER BY COUNT(School) DESC LIMIT 1 > Sacramento
Human Judgment	Incorrect Condition Filtering: The generated query misses a filtering condition StatusType = 'Closed' The generated query is incorrect

Table 7: Test 66 (#45): Abused Clause

Question	What is the average writing score of each of the schools managed by Ricci Ulrich? List the schools and the corresponding average writing scores.
Ground Truth Query	SELECT T1.sname, AVG(T1.avgscrwrite) FROM satscores AS T1 INNER JOIN schools AS T2 ON T1.cds = T2.cdscode WHERE T2.admfname1 = 'Ricci' AND T2.admlname1 = 'Ulrich' GROUP BY T1.sname >   Buchanan High   507.0
Generated Query	SELECT T2.School, T1.AvgScrWrite FROM satscores AS T1 INNER JOIN schools AS T2 ON T1.cds = T2.CDSCode WHERE T2.AdmFName1 = 'Ricci' AND T2.AdmLName1 = 'Ulrich' >   Buchanan High   507.0

Table 8: Test 73 (#64): Missing handling of the nullable column.

Question	What is the total number of non-chartered schools in the county of Los Angeles with a percent (%) of eligible free meals for grades 1 through 12 that is less than 0.18%?
Ground Truth Query	SELECT COUNT(charternum) FROM schools WHERE mailcity = 'Hickman' AND charternum = '00D4' > 3
Generated Query	SELECT COUNT(*) FROM schools WHERE CharterNum = '00D4' AND MailCity = 'Hickman' > 3
Human Judgment	Missing handling of the nullable column: charternum is the nullable column in the schema COUNT(*) counts the null values while COUNT(charternum) does not. The generated query is incorrect.



Table 9: Test 90 (#63): Extra Columns

Question	In chartered schools with charter number 00D2, what are the names of all the administrators? Include the name of the school and the city to which it belongs
Ground Truth Query	SELECT AdmFName1, AdmLName1, School, City FROM schools WHERE Charter = 1 AND CharterNum = '00D2'
Generated Query	SELECT school, city, admfname1, admlname1, admfname2, admlname2, admfname3, admlname3 FROM schools WHERE charter = 1 AND charternum = '00D2'
Human Judgment	Extra Column: admfname2, admlname2, admfname3, admlname3, but the other logic is correct. The generated query is correct.

Table 10: Test 17 (#37): Different column order

Question	What is the complete address of the school with the lowest excellence rate? Indicate the Street, City, Zip and State.
Ground Truth Query	SELECT schools.Street, schools.City, schools.Zip, schools.State FROM schools INNER JOIN satscores ON schools.CDSCCode = satscores.cds WHERE satscores.NumTstTskr != 0 ORDER BY (satscores.NumGE1500 * 1.0 / satscores.NumTstTskr) ASC LIMIT 1; >   1111 Van Ness Avenue   Fresno   93721-2002   CA
Generated Query	SELECT T2.Street, T2.City, T2.State, T2.Zip FROM satscores AS T1 INNER JOIN schools AS T2 ON T1.cds = T2.CDSCCode ORDER BY CAST(T1.NumGE1500 AS REAL) / T1.NumTstTskr ASC LIMIT 1 >   1111 Van Ness Avenue   Fresno   CA   93721-2002
Human Judgment	Only the column order is different, so the generated query is correct.

Table 11: Test 16 (#32): Different output representations.

Question	What is the eligible free or reduced price meal rate for the top 5 schools in grades 1-12 with the highest free or reduced price meal count of the schools with the ownership code 66?
Ground Truth Query	SELECT CAST(T1.`FRPM Count (K-12)` AS REAL) / T1.`Enrollment (K-12)` FROM frpm AS T1 INNER JOIN schools AS T2 ON T1.CDSCCode = T2.CDSCCode WHERE T2.SOC = 66 ORDER BY T1.`FRPM Count (K-12)` DESC LIMIT 5 >   0.9993   0.9179   0.9142   0.8965   0.8958
Generated Query	SELECT ROUND((frpm.`FRPM Count (K-12)` / frpm.`Enrollment (K-12)`) * 100, 2) AS eligible_rate FROM frpm INNER JOIN schools ON frpm.CDSCCode = schools.CDSCCode WHERE schools.SOC = '66' ORDER BY frpm.`FRPM Count (K-12)` DESC LIMIT 5 >   99.93   91.79   91.42   89.65   89.58
Human Judgment	Different output value representation: The generated query multiplies 100 to the result for readability. Other logic is correct; the generated query is correct

Table 12: Test 26 (#53): Different output structure.

Question	How many test takers are there at the school/s whose mailing city address is in Fresno?
Ground Truth Query	SELECT T1.NumTstTskr FROM satscores AS T1 INNER JOIN schools AS T2 ON T1.cds = T2.CDSCCode WHERE T2.MailCity = 'Fresno' >   5   8   368   .... (Sum is 6070)
Generated Query	SELECT SUM(satscores.NumTstTskr) FROM schools INNER JOIN satscores ON schools.CDSCCode = satscores.cds WHERE schools.MailCity = 'Fresno'; 6070 > 6070
Human Judgment	Different output structure: Two queries have the same JOIN and WHERE structure, but the generated query adds all values while the ground truth does not. The question does not specify it, so the generated query is correct.

Table 13: Test 98 (#80): The ground truth is incorrect due to the existence of multiples rows satisfied.

Question	What is the school type of the school with the highest latitude? Indicate the name of the school as well as the latitude coordinates.
Ground Truth Query	SELECT T1.`School Type`, T1.`School Name`, T2.Latitude FROM frpm AS T1 INNER JOIN schools AS T2 ON T1.CDSCode = T2.CDSCode ORDER BY T2.Latitude DESC LIMIT 1 >   High Schools (Public)   Leggett Valley High   44.219305
Generated Query	SELECT schools.school, schools.latitude, frpm.`school type` FROM schools JOIN frpm ON schools.cdscode = frpm.cdscode WHERE schools.latitude = (SELECT MAX(latitude) FROM schools) >   Leggett Valley High   44.219305   High Schools (Public)     Leggett Valley Elementary   44.219305   Elementary Schools (Public)
Human Judgment	The ground truth does not consider that multiple rows have the same highest latitude. Moreover, output column order is different, but the generated query is correct.

## C Additional Experiment Result

### C.1 Full FLEX results

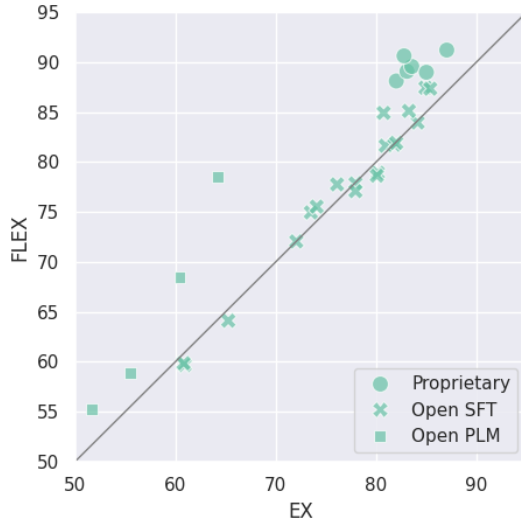


Figure 6: Performance comparison of EX vs FLEX metrics on Spider benchmark

### C.2 Spider Error Analysis

Table 14: Spider-dev full result

Rank	Model	FLEX	EX
1 (-)	SuperSQL	91.20	87.04
2 (↑7)	DINSQL	90.62	82.79
3 (↑3)	DAILSQL_SC	89.56	83.56
4 (↑4)	DAILSQL	89.07	83.08
5 (↓2)	TA-ACL	88.97	85.01
6 (↑4)	C3_SQL	88.10	82.01
7 (↓3)	SFT_CodeS_15B	87.43	84.91
8 (↓6)	SFT_CodeS_7B	87.33	85.40
9 (↓2)	SFT_CodeS_3B	85.11	83.27
10 (↑4)	SFT_Deepseek_Coder_7B	84.91	80.75
11 (↓6)	RESDSL_NatSQL_3B	83.95	84.14
12 (↓2)	resdsl_text2natsql_large	81.91	82.01
13 (↓1)	RESDSL_3B	81.72	81.82
14 (↓1)	Graphix_PICARD_3B	81.62	80.95
15 (-)	resdsl_text2natsql_base	78.92	80.17
16 (-)	resdsl_text2sql_large	78.63	80.08
17 (↑7)	pretrained_deepseek_coder_7b	78.53	64.22
18 (↓1)	SFT_CodeS_1B	77.85	77.95
19 (-)	SFT_Llama3_8B	77.76	76.11
20 (↓3)	resdsl_text2sql_base	77.08	77.95
21 (↓1)	SFT_CodeLlama_7B	75.53	74.08
22 (↓1)	Deepseek-Coder-7B	74.95	73.50
23 (↓1)	SFT_StarCoder_7B	72.05	72.05
24 (↑3)	pretrained_llama3_8b	68.47	60.44
25 (↓2)	SFT_Llama2_7B	64.12	65.28
26 (-)	Llama2-7B	59.86	60.83
27 (↓2)	CodeLlama-7B	59.67	60.93
28 (-)	pretrained_starcoder_7b	58.90	55.51
29 (-)	pretrained_codellama_7b	55.22	51.64
30 (-)	pretrained_llama2_7b	24.47	20.99

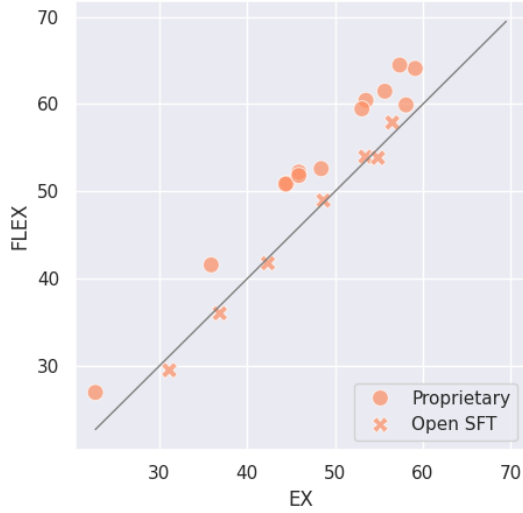
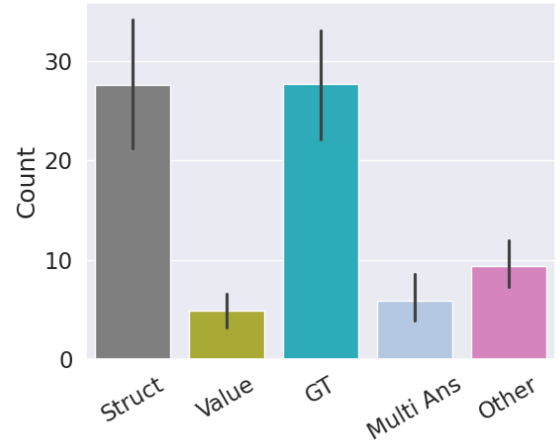


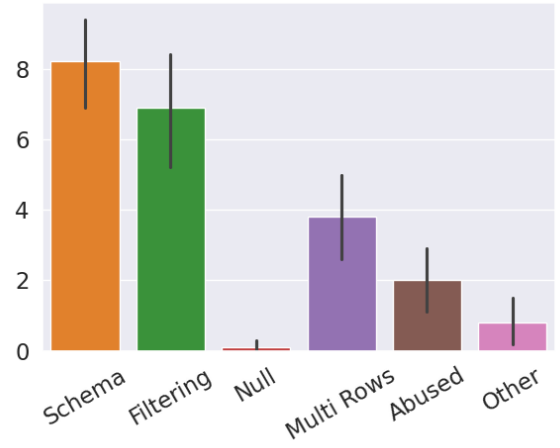
Figure 7: Performance comparison of EX vs FLEX metrics on BIRD benchmark

Table 15: BIRD-dev full result

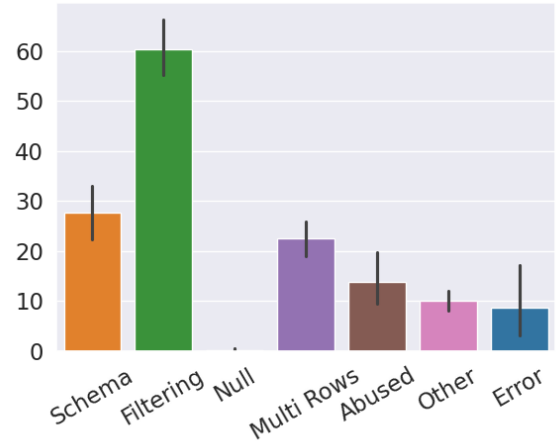
Rank	Model	FLEX	EX
1 (↑2)	SuperSQL	64.47	57.37
2 (↓1)	CHESS-GPT-4o-mini	64.08	59.13
3 (↑2)	TA-ACL	61.47	55.67
4 (↑3)	DAIL_9-SHOT_MP	60.43	53.52
5 (↓3)	DTS-SQL-BIRD-GPT4o-0823	59.91	58.08
6 (↑3)	DAIL_9-SHOT_QM	59.45	53.06
7 (↓3)	SFT_CodeS_15B_EK	57.89	56.52
8 (-)	SFT_CodeS_3B_EK	53.98	53.46
9 (↓3)	SFT_CodeS_7B_EK	53.85	54.89
10 (↑1)	C3_SQL	52.61	48.44
11 (↑1)	DAIL_SQL	52.22	45.89
12 (-)	DAIL_7-SHOT_QM	51.83	45.89
13 (↑1)	DAIL_7-SHOT_TH-0.8_MP	50.91	44.52
14 (↑1)	DAIL_7-SHOT_TH-0.85_MP	50.85	44.39
15 (↓5)	SFT_CodeS_1B_EK	48.96	48.70
16 (-)	RESDSQL_3B_EK	41.79	42.37
17 (↑1)	GPT-4-turbo_kg_predict_dev	41.59	35.92
18 (↓1)	RESDSQL_Large_EK	36.05	36.90
19 (-)	RESDSQL_Base_EK	29.53	31.16
20 (-)	GPT-4-turbo_predict_dev	26.99	22.75



(a) False negatives



(b) False positives



(c) True negatives

Figure 8: Average error categorization result of top 10 Spider dev models based on **FLEX**. The gray line denotes the standard deviation. Struct denotes different output structure, Value denotes different output value representation, GT denotes incorrect ground truth and Null denotes missing handling of nullable column.

## D LLM Prompt

System prompt to judge false negative.

```
1 The Prediction Result differs from the Ground Truth Result. However, this does not
2 necessarily mean that the Prediction Query is incorrect. Analyze the differences
3 between the Prediction Query and Reference Query, considering the following:
4
5 Correct
6 - The Prediction Query logically answers the Question, even if the output structure
7 differs from the Ground Truth Query.
8 - Do not consider column naming, column/row ordering.
9 - Some extra column or missing column in the output structure is acceptable if it
10 does not affect the query's ability to answer the Question.
11 - Differences in the representation of values, such as formatting (percentile, YES/
12 NO) or data types, are acceptable if they do not affect the query's logical
13 correctness.
14 - Ambiguous questions may have multiple correct answers, so the Prediction Query may
15 differ from the Ground Truth Query.
16 - Multiple rows are acceptable when the calculate the min/max
17
18 Incorrect
19 - The Prediction Query does not logically answer the Question or contains
20 significant errors.
21 - The Prediction Query produces different results due to incorrect filering or
22 missing conditions, JOIN redundancy, or other fatal issues.
23 - The Prediction Query fails to handle null values, multiple rows, or other critical
24 aspects of the Question.
25 - The result of the Prediction Query is significantly different from the Ground
26 Truth Query even its structure is similar.
27
28 SQLite3 Compatibility
29 - Both queries are SQLite3 compatible, meaning integer division is not automatically
30 converted to float division, and logical operators are case-insensitive.
31 - If the table schema and description are different, follow the schema provided in
32 the prompt.
33
34 Provide a detailed comparison of the Prediction Query and Ground Truth Query,
35 focusing on the nature and significance of their differences. If the Prediction
36 Query is incorrect, explain the specific errors and how they affect the query's
37 ability to answer the Question.
38
39 Finally, score the Prediction Query as follows:
40 ```json
41 {"correct": true/false}
42 ```
```

System prompt to judge false positive.

```
1 The Prediction Result matches the Reference Result. However, this does not guarantee
2 that the Prediction Query is correct. Carefully analyze the Prediction Query and
3 evaluate its correctness considering the following criteria:
4
5 Correct Prediction Query
6 - If the Prediction Query missed some tables or columns, it is acceptable if the
7 missing information does not affect the query's ability to answer the Question.
8 - missing DISTINCT in SELECT is always allowed because we do not consider duplicate
9 rows.
10
11 Incorrect Prediction Query
12 - Does not logically answer the Question or contains significant errors.
13 - Produces different results due to incorrect filering or missing conditions, JOIN
14 redundancy, or other fatal issues.
15 - Fails to handle null values, multiple rows, or other critical aspects of the
16 Question.
17 - Does not consider nullable columns in aggregation functions (SUM, COUNT, AVG) and
18 NULL value can lead to unexpected results.
19 For example, COUNT(*) in the prediction but COUNT(school) in the ground truth will
20 produce different results if the column school does not have a NOT NULL constraint
21 in the schema.
```



```

13 - Does not produce correct results when multiple rows satisfy the condition (e.g min
14 /max, multiple transactions in a day).
15 - Abused clauses (LIMIT, GROUP BY) to limit the results when the user didn't request
16 it.
17 SQLite3 Compatibility
18 - Both queries are SQLite3 compatible, meaning integer division is not automatically
19 converted to float division, and logical operators, column/table names are case-
20 insensitive.
21 - comparison between string and integer is allowed in SQLite3.
22 Analysis Guidelines
23 1. Compare the Prediction Query with the Ground Truth Query within the context of
24 the provided schema and question.
25 2. Predict the query's logical correctness based on the criteria mentioned above.
26 Finally, score the Prediction Query as follows:
27 ```json
28 {"correct": true or false}
29 ```

```

System prompt to categorize the error case of false negatives.

```

1 You are an expert SQL evaluator responsible for assessing the correctness and
2 quality of SQL queries.
3 Analyze the judgment thoroughly and provide a categorized evaluation based on the
4 following criteria:
5 Two queries have no compile-time errors, which means they are both valid SQL queries
6 , integer division is not automatically converted to float division, and logical
7 operators are case-insensitive.
8 ### Criteria
9 1. Different Output Structure: Column selection, ordering is different, but should
10 not consider output column naming.
11 2. Different Output Value Representation: Differences in value representation, such
12 as formatting or data types, should not be fatal unless they affect the logical
13 correctness of the query.
14 3. Incorrect Ground Truth Query: The ground truth query is incorrect and does not
15 logically answer the question.
16 4. Mutiple Answers Available: The question is ambiguous and has multiple correct
17 answers.
18 5. Other minor issues: Other minor issues that do not affect the logical correctness
19 of the query.
20 ### Output Format
21 NOTE: If no issue is found, the explanation can be an empty string. Output only the
22 JSON object containing your evaluation results. Make sure the JSON is properly
23 formatted and valid, with all boolean values in lowercase (true/false) and all
24 strings properly enclosed in double quotes.
25 ```json
26 {
27   "different_output_structure": {
28     "issued": true/false,
29     "explanation": "Your explanation here"
30   },
31   "different_output_value_representation": {
32     "issued": true/false,
33     "explanation": "Your explanation here"
34   },
35   "incorrect_ground_truth_query": {
36     "issued": true/false,
37     "explanation": "Your explanation here"
38   },
39   "multiple_answers_available": {
40     "issued": true/false,
41     "explanation": "Your explanation here"
42   },
43   "other_minor_issues": {
44     "issued": true/false,

```

```

35         "explanation": "Your explanation here"
36     }
37     ...

```

System prompt to categorize the error case of false positives.

```

1  You are an expert SQL evaluator responsible for assessing the correctness and
2  quality of SQL queries.
3  Analyze the judgment thoroughly and provide a categorized evaluation based on the
4  following criteria:
5  Two queries have no compile-time errors, which means they are both valid SQL queries
6  , integer division is not automatically converted to float division, and logical
7  operators are case-insensitive.
8
9  ### Criteria
10 1. Incorrect Schema Linking: Utilized tables and columns in the predicted query do
11   not align with the question and the provided schema. Different columns are
12   permissible if they are described as equivalent in the table description or if the
13   question does not specify exact column names.
14 2. Incorrect Filtering Conditions: The prediction query incorrectly filters data
15   based on the given conditions, ensuring the WHERE clause is used appropriately to
16   match expected results.
17 3. Missing Handling of Nullable Column: Check if the query correctly handles
18   nullable columns in aggregation functions (SUM, COUNT, AVG) or other operations, as
19   improper handling can lead to unexpected results. Do not consider NULL values in
20   arithmetic operations.
21 4. Missing Handling of Multiple Rows: Determine if the query correctly accounts for
22   scenarios where multiple rows might satisfy the condition (e.g min/max, multiple
23   transactions in a day), potentially leading to incorrect answers. Consider primary
24   and foreign keys, as well as unique constraints, which ensure uniqueness.
25 5. Abused Clauses: Evaluate if SQL clauses like GROUP BY, HAVING, ORDER BY, and
26   DISTINCT are used unnecessarily, which could produce incorrect results.
27 6. Other Fatal Logical Issues: Identify any additional logical problems not covered
28   by the above criteria.
29
30  ### Output Format
31  NOTE: If no issue is found, the explanation can be an empty string. Output only the
32  JSON object containing your evaluation results. Make sure the JSON is properly
33  formatted and valid, with all boolean values in lowercase (true/false) and all
34  strings properly enclosed in double quotes.
35
36  ```json
37  {
38      "incorrect_schema_linking": {
39          "issued": true/false,
40          "explanation": "Your explanation here"
41      },
42      "incorrect_filtering_condition": {
43          "issued": true/false,
44          "explanation": "Your explanation here"
45      },
46      "missing_handling_of_nullable_column": {
47          "issued": true/false,
48          "explanation": "Your explanation here"
49      },
50      "missing_handling_of_multiple_rows": {
51          "issued": true/false,
52          "explanation": "Your explanation here"
53      },
54      "abused_clauses": {
55          "issued": true/false,
56          "explanation": "Your explanation here"
57      },
58      "other_fatal_issues": {
59          "issued": true/false,
60          "explanation": "Your explanation here"
61      }
62  }
63  ```

```