

T3: A Novel Zero-shot Transfer Learning Framework Iteratively Training on an Assistant Task for a Target Task

Xindi Tong^{1,2}, Yujin Zhu¹, Shijian Fan¹, Liang Xu¹

¹Artificial Intelligence Innovation Center,
Yangtze Delta Region Institute of Tsinghua University

²Nanyang technological university
to0001di@e.ntu.edu.sg, zhuyujin@tsinghua-zj.edu.cn, fanshijian@tsinghua-zj.edu.cn,
Correspondence: xlpaul@126.com

Abstract

Long text summarization, gradually being essential for efficiently processing large volumes of information, stays challenging for Large Language Models (LLMs) such as GPT and LLaMA families because of the insufficient open-sourced training datasets and the high requirement of contextual details dealing. To address the issue, we design a novel zero-shot transfer learning framework, abbreviated as T3, to iteratively training a baseline LLM on an assistant task for the target task, where the former should own richer data resources and share structural or semantic similarity with the latter. In practice, T3 is approached to deal with the long text summarization task by utilizing question answering as the assistant task, and further validated its effectiveness on the BBC summary, NarraSum, FairytaleQA, and NLQuAD datasets, with up to nearly 14% improvement in ROUGE, 35% improvement in BLEU, and 16% improvement in Factscore compared to three baseline LLMs, demonstrating its potential for more assistant-target task combinations.

1 Introduction

In recent years, long text summarization has gradually played an important role in various real-world scenarios such as current affairs commentary, book summaries, news aggregation, and literature research, benefiting from the fast development of Large Language Models (LLMs) (Nallapati et al., 2016; Vaswani et al., 2023; Dubey et al., 2024; Islam and Moushi, 2024). Unlike classical summarization tasks, which typically summarize texts of around 500 words or less into 100 or fewer words, long text summarization involves dealing with much longer texts. Clearly, as the original text length increases, the amount of contextual details and relevance required in the summary also grows, bringing new challenges to LLMs.

Considering solutions, we find that long text summarization could be categorized to a more gen-

eral task, which shares two crucial issues: (1) This task lacks sufficient diverse open-source datasets to post-train or fine-tune LLMs, which might be due to the task itself being relatively new and special, or because the labeling details of the task make the construction of its datasets so complex and costly, whatever through manual annotation or algorithmic generation. (2) The output of this task demands a high level of contextual details and consistence. This makes it challenging for existing prompt engineering techniques (Schick and Schütze, 2021; Chakraborty and Pakray, 2023), most of which rely on task-oriented predefined rules to tune LLMs, thus probably losing insight into richer contextual information, as well as failing to capture similar semantic laws behind different tasks.

In this paper, we propose a novel zero-shot Transfer learning framework iteratively training on an assistant Task for a target Task (abbreviated as T3). T3 fine-tunes the chosen baseline LLM through the assistant task that must meet two basic criteria: (1) It should have relatively abundant open-source datasets to address the first "insufficient dataset" issue. (2) It should exhibit similarity at the structural or semantic level to the target task to address the second "more details" issue mentioned above. Moreover, inspired by the ability of emergence from the new generation of LLMs to understand more complex semantics, an iterative optimization strategy is adopted to enable the used LLM to learn deeper from the assistant task and summarize useful rules (called as "experiences" in this paper) automatically by itself. Hereafter, the fine-tuned LLM is applied to the target task in a zero-shot manner. Further in practice, with long text summarization as the target task, we find that the Question Answering task (QA) is suitable as the assistant task because it has various open-source datasets, its used text is relatively long, and its question-answer pairs naturally contain richer entities and relationships. In addition, the Question

Generation task (QG) is used during the training process of T3 to help LLMs better understand common and different contextual features between the assistant and the target tasks. Our contributions are concluded as follows:

- We propose a novel zero-shot transfer learning framework named T3. Different from most previous works, the baseline model in T3 only learns from the assistant task and then directly runs for the target task in zero-shot way. Further, T3 facilitates the transfer of knowledge from QA and QG tasks to the long text summarization task.
- We adopt an iteration strategy in training process to make the used baseline model conclude useful rules automatically, with specially designed prompts and selected metrics, in order to ensure the high quality of the summaries generated during the test process in T3.
- We demonstrate significant effectiveness of T3 on four datasets across different tasks by comparing with seven representative baseline LLMs.

2 Related Work

2.1 Summarization

Early automatic text summarization has begun with Luhn’s keyword frequency method and Edmundson’s positional weighting in the 1950s. Machine learning approaches have emerged in the 1990s, such as Kupiec’s Bayesian classifier. Later, deep learning methods like TextRank (Mihalcea and Tarau, 2004) advance the field. Recent research focuses on improving faithfulness in abstractive summarization, with PEGASUS (Zhang et al., 2020) and methods like ECC (Zhang et al., 2022b). Other works include contrastive learning (Chen et al., 2021), graph attention (Zhu et al., 2021), and few-shot approaches (Schick and Schütze, 2021). LLMs, like GPT, also contribute to faithful summarization (Zhang et al., 2023).

Texts with more than 1,000 words could be considered as long text (Tuteja and González Juclà, 2023). Transformer-based models are efficient to handling of lengthy texts. Longformer (Beltagy et al., 2020) uses a local attention mechanism to reduce computational complexity, enabling efficient processing of longer texts without losing global

context. HyperGraph Transformers introduced by (Zhang et al., 2022a) tackle the complexity and context retention issues in Transformer-based models. Additionally, datasets like SQuALITY are crucial for advancing long-document summarization (Wang et al., 2022). GPT could also applied for long text summarization which shows better performance than LLaMA (Fan et al., 2024).

2.2 Question Answering

Datasets like NQ (Kwiatkowski et al., 2019) and SQuAD (Rajpurkar et al., 2016, 2018) have been foundational for the task. NQ focuses on real-world queries with Wikipedia annotations, while SQuAD emphasizes extractive QA. MS MARCO (Bajaj et al., 2016) and DuReader (He et al., 2018) have broaden the QA field with free-form answers and non-English tasks. Recent works like (Eo et al., 2023) enhance QA diversity via multimodal inputs and iterative generation. Transformer-based models like BERT (Devlin et al., 2019), fine-tuned on NQ and SQuAD, improve QA precision and recall. Further, (Eo et al., 2023) distills complex information for summarization, aiding coherent QA generation. Here, QA is used as an assistant task for the proposed T3 on the summarization task.

2.3 Question Generation

Earlier work by (Du et al., 2017) has highlighten the effectiveness of sequence-to-sequence models for QG in reading comprehension, while (Song et al., 2018) improve QG accuracy using a multi-perspective context-matching model. (Chali and Baghaee, 2018) explore summarization for opinion-based QG to reduce repetition. (Lyu et al., 2021) introduce an unsupervised approach, utilizing summaries to generate diverse questions with less lexical overlap. Frameworks like MQAG by (Manakul et al., 2023) ensure coherence in QG through summarization. Recently, (Choudhary and Du, 2024) has proposed the QAEVENT paradigm, using summarization to represent document-level events as question-answer pairs. In this paper, QG is considered as a generation strategy in the training process of T3.

2.4 Zero-shot Transfer Learning

Recent advancements in zero-shot transfer learning have significantly improved the capabilities of LLMs across diverse tasks to solve problems such as data misalignment, label mismatches, and

the limitations of pre-trained models without further fine-tuning (Kojima et al., 2023; Zhao et al., 2023). Furthermore, multilingual LLMs have demonstrated impressive zero-shot learning abilities in multimodal settings and cross-lingual instruction tuning, showing that LLMs trained on one language can generalize to others (Hu et al., 2023). ARL2 introduces an adaptive retriever learning technique that aligns with LLMs for better zero-shot generalization, particularly in tasks like QA (Zhang et al., 2024). ZeroG applying GPT models focuses on zero-shot transfer for graph-based tasks, pioneering cross-dataset node classification by combining graph representations with LLM (Li et al., 2024). In this paper, a novel zero-shot transfer learning strategy using both assistant and target task is proposed.

3 Methodology

In this section, we first formulate the summarization task under T3, and dive into the detailed training and test processes. Then, we conclude the general form of the T3 workflow.

3.1 Task Formulation

Given the training dataset for Question-Answering task (QA), each sample from the dataset contains both the text D_i and several labeled question-answer pairs QA_i (where i implies the i th sample), which form the text set $D = \{D_1, D_2, \dots, D_n\}$ and the label set $QA = \{QA_1, QA_2, \dots, QA_n\}$. Relatively, the question-answer pairs generated by LLM from D_i are written as QA'_i . Given the test dataset for Summarization task (Sum), each sample from the dataset contains a text D_j , while LLM needs to generate the summary of the text Sum'_j . In training process, the prompts P_{QA} and P_{Sum} (see Appendix A.2 and A.3) are used for LLM to generate the question-answer pairs QA'_i and the summary Sum'_i , respectively. At the same time, LLM learns experiences from both tasks and records them in the form of several rules into Exp_{QA} and Exp_{Sum} .

3.2 Training Process

The overview of T3 for summarization is illustrated in Figure 1. The training process can be found at the top of the figure, while the test process is demonstrated at the bottom. Both inputs and outputs in these processes are written in bold in the figure. Furthermore, the detailed information of the

training process is given in Algorithm 1, including the following key steps:

Algorithm 1 T3 Training for Summarization

Input: Text set $D = \{D_1, D_2, \dots, D_n\}$ and label set $QA = \{QA_1, QA_2, \dots, QA_n\}$ of the assistant QA task; Initialized experience Exp_{QA} and Exp_{Sum} for the QA and Summarization tasks, respectively.

Parameter: Predefined prompt P_{QA} and P_{Sum} for QA and Summary generation, respectively. Maximum iteration for each text K . Similarity S , readability R , and compression rate C thresholds between the generated summary and the original text, respectively. The used baseline LLM M .

Output: Updated QA generation experience Exp_{QA} . Updated summary generation experience Exp_{Sum}

- 1: Initialize $Exp_{QA} \leftarrow \emptyset, Exp_{Sum} \leftarrow \emptyset$
 - 2: **for** $i = 1$ to n **do**
 - 3: Generate QA pairs QA'_i for D_i using Exp_{QA} based on P_{QA} and model M .
 - 4: Learn from the generation process and update Exp_{QA} using model M .
 - 5: **for** $k = 1$ to K **do**
 - 6: Generate summary Sum'_i for D_i using Exp_{Sum} based on P_{Sum}, QA'_i, QA_i , and model M .
 - 7: Learn from the generation process and update Exp_{Sum} using model M .
 - 8: Calculate the similarity between Sum'_i and D_i using cosine similarity S_i .
 - 9: Calculate the readability R_i of Sum'_i based on Equation 1.
 - 10: Calculate the compression rate C_i of the generated summary based on Equation 2.
 - 11: **if** $S_i > S$ and $R_i > R$ and $C_i < C$ **then**
 - 12: break
 - 13: **end if**
 - 14: **end for**
 - 15: **end for**
-

Step 1 Updating Exp_{QA} : At first, both summary and QA generation experiences Exp_{Sum} and Exp_{QA} are initialized as *null*. Then, LLM generates new QA pairs QA'_i for each text D_i and updates Exp_{QA} according to several rules concluded by itself through comparing QA'_i with the ground truth QA_i . The prompt P_{QA} is predefined to control all steps mentioned in this part.

Step 2 Updating Exp_{Sum} : In this part, LLM

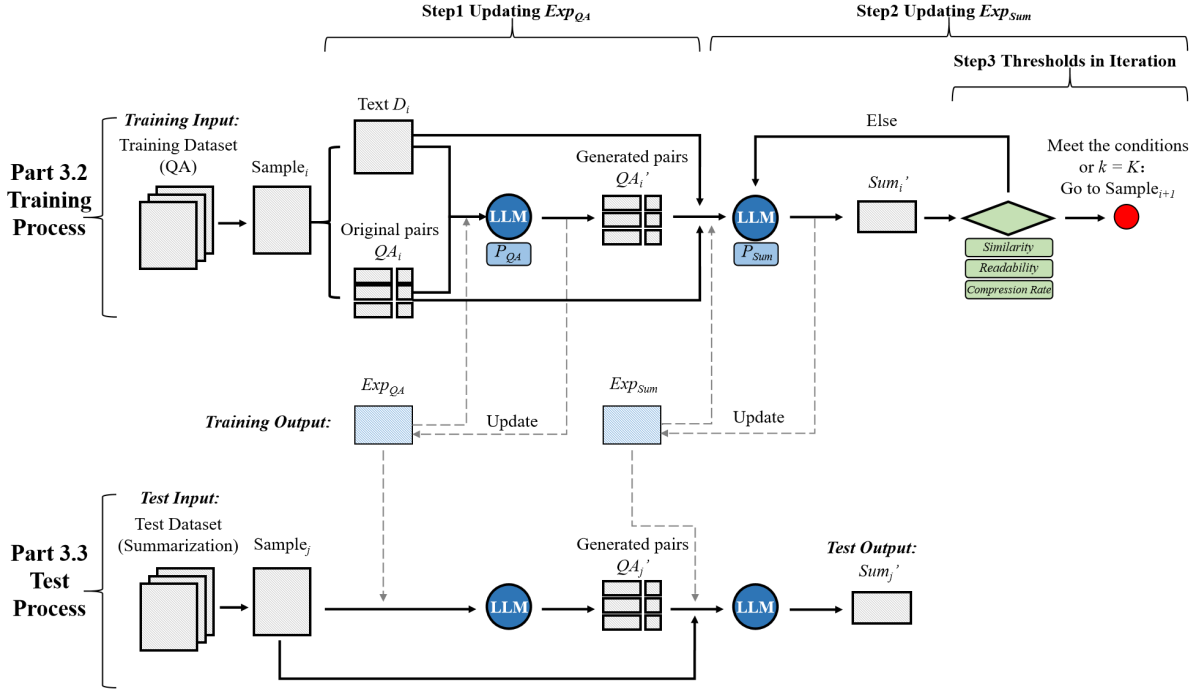


Figure 1: Training and test process of T3 for summarization task.

follows the predefined prompts P_{Sum} and try to summarize the text D_i . As an prior-knowledge that might bring extra contextual information, both QA_i and QA'_i are also taken into account as the inputs. After the current summary Sum'_i is generated, three thresholds are used to investigate whether the generated content is well enough. LLM would repeat the summary generation step and update its experience Exp_{Sum} every iteration, till the stop conditions are fulfilled.

Step 3 Thresholds Used in Iteration: The iterative process mentioned above continues until the generated summary Sum'_i simultaneously meets the required thresholds for similarity, readability (Flesch, 1948), and compression rate (or the number of iterations reach the preset maximum iteration times K). In details, readability R is calculated as:

$$R = 206.835 - 1.015 \times \left(\frac{TW}{TSE} \right) - 84.6 \times \left(\frac{TSY}{TW} \right) \quad (1)$$

where, TW is the total number of words in the given text, TSE is the total number of sentences, and TSY is the total number of syllables. TW/TSE calculates the average sentence length: a higher average sentence length makes the text harder to read, so it subtracts from the score. TSY/TW calculates the average syllables per word: more syllables per word reduce the score because longer words tend to make the text more

difficult to read. Moreover, the compression rate C is calculated as:

$$C = \text{length}(\text{Summary}) / \text{length}(\text{Text}) \quad (2)$$

which is used to control the length of the generated summary.

3.3 Test Process on Summarization Dataset

According to the bottom of Figure 1, during the test process, LLM would first use Exp_{QA} learned from the training process to generate auxiliary question-answer pairs, and bring them with the updated Exp_{Sum} to generate the final summary. Prompts in test process are given in Appendix A.4 and a step-by-step use case is shown in Appendix A.10.3.

3.4 Test Process on QA Dataset

In particular, as known from Figure 1. We design QG, a more challenging text generation strategy for LLM, to replace the text understanding strategy of predicting answers for the questions from the given QA dataset during the training process, in order to better fit LLM to the summarization task. A by-product of this approach is that we can even run the QA dataset in test process to generate summaries for its own texts based on its QA pairs, and adopt appropriate metrics for effectiveness evaluation, as shown in Figure 2. Prompts in test process for QA dataset are given in Appendix A.5.

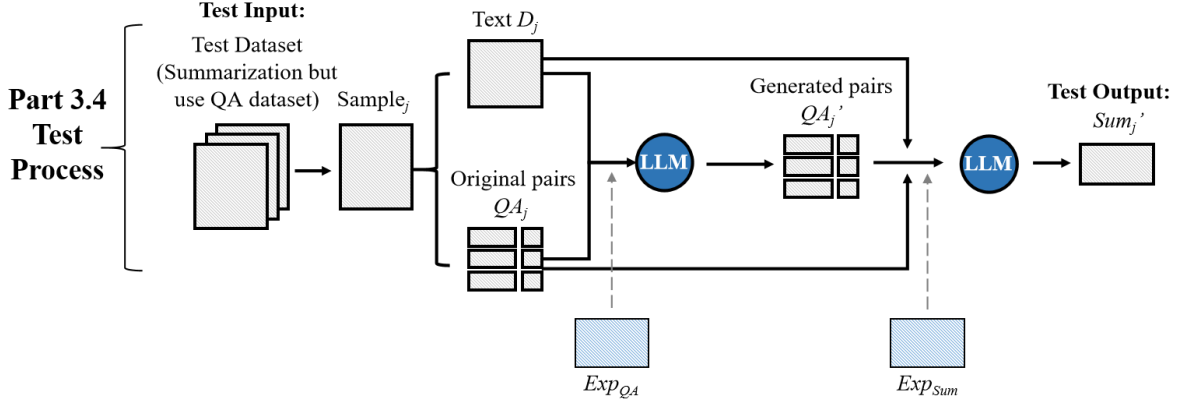


Figure 2: Test process of T3 for summarization task on QA dataset.

3.5 T3 General Workflow

The keypoint of T3 could be concluded that: in the whole training process, both the assistant task and the target task share the samples of the assistant task. At first, the used LLM¹ acquires experience in handling the assistant task through the labeled data, which means a deeper understanding of the samples. Subsequently, LLM iteratively tries to accomplish the target task on these same samples and gain the experience for the target task by leveraging the previous learned contextual experiences, as well as being modulated by the predefined conditions. Finally, the model applies the experiences required for both the assistant and target tasks during the test process. Accordingly, a general workflow for task-agnostic T3 is shown in Figure 3 from Appendix A.1.

4 Experiments

This section presents experimental details on four datasets, including two narrative dataset and two news datasets. We compare the quality of the summaries generated by the baseline models and our model using the generation algorithm from different aspects and perform an ablation study to analyze the influence of different components of T3.

4.1 Settings

4.1.1 Datasets

Four datasets are used, including two summarization ones (BBC summary and NarraSum), and two QA ones (NLQuAD and FairytaleQA):

BBC Summary includes 2,225 BBC news from 2004-2005, used for categorization and summary

¹GPT-4o is recommended, while any other large models with sufficient parameter capacity to possess emergence could be considered.

research (Greene and Cunningham, 2006).

NarraSum has 122K narrative synopses from movies and TV episodes, aimed at improving summarization research (Zhao et al., 2022).

NLQuAD contains 31,000 questions and answers derived from 13,000 BBC news, for non-factoid long QA, focusing on multi-sentence descriptive answers to enhance document-level language models and challenges models with long context and complex language understanding (Soleimani et al., 2021).

FairytaleQA includes 278 children’s stories from Project Gutenberg, with questions and answers created by educational experts, aimed at assessing and training narrative comprehension for students (K-8) and models (Xu et al., 2022).

In experiments, 386 long articles from BBC summary, 260 long stories from FairytaleQA, 100 long stories from NarraSum, 501 long articles from NLQuAD are randomly picked up for evaluation. Each selected texts has a median word count exceeding 1,000.

4.1.2 Evaluation Metrics

To make more comprehensive evaluation, especially focusing on generated text quality and hallucinations alleviation, a range of classical and innovative metrics are used here:

ROUGE compares the overlap of n-grams, word sequences, and word pairs between the generated summary and reference summaries (Lin, 2004).

BLEU compares the overlap of n-grams between the generated text and reference translations, with higher scores indicating closer alignment with human translations and thus better quality (Papineni et al., 2002).

Factscore We use FactSumm and ChatGPT for

Factscore calculation. FactSumm uses named-entity recognition and relation extraction to extract facts from the source text and the generated summary to evaluate fact consistency by comparing extracted facts represented as triples (subject, relation, object) (Zhang et al., 2021). ChatGPT evaluates factual inconsistency in summaries, outperforming previous methods with fewer hallucinations (Luo et al., 2023).

4.1.3 Baseline Models

Seven advanced LLMs from three most representative series are selected as the baselines. All of them are accessed through Application Programming Interface (API), which not only standardizes the experiment for reproducibility and consistency, but also saves computational resources.

GPT Series are developed by OpenAI and show strong language comprehension and generation capabilities for various natural language processing tasks (Achiam et al., 2023). Here, GPT-3.5-turbo, GPT-4 Turbo, and the newest launched GPT-4o are adopted here.

Claude Series introduce advanced multimodal capabilities developed by Anthropic (Anthropic, 2023b). Claude 3.5 Sonnet is the newest one of them, showing strong performance in graduate-level and text-based reasoning (Anthropic, 2023a). Claude 3.5 Sonnet and Claude 3.0 Sonnet are chosen here.

Gemini Series surpasses Google’s capabilities in understanding images, audio, video, and text (Team et al., 2023). Currently, Gemini-1.5-pro is the newest and best-performing one of them (Reid et al., 2024). Both Gemini-1.5-pro and Gemini-1.0-pro are used here.

4.2 Implementation Details

The comparative experiment are designed and executed to validate both the feasibility and effectiveness of the proposed T3, by investigating the generated summarization results for all four datasets from all used LLMs with/without using T3.

The baseline summary of each text for each LLM is generated by using original text and the following prompt: "You are one helpful text assistant. Based on the input text, provide a summary in proper length. Aim to maximize ROUGE and BLEU scores by closely following the wording, sentence structure, and style of the original text".²

²We add this to ensure fairness, since T3 use these words in its training process, according to Appendix A.3.

Correspondently, each LLM with T3 is guided by the experience and prompts derived from training process.

For BBC summary and NarraSum in test process, both the original texts from them, the QA generation experience Exp_{QA} and the summary experience Exp_{Sum} are contained into the input prompt, whose detailed prompts are given in Appendix A.6, A.7, A.8 and A.9 for News-style Datasets and Narratives-style Datasets respectively.

For FairytaleQA and NLQuAD in test process, 10 texts and their corresponding QA pairs from each dataset are selected for training, while the remaining texts are used for testing. Both the original texts from the datasets, the QA generation experience Exp_{QA} and the summary experience Exp_{Sum} are contained into the input prompt, whose detailed prompts are given in Appendix A.6, A.7, A.8 and A.9 for News-style Datasets and Narratives-style Datasets respectively.

The higher scores from the used metrics are, indicating the better generation of summaries. It should be noted that the metric Factscore was calculated by GPT-4o for NarraSum and FairytaleQA, while calculated by FactSumm for BBC summary and NLQuAD, because it cannot extract facts from the story source text in practice so that does not perform well on narratives.

For BBC summary and NarraSum, the provided summary was used as the reference, while for FairytaleQA and NLQuAD datasets, the original text was used as the reference. As mentioned in **Part 3.4**, T3 can also deal with QA datasets for summarization task. When the dataset does not provide reference summaries, the generated summary can be directly compared to the original text through certain automated metrics tools (e.g., ROUGE) (Louis and Nenkova, 2009). According to (Saggion and Poibeau, 2013), the overlap of the generated summaries with the original text is important in assessing information coverage and the validity.

For models from GPT or Claude series, default values for temperature and other related hyperparameters are applied. For Gemini models, we set 'HARASSMENT', 'HATE_SPEECH', 'SEXUALLY_EXPLICIT', 'DANGEROUS' in safety setting into 'block_none'.

4.3 Results

Table 1 illustrates the performance of all used models with (right "T3" column) and without (left "w/o" column) T3 on all adopted datasets. The better one

Models	ROUGE-1		ROUGE-2		ROUGE-L		BLEU		Factscore	
	BBC summary									
	w/o	T3	w/o	T3	w/o	T3	w/o	T3	w/o	T3
GPT-4o*	0.4019	0.4171	0.1814	0.2145	0.3697	0.3944	0.1086	0.1094	0.6364	0.7012
GPT-4-turbo	0.3733	0.3683	0.1476	0.1414	0.3373	0.3327	0.0851	0.0769	0.6091	0.6901
GPT-3.5-turbo*	0.3936	0.3788	0.1775	0.1695	0.3604	0.3478	0.1050	0.0858	0.5752	0.4780
Gemini-1.5-pro*	0.3362	0.3510	0.1148	0.1258	0.3036	0.3169	0.0505	0.0647	0.2588	0.6049
Gemini-1.0-pro*	0.3490	0.3358	0.1280	0.1392	0.3175	0.3117	0.0599	0.0722	0.3576	0.5561
Claude-3.5-sonnet*	0.3908	0.4354	0.1659	0.2113	0.3588	0.4036	0.0970	0.1300	0.6343	0.6583
Claude-3.0-sonnet	0.4123	0.4090	0.1826	0.1808	0.3778	0.3739	0.1108	0.1074	0.6002	0.5043
Average	0.3796	0.3851	0.1568	0.1689	0.3464	0.3544	0.0881	0.0923	0.5245	0.5990
	NarraSum									
	w/o	T3	w/o	T3	w/o	T3	w/o	T3	w/o	T3
GPT-4o*	0.3114	0.2886	0.0731	0.0858	0.2844	0.2566	0.0268	0.0255	0.9775	0.9969
GPT-4-turbo*	0.2914	0.2727	0.0772	0.0742	0.2544	0.2445	0.0336	0.0360	0.9775	0.9744
GPT-3.5-turbo*	0.2860	0.2528	0.0752	0.0588	0.2650	0.2300	0.0279	0.0215	0.9520	0.9591
Gemini-1.5-pro*	0.2599	0.2695	0.0521	0.0539	0.2500	0.2532	0.0175	0.0199	0.9326	0.9357
Gemini-1.0-pro	0.2897	0.2825	0.0626	0.0574	0.2545	0.2636	0.0165	0.0209	0.9285	0.9122
Claude-3.5-sonnet	0.2919	0.2978	0.0717	0.0779	0.2673	0.2723	0.0310	0.0323	0.9704	0.9814
Claude-3.0-sonnet*	0.2990	0.2587	0.0675	0.0547	0.2645	0.2251	0.0274	0.0205	0.9469	0.9561
Average	0.2899	0.2747	0.0685	0.0661	0.2629	0.2493	0.0258	0.0252	0.9551	0.9594
	NLQuAD									
	w/o	T3	w/o	T3	w/o	T3	w/o	T3	w/o	T3
GPT-4o*	0.2437	0.3100	0.0848	0.1303	0.2271	0.2927	0.0033	0.0142	0.5981	0.6395
GPT-4-turbo*	0.2419	0.2366	0.0739	0.0736	0.2216	0.2162	0.0044	0.0036	0.5333	0.4916
GPT-3.5-turbo*	0.2150	0.2221	0.0775	0.0830	0.2007	0.2069	0.0027	0.0027	0.5530	0.4464
Gemini-1.5-pro*	0.2299	0.2419	0.0697	0.0797	0.2134	0.2244	0.0025	0.0047	0.5085	0.6509
Gemini-1.0-pro*	0.2626	0.2811	0.0929	0.1105	0.2455	0.2648	0.0054	0.0125	0.6457	0.7164
Claude-3.5-sonnet*	0.3203	0.4017	0.1280	0.1874	0.3006	0.3792	0.0235	0.0500	0.6571	0.8276
Claude-3.0-sonnet*	0.3235	0.3372	0.1270	0.1327	0.3016	0.3122	0.0197	0.0237	0.5889	0.6169
Average	0.2624	0.2901	0.0934	0.1139	0.2444	0.2709	0.0088	0.0159	0.5835	0.6270
	FairytaleQA									
	w/o	T3	w/o	T3	w/o	T3	w/o	T3	w/o	T3
GPT-4o*	0.1334	0.1486	0.0315	0.0372	0.1234	0.1378	0.0004	0.0007	0.9855	0.9892
GPT-4-turbo*	0.1468	0.1414	0.0351	0.0336	0.1345	0.1284	0.0009	0.0010	0.9744	0.9767
GPT-3.5-turbo	0.1222	0.1223	0.0298	0.0307	0.1131	0.1074	0.0003	0.0004	0.9982	0.9737
Gemini-1.5-pro*	0.1540	0.1756	0.0380	0.0434	0.1430	0.1546	0.0010	0.0013	0.9723	0.9853
Gemini-1.0-pro*	0.1414	0.1343	0.0325	0.0243	0.1422	0.1339	0.0003	0.0014	0.9784	0.9424
Claude-3.5-sonnet*	0.1597	0.2096	0.0373	0.0607	0.1494	0.1952	0.0017	0.0047	0.9956	0.9997
Claude-3.0-sonnet*	0.1720	0.1891	0.0408	0.0490	0.1581	0.1735	0.0017	0.0033	0.9747	0.9892
Average	0.1471	0.1601	0.0350	0.0398	0.1377	0.1473	0.0009	0.0018	0.9827	0.9795

Table 1: Experimental Results on BBC summary, NarraSum, NLQuAD and FairytaleQA datasets where each LLM without (left col) or with (right col) T3.

of the two values from each row of the two columns is marked in **bold**. Especially, for each row where

all results from columns with T3 are better than those columns without T3, the row is colored **blue**. Models corresponding to results with significant differences between w/o and T3 are superscripted with *, where the detailed calculation process is given in Appendix A.12. From this table, we observe that:

(1) LLMs using T3 outperforms themselves without T3 under most metrics of most datasets, which demonstrates the feasibility and effectiveness of T3. Specially, the average improvement rates of GPT-4o, Gemini-1.5-pro, and Claude-3.5-sonnet using T3 compared to the baselines without T3 across different tasks are calculated and shown that these LLMs with T3 nearly improves the ROUGE score by 14%, the BLEU score by 35%, and the Factscore score by 16%. Most of the comparison groups (82.14%) showed significant differences with significance_level=0.05 and null_hypothesis that there is no significant difference between the means of the two groups.

(2) Of all the models in the four series, it is almost always the newest ones with T3 that achieve the most significant results comparing with itself without T3. For example, GPT-4o is 4% and 5% higher on Rouge-1 metrics compared to GPT-4 and GPT-3.5 on BBC Summary, respectively. These results could be due to the improvement of capabilities for latest LLMs on handling longer texts and more comprehensive tasks through understanding more complicated prompts and locating better details and events within lengthy texts (Anthropic, 2023a; Islam and Moushi, 2024; Reid et al., 2024).

(3) Four used datasets are divided into news- and narrative-styles. For most models with/without T3, the generated summaries on narrative-style datasets NarraSum seems not as good as that of news-style ones BBC Summary. According to (Genette, 1980; Van Dijk, 2013; Barthes, 2016), the structure of news-style texts is compared with that of narrative-style texts, highlighting how news is easier to be summarized because of its concise layout and fixed pattern, while the narrative texts is more complexity, including chronological order, shifts in point of view, and narrative hierarchy, so that increasing the difficulty of summarization.

(4) The improvement of LLMs with T3 seems more significant on NLQuAD and FairytaleQA, i.e., QA task-oriented datasets, which might be benefited from using the prior information of questions and answers pairs to enhance the contextual analyzing capability of T3. Moreover, incorporating

QA information implies to improve summarization quality by enhancing text comprehension, focusing on key information, increasing coverage, ensuring coherence, and aligning summaries with user needs (Fabbri et al., 2022; Sileadar et al., 2024).

4.4 Ablation Study

We further analyze the influence of different components of T3.

Table 2 in Appendix A.11 shows the experimental results for all used models after removing the summary experience component Exp_{sum} or the QA generation experience component Exp_{QA} , on all used datasets. It could be found that: (1) For models with less reasoning ability, longer inputs and complex instructions might diminish their performance mainly in their Exp_{sum} component than their Exp_{QA} component, while for more advanced models, both the two components could be utilized to enhance their overall effectiveness. (2) Since Exp_{sum} and Exp_{QA} is run for the target task and the assistant task, respectively, it might be demonstrated the importance of the assistant task in the whole T3 workflow.

5 Conclusion

A novel T3 framework is proposed to address the challenge of long text summarization, using QA datasets to iteratively train baseline model at first, then to deal with summarization in a zero-shot way. Experiments on four datasets among seven representative baselines under five evaluation metrics validate the significant effectiveness of T3. Since T3 is model-agnostic and theoretically could be used for any suitable assistant task and target task pair, the future work will aim to explore the potential of it in a broader range of task combinations.

Limitations

When using the proposed T3 framework in real scenarios, the following limitations that need to be further optimized:

Limited Baseline Models Due to the costs and time constraints of API, we only test T3 on models from GPT, Claude, and Gemini series. More open-source models (such as LLaMA) and their private deployment situation will be considered in the future.

Limited Tasks Few empirical guidelines for the selection of assistant tasks are given in this paper. In the future, the matching rules of assistant tasks

and target tasks will be comprehensively explored in various task combinations.

Limited Evaluation Metrics As to evaluate generation results, BLEU and ROUGE focus on word overlap and neglect fluency, semantics, and factual accuracy, while FactSumm aims to consistency but struggles with abstract concepts. For summarization task, more suitable evaluation metrics should be discussed.

Ethics Statement

Data Availability and Safety The training and test data used for summarization and QA in this paper are publicly available. While the original datasets were filtered, some content may still include sensitive material, such as reports on violent crimes or incidents. Furthermore, when utilizing the Gemini model service, the safety mode is set to 'block_none,' which may result in outputs containing violent or explicit content.

Usage of Large Language Models Models like GPT, Gemini, and Claude are utilized to generate QA results, refine prompt descriptions, and produce text summaries for input texts in summarization tasks. The generated text is used exclusively for experimental and analytical purposes, and the findings are presented in the relevant sections.

References

- Josh Achiam, Steven Adler, Sandhini Agarwal, Lama Ahmad, Ilge Akkaya, Florencia Leoni Aleman, Diogo Almeida, Janko Altschmidt, Sam Altman, Shyamal Anadkat, et al. 2023. Gpt-4 technical report. *arXiv preprint arXiv:2303.08774*.
- Anthropic. 2023a. Claude 3.5 sonnet. <https://www.anthropic.com/news/claude-3-5-sonnet>. Accessed: 2024-09-02.
- Anthropic. 2023b. Introducing claude 3.0. <https://www.anthropic.com>. Accessed: 2023-09-02.
- Payal Bajaj, Daniel Campos, Nick Craswell, Li Deng, Jianfeng Gao, Xiaodong Liu, Rangan Majumder, Andrew McNamara, Bhaskar Mitra, Tri Nguyen, et al. 2016. Ms marco: A human generated machine reading comprehension dataset. *arXiv preprint arXiv:1611.09268*.
- Roland Barthes. 2016. Introduction to the structural analysis of narratives. In *Myths and Mythologies*, pages 290–307. Routledge.
- Iz Beltagy, Matthew E. Peters, and Arman Cohan. 2020. Longformer: The long-document transformer. *Preprint*, arXiv:2004.05150.
- Shayak Chakraborty and Partha Pakray. 2023. Abstractive summarization evaluation for prompt engineering. In *International Visual Informatics Conference*, pages 629–640. Springer.
- Yllias Chali and Tina Baghaee. 2018. Automatic opinion question generation. In *Proceedings of the 11th International Conference on Natural Language Generation*, pages 152–158, Tilburg University, The Netherlands. Association for Computational Linguistics.
- Sihao Chen, Fan Zhang, Kazuo Sone, and Dan Roth. 2021. Improving faithfulness in abstractive summarization with contrast candidate generation and selection. In *Proceedings of the 2021 Conference of the North American Chapter of the Association for Computational Linguistics: Human Language Technologies*, pages 5935–5941, Online. Association for Computational Linguistics.
- Milind Choudhary and Xinya Du. 2024. QAEVENT: Event extraction as question-answer pairs generation. In *Findings of the Association for Computational Linguistics: EACL 2024*, pages 1860–1873, St. Julian's, Malta. Association for Computational Linguistics.
- Jacob Devlin, Ming-Wei Chang, Kenton Lee, and Kristina Toutanova. 2019. Bert: Pre-training of deep bidirectional transformers for language understanding. *Preprint*, arXiv:1810.04805.
- Xinya Du, Junru Shao, and Claire Cardie. 2017. Learning to ask: Neural question generation for reading comprehension. In *Proceedings of the 55th Annual Meeting of the Association for Computational Linguistics (Volume 1: Long Papers)*, pages 1342–1352, Vancouver, Canada. Association for Computational Linguistics.
- Abhimanyu Dubey, Abhinav Jauhri, Abhinav Pandey, Abhishek Kadian, Ahmad Al-Dahle, Aiesha Letman, Akhil Mathur, Alan Schelten, Amy Yang, Angela Fan, et al. 2024. The llama 3 herd of models. *arXiv preprint arXiv:2407.21783*.
- Sugyeong Eo, Hyeonseok Moon, Jinsung Kim, Yuna Hur, Jeongwook Kim, SongEun Lee, Changwoo Chun, Sungsoo Park, and Heuseok Lim. 2023. Towards diverse and effective question-answer pair generation from children storybooks. In *Findings of the Association for Computational Linguistics: ACL 2023*, pages 6100–6115, Toronto, Canada. Association for Computational Linguistics.
- Alexander Fabbri, Chien-Sheng Wu, Wenhao Liu, and Caiming Xiong. 2022. QAFactEval: Improved QA-based factual consistency evaluation for summarization. In *Proceedings of the 2022 Conference of the North American Chapter of the Association for Computational Linguistics: Human Language Technologies*, pages 2587–2601, Seattle, United States. Association for Computational Linguistics.

- Yuchen Fan, Xin Zhong, Chengsi Wang, Gaoche Wu, and Bowen Zhou. 2024. [Eva-score: Evaluation of long-form summarization on informativeness through extraction and validation](#). *Preprint*, arXiv:2407.04969.
- Rudolph Flesch. 1948. A new readability yardstick. *Journal of applied psychology*, 32(3):221.
- G rard Genette. 1980. Narrative discourse: An essay in method. *Cornell UP*.
- Derek Greene and P draig Cunningham. 2006. [Practical solutions to the problem of diagonal dominance in kernel document clustering](#). In *Proceedings of the 23rd International Conference on Machine Learning*, ICML ’06, page 377–384, New York, NY, USA. Association for Computing Machinery.
- Wei He, Kai Liu, Jing Liu, Yajuan Lyu, Shiqi Zhao, Xinyan Xiao, Yuan Liu, Yizhong Wang, Hua Wu, Qiaoqiao She, Xuan Liu, Tian Wu, and Haifeng Wang. 2018. [DuReader: a Chinese machine reading comprehension dataset from real-world applications](#). In *Proceedings of the Workshop on Machine Reading for Question Answering*, pages 37–46, Melbourne, Australia. Association for Computational Linguistics.
- Jinyi Hu, Yuan Yao, Chongyi Wang, Shan Wang, Yinxu Pan, Qianyu Chen, Tianyu Yu, Hanghao Wu, Yue Zhao, Haoye Zhang, et al. 2023. Large multilingual models pivot zero-shot multimodal learning across languages. *arXiv preprint arXiv:2308.12038*.
- Raisa Islam and Owana Marzia Moushi. 2024. Gpt-4o: The cutting-edge advancement in multimodal llm. *Authorea Preprints*.
- Takeshi Kojima, Shixiang Shane Gu, Machel Reid, Yutaka Matsuo, and Yusuke Iwasawa. 2023. [Large language models are zero-shot reasoners](#). *Preprint*, arXiv:2205.11916.
- Tom Kwiatkowski, Jennimaria Palomaki, Olivia Redfield, Michael Collins, Ankur Parikh, Chris Alberti, Danielle Epstein, Illia Polosukhin, Jacob Devlin, Kenton Lee, Kristina Toutanova, Llion Jones, Matthew Kelcey, Ming-Wei Chang, Andrew M. Dai, Jakob Uszkoreit, Quoc Le, and Slav Petrov. 2019. [Natural questions: A benchmark for question answering research](#). *Transactions of the Association for Computational Linguistics*, 7:452–466.
- Yuhan Li, Peisong Wang, Zhixun Li, Jeffrey Xu Yu, and Jia Li. 2024. Zerog: Investigating cross-dataset zero-shot transferability in graphs. In *Proceedings of the 30th ACM SIGKDD Conference on Knowledge Discovery and Data Mining*, pages 1725–1735.
- Chin-Yew Lin. 2004. [ROUGE: A package for automatic evaluation of summaries](#). In *Text Summarization Branches Out*, pages 74–81, Barcelona, Spain. Association for Computational Linguistics.
- Annie Louis and Ani Nenkova. 2009. [Automatically evaluating content selection in summarization without human models](#). In *Proceedings of the 2009 Conference on Empirical Methods in Natural Language Processing*, pages 306–314, Singapore. Association for Computational Linguistics.
- Zheheng Luo, Qianqian Xie, and Sophia Ananiadou. 2023. [Chatgpt as a factual inconsistency evaluator for text summarization](#). *Preprint*, arXiv:2303.15621.
- Chenyang Lyu, Lifeng Shang, Yvette Graham, Jennifer Foster, Xin Jiang, and Qun Liu. 2021. [Improving unsupervised question answering via summarization-informed question generation](#). In *Proceedings of the 2021 Conference on Empirical Methods in Natural Language Processing*, pages 4134–4148, Online and Punta Cana, Dominican Republic. Association for Computational Linguistics.
- Potsawee Manakul, Adian Liusie, and Mark Gales. 2023. [MQAG: Multiple-choice question answering and generation for assessing information consistency in summarization](#). In *Proceedings of the 13th International Joint Conference on Natural Language Processing and the 3rd Conference of the Asia-Pacific Chapter of the Association for Computational Linguistics (Volume 1: Long Papers)*, pages 39–53, Nusa Dua, Bali. Association for Computational Linguistics.
- Rada Mihalcea and Paul Tarau. 2004. [TextRank: Bringing order into text](#). In *Proceedings of the 2004 Conference on Empirical Methods in Natural Language Processing*, pages 404–411, Barcelona, Spain. Association for Computational Linguistics.
- Ramesh Nallapati, Feifei Zhai, and Bowen Zhou. 2016. [Summarunner: A recurrent neural network based sequence model for extractive summarization of documents](#). *Preprint*, arXiv:1611.04230.
- Kishore Papineni, Salim Roukos, Todd Ward, and Wei-Jing Zhu. 2002. Bleu: a method for automatic evaluation of machine translation. In *Proceedings of the 40th annual meeting of the Association for Computational Linguistics*, pages 311–318.
- Pranav Rajpurkar, Robin Jia, and Percy Liang. 2018. [Know what you don’t know: Unanswerable questions for SQuAD](#). In *Proceedings of the 56th Annual Meeting of the Association for Computational Linguistics (Volume 2: Short Papers)*, pages 784–789, Melbourne, Australia. Association for Computational Linguistics.
- Pranav Rajpurkar, Jian Zhang, Konstantin Lopyrev, and Percy Liang. 2016. [SQuAD: 100,000+ questions for machine comprehension of text](#). In *Proceedings of the 2016 Conference on Empirical Methods in Natural Language Processing*, pages 2383–2392, Austin, Texas. Association for Computational Linguistics.
- Machel Reid, Nikolay Savinov, Denis Teplyashin, Dmitry Lepikhin, Timothy Lillicrap, Jean-baptiste

- Alayrac, Radu Soricut, Angeliki Lazaridou, Orhan Firat, Julian Schrittwieser, et al. 2024. Gemini 1.5: Unlocking multimodal understanding across millions of tokens of context. *arXiv preprint arXiv:2403.05530*.
- Horacio Saggion and Thierry Poibeau. 2013. Automatic text summarization: Past, present and future. *Multi-source, multilingual information extraction and summarization*, pages 3–21.
- Timo Schick and Hinrich Schütze. 2021. [Few-shot text generation with pattern-exploiting training](#). *Preprint*, arXiv:2012.11926.
- Tejpal Singh Silekar, Rupasai Rangaraju, Sankara Muddu, Suman Banerjee, Amey Patil, Sudhan-shu Singh, Muthusamy Chelliah, Nikesh Garera, Swaprava Nath, and Pushpak Bhattacharyya. 2024. [Product description and QA assisted self-supervised opinion summarization](#). In *Findings of the Association for Computational Linguistics: NAACL 2024*, pages 2315–2332, Mexico City, Mexico. Association for Computational Linguistics.
- Amir Soleimani, Christof Monz, and Marcel Worring. 2021. [NLQuAD: A non-factoid long question answering data set](#). In *Proceedings of the 16th Conference of the European Chapter of the Association for Computational Linguistics: Main Volume*, pages 1245–1255, Online. Association for Computational Linguistics.
- Linfeng Song, Zhiguo Wang, Wael Hamza, Yue Zhang, and Daniel Gildea. 2018. [Leveraging context information for natural question generation](#). In *Proceedings of the 2018 Conference of the North American Chapter of the Association for Computational Linguistics: Human Language Technologies, Volume 2 (Short Papers)*, pages 569–574, New Orleans, Louisiana. Association for Computational Linguistics.
- Gemini Team, Rohan Anil, Sebastian Borgeaud, Yonghui Wu, Jean-Baptiste Alayrac, Jiahui Yu, Radu Soricut, Johan Schalkwyk, Andrew M Dai, Anja Hauth, et al. 2023. Gemini: a family of highly capable multimodal models. *arXiv preprint arXiv:2312.11805*.
- Mohit Tuteja and Daniel González Juclà. 2023. [Long text classification using transformers with paragraph selection strategies](#). In *Proceedings of the Natural Legal Language Processing Workshop 2023*, pages 17–24, Singapore. Association for Computational Linguistics.
- Teun A Van Dijk. 2013. *News as discourse*. Routledge.
- Ashish Vaswani, Noam Shazeer, Niki Parmar, Jakob Uszkoreit, Llion Jones, Aidan N. Gomez, Lukasz Kaiser, and Illia Polosukhin. 2023. [Attention is all you need](#). *Preprint*, arXiv:1706.03762.
- Alex Wang, Richard Yuanzhe Pang, Angelica Chen, Jason Phang, and Samuel R. Bowman. 2022. SQuAL-ITY: Building a long-document summarization dataset the hard way. *arXiv preprint 2205.11465*.
- Ying Xu, Dakuo Wang, Mo Yu, Daniel Ritchie, Bingsheng Yao, Tongshuang Wu, Zheng Zhang, Toby Jia-Jun Li, Nora Bradford, Branda Sun, Tran Bao Hoang, Yisi Sang, Yufang Hou, Xiaojuan Ma, Diyi Yang, Nanyun Peng, Zhou Yu, and Mark Warschauer. 2022. Fantastic questions and where to find them: FairytaleQA – an authentic dataset for narrative comprehension. Association for Computational Linguistics.
- Haopeng Zhang, Xiao Liu, and Jiawei Zhang. 2022a. [Hegel: Hypergraph transformer for long document summarization](#). *arXiv preprint arXiv:2210.04126*.
- Haopeng Zhang, Xiao Liu, and Jiawei Zhang. 2023. [Ex-tractive summarization via chatgpt for faithful summary generation](#). *Preprint*, arXiv:2304.04193.
- Haopeng Zhang, Semih Yavuz, Wojciech Kryscinski, Kazuma Hashimoto, and Yingbo Zhou. 2022b. [Improving the faithfulness of abstractive summarization via entity coverage control](#). In *Findings of the Association for Computational Linguistics: NAACL 2022*, pages 528–535, Seattle, United States. Association for Computational Linguistics.
- Jingqing Zhang, Yao Zhao, Mohammad Saleh, and Peter J. Liu. 2020. [Pegasus: Pre-training with extracted gap-sentences for abstractive summarization](#). *Preprint*, arXiv:1912.08777.
- Lingxi Zhang, Yue Yu, Kuan Wang, and Chao Zhang. 2024. [ARL2: Aligning retrievers with black-box large language models via self-guided adaptive relevance labeling](#). In *Proceedings of the 62nd Annual Meeting of the Association for Computational Linguistics (Volume 1: Long Papers)*, pages 3708–3719, Bangkok, Thailand. Association for Computational Linguistics.
- Sen Zhang, Jianwei Niu, and Chuyuan Wei. 2021. [Fine-grained factual consistency assessment for abstractive summarization models](#). In *Proceedings of the 2021 Conference on Empirical Methods in Natural Language Processing*, pages 107–116, Online and Punta Cana, Dominican Republic. Association for Computational Linguistics.
- Chao Zhao, Faeze Brahman, Kaiqiang Song, Wenlin Yao, Dian Yu, and Snigdha Chaturvedi. 2022. [NarraSum: A large-scale dataset for abstractive narrative summarization](#). In *Findings of the Association for Computational Linguistics: EMNLP 2022*, pages 182–197, Abu Dhabi, United Arab Emirates. Association for Computational Linguistics.
- Xuandong Zhao, Siqi Ouyang, Zhiguo Yu, Ming Wu, and Lei Li. 2023. [Pre-trained language models can be fully zero-shot learners](#). In *Proceedings of the 61st Annual Meeting of the Association for Computational Linguistics (Volume 1: Long Papers)*, pages 15590–15606, Toronto, Canada. Association for Computational Linguistics.
- Chenguang Zhu, William Hinthorn, Ruochen Xu, Qingkai Zeng, Michael Zeng, Xuedong Huang, and

Meng Jiang. 2021. [Enhancing factual consistency of abstractive summarization](#). In *Proceedings of the 2021 Conference of the North American Chapter of the Association for Computational Linguistics: Human Language Technologies*, pages 718–733, Online. Association for Computational Linguistics.

A Appendix

A.1 General workflow of task-agnostic T3

The figure below shows the general task-agnostic workflow of T3, i.e., the overall workflow of T3 when both the assistant and target tasks are not identified. The workflow facilitates the matching of different assistant and target tasks in practice.

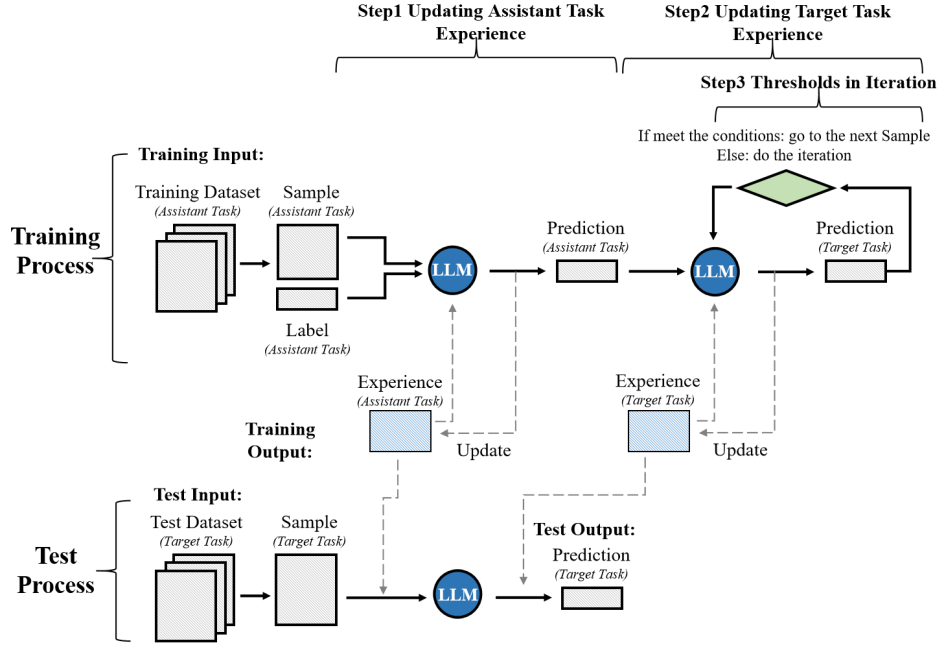


Figure 3: General workflow of task-agnostic T3

A.2 Prompt for QA Generation and Experience Updating in Training Process

You are a helpful text assistant skilled at learning new experiences. First, please help us with the following:

Based on the input text, provided questions, and QA pair generation experience, generate questions and corresponding answers that reflect all subjects and key points of the input article. The format of the generated QA pairs should match that of the provided question pairs.

Update the learning experience for generating better QA pairs during the question generation process by comparing the generated questions to the original question pairs based on the original text or other methods. Consider all key points needed to create good QA pairs, and ensure the learning experience is general. DO NOT INCLUDE DETAILED EXAMPLES BUT PROVIDE RULES AS DETAILED AS POSSIBLE. DO NOT EXCEED 600 WORDS.

The format of the output is as follows:

```
{ "Generated_QA_pairs": { "1": "Question": "xxxx", "Answer": "xxxx", "2": "Question": "xxxx",
"Answer": "xxxx" }, "QA_generation_experience": "Answer point by point text in one line" }
```

A.3 Prompt for Summarization Generation and Experience Updating in Training Process

You are a helpful text assistant. Please help us with the following:

1. Based on the input text, provided questions, generated QA pairs, and summary generation experience, generate a summary that corresponds to the original text, reflecting all subjects and key points of the input article at an appropriate length.
2. Update the summary generation experience with insights on how to create a better summary by first using the provided questions, then the generated summary, and all provided questions (both generated and original), and finally incorporating what you've learned during question generation in the question generation experience.

Here is the target for the generated summary:

THE GENERATED SUMMARY SHOULD HAVE HIGHER PERFORMANCE SCORES COMPARED TO THE DIRECTLY GENERATED ONES. The summary should include essential terms, phrases, and sentences that closely mirror the original text. Aim to maximize the overlap with the reference summary by closely following the wording, sentence structure, and style of the original text. Ensure that the summary is concise but comprehensive, avoiding unnecessary details or deviations. Also, consider the fluency of the summary.

Consider all key points to make a good summary, and make the learning experience general (e.g., avoid losing details in the story, maintain sentence coherence, and list some points to improve accuracy and fluency). Additionally, you should list other rules that might be important, with each point as detailed as possible.

You may also consider methods to ensure a better summary, such as voting.

Answer in one line and point by point. DO NOT EXCEED 600 WORDS.

The format of the output is as follows:

```
{ "Summary": "text in one line",  
  "Summary_generation_experience": "Answer point by point text in one line" }.
```

You must follow this format.

A.4 Prompt in Test Process on Summarization Dataset

You are a helpful text assistant. Please help us with the following:

Based on the input text, and with the help of QA generation rules and summary rules, here are the steps to create the summary:

First, generate QA pairs based on the generation rules. Then, based on the input text, provided questions, generated QA pairs, and the summary generation experience, generate a summary of the original text at the appropriate length.

Article: [Article]

Summary Generation Experience: [Summary generation experience]

QA Generation Experience: [QA generation experience]

A.5 Prompt in Test Process on QA Dataset

You are a helpful text assistant. Please help us with the following:

Based on the input text and the questions given, and with the help of QA generation rules and summary rules, here are the steps to create the summary:

First, generate QA pairs based on the generation rules. Then, based on the input text, provided questions, generated QA pairs, and the summary generation experience, generate a summary of the original text at the appropriate length.

Article: [Article]

Question Pair: [Question Pair with answer]

Summary Generation Experience: [Summary generation experience]

QA Generation Experience: [QA generation experience]

A.6 Summary Experience for News-style Datasets

1. Ensure all key points, such as the formation, evolution, and current status of Boko Haram, as well as contrasting views on security, are included.
2. Maintain the original wording and sentence structure for precision and recall.
3. Avoid unnecessary details, focusing on core information for conciseness.
4. Ensure logical flow and fluency in the summary.
5. Use specific terms and phrases from the text to maximize overlap with the reference summary.
6. Consider using a voting system to select the best summary from multiple drafts.
7. Verify that the summary reflects the original text accurately without speculative information.
8. Address distinct key points or subjects in the summary for comprehensive coverage.
9. Compare generated summary with original text to ensure all critical aspects are covered.
10. Ensure summary are directly supported by the text, avoiding speculative or inferred information.

A.7 Summary Experience for Narratives-style Datasets

1. Ensure all key points and characters from the text are covered to avoid missing crucial details; use details to enhance emotional impact, such as incorporating symbolic details.
2. Maintain the original sequence of events to reflect the narrative flow accurately.
3. Use language and phrases closely mirroring the original text for higher precision and recall.
4. Keep the summary concise yet comprehensive, avoiding unnecessary details while ensuring all significant events are included.
5. Focus on fluency, ensuring the summary reads smoothly and logically. Preserve the logical flow and connection between events for coherence.
6. Review and refine the summary multiple times to maximize overlap with the reference summary.
7. Pay attention to the connection of sentences to maintain coherence.
8. Include essential terms and phrases to ensure high precision and recall.
9. Emphasize themes and symbolism: Don't just recount the plot; also highlight the underlying themes or symbolic meanings.
10. Closely follow the wording, sentence structure, and style of the original text.
11. Highlight the emotional tones and themes present in the original text. This adds depth to the summary and helps convey the underlying messages or morals of the story. It's important not just to recount events but also to capture the feelings and ideas these events evoke.
12. Ensure that no important details contributing to the story's moral or lesson are lost. These details are often critical to understanding the overall message of the text, so they should be preserved to maintain the integrity of the original story.
13. Consider using a voting method to select the best summary from multiple versions, such as generating three versions and choosing the best one.

A.8 QA Generation Experience for News-style Datasets

1. Ensure each question targets a distinct key point or subject from the original text.
2. Questions should be specific to elicit detailed answers that reflect core information.
3. Avoid broad or vague questions to prevent ambiguous answers.
4. Compare generated questions with original ones to ensure all critical aspects are covered, and questions are clear and concise.
5. Answers should be directly supported by the text and should avoid speculative or inferred information. This approach ensures comprehensive and accurate QA pairs.

A.9 QA Generation Experience for Narratives-style Datasets

1. Ensure each question addresses a unique key point or detail to avoid redundancy. Cover all significant events, characters, and details for comprehensive coverage.
2. Keep questions clear and specific to avoid ambiguity and ensure they can be answered directly from the text.
3. Include a mix of factual, inferential, and interpretative questions to engage different levels of understanding.
4. Review the text multiple times to ensure no key points are missed and that questions flow logically.
5. Pay attention to character motivations, actions, and consequences to generate deeper questions.
6. Consider the context and sequence of events to create questions reflecting the narrative's progression.
7. Ensure answers are concise and directly derived from the text for accuracy.
8. Compare generated questions with existing ones to identify gaps or overlaps and refine accordingly.
9. Aim to create questions that encourage critical thinking and deeper engagement with the text.

A.10 Step-by-step example

This section provides a detailed use case description, which helps readers understand the operation flow of each step more intuitively by analyzing the application of T3 step by step.

A.10.1 Original Text

In this example, we apply one sample from the dataset NarraSum, a story containing more than 1700 words, as our summarization target.

"The opening scene depicts Anita NeedyLesnicky (Amanda Seyfriend), a violent inmate in a correctional facility. She is notorious for being a 'kicker', and is now reflecting during lockdown on past events. Needy is a nerdy, substantially unpopular, plain Jane type student from Devil's Kettle, Minnesota, who has been best friends with Jennifer Check (Megan Fox), a beautiful, popular cheerleader, since their childhood. The end credits show Low Shoulder checking into a hotel post-concert and candidly indulging in drugs and alcohol in their hotel room. Eventually, the band is savagely murdered by a blurred figure. We then see police crime scene photos of the band members' corpses strewn around the hotel room, Nikolai having been stabbed in the chest with the sacrificial knife. The final image of the movie shows security camera footage of an evil-looking Needy walking down the hotel hallway past a gathering of female band groupies."

A.10.2 Generate QA Pairs

Using the sample and the QA generation experience in A.9 as input, the baseline model creates several question-answer pairs to capture key plot points and character details. Here are some examples:

Question: "What is Needy's situation at the beginning of the movie?"
Answer: "She is an inmate in a correctional facility, known for her violent behavior as a 'kicker'."
Question: "Who are the main characters and their relationship?"
Answer: "Needy Lesnicky, an unpopular student, and Jennifer Check, a popular cheerleader, have been best friends since childhood."
Question: "What happens to the band Low Shoulder at the end?"
Answer: "The band is murdered by a figure, later revealed as Needy, after a concert while indulging in drugs and alcohol."

A.10.3 Final Summary

Using the generated QA pairs and the summary experience in A.7 as input, the baseline model generates a summary of the story as follows:

The story revolves around Anita NeedyLesnick, a violent inmate reflecting on past events. Needy, a nerdy student from Devil’s Kettle, Minnesota, was best friends with Jennifer Check, a popular cheerleader. One night, they attend a concert by indie rock band Low Shoulder at a local bar. The bar catches fire, and Jennifer leaves with the band despite Needy’s protests. Later, Jennifer appears at Needy’s house, injured and behaving strangely. The next day, Jennifer acts normal at school but soon begins killing and feeding on male students. Needy becomes suspicious and investigates, discovering that Low Shoulder had attempted to sacrifice Jennifer in a Satanic ritual for fame and success. However, because Jennifer wasn’t a virgin, the ritual backfired, turning her into a succubus. Needy tries to warn her boyfriend Chip about Jennifer’s true nature, but he doesn’t believe her. At the Spring Formal, Jennifer attacks Chip, leading to a confrontation between Needy and Jennifer. Chip dies in Needy’s arms after trying to save her. Consumed by revenge, Needy breaks into Jennifer’s house and kills her. Needy is institutionalized for Jennifer’s murder but develops supernatural abilities from being bitten during their fight. She escapes the institution and sets out to seek revenge on Low Shoulder. The story concludes with security footage showing Needy walking down a hotel hallway, implying she has murdered the band members. The narrative explores themes of friendship, betrayal, and the supernatural, while also critiquing the music industry and teenage social dynamics. It blends elements of horror, dark comedy, and coming-of-age drama to create a unique and compelling story.

This final summary keeps the plot concise while covering essential character arcs, the supernatural element, and the revenge ending. As shown in this example, by using QA to capture plot intricacies, the proposed T3 framework ensures that the final summary is both comprehensive and aligned with the main themes of the original content.

A.11 Ablation study

Models	Strategy	ROUGE-1	ROUGE-2	ROUGE-L	BLEU	Factscore
GPT-3.5-turbo	Full T3 w/o summary w/o qa	NLQuAD				
		0.2221	0.0830	0.2069	0.0027	0.4780
		0.3168	0.1557	0.3024	0.0531	0.4636
		0.2601	0.0959	0.2391	0.0083	0.4535
	Full T3 w/o summary w/o qa	BBC Summary				
		0.3788	0.1695	0.3478	0.0858	0.4780
		0.4062	0.2274	0.3705	0.1266	0.5549
		0.3600	0.1507	0.3239	0.0814	0.4608
	Full T3 w/o summary w/o qa	FairyTaleQA				
		0.1223	0.0307	0.1074	0.0004	0.9737
		0.1511	0.0356	0.1381	0.0012	0.9834
		0.1245	0.0283	0.1063	0.0003	0.9727
	Full T3 w/o summary w/o qa	NarraSum				
		0.2528	0.0588	0.2300	0.0215	0.9591
		0.2640	0.0634	0.2367	0.0227	0.9486
		0.2328	0.0514	0.2073	0.0198	0.9369
GPT-4-turbo	Full T3 w/o summary w/o qa	NLQuAD				
		0.2366	0.0736	0.2162	0.0036	0.4916
		0.2778	0.0983	0.2731	0.0064	0.4600
		0.2978	0.0903	0.2561	0.0012	0.4722
	Full T3 w/o summary w/o qa	BBC Summary				
		0.3683	0.1414	0.3327	0.0769	0.6901
		0.3749	0.1646	0.3597	0.0872	0.6356
		0.3645	0.1526	0.3407	0.0701	0.6250
		FairyTaleQA				
Continued on the next page...						

Models		ROUGE-1	ROUGE-2	ROUGE-L	BLEU	Factscore
GPT-4-turbo	Full T3 w/o summary w/o qa	0.1414	0.0336	0.1284	0.0010	0.9767
		0.1614	0.0366	0.1444	0.0019	0.9749
		0.1552	0.0318	0.1314	0.0011	0.9652
	Full T3 w/o summary w/o qa	NarraSum				
		0.2727	0.0742	0.2445	0.0360	0.9744
		0.2812	0.0599	0.2490	0.0236	0.9532
GPT-4o	Full T3 w/o summary w/o qa	0.2790	0.0596	0.2402	0.0198	0.9428
		NLQuAD				
		0.3100	0.1303	0.2927	0.0142	0.6395
	Full T3 w/o summary w/o qa	0.3628	0.1529	0.3402	0.0309	0.7785
		0.4116	0.2029	0.3899	0.0531	0.6523
		BBC Summary				
	Full T3 w/o summary w/o qa	0.4171	0.2145	0.3944	0.1094	0.7012
		0.4017	0.1998	0.3835	0.0913	0.6856
		0.4213	0.2040	0.3902	0.1106	0.6637
	Full T3 w/o summary w/o qa	FairyTaleQA				
		0.1486	0.0372	0.1378	0.0007	0.9892
		0.2380	0.0947	0.2414	0.0023	0.9735
	Full T3 w/o summary w/o qa	0.2060	0.0632	0.1932	0.0008	0.9683
		NarraSum				
		0.2886	0.0858	0.2566	0.0255	0.9969
	Gemini-1.0-pro	Full T3 w/o summary w/o qa	0.2744	0.0728	0.2483	0.0245
0.2903			0.0722	0.2604	0.0271	0.9742
NLQuAD						
Full T3 w/o summary w/o qa		0.2811	0.1105	0.2648	0.0125	0.7164
		0.2550	0.0899	0.2396	0.0042	0.6643
		0.2521	0.0878	0.2345	0.0045	0.6809
Full T3 w/o summary w/o qa		BBC Summary				
		0.3358	0.1392	0.3117	0.0722	0.5561
		0.3167	0.1198	0.3006	0.0638	0.4587
Full T3 w/o summary w/o qa		0.3116	0.1031	0.2985	0.0586	0.4215
		FairyTaleQA				
		0.1343	0.0243	0.1339	0.0014	0.9424
Full T3 w/o summary w/o qa		0.1397	0.0313	0.1307	0.0005	0.9648
		0.1302	0.0212	0.1218	0.0001	0.9507
		NarraSum				
Full T3 w/o summary w/o qa		0.2825	0.0574	0.2636	0.0209	0.9122
	0.2763	0.0591	0.2459	0.0167	0.9370	
	0.2673	0.0547	0.2406	0.0208	0.9257	
Gemini-1.5-pro	Full T3 w/o summary w/o qa	NLQuAD				
		0.2419	0.0797	0.2244	0.0047	0.6509
		0.2551	0.0800	0.2448	0.0035	0.6840
	Full T3 w/o summary w/o qa	0.2698	0.0808	0.2493	0.0042	0.6736
		BBC Summary				
		0.3510	0.1258	0.3169	0.0647	0.6049
	Full T3 w/o summary w/o qa	0.3716	0.1476	0.3321	0.0703	0.6821
		0.3714	0.1577	0.3470	0.0902	0.6594
		FairyTaleQA				
	Full T3 w/o summary	0.1756	0.0434	0.1546	0.0013	0.9853
		0.1463	0.0324	0.1394	0.0004	0.9774
Continued on the next page...						

Models		ROUGE-1	ROUGE-2	ROUGE-L	BLEU	Factscore
Gemini-1.5-pro	w/o qa	0.1450	0.0320	0.1350	0.0002	0.9720
	Full T3 w/o summary w/o qa	NarraSum				
		0.2695	0.0539	0.2532	0.0199	0.9357
		0.2523	0.0597	0.2437	0.0219	0.9304
Claude-3.0-sonnet	Full T3 w/o summary w/o qa	NLQuAD				
		0.3372	0.1327	0.3122	0.0237	0.6169
		0.3542	0.1430	0.3281	0.0251	0.6894
	Full T3 w/o summary w/o qa	BBC Summary				
		0.4090	0.1808	0.3739	0.1074	0.5043
		0.4094	0.1885	0.3698	0.1006	0.5232
	Full T3 w/o summary w/o qa	FairyTaleQA				
		0.1891	0.0490	0.1735	0.0033	0.9892
		0.1824	0.0435	0.1683	0.0024	0.9936
	Full T3 w/o summary w/o qa	NarraSum				
		0.2587	0.0547	0.2251	0.0205	0.9561
		0.2834	0.0657	0.2605	0.0247	0.9759
	Full T3 w/o summary w/o qa	NLQuAD				
		0.4017	0.1874	0.3792	0.0500	0.8276
		0.3679	0.1671	0.3445	0.0409	0.7503
Claude-3.5-sonnet	Full T3 w/o summary w/o qa	BBC Summary				
		0.4354	0.2113	0.4036	0.1300	0.6583
		0.4026	0.1683	0.3599	0.1331	0.5832
	Full T3 w/o summary w/o qa	FairyTaleQA				
		0.2096	0.0607	0.1952	0.0047	0.9997
		0.1994	0.0584	0.1941	0.0053	0.9853
	Full T3 w/o summary w/o qa	NarraSum				
		0.2978	0.0779	0.2723	0.0323	0.9814
		0.2963	0.0760	0.2786	0.0296	0.9643
	Full T3 w/o summary w/o qa	NLQuAD				
		0.2938	0.0743	0.2653	0.0241	0.9761
		0.2938	0.0743	0.2653	0.0241	0.9761

Table 2: Ablation study results on BBC summary, NarraSum, NLQuAD and FairytaleQA

A.12 Significance Analysis

In this analysis, we used the **t-test** to evaluate the significance of the observed results. The null hypothesis H_0 assumes that there is no significant difference between the two algorithms compared in our experiment. The test statistic t is calculated as follows:

$$t = \frac{\bar{x}_1 - \bar{x}_2}{\sqrt{\frac{s_1^2}{n_1} + \frac{s_2^2}{n_2}}} \quad (3)$$

where \bar{x}_1, \bar{x}_2 are the sample means of two groups, s_1, s_2 are the sample standard deviations, n_1, n_2 are the sample sizes.

We calculate the sample means \bar{x}_1, \bar{x}_2 and compute the sample standard deviations s_1, s_2 . Then we

plug values into Equation (3) to determine the test statistic t and compare t -value with the critical value from the t -distribution at a given confidence level $\alpha = 0.05$.

The p-value for each metric result between our direct summarization and summary with T3 are listed in Table 3. Here we sign the model with * if the p-values for the metric are less than 0.05.

Models	ROUGE-1	ROUGE-2	ROUGE-L	BLEU	Factscore
BBC summary					
GPT-4o*	0**	0**	0**	0.0007	0.0004
GPT-4-turbo	0.0431	0.1714	0.0367	0.0836	0.0227
GPT-3.5-turbo*	0.0124	0.0388	0.0080	0.0082	0.0017
Gemini-1.5-pro*	0.0160	0.0089	0.0011	0.0157	0.0160
Gemini-1.0-pro*	0.0101	0.0191	0.0103	0.0495	0.0091
Claude-3.5-sonnet*	0.0042	0.0003	0.0043	0.0001	0.0003
Claude-3.0-sonnet	0.0795	0.1108	0.0292	0.0268	0.5309
NarraSum					
GPT-4o*	0**	0.0009	0**	0.0407	0.0003
GPT-4-turbo*	0.0077	0.0114	0.0177	0.0418	0.3652
GPT-3.5-turbo*	0.0499	0.0431	0.0478	0.0456	0.0203
Gemini-1.5-pro*	0.0332	0.0074	0.0196	0.0482	0.0459
Gemini-1.0-pro	0.0198	0.0312	0.0422	0.0696	0.0086
Claude-3.5-sonnet	0.0182	0.0417	0.0152	0.1526	0.1040
Claude-3.0-sonnet*	0.0483	0.0099	0.0523	0.0154	0.0691
NLQuAD					
GPT-4o*	0.0086	0.0084	0.0072	0.0087	0.0420
GPT-4-turbo*	0.0189	0.0417	0.0162	0.0488	0.0340
GPT-3.5-turbo*	0.0299	0.0441	0.0376	0.0276	0.0457
Gemini-1.5-pro*	0.0436	0.0468	0.0282	0.0261	0.0014
Gemini-1.0-pro*	0.0479	0.0420	0.0289	0.0181	0.0498
Claude-3.5-sonnet*	0.0061	0.0003	0.0034	0.0002	0.0212
Claude-3.0-sonnet*	0.0095	0.0403	0.0427	0.0193	0.0089
FairytaleQA					
GPT-4o*	0.0083	0.0180	0.0100	0.0194	0.0124
GPT-4-turbo*	0.0073	0.0375	0.0185	0.0367	0.0356
GPT-3.5-turbo	0.0409	0.0524	0.0895	0.0451	0.1184
Gemini-1.5-pro*	0.0473	0.0296	0.0188	0.0298	0.0365
Gemini-1.0-pro*	0.0168	0.0151	0.0169	0.0355	0.0496
Claude-3.5-sonnet*	0.0204	0.0031	0.0239	0.0423	0.0225
Claude-3.0-sonnet*	0.0340	0.0176	0.0338	0.0147	0.0092

Table 3: Experimental Results of the p-value on BBC summary, NarraSum, NLQuAD and FairytaleQA datasets between the result of each LLM without and with T3. 0** means the p-value is less than 10^{-7}