

A flexible approach: variable selection procedures with multilayer FDR control via e-values

Chengyao Yu¹, Ruixing Ming^{1*}, Min Xiao¹ and Zhanfeng Wang²

¹School of Statistics and Mathematics, Zhejiang Gongshang University

²School of Management, University of Science and Technology of China

October 1, 2024

Abstract

Consider a scenario where a large number of explanatory features targeting a response variable are analyzed, such that these features are partitioned into different groups according to their domain-specific structures. Furthermore, there may be several such partitions. Such multiple partitions may exist in many real-life scenarios. One such example is spatial genome-wide association studies. Researchers may not only be interested in identifying the features relevant to the response but also aim to determine the relevant groups within each partition. A group is considered relevant if it contains at least one relevant feature. To ensure the replicability of the findings at various resolutions, it is essential to provide false discovery rate (FDR) control for findings at multiple layers simultaneously. This paper presents a flexible approach that leverages various existing controlled selection procedures to generate more stable results with multilayer FDR control. The key contributions of our proposal are the development of a generalized e-filter that provides multilayer FDR control and the construction of a specific type of generalized e-values to evaluate feature importance. A primary application of our method is an improved version of Data Splitting (DS), called the eDS-filter. Furthermore, we combine the eDS-filter with the version of the group knockoff filter (gKF), resulting in a more flexible approach called the eDS+gKF filter. Simulation studies demonstrate that the proposed methods effectively control the FDR at multiple levels while maintaining or even improving power compared to other approaches. Finally, we apply the proposed method to analyze HIV mutation data.

Keywords: False discovery rate; Generalized e-values; Multiple resolutions; Variable selection

1 Introduction

1.1 Motivation

In various scientific domains, it is common to consider a larger number of explanatory features targeting a specific response variable, yet often only a few of features have an impact on it. Identifying features that do have an impact on the response variable is an important issue, since it may help to improve the computability of the downstream analysis, enhance the interpretability of scientific discoveries and reduce experimental costs. We denote the response variable as Y and the explanatory features as $\{X_1, \dots, X_N\}$. In recent years, the variable selection problem is often described as a multiple hypothesis testing with $H_j : Y \perp\!\!\!\perp X_j | X_{-j}$, where $X_{-j} = \{X_1, \dots, X_N\} - \{X_j\}$, $j = 1, \dots, N$. The hypothesis H_j can be intuitively understood as that given X_{-j} , X_j brings no additional information to Y . If we assume a linear model between the response and features with no interaction, then H_j represents the regression coefficient of X_j is 0. Thus, the variable selection problem is to select all index j that the hypothesis H_j

*Contact e-mail: rxming@zjgsu.edu.cn.

does not hold. To ensure the reliability of the findings, we need to control some measure of the false positives. Benjamini and Hochberg [1995] called for the control of the expected proportion of falsely rejected hypotheses, i.e., the false discovery rate (FDR), which provides a popular statistical assessment of the reproducibility of scientific studies in various disciplines. Recently, several variable selection procedures have been developed to ensure FDR control for individual features, including the knockoff procedure (Rina *et al.* [2015], Candès *et al.* [2018]), Gausses Mirror method (Xing *et al.* [2023]) and Data Splitting procedure (DS) (Chenguang Dai and Liu [2023]).

However, when conducting variable selection, ensuring FDR control for individual features alone is sometimes insufficient. For instance, consider a situation where explanatory features can be partitioned into several meaningful groups based on their domain-specific structure, and there may be several such partitions. In such a situation, the researchers usually report their results at multiple resolutions, as findings at each resolution are of interest. Simply put, researchers are not only interested in finding the feature that is really relevant to the response, but they are also interested in determining the relevant group in each partition. The groups that contain relevant individual features are considered important groups. Therefore, when relevant features are selected, their corresponding important groups are automatically selected. To ensure the reproducibility of results at each resolution, we must control both the FDR for individual features and the group-FDR across other resolutions simultaneously. For example, genome-wide association studies (GWAS) are conducted to find single nucleotide polymorphisms (SNPs) that are involved in determining the levels of a medically relevant phenotype. Several SNPs might all map to the same gene, meaning that genes can partition SNPs. In this context, rejecting the hypothesis H_j not only indicates that SNP_j is important for the phenotype under study but also suggests that the gene containing SNP_j is important. Therefore, group-FDR must be controlled to guarantee the reproducibility of the findings at the gene level, as identifying those significant genes for the given phenotype is equally important. One might assume that if the FDR for individual features is controlled, the group-FDR would naturally be controlled as well. However, the situation is not so simple, see Figure 1 in Katsevich and Sabatti [2019]. To control group-FDR, geneticists often perform gene-level tests independently, aggregating signals from multiple variants within the same coding region (Peterson *et al.* [2016]). However, this approach may not ensure consistency between gene and variant discoveries, leading to potential conflicts between findings at different levels (Barber and Ramdas [2017]). To avoid such problems, the multilayer knockoff filter (Katsevich and Sabatti [2019]) was developed, which examines all levels of resolution simultaneously and consistently, providing FDR control across all findings. It combines the innovative concepts of knockoffs and the p-filter (Barber and Ramdas [2017], Aaditya Ramdas and Jordan [2019]), by constructing knockoff statistics for each resolution separately and then determining the threshold vector using the p-filter framework. The multilayer knockoff filter has since been applied in various studies, including Sesia *et al.* [2019], Sesia *et al.* [2020], and so on.

The multilayer knockoff filter inherits the properties of the knockoff, such that its performance is poor when correlations among features are high (Spector and Janson [2022]). High correlation is a common phenomenon, especially in GWAS, where adjacent variants are often highly correlated. We observed that in a high-correlation setting, the Multiple Data Splitting (MDS) method (Chenguang Dai and Liu [2023]), as a knockoff-like method, achieves significantly higher power than knockoff while still maintaining FDR control. Therefore, a question arises, can we extend the MDS method to implement multilayer FDR control, similar to the multilayer knockoff filter? Doing so could potentially replace the multilayer knockoff filter and yield better results in high-correlation settings. Further, in a methodological context, can we confidently integrate knockoff and MDS based on prior knowledge while ensuring multilayer FDR control? More generally, can we develop a framework that includes most variable selection procedures and establish a flexible approach in which one can freely combine different methods within this framework to achieve controlled variable selection at multiple resolutions? By achieving this, we would have the flexibility to design multilayer-controlled variable selection procedures by selecting the most suitable base-level method for each layer. This forms the core focus of this paper.

Another motivation for this paper is the instability observed in the output of current multilayer-controlled variable selection procedures, making it difficult for researchers to make clear decisions in practical applications. For instance, even with fixed data, the model-X knockoff filter (Candes *et al.* [2018]) can produce inconsistent results due to its stochastic nature. That is to say, the knockoff of X_j is drawn randomly, meaning different runs may yield different selected sets. The multilayer knockoff filter, as an extension of the knockoff method, faces similar challenges. In recent variable selection methods like Rina *et al.* [2015], Candès *et al.* [2018], Chenguang Dai and Liu [2023], Xing *et al.* [2023], derandomized versions have been developed to address these issues. Inspired by the stability selection framework (Meinshausen and Bühlmann [2010], Shah and Samworth [2013]), Ren *et al.* [2023] proposed the Derandomizing knockoffs, which effectively reduces the variability of outcome while controlling the per family error rate (PFER) and the k family-wise error rate (k -FWER). To provide a guaranteed FDR bound, Ren and Barber [2024] proposed an alternative approach using e-values. Another example is the method proposed by Chenguang Dai and Liu [2023], where MDS is introduced to stabilize the selection result and boost the power of DS. It is observed that all the methods mentioned above attain derandomization by properly integrating the results of multiple runs of the original procedure. However, these types of derandomized methods only guarantee the FDR control for individual features, while those that control multilayer FDR are limited. The major statistical challenge in this process is that controlling FDR across multiple resolutions requires handling of the dependencies between layers. At the same time, derandomization demands an effective way to integrate the results of multiple runs, making it necessary to address both issues simultaneously.

1.2 Main ideas

In this article, we first present a unified framework for current variable selection procedures with FDR control. We then provide a flexible approach to generate variable selection with multilayer FDR control, utilizing base variable selection procedures within this framework. The key insight of our approach is the development of a generalized e-filter, which is a framework similar to p-filter (Barber and Ramdas [2017], Aaditya Ramdas and Jordan [2019]) and closely related to e-filter (Wang and Ramdas [2022], Gablenz and Sabatti [2024]), and the equivalence between these selection methods and generalized e-BH with a specific type of input. Note that the e-BH procedure is a multiple testing framework first proposed by Wang and Ramdas [2022]. The "e" in e-BH refers to e-values, which have recently gained attention as potential alternatives to p-values for measuring uncertainty, significance and evidence. To improve the stability of our approach, we further develop two derandomized versions of our proposed methods. This is done by firstly leveraging e-values obtained from multiple realizations of procedures to quantify the significance of each finding, and then aggregating the e-values via taking a weighted average. The weights of each realization can be either preset from side information or data-driven (beyond the scope of this article). We developed an eDS-filter as an application of our proposed method. It extends the DS and MDS (Chenguang Dai and Liu [2023]) to the multilayer setting by developing the group DS procedure, constructing DS e-values and then adopting the generalized e-filter. The development of group DS procedure is similar to the work of extending knockoffs to a group-sparse setting (Dai and Barber [2016]). It is worth mentioning that the eDS-filter is quite different from the MDS, where no additional assumptions are required to guarantee FDR control. We integrated eDS-filter and group knockoff filter to propose a more flexible approach called the eDS+gKF filter, where eDS is used to obtain generalized e-values for individuals and group knockoff (gKF) is used to obtain generalized e-values for groups. Other procedures like e-DMKF are also included.

The remainder of this paper is organized as follows. Section 2 frames the multilayer variable selection problem in rigorous mathematical terms, provides a unified framework for the recent popular controlled variable section procedures and develops the generalized e-BH and the generalized e-filter. After establishing the preliminary foundation in Section 2, we introduce the methodology for variable selection with multilayer FDR control in Section 3. We first develop the base approach and then provide two derandomized versions. Relevant algorithms, theoretical properties, and implementation details are also studied. In Section 4, we develop several

specific methods as applications, including eDS-filter, eDS+gKF filter and e-DMKF filter. Section 5 presents the performance of our proposed method on both simulated data and real data. Section 6 discusses the applicable scenarios and the future work of our proposed approach.

2 Preparatory work: problem setup, unified framework, generalized e-BH and e-filter

2.1 Problem setup: controlled multilayer variable selection

We firstly formalize the problem considered throughout this paper. Suppose the set of features (X_1, \dots, X_N) follows a N - dimensional distribution and we define the response variable as Y . Denote the n i.i.d samples as (\mathbf{y}, \mathbf{X}) , where $\mathbf{y} \in \mathbb{R}^n$ is a vector of response and $\mathbf{X} \in \mathbb{R}^{n \times N}$ is a known design matrix. We firstly formalize variable selection as a multiple hypothesis testing problem (Candes *et al.* [2018]) that

$$H_j : Y \perp\!\!\!\perp X_j | X_{-j}, \quad j = 1, \dots, N.$$

If H_j is null, then we call the feature X_j unrelevant. The goal of variable selection problem is to find the set of relevant features $\mathcal{H}_1 := \{j : H_j \text{ is not null}\}$, while the set of unrelevant features is defined as $\mathcal{H}_0 = [N] - \mathcal{H}_1$. We further consider a scenario where the set of features is interpreted at M different resolutions of inference. This is the case that features are divided into $G^{(m)}$ groups in the m th layer, denoted by $\{\mathcal{A}_g^{(m)}\}_{g \in [G^{(m)}]}$, $m \in [M]$. Then the g th group in layer m can be represented as $X_{\mathcal{A}_g^{(m)}}$, where $X_{\mathcal{A}_g^{(m)}} = \{X_j : j \in \mathcal{A}_g^{(m)}\}$. Note that $\{\mathcal{A}_g^{(m)}\}_{g \in [G^{(m)}]}$ should be determined beforehand according to our interests, while the overlapping groups and incomplete partitions are not considered in this paper. The selection problem at layer m is represented as

$$H_g^{(m)} : Y \perp\!\!\!\perp X_{\mathcal{A}_g^{(m)}} | X_{-\mathcal{A}_g^{(m)}}, \quad g \in [G^{(m)}],$$

where $X_{-\mathcal{A}_g^{(m)}} = \{X_j : j \in [N] - \mathcal{A}_g^{(m)}\}$. We assume the following equation holds

$$H_g^{(m)} = \bigcap_{j \in \mathcal{A}_g^{(m)}} H_j, \quad g \in [G], \quad m \in [M].$$

This assumption also appears in other papers like Katsevich and Sabatti [2019]. When the N - dimensional distribution of (X_1, \dots, X_N) has nonzero density or probability mass at the range of the random vector, this assumption holds. Under this assumption, the index set of unrelevant groups at layer m should be defined as

$$\mathcal{H}_0^{(m)} = \{g \in [G^{(m)}] : \mathcal{A}_g^{(m)} \subset \mathcal{H}_0\}.$$

Thus, given the selected features $\widehat{S} \subset [N]$, the selected groups in layer m is given by

$$\widehat{S}^{(m)} = \{g \in [G^{(m)}] : \mathcal{A}_g^{(m)} \cap \widehat{S} \neq \emptyset\}.$$

The false discovery rate at m th layer is defined as

$$\text{FDR}^{(m)} = \mathbb{E}[\text{FDP}^{(m)}], \quad \text{FDP}^{(m)} = \frac{|\widehat{S}^{(m)} \cap \mathcal{H}_0^{(m)}|}{|\widehat{S}^{(m)}| \vee 1},$$

where $|\cdot|$ measures the size of a set. Our goal is to determine such \widehat{S} of largest size that $\text{FDR}^{(m)}$ is controlled below the preset level $\alpha^{(m)}$ for all $m \in [M]$ simultaneously.

2.2 A unified framework for controlled variable selection procedures

We now present a unified framework for current variable selection procedures with FDR control, where we will leverage methods within this framework to generate variable selection with multilayer FDR control in Section 3. The following definition is based on the common framework followed by most variable selection procedures with FDR control.

Definition 2.1. *Suppose we have total N (groups) variables. For any $\alpha \in (0, 1)$, a (group) variable selection procedure $\mathcal{G}(\alpha) : \mathbb{R}^{n \times (N+1)} \rightarrow 2^{[N]}$ determines the rejection threshold t_α as*

$$t_\alpha = \arg \max_T R(T), \quad \text{subject to } \widehat{FDP}(T) = \frac{\widehat{V}(T)}{R(T) \vee 1} \leq \alpha,$$

where $\widehat{V}(T)$ and $R(T)$ respectively express the estimated number of false rejections and the number of rejections under threshold T , respectively. If procedure $\mathcal{G}(\alpha) : \mathbb{R}^{n \times (N+1)} \rightarrow 2^{[N]}$ controls FDR under finite sample by guaranteeing $\mathbb{E}[V(t_\alpha)/\widehat{V}(t_\alpha)] \leq 1$, we say $\mathcal{G} \in \mathcal{K}_{\text{finite}}$. Similarly, if it controls FDR asymptotically, we say $\mathcal{G} \in \mathcal{K}_{\text{asy}}$.

Remark 1. *It is possible to prove that existing procedures including [Rina et al. \[2015\]](#), [Xing et al. \[2023\]](#), [Chenguang Dai and Liu \[2023\]](#), [Guo et al. \[2022\]](#), [Du et al. \[2023\]](#) satisfy this definition. Furthermore, according to different approaches adopted to estimate the number of false discoveries, these popular controlled variable selection procedures can be divided into two classes: BH-based and knockoff-based. BH-based methods estimate $V(T)$ by probabilistic meaning of p -values. P -variable P_j satisfies $\mathbb{P}_{\text{null}}(P_j \leq \alpha) \leq \alpha$. If all p -variables are independent from each other, then $V(T)$ can be roughly estimated as $\pi_0 NT$, where $\pi_0 = |\mathcal{H}_0|/N$. When no information about π_0 can be obtained, $\pi_0 = 1$ is chosen and we get an upper bound estimate of $V(T)$. Actually, BH procedure ([Benjamini and Hochberg \[1995\]](#)) works in this fashion. Specifically, BH procedure determines the number of rejections by $\widehat{k}_\alpha = \max_k \{k \in \{1, \dots, N\} : \#\{i : P_i \leq \frac{\alpha \cdot k}{N}\} \geq k\}$, which is equivalent to determine the threshold $\widehat{t}_\alpha = \max_T \{T \in \{\frac{\alpha}{N}, \dots, \frac{\alpha \cdot N}{N}\} : \widehat{FDP}(T) = \frac{N \cdot T}{\#\{i : P_i \leq T\}} \leq \alpha\}$. It can be proved that $\mathbb{E}[\#\{i \in \mathcal{H}_0 : P_i \leq t_\alpha\}/Nt_\alpha] \leq 1$, which indicates that BH methods satisfy Definition 2.1. When p -values are dependent, [Benjamini and Yekutieli \[2001\]](#) proved that BH method achieves FDR control under positive dependence (PRDS), and also works under arbitrary dependence if a shrinkage of the control level by $\sum_{j=1}^n 1/j$ ($\approx \log n$) is applied. [Sarkar \[2002\]](#) studied the stepwise multiple testing procedures with PRDS. [Storey et al. \[2004\]](#) further discussed the BH for weak dependence. More developments regarding BH-based methods are omitted here. As for the second class, knockoff-based methods estimate $V(T)$ by the symmetry property of feature statistics. For instance, [Rina et al. \[2015\]](#) proposed the knockoff filter for low-dimensional Gaussian linear models, which overestimates $V(T) = \#\{j \in \mathcal{H}_0 : W_j \geq T\}$ as $\#\{j : W_j \geq -T\}$, thanks to the symmetry property of null feature statistics $\#\{j \in \mathcal{H}_0 : W_j \geq T\} \stackrel{d}{=} \#\{j \in \mathcal{H}_0 : W_j \leq -T\}$. Their kernel idea was to construct a set of competitor variables called knockoffs for the original set of variable, which were not associated with the response conditionally on the original variables, but its structure mirrored that of the original covariates. By leveraging the knockoffs, knockoff statistics satisfying the symmetry property can be constructed. Similarly, it can be proved that knockoff filter also satisfies Definition 2.1. The Model-X knockoff filter ([Candes et al. \[2018\]](#)) addresses the high-dimensional setting with an unknown conditional distribution of the response. However, the joint distribution of features must be specified in advance. Further developments, such as the robust knockoff ([Barber et al. \[2020\]](#)), follow the same framework mentioned above, so these are omitted here. [Chenguang Dai and Liu \[2023\]](#) proposed the Data Splitting method based on the spirit of knockoffs, which asymptotically controls the FDR under necessary assumptions. For each feature, DS constructs a mirror statistic by estimating two independent regression coefficients via splitting the sample, and then integrated in a clever way. The controlled FDR benefits from the mirror statistic's symmetry property that, for any null feature, its sampling distribution is symmetric about zero, whereas for a relevant feature, its sampling distribution has a positive mean. In Section 4, we prove that DS method belongs to \mathcal{K}_{asy} . Other procedures like Gaussian Mirror (GM) method ([Xing et al. \[2023\]](#)) are omitted here.*

We see the breadth of procedures targeted by Definition 2.1. The major contribution of this article is that we leverage the procedures satisfying Definition 2.1 to generate ones that provide FDR guarantees at multiple resolutions. For the convenience of further explanation, we use $\widehat{V}_{\mathcal{G}(\alpha)}$, $R_{\mathcal{G}(\alpha)}$, $\mathcal{G}(\alpha)$ to represent $\widehat{V}(t_\alpha)$, $R(t_\alpha)$, $\widehat{S}(t_\alpha)$ of \mathcal{G} respectively.

2.3 Generalized e-BH and generalized e-filter

In this subsection, we develop the generalized e-filter to provide multilayer FDR control for our approach in Section 3.

We start with the definition of e-value. Usually, e-value is regarded as good alternative of p-value in many statistical inference settings. Formally, we say a random variable P is a p-variable if $\mathbb{P}_{\text{null}}(P \leq \alpha) \leq \alpha$ for all $\alpha \in (0, 1)$. An e-variable E is a nonnegative extended random variable whose expectation is at most 1 under the null hypothesis, and an e-value is a one-time realization of an e-variable. For simplicity, we do not distinguish between the two concepts in this paper. It is clear that p-values tend to require precise information about the distribution of test statistics, while e-values only focus on the expectation, which is easier to construct and more robust. In fact, the e-values have very rich explanations from different perspectives, like betting scores, skeptic's capital, likelihood ratios, stopped supermartingales (Shafer [2021], Shafer and Vovk [2019], Grünwald *et al.* [2020], Howard *et al.* [2020]). When e-values are employed for multiple hypothesis testing, the larger e-values illustrate the evidence against the null hypothesis. Hence, the hypothesis is rejected when the e-value exceeds some threshold. The guarantee of type I error is promised by the Markov's inequality that $\mathbb{P}_{\text{null}}(E \geq \frac{1}{\alpha}) \leq \alpha \mathbb{E}_{\text{null}}(E)$ and the definition of E-variable that $\mathbb{E}_{\text{null}}(E) \leq 1$, which leads to $\mathbb{P}_{\text{null}}(E \geq \frac{1}{\alpha}) \leq \alpha$. That is to say, for any $\alpha \in (0, 1)$, we choose the threshold as $1/\alpha$. When the null hypothesis is true, the probability of falsely rejecting it is not large than α . The more precise control was studied in Ramdas and Manole [2023], which enable the higher power of multiple testing with e-values.

However, sometimes the exact e-values are not easy to construct, where the rough e-values also make sense. For example, Ren and Barber [2024] pointed out that relaxed e-values are enough to guarantee FDR control for e-BH method (Wang and Ramdas [2022]). In addition, in some cases, asymptotic relaxed e-values are also useful. Motivated by this, we provide the definition of generalized e-values.

Definition 2.2. For any $N \in \mathbb{Z}_+$ and hypothesis H_1, \dots, H_N , we have non-negative test statistics e_1, \dots, e_N . The sample size is denoted as $n \in \mathbb{Z}_+$ and the index set of null hypothesis is \mathcal{H}_0 . For $j \in \mathcal{H}_0$, if

$$\limsup_{n, N \rightarrow \infty} \mathbb{E}[e_j] \leq 1,$$

then we call e_j an asymptotic e-value. If

$$\sum_{j \in \mathcal{H}_0} \mathbb{E}[e_j] \leq N$$

holds in finite sample settings, then the non-negative test statistics e_1, \dots, e_N are called relaxed e-values. Otherwise, if

$$\limsup_{n, N \rightarrow \infty} \sum_{j \in \mathcal{H}_0} \mathbb{E}[e_j]/N \leq 1$$

holds, then the non-negative test statistics e_1, \dots, e_N are called asymptotic relaxed e-values. Both relaxed e-values and asymptotic relaxed e-values are called generalized e-values.

Note that in Section 4, we will construct the asymptotic relaxed e-values called DS e-values. Actually, a more rigorous expression of e_j is to write it as a function of n and N , like $e_j(n, N)$. Here, we simply represent it as e_j without causing ambiguity. With Definition 2.2, we can develop the generalized e-BH procedure and the generalized e-filter.

The generalized e-BH procedure. The input of the generalized e-BH procedure is the pre-set FDR level α and the set $\{e_1, \dots, e_N\}$ satisfying Definition 2.2, associated with the set of hypothesis H_1, \dots, H_N . The output of the procedure is the rejection set $S_{\text{gebh}} = \left\{ j : e_j \geq \frac{N}{\alpha \widehat{k}_{\text{gebh}}} \right\}$, where

$$\widehat{k}_{\text{gebh}} = \max \left\{ k \in [N] : \frac{ke_{[k]}}{N} \geq \frac{1}{\alpha} \right\}.$$

It is clear that the generalized e-BH procedure retains the framework of e-BH, but broadens the range of inputs, enabling us to link it to a class of controlled variable selection procedure (see Section 2.2). We will introduce the theoretical properties after introducing the generalized e-filter.

The generalized e-filter. Suppose that for each $m \in [M]$, we are given $\{e_g^{(m)}\}_{g \in [G^{(m)}]}$ associated with $\{H_g^{(m)}\}_{g \in [G^{(m)}]}$, where $\{e_g^{(m)}\}_{g \in [G^{(m)}]}$ satisfies Definition 2.2. Let $g(m, j)$ indexes the group that e_j belongs to at the m th layer. Consider that we are given thresholds $(t_1, \dots, t_M) \in [1, \infty]^M$. According to Subsection 2.1, H_j is rejected only when all groups containing X_j are rejected (i.e., $e_{g(m, j)}^{(m)} \geq t^{(m)}$ for all $m \in [M]$). So the rejection set is given by

$$\widehat{S}(t^{(1)}, \dots, t^{(M)}) = \left\{ j : \text{for any } m \in [M], e_{g(m, j)}^{(m)} \geq t^{(m)} \right\},$$

and the index set of rejections at layer m is given by

$$\widehat{S}^{(m)}(t^{(1)}, \dots, t^{(M)}) = \left\{ g : \widehat{S}(t^{(1)}, \dots, t^{(M)}) \cap \mathcal{A}_g^{(m)} \neq \emptyset \right\}.$$

However, not any thresholds $(t^{(1)}, \dots, t^{(M)}) \in [1, \infty]^M$ is admissible, because $\text{FDR}^{(m)}$ has to be controlled for all $m \in [M]$ simultaneously. Inspired by the unified framework of controlled variable selection procedure (see Definition 2.2), the thresholds $(t^{(1)}, \dots, t^{(M)})$ is called admissible if and only if $\widehat{\text{FDP}}^{(m)}(t^{(1)}, \dots, t^{(M)}) \leq \alpha^{(m)}$ holds for all $m \in [M]$, where $\widehat{\text{FDP}}^{(m)}(t^{(1)}, \dots, t^{(M)})$ is the estimate of $\text{FDP}^{(m)}(t^{(1)}, \dots, t^{(M)})$. So the admissible set of thresholds is defined as

$$\mathcal{T}(\alpha^{(1)}, \dots, \alpha^{(M)}) = \left\{ (t^{(1)}, \dots, t^{(M)}) \in [1, \infty]^M : \widehat{\text{FDP}}^{(m)}(t^{(1)}, \dots, t^{(M)}) \leq \alpha^{(m)} \text{ for all } m \right\}.$$

Similar to the generalized e-BH procedure, we define $\widehat{\text{FDP}}^{(m)}(t^{(1)}, \dots, t^{(M)})$ as

$$\widehat{\text{FDP}}^{(m)}(t^{(1)}, \dots, t^{(M)}) = \frac{\frac{1}{t^{(m)}} G^{(m)}}{\left| \widehat{S}^{(m)}(t^{(1)}, \dots, t^{(M)}) \right|}.$$

The rationality relies on that $V(t^{(m)}) \approx \sum_{g \in \mathcal{H}^{(m)}} \mathbb{P}(e_g^{(m)} \geq t^{(m)}) \leq |\mathcal{H}^{(m)}|/t^{(m)}$. If the minimum threshold $(\widehat{t}^{(1)}, \dots, \widehat{t}^{(M)}) \in \mathcal{T}$ is determined, we can compute the final selected features with maximum power. The generalized e-filter is given in Algorithm 1, where we show how the threshold $\widehat{t}^{(1)}, \dots, \widehat{t}^{(M)}$ can be computed efficiently. Clearly, the generalized e-BH method is a special case of the generalized e-filter when there is only a single partition ($M = 1$).

We discuss some related methods here. A closely related method in the literature, similar to the generalized e-filter, is the p-filter (Barber and Ramdas [2017]). This method provides a solution for multiple testing with multilayer FDR control when p-values satisfying the PRDS condition are available. The p-filter first attaches a p-value (via Simes global test) to each group and then for a set of thresholds $(t^{(1)}, \dots, t^{(M)}) \in [0, 1]^M$, an individual hypotheses (base-level hypotheses) is rejected if its corresponding Simes p-values at each layer are lower than corresponding threshold. The admissible thresholds are defined the same as ours, however, their $\widehat{\text{FDP}}^{(m)}(t^{(1)}, \dots, t^{(M)})$ equals to $t^{(m)} G^{(m)} / \left| \widehat{S}^{(m)}(t^{(1)}, \dots, t^{(M)}) \right|$. Subsequently, Aaditya Ramdas and Jordan [2019] proposed the unified approach based on the p-filter, allowing arbitrary dependencies between p-values by reshaping and possibly overlapping or incomplete partitions.

Algorithm 1: The generalized e-filter for multilayer FDR control

Input: $E^{(m)} = (e_1^{(m)}, \dots, e_{G^{(m)}}^{(m)}) \in [0, \infty)^{G^{(m)}}$ satisfying Definition 2.1, $m \in [M]$;
target FDR levels $\alpha^{(1)}, \dots, \alpha^{(M)}$;
partition m given by a set of groups $\{\mathcal{A}_1^{(m)}, \dots, \mathcal{A}_{G^{(m)}}^{(m)}\}$, $\mathcal{A}_g^{(m)} \subseteq [N]$, $m \in [M]$.

Initialize: $t^{(k)} = \frac{1}{\alpha^{(k)}}$, $k = 1, \dots, M$.

repeat
 for $m = 1, \dots, M$ **do**
 $t^{(m)} = \min \left\{ T \in [t^{(m)}, +\infty) : \frac{G^{(m)} \frac{1}{T}}{1 \vee |\widehat{S}^{(m)}(t^{(1)}, \dots, t^{(m-1)}, T, t^{(m+1)}, \dots, t^{(M)})|} \leq \alpha^{(m)} \right\}$.
 end
until until $t^{(1)}, \dots, t^{(M)}$ are all unchanged;

Output: the final threshold $\widehat{t}^{(m)} = t^{(m)}$ for $m = 1, \dots, M$ and $\widehat{S}(\widehat{t}^{(1)}, \dots, \widehat{t}^{(M)})$.

Prior knowledge about which hypotheses are null and the scientific importance of hypotheses is also considered. In addition, recently, Wang and Ramdas [2022] proposed a similar analog of BH method for e-values, called e-BH procedure, and claimed that an analog of the p-filter for e-values can also be obtained. In the appendix of Gablenz and Sabatti [2024], authors described the e-filter, where the input is a set of e-values, and use the arithmetic mean to combine e-values within each group. For the generalized e-filter, resolutions need to be predetermined, which is different from Gablenz and Sabatti [2024], whose resolution is adaptive. Comparing with e-filter, the generalized e-filter broadens the range of inputs. Other methods like Yekutieli [2008], Benjamini and Bogomolov [2014], Katsevich *et al.* [2023] are omitted here.

2.4 Theoretical analysis

In this section, we present some theoretical properties related to generalized e-BH and generalized e-filter.

Proposition 2.3. For any $\alpha^{(1)}, \dots, \alpha^{(M)} \in (0, 1)$ and any sequence of generalized e-values $\{e_g^{(m)}\}_{g \in [G^{(m)}]}$, $m \in [M]$. Define

$$\widehat{t}^{(m)} = \min \left\{ t^{(m)} : (t^{(1)}, \dots, t^{(M)}) \in \mathcal{T}(\alpha^{(1)}, \dots, \alpha^{(M)}) \right\}$$

for each $m = 1, \dots, M$. Then

$$(\widehat{t}^{(1)}, \dots, \widehat{t}^{(M)}) \in \mathcal{T}(\alpha^{(1)}, \dots, \alpha^{(M)}).$$

Note that both p-filter (Barber and Ramdas [2017]) and multilayer knockoff filter (Katsevich and Sabatti [2019]) share this property, and the proof of this proposition is almost identical to previous versions. Proposition 2.3 means that $\mathcal{T}(\alpha^{(1)}, \dots, \alpha^{(M)})$ has a well-defined lower left-hand corner, so it ensures a well-defined generalized e-filter. Therefore, the final rejection set of the generalized e-filter is $\widehat{S}(\widehat{t}^{(1)}, \dots, \widehat{t}^{(M)})$.

Proposition 2.4. The output $\widehat{t}^{(1)}, \dots, \widehat{t}^{(M)}$ of Algorithm 1 is exactly what Proposition 2.3 defined.

The proof is similar to p-filter (Barber and Ramdas [2017]) and is provided in appendix. Clearly, $t^{(m)}$ lies in the set $\{G^{(m)}/(\alpha^{(m)}k) : k \in [G^{(m)}]\} \cup \{\infty\}$ for each $m \in [M]$. Thus, the Algorithm 1 is obvious for convergence and it terminates after at most $G^{(1)} + G^{(2)} + \dots + G^{(M)} + 1$ passes through the outer loop.

Theorem 2.5. For any $N \in \mathbb{Z}_+$, let threshold $(\widehat{t}^{(1)}, \dots, \widehat{t}^{(M)})$ be defined as Proposition 2.3. Then the following properties hold for $m = 1, \dots, M$ simultaneously:

- If $\{e_g^{(m)}\}$ is a set of e-values, then the selected set \widehat{S} of the generalized e-filter satisfies

$$\text{FDR}^{(m)} \leq \pi_0^{(m)} \alpha^{(m)},$$

where $\pi_0^{(m)} = \frac{|\mathcal{H}_0^{(m)}|}{G^{(m)}}$ is known as the null proportion.

- If $\{e_g^{(m)}\}$ is a set of relaxed e-values. Then the selected set \widehat{S} of the generalized e-filter satisfies

$$\text{FDR}^{(m)} \leq \alpha^{(m)}.$$

- If $\{e_g^{(m)}\}$ is a set of asymptotic e-values. Then the selected set \widehat{S} of the generalized e-filter satisfies

$$\limsup_{n, N \rightarrow \infty} \text{FDR}^{(m)} \leq \bar{\pi}_0^{(m)} \alpha^{(m)},$$

where $\bar{\pi}_0^{(m)} := \limsup_{N \rightarrow \infty} \frac{|\mathcal{H}_0^{(m)}|}{G^{(m)}}$.

- If $\{e_g^{(m)}\}$ is a set of asymptotic relaxed e-values. Then the selected set \widehat{S} of the generalized e-filter satisfies

$$\limsup_{n, N \rightarrow \infty} \text{FDR}^{(m)} \leq \alpha^{(m)}.$$

We provided the proof of Theorem 2.5 in appendix. Note that different layers can correspond different types of generalized e-values. In addition, the above theorem holds for arbitrary dependence structure among the generalized e-values. A special case is observed at $M = 1$, where the Theorem 2.5 degrades to the properties for the generalized e-BH method.

3 Methodology: generating controlled variable selection at multiple resolutions

In this section, we introduce a flexible approach for conducting variable selection with multilayer FDR control, by leveraging the generalized e-filter and a universal construction of generalized e-values. The construction of generalized e-values rely on the Definition 2.1. Compared with multilayer knockoff filter which uses knockoff statistics to measure feature importance, our method is more flexible, allowing for different $\mathcal{G} \in \mathcal{K}_{\text{finite}} \cup \mathcal{K}_{\text{asy}}$ to be used at different layers. This flexibility enables one to attain higher power since one can choose the most powerful method at each layer according to prior knowledge. First, we introduce the preliminary procedure. Based on this, we provide two derandomized versions to obtain more stable methods.

3.1 The preliminary procedure

Constructing generalized e-values. The flexibility of our procedure depends on constructing universal e-values for different procedures $\mathcal{G} \in \mathcal{K}_{\text{finite}} \cup \mathcal{K}_{\text{asy}}$. For any procedure $\mathcal{G} \in \mathcal{K}_{\text{finite}} \cup \mathcal{K}_{\text{asy}}$, an equivalence relationship with generalized e-BH can be established through a clever set of generalized e-values satisfying Definition 2.2. This is summarized in the following theorem.

Theorem 3.1. *For any multiple hypothesis testing procedure $\mathcal{G} \in \mathcal{K}_{\text{finite}} \cup \mathcal{K}_{\text{asy}}$, the set of its rejections is equal to the set of rejections for the generalized e-BH procedure with the same FDR level α , when the input is a list of one-bit generalized e-values defined as*

$$e_j = N \cdot \frac{\mathbb{I}\{j \in \mathcal{G}(\alpha)\}}{\widehat{V}_{\mathcal{G}(\alpha)}}, \quad j \in [N].$$

Algorithm 2: Variable selection procedures with multilayer FDR control: separately process, translate, reprocess

Input: Data (\mathbf{X}, \mathbf{y}) ;
target FDR levels $\alpha^{(1)}, \dots, \alpha^{(M)}$;
original FDR levels $\alpha_0^{(1)}, \dots, \alpha_0^{(M)}$;
partition m given by a set of groups $\{\mathcal{A}_1^{(m)}, \dots, \mathcal{A}_{G^{(m)}}^{(m)}\}$, $\mathcal{A}_g^{(m)} \subseteq [n]$, $m \in [M]$.

for $m = 1, \dots, M$ **do**
 Separately running any fixed procedure $\mathcal{G}^{(m)} \in \mathcal{K}_{\text{finite}} \cup \mathcal{K}_{\text{asy}}$ at layer m with
 original FDR levels $\alpha_0^{(1)}, \dots, \alpha_0^{(M)}$.
 Translate the result to generalized e-values $e_g^{(m)} = \frac{G^{(m)}}{\widehat{V}_{\mathcal{G}^{(m)}(\alpha_0^{(m)})}} \cdot \mathbb{I}\{g \in \mathcal{G}^{(m)}(\alpha_0^{(m)})\}$.

end

Initialize: $t^{(1)} = \frac{1}{\alpha^{(1)}}, \dots, t^{(M)} = \frac{1}{\alpha^{(M)}}$.

repeat
 for $m = 1, \dots, M$ **do**
 $t^{(m)} = \min \left\{ T \in [t^{(m)}, +\infty) : \frac{G^{(m) \frac{1}{T}}}{1 \sqrt{|\widehat{S}^{(m)}(t^{(1)}, \dots, t^{(m-1)}, T, t^{(m+1)}, \dots, t^{(M)})|}} \leq \alpha^{(m)} \right\}$,
 where $\widehat{S}^{(m)}$ following the base e-filter with input $e_g^{(m)}$ computed above.
 end

until *until* $t^{(1)}, \dots, t^{(M)}$ are all unchanged;

Output: the reprocessed final threshold $\widehat{t}^{(m)} = t^{(m)}$ for $m \in [M]$ and $\widehat{S}(\widehat{t}^{(1)}, \dots, \widehat{t}^{(M)})$.

We note that Theorem 3.1 along with Theorem 2.5 provide an alternative explanation of the FDR control of $\mathcal{G} \in \mathcal{K}_{\text{finite}} \cup \mathcal{K}_{\text{asy}}$, since \mathcal{G} gives identical output to the generalized e-BH procedure. In fact, for procedure \mathcal{G} , if we can prove that $\mathcal{G} \in \mathcal{K}_{\text{finite}} \cup \mathcal{K}_{\text{asy}}$, then we can prove that the e_j 's conform to a certain property in Definition 2.2. Then with Theorem 2.5, the FDR control can be established. Furthermore, Theorem 3.1 enables us to establish connections between various multiple variable selection procedures and the generalized e-BH, thus allowing us to utilize the advantages of generalized e-values. Since the e-values are defined by expectation and are used to quantify the significance of each rejection, the evidence obtained from multiple mutually dependent analyses of the same data can be seamlessly aggregated Bashari *et al.* [2024], which easily leads to the derandomized versions. When \mathcal{G} refers to the model-X knockoffs (Candes *et al.* [2018]), Ren and Barber [2024] found that the knockoffs procedure in essence is an e-BH procedure, which is exactly a corollary of our Theorem 3.1. By leveraging this, the derandomized knockoffs with FDR control are proposed, where the derandomization is achieved by aggregating the e-values resulting from multiple knockoff realizations. For fixed-X knockoffs (Rina *et al.* [2015]), robust knockoffs (Barber *et al.* [2020]), multienvironment knockoffs (Li *et al.* [2022]) and knockoffs with side information (Ren and Candès [2023]), their derandomized versions are also discussed. We note that this theorem differs from the previous ones proposed by Ren and Barber in two main ways. Firstly, the procedure \mathcal{G} can be knockoff methods. Secondly, the main purpose of constructing the generalized e-values here is not to achieve derandomization, but to obtain a set of e-statistics that can measure the importance of features for the input of the generalized e-filter.

Separately process, translate, reprocess. With the above preparation, we now introduce the preliminary procedure. Consider the problem setup in Section 2.1, where the features are interpreted at M partitions of interest, with the m th partition given by $\{\mathcal{A}_g^{(m)}\}_{g \in G^{(m)}}$. We intend to select relevant features and groups while controlling the $\text{FDR}^{(m)}$ below the level $\alpha^{(m)}$ (under finite sample or asymptotically) for all $m \in [M]$ simultaneously. The base procedure is illustrated in Algorithm 2. Specifically, the procedure can be summarized as the following steps.

step1 For each layer $m \in [M]$, choose any fixed procedure $\mathcal{G}^{(m)} \in \mathcal{K}_{\text{finite}} \cup \mathcal{K}_{\text{asy}}$. Usually, we choose the most powerful method based on the prior knowledge about the m th layer. Then choose the original FDR levels $\alpha_0^{(1)}, \dots, \alpha_0^{(M)}$ and separately process the procedure $\mathcal{G}^{(m)}$ with $\alpha^{(m)}$. The rejection set is marked as $\mathcal{G}^{(m)}(\alpha_0^{(m)})$ and the estimated number of false discoveries is marked as $\widehat{V}_{\mathcal{G}^{(m)}(\alpha_0^{(m)})}$.

step2 For each layer $m \in [M]$, translate the above result to a list of generalized e-values $\{e_g^{(m)}\}_{g \in [G^{(m)})}$, where

$$e_g^{(m)} = G^{(m)} \cdot \frac{\mathbb{I}\{g \in \mathcal{G}^{(m)}(\alpha_0^{(m)})\}}{\widehat{V}_{\mathcal{G}^{(m)}(\alpha_0^{(m)})}}.$$

step3 Use the generalized e-values as the input for Algorithm 1 and run it with the target FDR level $\alpha^{(1)}, \dots, \alpha^{(M)}$.

Theorem 3.2. *Given any original FDR level $(\alpha_0^{(1)}, \dots, \alpha_0^{(M)}) \in (0, 1)^M$ and target FDR level $(\alpha^{(1)}, \dots, \alpha^{(M)}) \in (0, 1)^M$, for each $m \in [M]$, if $\mathcal{G}^{(m)} \in \mathcal{K}_{\text{finite}}$, then $FDR^{(m)}$ provided by Algorithm 2 satisfies $FDR^{(m)} \leq \alpha^{(m)}$ in finite sample settings. If $\mathcal{G}^{(m)} \in \mathcal{K}_{\text{asy}}$, then Algorithm 2 controls $FDR^{(m)}$ below $\alpha^{(m)}$ asymptotically.*

The establishment of this theorem is not surprising, since the validity of multiple testing procedures with e-values depends only on the expected values of e-value. So no assumptions are needed on the dependence structure among the e-values, including within-layer dependence and between-layer dependence. Meanwhile, we see that the original FDR levels do not affect FDR guarantee at multiple resolutions, however, these may instead affect the power of this approach. The question worth exploring is how to select these parameters to obtain the highest power?, which is discussed in Section 3.3.

Our proposed method is quite different from the fashion of multilayer knockoff filter. Firstly, multilayer knockoff filter uses knockoff statistics to measure the feature or group importance at each layer. However, we allow the procedure $\mathcal{G}^{(m)}$ to be different across layers, which gives great convenience in practice, since it enables us to take advantage of each other simultaneously. Secondly, multilayer knockoff filter needs additional techniques to deal with the between-layer dependencies, which is not convenient and sometimes leads to power loss. For example, to guarantee the multilayer FDR control, [Katsevich and Sabatti \[2019\]](#) conservatively expanded the estimated number of false rejections by a factor of 1.93.

Power analysis. At first glance, Algorithm 2 is powerful and reliable, because $\{e_g^{(m)}\}_{g \in [G^{(m)})}$ restore the result of $\mathcal{G}^{(m)}$ (Theorem 3.1) and the control of $FDR^{(m)}$ is also guaranteed (Theorem 3.2). When the results of the separately running of each layer are consistent, the power is same as the power of just running the filter of individuals $\mathcal{G}^{(1)}$. However, compared to its single-layer version $\mathcal{G}^{(1)}$, the power may decrease when the result of different layers conflicts, i.e, there exist $m \in [M]$, s.t.

$$\mathcal{G}^{(m)}(\alpha_0^{(m)}) \neq \left\{g : \mathcal{G}^{(1)}(\alpha_0^{(1)}) \cap A_g^{(m)} \neq \emptyset\right\}.$$

This is also a property of multilayer knockoff filter ([Katsevich and Sabatti \[2019\]](#)) and can be seen as a sacrifice of providing multilayer FDR control. However, compared with multilayer knockoff filter, the ability of Algorithm 2 to deal with conflicts of different layers heavily relies on the original FDR levels $(\alpha_0^{(1)}, \dots, \alpha_0^{(M)})$. This is due to the reason that for any layer m , $\{e_g^{(m)}\}_{g \in [G^{(m)})}$ is one-bit, which means that groups that are initially rejected by $\mathcal{G}^{(m)}$ are considered equally important. But in reality, the test statistics of groups initially rejected by $\mathcal{G}^{(m)}$ is not the same. More specifically, if the threshold vector $(t^{(1)}, \dots, t^{(M)}) \in \mathcal{T}(\alpha^{(1)}, \dots, \alpha^{(M)})$ satisfying $t^{(m)} \widehat{V}_{\mathcal{G}^{(m)}(\alpha_0^{(m)})} \leq G^{(m)}$ exists, then the output of Algorithm 2 is

Algorithm 3: Derandomized procedure with fixed weights

Input: Data (\mathbf{X}, \mathbf{y}) ;
target FDR levels $\alpha^{(1)}, \dots, \alpha^{(M)}$;
original FDR levels $\alpha_0^{(1)}, \dots, \alpha_0^{(M)}$;
partition m given by a set of groups $\{\mathcal{A}_1^{(m)}, \dots, \mathcal{A}_{G^{(m)}}^{(m)}\}$, $\mathcal{A}_g^{(m)} \subseteq [n]$, $m \in [M]$;
Choose $\mathcal{G}_r^{(m)} \in \mathcal{K}_{\text{finite}} \cup \mathcal{K}_{\text{asy}}$, $m \in [M]$, $r \in [R]$.
for $r = 1, \dots, R$ **do**
 Separately running $\mathcal{G}_r^{(m)} \in \mathcal{K}_{\text{finite}} \cup \mathcal{K}_{\text{asy}}$ with original FDR levels $\alpha_0^{(m)}$ at layer m ,
 $m \in [M]$.
 Compute the generalized e-values $e_{gr}^{(m)} = \frac{G^{(m)}}{\widehat{V}_{\mathcal{G}_r^{(m)}(\alpha_0^{(m)})}} \cdot \mathbb{I}\{g \in \mathcal{G}_r^{(m)}(\alpha_0^{(m)})\}$, $m \in [M]$.
end
Compute the weighted averaged e-values $\bar{e}_g^{(m)} = \frac{1}{R} \sum_{r \in [R]} w_r^{(m)} e_{gr}^{(m)}$, $g \in [G^{(M)}]$, $m \in [M]$.
Initialize: $t^{(1)} = \frac{1}{\alpha^{(1)}}, \dots, t^{(M)} = \frac{1}{\alpha^{(M)}}$.
repeat
 for $m = 1, \dots, M$ **do**
 $t^{(m)} = \min \left\{ T \in [t^{(m)}, +\infty) : \frac{G^{(m)} \frac{1}{t^{(m)}}}{1 \sqrt{|\widehat{S}^{(m)}(t^{(1)}, \dots, t^{(m-1)}, T, t^{(m+1)}, \dots, t^{(M)})|}} \leq \alpha^{(m)} \right\}$,
 where $\widehat{S}^{(m)}$ following the base e-filter with input $\bar{e}_g^{(m)}$ computed above.
 end
until $t^{(1)}, \dots, t^{(M)}$ are all unchanged;
Output: the reprocessed final threshold $\widehat{t}^{(m)} = t^{(m)}$ for $m \in [M]$ and $\widehat{S}(\widehat{t}^{(1)}, \dots, \widehat{t}^{(M)})$.

$\widehat{S}(G^{(1)}/\alpha^{(1)}|\mathcal{G}^{(1)}(\alpha_0^{(1)})|, \dots, G^{(M)}/\alpha^{(M)}|\mathcal{G}^{(M)}(\alpha_0^{(M)})|)$. Otherwise, Algorithm 2 makes no rejections. Therefore, we must choose the appropriate $(\alpha_0^{(1)}, \dots, \alpha_0^{(M)})$ to avoid no power. Another solution to this problem is to obtain more precise e-values that can distinguish between the importance of different features and different groups. We note that if $\mathcal{G}^{(m)}$ is not stable, then this can be achieved by our derandomized procedure. In addition, adopting techniques such as conditional calibration (Lee and Ren [2024]) are also expected to improve the power of our procedure.

3.2 The derandomized procedure with e-values integration

We have explained the difficulty of developing derandomized methods with multilayer FDR control in the introduction. Here, we introduce our derandomized variable selection procedure with multilayer FDR control by leveraging e-values integration. As our preliminary procedure, the derandomized version not only decreases the variability of the output but also helps to obtain more precise generalized e-values. In addition, we provide another general derandomized method for procedures based on the framework of multilayer knockoff filter.

Now we introduce the derandomized version of the preliminary procedure. Reviewing step 3.1 of Algorithm 2, for each layer $m \in [M]$, we choose procedure $\mathcal{G}^{(m)}$ and then run it under the original level $\alpha_0^{(m)}$. To eliminate the impact of internal randomness, we repeat the procedure multiple times and integrate these realizations. Specifically, for each layer $m \in [M]$ and each run $r \in [R]$, we choose the procedure $\mathcal{G}_r^{(m)}$ and usually, we consider $\mathcal{G}_r^{(m)}$ be the same when r varies. We compute the r -th selection set $\mathcal{G}_r^{(m)}(\alpha_0^{(m)})$ and the r -th estimated number of false discoveries $\widehat{V}_{\mathcal{G}_r^{(m)}(\alpha_0^{(m)})}$. Let

$$e_{gr}^{(m)} = G^{(m)} \cdot \frac{\mathbb{I}\{g \in \mathcal{G}_r^{(m)}(\alpha_0^{(m)})\}}{\widehat{V}_{\mathcal{G}_r^{(m)}(\alpha_0^{(m)})}}$$

be the corresponding generalized e-value, so that the r -th selected set $\mathcal{G}_r^{(m)}(\alpha_0^{(m)})$ is equivalent to running the generalized e-BH on $e_{1r}^{(m)}, \dots, e_{G^{(m)}r}^{(m)}$. We then aggregate the e-values obtained from R realizations by taking a weighted average that

$$\bar{e}_g^{(m)} = \sum_{r=1}^R \omega_r^{(m)} e_{gr}^{(m)}, \quad \sum_{r=1}^R \omega_r^{(m)} = 1,$$

where $\{\omega_r^{(m)}\}_{r \in [R]}$ are the appropriate normalized weights. Note that $\omega_r^{(m)}$ allows us to distinguish the importance of different implementations, which may result in a more accurate generalized e-value and thus improve the power. In this paper, we refer to these weights as prior knowledge, thus representing relevant side information. When there is no prior knowledge to obtain, it is common to take $\omega_r^{(m)} = 1/R$. It is possible and preferable to allow these weights to be data-driven and we leave this to future work. Here, we note that for the sake of symbolic simplicity, the number of runs is uniformly denoted as R . However, the runs of $\mathcal{G}^{(m)}$ can be different when m changes. Specifically, when $\mathcal{G}^{(m)}$ is stable, we only need to run it once.

In this way, we obtain a stable set of generalized e-values. By applying step 3.1 at the target levels $\alpha^{(1)}, \dots, \alpha^{(M)}$, we can obtain a stable set of selected features \hat{S}_{derand} . From this, the set of selected groups can be easily computed. In fact, $\bar{e}_g^{(m)}$ can be viewed as the weighted selection frequency of g th feature or group at layer m . Since $\bar{e}_g^{(m)}$ are no longer one-bit, the dilemma of zero power of Algorithm 2 is naturally solved. The complete procedure is summarized in Algorithm 3. The following theorem indicates that the derandomized procedure can simultaneously control $\text{FDR}^{(m)}$ at level $\alpha^{(m)}$.

Theorem 3.3. *Given any original FDR level $(\alpha_0^{(1)}, \dots, \alpha_0^{(M)}) \in (0, 1)^M$, target FDR level $(\alpha^{(1)}, \dots, \alpha^{(M)}) \in (0, 1)^M$, and any number of procedure realizations $R \geq 1$, for each $m \in [M]$, if $\mathcal{G}^{(m)} \in \mathcal{K}_{\text{finite}}$, then the selected set \hat{S}_{derand} computed by Algorithm 3 satisfies $\text{FDR}^{(m)} \leq \alpha^{(m)}$ in finite sample settings. If $\mathcal{G}^{(m)} \in \mathcal{K}_{\text{asy}}$, then Algorithm 3 satisfies $\text{FDR}^{(m)} \leq \alpha^{(m)}$ asymptotically.*

This theorem can be degenerated into the Theorem 3 in Ren and Barber [2024], when $M = 1$, $\omega_r^{(m)} = 1/R$, and $\mathcal{G}_r^{(m)}$ be the model-X knockoff filter (Candes et al. [2018]). Another special case is $R = 1$ for all $m \in [M]$, where the derandomized procedure reduces to the proposed preliminary procedure described as Algorithm 2.

3.2.1 Other derandomized methods and the comparison

The Algorithm 3 is a derandomized version of the preliminary procedure, which integrate e-values before multilayer filtering. In this section, we present another version, which can be utilized to derandomize other variable selection procedures with multilayer FDR control besides our preliminary procedure, like multilayer knockoff filter. This version integrate e-values after multilayer filtering. In short, we run the Algorithm 2 or methods like multilayer knockoff filter multiple times in its entirety and then covert the result of each running into generalized e-values. Then we run Algorithm 2 with the final aggregated generalized e-values.

We denote the variable selection procedure with multilayer FDR control as \mathcal{G}_r , where \mathcal{G}_r can be multilayer knockoff filter or our preliminary procedure given at Algorithm 2 (in this case we describe \mathcal{G}_r as $(\mathcal{G}_r^{(1)}, \dots, \mathcal{G}_r^{(M)})$). We let \mathcal{G}_r remains unchanged as r varies. Let $\mathcal{G}_r(\alpha_0^{(1)}, \dots, \alpha_0^{(M)})$ be the rejection set of \mathcal{G}_r under the original FDR level $(\alpha_0^{(1)}, \dots, \alpha_0^{(M)})$. To distinguish the set obtained by running $\mathcal{G}_r^{(m)}$ separately, we let $\mathcal{G}_r^{[m]}(\alpha_0^{(m)})$ be the set of rejected groups at layer m of $\mathcal{G}_r(\alpha_0^{(1)}, \dots, \alpha_0^{(M)})$. Thus, $\hat{V}_{\mathcal{G}_r^{[m]}(\alpha_0^{(m)})}$ represents the estimated false discoveries at layer m of $\mathcal{G}_r(\alpha_0^{(1)}, \dots, \alpha_0^{(M)})$. Let

$$e_{gr}^{(m)} = G^{(m)} \cdot \frac{\mathbb{I}\{g \in \mathcal{G}_r^{[m]}(\alpha_0^{(m)})\}}{\hat{V}_{\mathcal{G}_r^{[m]}(\alpha_0^{(m)})}}$$

Algorithm 4: Another derandomized procedure with fixed weights

Input: Data (\mathbf{X}, \mathbf{y}) ;
 target FDR levels $\alpha^{(1)}, \dots, \alpha^{(M)}$;
 original FDR levels $\alpha_0^{(1)}, \dots, \alpha_0^{(M)}$;
 partition m given by a set of groups $\{\mathcal{A}_1^{(m)}, \dots, \mathcal{A}_{G^{(m)}}^{(m)}\}$, $\mathcal{A}_g^{(m)} \subseteq [n]$, $m \in [M]$;
 Choose multilayer variable selection procedure \mathcal{G}_r , where \mathcal{G}_r can be MKF-like methods or the preliminary procedure described as
 $\mathcal{G}_r = (\mathcal{G}_r^{(1)}, \dots, \mathcal{G}_r^{(M)})$, $\mathcal{G}_r^{(m)} \in \mathcal{K}_{\text{finite}} \cup \mathcal{K}_{\text{asy}}$ for all $m \in [M]$, $r \in [R]$.
for $r = 1, \dots, R$ **do**
 Run \mathcal{G}_r restricted to the input above and compute $\mathcal{G}_r(\alpha_0^{(1)}, \dots, \alpha_0^{(M)})$ and $\widehat{V}_{\mathcal{G}_r^{[m]}}$, $m \in [M]$.
 Compute the generalized e-values $e_{gr}^{(m)} = \frac{G^{(m)}}{\widehat{V}_{\mathcal{G}_r^{[m]}}} \cdot \mathbb{I}\{g \in \mathcal{G}_r^{[m]}\}$, $m \in [M]$.
end
 Compute the weighted averaged e-values $\bar{e}_g^{(m)} = \sum_{r=1}^R \omega_r^{(m)} e_{gr}^{(m)}$.
Initialize: $t^{(1)} = \frac{1}{\alpha^{(1)}}$, \dots , $t^{(M)} = \frac{1}{\alpha^{(M)}}$.
repeat
for $m = 1, \dots, M$ **do**
 $t^{(m)} = \min \left\{ T \in [t^{(m)}, +\infty) : \frac{G^{(m)} \frac{1}{T}}{1 \vee |\widehat{S}^{(m)}(t^{(1)}, \dots, t^{(m-1)}, T, t^{(m+1)}, \dots, t^{(M)})|} \leq \alpha^{(m)} \right\}$,
 where $\widehat{S}^{(m)}$ following the base e-filter with input $\bar{e}_g^{(m)}$ computed above.
end
until $t^{(1)}, \dots, t^{(M)}$ are all unchanged;
Output: the reprocessed final threshold $\widehat{t}^{(m)} = t^{(m)}$ for $m \in [M]$ and $\widehat{S}(\widehat{t}^{(1)}, \dots, \widehat{t}^{(M)})$.

be the corresponding e-values. However, readers are required to pay attention to the differences in the notation of generalized e-values here. Then for each $g \in [G^{(m)}]$, we aggregate the e-values obtained from these multiple realizations by taking a weighted average that

$$\bar{e}_g^{(m)} = \sum_{r=1}^R \omega_r^{(m)} e_{gr}^{(m)}.$$

Finally, by applying the step 3 at the target levels $\alpha^{(1)}, \dots, \alpha^{(M)}$, the selected features $\widehat{S}_{\text{derand}}$ and the set of selected groups can be computed. We summarized this derandomized procedure as Algorithm 4. The following two theorems demonstrate the rationality of this method.

Theorem 3.4. *Let $\mathcal{G}_r(\alpha_0^{(1)}, \dots, \alpha_0^{(M)})$ be the set of selected features of the multilayer variable selection procedure \mathcal{G}_r with preset level $(\alpha_0^{(1)}, \dots, \alpha_0^{(M)})$, where \mathcal{G}_r can be multilayer knockoff filter or the method defined as Algorithm 2. Let $\widehat{S}_r(\alpha_0^{(1)}, \dots, \alpha_0^{(M)})$ be the set of selected features for the generalized e-filter applied to $\{e_{gr}^{(m)}\}_{m \in [M]}$ with the same preset level $(\alpha_0^{(1)}, \dots, \alpha_0^{(M)})$, where $e_{gr}^{(m)}$ is defined as above. Then $\mathcal{G}_r(\alpha_0^{(1)}, \dots, \alpha_0^{(M)}) = \widehat{S}_r(\alpha_0^{(1)}, \dots, \alpha_0^{(M)})$.*

This reveals the fact that the r -th selected set of multilayer knockoff filter or Algorithm 2 is equivalent to running generalized e-filter on $\{e_g^{(m),r}\}_{m \in [M]}$ with the same FDR levels. Note that a special case of Theorem 3.4 occurs when $M = 1$, in which case it simplifies to Theorem 3.1.

Theorem 3.5. *Suppose any original FDR level $(\alpha_0^{(1)}, \dots, \alpha_0^{(M)}) \in (0, 1)^M$, target FDR level $(\alpha^{(1)}, \dots, \alpha^{(M)}) \in (0, 1)^M$, and any number of procedure realizations $R \geq 1$ are given. When \mathcal{G}_r refers to MKF(c)+, then Algorithm 4 satisfies*

$$FDR^{(m)} \leq \frac{c_{kn}}{c} \alpha^{(m)}$$

for each $m \in [M]$, where $c_{kn} = 1.96$. When \mathcal{G}_r refers to $(\mathcal{G}_r^{(1)}, \dots, \mathcal{G}_r^{(M)})$, for $m \in [M]$, if $\mathcal{G}_r^{(m)} \in \mathcal{K}_{finite}$, then the selected set \widehat{S}_{derand} computed by Algorithm 4 satisfies $FDR^{(m)} \leq \alpha^{(m)}$ in finite sample settings. If $\mathcal{G}_r^{(m)} \in \mathcal{K}_{asy}$, then Algorithm 4 satisfies $FDR^{(m)} \leq \alpha^{(m)}$ asymptotically.

The proof is presented in the appendix. We can use Algorithm 4 to eliminate the randomness of some existing filters, like multilayer knockoff filter (Katsevich and Sabatti [2019]).

3.3 Choice of parameters

At Algorithm 2, 3, 4, we are free to choose the target FDR levels $\alpha^{(1)}, \dots, \alpha^{(M)}$ and original FDR levels $\alpha_0^{(1)}, \dots, \alpha_0^{(M)}$. We observe that the target FDR levels determine the ultimate FDR guarantee of each layer, while the original FDR levels do not affect this FDR guarantee. However, different original FDR levels often lead to different selected features, which implies that these parameters may affect the power. In fact, for derandomized knockoffs, Ren and Barber [2024] give a rough analysis about the choice of parameters when non-nulls have extremely strong signals. When we replace knockoff method with any $\mathcal{G} \in \mathcal{K}_{finite} \cup \mathcal{K}_{asy}$, relevant analysis still holds. That is to say, for each run r , suppose the procedure \mathcal{G} select the set of all non-nulls A . Thus, the number of false discoveries $|\mathcal{G}_r(\alpha_0) \cap S_0|$ approximates $\alpha_0|A|/(1 - \alpha_0)$, because of the fact that $\widehat{FDP} \approx FDP \approx \alpha_0$. This further leads that $\bar{e}_j \approx p/(\alpha_0|A|/(1 - \alpha_0))$ for $j \in A$ and $\bar{e}_j \approx 0$ for $j \in [N] - A$. To ensure the set A is selected by the generalized e-BH procedure with parameter α , we should let $p/(\alpha_0|A|/(1 - \alpha_0)) \geq N/(\alpha|A|)$, which further leads that $\alpha_0 \leq \alpha/(1 + \alpha)$. In other words, intuitively, when $M = 1$ and R is reasonable large, selecting $\alpha_0 \leq \alpha/(1 + \alpha)$ is likely to obtain high power. Note that $\alpha_0 = \alpha/2$ is a great choice across various scenarios, although it may not always be the optimal parameter. We will demonstrate this in our simulation. A special case is when $R = 1$, where it is clear that $\alpha_0 = \alpha$ is the optimal choice.

However, we are more concerned with the situation where we have multiple resolutions ($M \geq 2$). Here, we propose a few suggestions. **(a)** Choosing $\alpha_0^{(m)} \leq \alpha^{(m)}/(1 + \alpha^{(m)})$. The generalized e-filter is an extension of generalized e-BH, whose admissible set of thresholds guarantees that the inequation $\widehat{FDP}^{(m)} \leq \alpha^{(m)}$ holds for all m simultaneously. If a variable or a group is eventually selected by the generalized e-filter, it must be selected separately at each layer. Thus, $\alpha_0^{(m)} \leq \alpha^{(m)}/(1 + \alpha^{(m)})$ is suggested. **(b)** The choice $\alpha_0^{(m)} = \alpha^{(m)}/2$ is recommend and we will see its effectiveness in our simulation. For higher dimensional settings, $\alpha_0^{(m)} = \alpha^{(m)}/4$ is suggested. In fact, the choice of $\alpha_0^{(m)}$ is a trade-off between the number of non-zero generalized e-values and their magnitude. The smaller $\alpha_0^{(m)}$ means that we run the original procedure strictly, which leads to fewer rejections and smaller estimation of the number of false rejections, and thus the non-zero generalized e-values enjoy larger magnitude. When confronted with high-dimensional scenarios, with sparsity assumption, augmenting the parameter's value has a constrained impact on enhancing the count of non-zero e-values. Nonetheless, it becomes prone to yield an overly inflated estimate of false discoveries, which leads to non-zero generalized e-values with small magnitude. Thus, smaller $\alpha_0^{(m)}$ ($\alpha_0^{(m)} = \alpha^{(m)}/4$) is recommended. **(c)** Choosing $\alpha_0^{(m)}$ by tuning in a hold-out dataset. This is also suggested by Gablenz and Sabatti [2024], although their situation is somewhat different from ours. Practices show that the size of the tuning set does not need to be large, which is less than 5% in the UK Biobank application (Gablenz and Sabatti [2024]). In this article, we do not discuss this in detail. Finally, it should be noted that $\alpha_0^{(m)} = \alpha^{(m)}$ is no longer the optimal choice when $R = 1$ for the multilayer setting. When $R = 1$, the generalized e-values is one-bit at each resolution. As discussed in 3.1, the generalized e-filter needs to coordinate the discovery of different layers, and such rough generalized e-values may decrease the coordinated space, which may encounter zero power. Therefore, the choice of $\alpha_0^{(m)}$ should consider reducing the contradictions between different layers, rather than only pursuing to maximize the number of the non-zero e-values of each layer.

4 Derandomized multilayer selection by leveraging knock-off and DS

We now propose several derandomized controlled filters as useful applications of Algorithm 3, 4. We extend DS to group selection and propose eDS as the alternative of MDS, where FDR control can be implemented under weaker assumptions. Then following Algorithm 3, we develop eDS-filter. Motivated by the fact that there is typically high correlation within groups, we propose the eDS+gKF filter, which offers significant advantages in highly correlated settings. Further, we propose two versions of e-DMKF using the Algorithm 3 and Algorithm 4, respectively.

4.1 Single data splitting for group selection

Chenguang Dai and Liu [2023] introduced DS to asymptotically control the FDR while selecting individual features. In this work, we extend the DS to the group sparse setting.

Let's first recall the DS method. Suppose $\widehat{\beta} = (\widehat{\beta}_1, \dots, \widehat{\beta}_N)^\top$ represents the importance of each feature, where the larger the value of $|\widehat{\beta}_j|$, the more likely X_j is useful in predicting Y . DS splits the n observations into two groups $(\mathbf{y}^{(i)}, \mathbf{X}^{(i)})_{i=1,2}$ randomly and use each part of the data to estimate $\widehat{\beta}^{(1)}$ and $\widehat{\beta}^{(2)}$ respectively. To ensure that $\widehat{\beta}^{(1)}$ and $\widehat{\beta}^{(2)}$ are independent, the data-splitting procedure should be independent of \mathbf{y} . To construct mirror statistics, the below assumption is needed.

Assumption 4.1 (Symmetry). *For $j \in S_0$, the sampling distribution of at least one of $\beta^{(1)}$ and $\beta^{(2)}$ is symmetric about zero.*

Then a general form of feature statistic, called the *mirror statistic* is constructed as

$$M_j = \text{sign}(\widehat{\beta}_j^{(1)} \widehat{\beta}_j^{(2)}) f(|\widehat{\beta}_j^{(1)}|, |\widehat{\beta}_j^{(2)}|),$$

where function $f(u, v)$ is a nonnegative, exchangeable, and monotonically increasing function defined for nonnegative u and v . Clearly, a feature with a larger positive mirror statistic is more likely to be a relevant feature. For any irrelevant feature, the sampling distribution of the mirror statistic is symmetric about zero. Thus, for any $\alpha \in (0, 1)$, the set $\{j : M_j \geq t_\alpha\}$ is selected, where

$$t_\alpha = \min \left\{ t > 0 : \widehat{\text{FDP}}(t) = \frac{\#\{j : M_j < -t\}}{\#\{j : M_j > t\} \vee 1} \leq \alpha \right\}.$$

This is consistent with our Definition 2.1. Under the *Weak dependence assumption* proposed by Chenguang Dai and Liu [2023] and some technical assumptions, FDR is proved to be controlled as $N \rightarrow \infty$.

Now we turn to group selection. We construct group statistics W_g as

$$W_g = \max_{j \in \mathcal{A}_g} M_j, \quad g \in [G].$$

For $g \in S_0^{grp}$, W_g is no longer symmetric about 0. But the following lemma gives another way to estimate the number of false discoveries.

Lemma 4.2. *Under Assumption 4.1, regardless of the data-splitting procedure, we have*

$$\#\{g \in \mathcal{H}_0^{grp} : W_g \geq t\} \stackrel{d}{=} \#\left\{g \in \mathcal{H}_0^{grp} : \min_{j \in \mathcal{A}_g} M_j \leq -t\right\}.$$

The proof is elementary. Actually, there are many ways to construct group mirror statistics, like taking average $\sum_{j \in \mathcal{A}_g} M_j / G$. Similar to the mirror statistics for null individuals, this property immediately leads to a precise upper bound on the number of false discoveries that for any $t > 0$, we have

$$\#\{g \in \mathcal{H}_0^{grp} : W_g \geq t\} \approx \#\{g \in \mathcal{H}_0^{grp} : \min_{j \in \mathcal{A}_g} M_j \leq -t\} \leq \#\{g : \min_{j \in \mathcal{A}_g} M_j \leq -t\}, \quad \forall.$$

Hence, the estimate of FDP is defined as

$$\text{FDP}(t) \approx \widehat{\text{FDP}}(t) = \frac{\#\{g : \min_{j \in \mathcal{A}_g} M_j < -t\}}{\#\{g : W_g > t\} \vee 1},$$

where the $\widehat{\text{FDP}}(t)$ is the group mirror estimate of FDP. To control FDR and maximize the power as possible, the adaptive threshold t_α is defined as

$$t_\alpha = \min \left\{ t > 0 : \widehat{\text{FDP}}(t) \leq \alpha \right\},$$

and the rejection set is given by

$$\widehat{S}_{t_\alpha}^{\text{grp}} = \{g : W_g \geq t_\alpha\}.$$

Note that we can get a much more accurate estimate of FDP by introducing “null-proportion adaptivity”, which is not our focus and therefore omitted. To prove that the FDR is controlled under the preset level α , we need an assumption that guarantees the weak dependency for the group mirror statistics.

Assumption 4.3 (Group weak dependence). *The group mirror statistics W'_g s are continuous random variables for $g \in [G]$, and there exist a constant $c > 0$ and $\lambda \in (0, 2)$ such that*

$$\text{Var} \left(\sum_{g \in S_0^{\text{grp}}} \mathbb{I}\{W_g > t\} \right) \leq cG^\lambda, \quad \forall t \in \mathbb{R}.$$

Theorem 4.4. *For any $\alpha \in (0, 1)$, assume that there exist a constant $t_\alpha > 0$ such that $\mathbb{P}(\text{FDR}(t_\alpha) \leq \alpha) \rightarrow 1$ as $G \rightarrow \infty$. Further suppose $\text{Var}(W_g)$ is uniformly upper bounded and bounded away from zero. Thus, under Assumptions 4.1, 4.3, we have*

$$\text{FDR} = \mathbb{E} \left[\frac{\#\{g : g \in \mathcal{H}_0^{\text{grp}}, g \in \widehat{S}_{t_\alpha}^{\text{grp}}\}}{\#\{g : g \in \widehat{S}_{t_\alpha}^{\text{grp}}\} \vee 1} \right] \leq \alpha, \quad \text{as } G \rightarrow \infty.$$

This theorem can be proved similarly as for individuals and we defer it to the supplementary materials. Excitingly, we give an alternative proof of why this method controls the FDR asymptotically, which we will see in Subsection 4.2. It should be noted that, with the exception of Assumptions 4.1 and 4.3, the other conditions are merely technical for handling the most general setting without specifying a parametric model between the response and features.

4.2 eDS-filter: multiple data splitting for FDR control

Suppose we are interested in only one layer ($M = 1$), where Algorithm 3 and 4 are the same. In this case, we first develop eDS, the derandomized version of DS for group selection, by utilizing the Algorithm 3. After that, we extend it to multilayer setting. The eDS is provided at Algorithm 5. Now we present relevant properties.

Corollary 4.5. *Let S_{DS} be the set of selected groups for the data splitting procedure for group, and let S_{gebh} be the set of selected groups for the e-BH procedure applied to*

$$e_g = G \cdot \frac{\mathbb{I}\{W_g \geq t_\alpha\}}{\#\left\{g : \min_{j \in \mathcal{A}_g} M_j \leq -t_\alpha\right\} \vee 1},$$

where $g \in [G]$. Then $S_{DS} = S_{gebh}$.

This is the corollary of Theorem 3.1, where we specify \mathcal{G} as the group DS procedure. With this construction of generalized e-values, we can utilize the Algorithm 3 to develop eDS. Note that the eDS helps stabilize the selection result and overcome the power loss caused by data splitting.

Theorem 4.6. For any $\alpha_{DS}, \alpha_{ebh} \in (0, 1)$ and any number of data splitting replications $R \geq 1$, if the assumptions in the Theorem 4.4 are satisfied, then the set $\{\bar{e}_g\}_{g \in [G_0]}$ defined as corollary is a set of feature-asymptotic relaxed e-values, and we have

$$\limsup_{G \rightarrow \infty} \text{FDR} \leq 1.$$

The proof is provided in the supplementary materials. Note that the Algorithm 5 reduces to the original group selection procedure at level α when $\alpha_{gebh} = \alpha_{DS} = \alpha$ and $M = 1$. Thus, Theorem 4.6 together with Corollary 4.5 give an alternative explanation for why DS for group selection controls the FDR in the asymptotic sense.

We compare the differences between MDS and our derandomized version given by Algorithm 5 when $G = N$, where the selection of groups is exactly the selection of features. The associated inclusion rate I_j and its estimate \hat{I}_j are defined as

$$I_j = \mathbb{E} \left[\frac{\mathbb{I}\{j \in \hat{S}\}}{|\hat{S}| \vee 1} \mid \mathbf{X}, \mathbf{y} \right], \quad \hat{I}_j = \frac{1}{R} \sum_{r=1}^R \frac{\mathbb{I}\{j \in \hat{S}^r\}}{|\hat{S}^r| \vee 1}.$$

MDS firstly ranks the importance of features by their estimated inclusion rates \hat{I}_j , and then choose a proper inclusion-rate cutoff $I_{\hat{k}}$ under a nominal FDR level $\alpha \in (0, 1)$, where

$$\hat{k} = \max \left\{ k : \hat{I}_{(1)} + \cdots + \hat{I}_{(k)} \leq \alpha \right\}, \quad 0 \leq \hat{I}_{(1)} \leq \hat{I}_{(2)} \leq \cdots \leq \hat{I}_{(N)}.$$

Finally, features with estimated inclusion rates larger than the cutoff $\hat{I}_{\hat{k}}$ are selected, i.e., $\hat{S} = \{j : \hat{I}_j \geq \hat{I}_{\hat{k}}\}$. Firstly, \bar{e}_j and \hat{I}_j can be seen as features's weighted selection frequency with different weights. Secondly, the way of computing the cutoff is also different. Finally, focusing on the conditions needed to control FDR, we found that both MDS and our method need to satisfy the assumptions in the Theorem 4.4. However, it is sufficient for our method to guarantee the control of FDR, while additional assumptions like the ranking consistency condition are required for MDS (Chenguang Dai and Liu [2023]).

Power analysis. Comparing the power of MDS and eDS is of our interest. When $R = 1$, it's not difficult to find a power loss in MDS compared to its base procedure, i.e., DS method. Define the selected set of DS as \hat{S}_{DS} and its estimate of the number of falsely rejected is \hat{V}_{DS} . For $j \in \hat{S}_{DS}$, $\hat{I}_j = 1/|\hat{S}_{DS}|$ and $\hat{I}_j = 0$ for those $j \notin \hat{S}_{DS}$. Thus, we have $\hat{k} = N - |\hat{S}_{DS}| + \hat{V}_{DS}$, and the number of features rejected by \hat{S}_{MDS} is $|\hat{S}_{DS}| - \hat{V}_{DS} \leq |\hat{S}_{DS}|$. In comparison, when $\alpha_{gebh} = \alpha_{DS}$, the eDS method reduces to the original DS method. When $R > 1$, eDS may also attain higher power when the parameter α_{DS} is reasonably chosen because the power loss caused by data splitting is remedied. However, eDS method may suffer power loss because the average of DS e-values is no longer tight e-values. Similar phenomena can be found in Ren and Barber [2024] and Lee and Ren [2024]. Although we have not theoretically provided the optimal choice of α_{DS} , we show that the choice that $\alpha_{DS} = \alpha_{gebh}/2$ is reliable in a range of situations, see our simulation 5.1.

eDS-filter. Based on eDS method for feature and group selection, with Algorithm 2, we can easily develop procedure which simultaneously controls FDR at multiple resolutions. To avoid the zero power and derandomize the base procedure, we can directly apply Algorithm 3. Algorithm 5 is the case where $M = 1$. It is not hard to image that generalization of the DS method to multilayer situations like multilayer knockoff filter would be a laborious work.

4.3 eDS+gKF

In practice, strong correlations between features are a common situation. Due to the construction of knockoff, the performance of multilayer knockoff filter is poor when features are highly correlated. Luckily, using extensive simulation, it has been proved that MDS obtains higher

Algorithm 5: Aggregating the group selection results from multiple DS replications.

Input: Data (\mathbf{X}, \mathbf{y}) ;
target FDR level α_{ebh} ;
original FDR level α_{DS} ;
variables are given by a set of groups $\{\mathcal{A}_1, \dots, \mathcal{A}_G\}$, $\mathcal{A}_g \subseteq [n]$;
 $\mathcal{G}_r \in \mathcal{K}_{\text{asy}}$ refers to DS method.

for $r = 1, \dots, R$ **do**
 Randomly split the n observations into two groups;
 Running \mathcal{G}_r with levels α_{DS} based on the above two groups of observations;
 Translate the result to a list of $e_{gr} = \frac{G}{\widehat{V}_{\mathcal{G}_r(\alpha_{\text{DS}})}} \cdot \mathbb{I}\{g \in \mathcal{G}_r(\alpha_{\text{DS}})\}$.
end

Compute the weighted averaged e-values $\bar{e}_g = \sum_{r \in [R]} w_r e_{gr}$, $g \in [G]$.

Compute $\hat{t} = \min \left\{ T \in \left[\frac{1}{\alpha_{\text{gebh}}}, +\infty \right) : \frac{G \frac{1}{T}}{1 \vee |\widehat{S}(T)|} \leq \alpha_{\text{gebh}} \right\}$, where $\widehat{S}(T) = \{g : \bar{e}_g \geq T\}$.

Output: the reprocessed final threshold \hat{t} and $\widehat{S}(\hat{t})$.

power when correlations or partial correlations among features are high, and eDS inherits its strengths. Therefore in highly correlated settings, especially when correlations are concentrated within groups, we suggest running eDS+gKF, i.e., running Algorithm 3 with choosing $\mathcal{G}^{(1)}$ as DS method and choosing the group knockoff filter for rest layers.

Given the target FDR levels $\alpha^{(1)}, \dots, \alpha^{(M)}$, [Katsevich and Sabatti \[2019\]](#) proved that the MKF(c) satisfies $\text{mFDR}^{(m)} \leq c_{\text{kn}} \alpha^{(M)} / c$, and the MKF(c)+ satisfies $\text{FDR}^{(m)} \leq c_{\text{kn}} \alpha^{(M)} / c$ for all m , where $c_{\text{kn}} = 1.93$. Thus, MKF(c_{kn})+ controls FDR at the target levels and that MKF(c_{kn}) controls mFDR control at the target levels. Authors suggest that practitioners deploy MKF or MKF+ method (i.e., $c = 1$) without worrying the control of FDR. Similarly, we also suggest that practitioners can appropriately relax the target FDR levels when applying our method. We propose the method eDS+gKF(c), which is equivalent to apply eDS+gKF with the expanded preset FDR level, where c is the expansion factor.

4.4 e-DMKF

By leveraging knockoff e-values and e-filter, [Gablentz and Sabatti \[2024\]](#) proposed e-MKF. Under our proposed framework, the e-MKF is exactly an application of Algorithm 2 when choosing knockoff filter as base procedure $\mathcal{G}^{(m)}$ for $m = 1, \dots, M$. However, just as illustrated in 3.1, the risk of accidental zero power exists. Here, we propose two types of e-DMKF. The first type of e-DMKF is an application of Algorithm 3, where base procedure at different layer is set to be knockoff filter. Compared with multilayer knockoff filter, the acquisition of e-values for each layer is only related to that layer, and the final FDR control is carried out by coordinating thresholds, while MKF needs to compute the expansion factor of FDR. Compared with e-MKF, we integrate the results of multiple knockoff runs in each layer into stable e-values.

Another type of e-DMKF is a similar version of Algorithm 4, where the \mathcal{G}_r mentioned in Algorithm 4 refers to MKF. Therefore, it can also be regarded as a derandomized version of MKF, which can be regarded as an expansion of derandomized knockoffs ([Ren and Barber \[2024\]](#)).

5 Numerical Illustrations and case study

We rely on simulations to further investigate the FDR control and power of our proposed methods. We first investigate the effect of original FDR level on the power of eDS, which provides a guidance for its selection. Then we focus on the comparison of MDS and eDS, which reflects the case when only individual selection is needed. To show the flexibility and reliability of our proposed approach for feature selection with multilayer FDR control, we then

compare eDS+gKF and eDS+gKF(c_{kn}) with MKF+ in various situations. Finally, we apply eDS+gKF and eDS+gKF(c_{kn}) on real data.

5.1 Performance of eDS

Simulation setup. We generate data from the linear model $y = X\beta + \epsilon$ with $\epsilon \sim N(\mathbf{0}, I_n)$. In this subsection, the target FDR level α_{gebh} is set to 0.1 for all simulations. We consider the scenario of three dimensions: low dimension ($n = 1000, p = 800, p_1 = 80$), high dimension ($n = 800, p = 1000, p_1 = 80$), and higher dimension ($n = 800, p = 2000, p_1 = 80$). For the sake of comparison, we follow the setting of Chenguang Dai and Liu [2023] to construct the design matrix. X is constructed by sampling each row independently from $N(\mathbf{0}, \Sigma_\rho)$, where Σ_ρ is a blockwise diagonal matrix of 10 Toeplitz submatrices with correlation ρ . To determine β , we firstly randomly locate the signal index set S_1 and for $j \in S_1$, we sample β_j from $N(0, \delta\sqrt{\log p/n})$, where δ represents the signal strength.

We explore the choice of α_{DS} on the performance of eDS under three levels of signal strength, where we set $\rho = 0.5$, $\delta \in \{3, 6, 9\}$, and $\alpha_{\text{DS}} \in \{0.01, 0.02, \dots, 0.20\}$. Then we explore the performance of eDS under different signal strength and correlations in each dimension and compare it with MDS. The signal strength $\delta \in \{4, 5, 6, 7, 8, 9\}$ and correlation $\rho \in \{0, 0.2, 0.4, 0.6, 0.8\}$. We fix $\delta = 6$ when the correlation ρ changes and fix $\rho = 0.5$ when signal strength δ changes. The number of DS replications R is set to be 50 for both MDS and eDS.

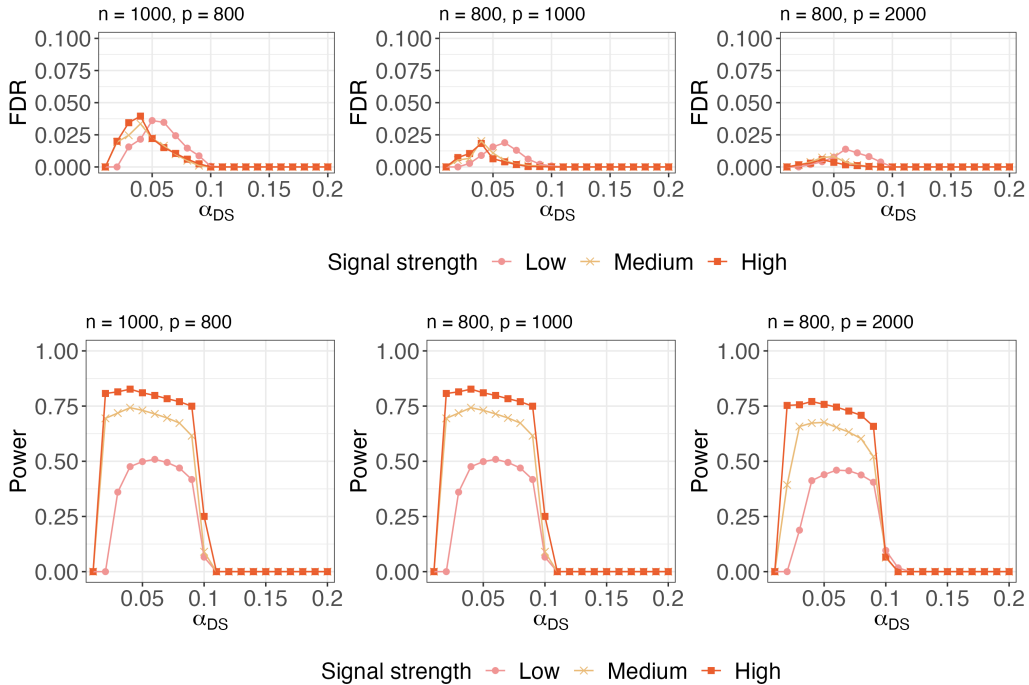


Figure 1: Empirical FDR and power of eDS as a function of the parameter α_{DS} for the simulation data. Low signal strength refers to $\delta = 3$, medium signal strength refers to $\delta = 6$ and high signal strength refers to $\delta = 9$. The correlation ρ equals to 0.5. Each point represents the average of 50 experiments.

Results. Figure 1 plots the realized FDR and power as a function of α_{DS} , where from left to right, the dimension changes. The low, medium and high signal strength correspond to $\delta = 3, 6$ and 9 , respectively. Clearly, FDR is significantly lower than the target level across all scenarios. Consider the power of eDS, we observed that when selecting $\alpha_{\text{DS}} = \alpha_{\text{gebh}}/2$, the power is always satisfactory, although this is often not optimal. In addition, similar to

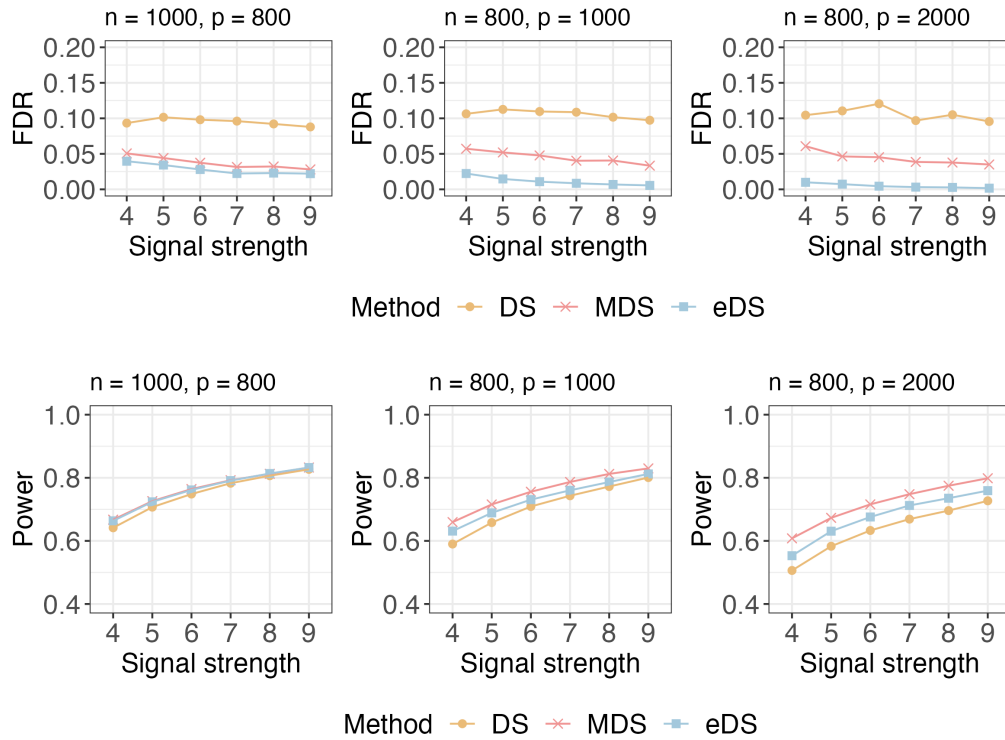


Figure 2: Empirical FDR and power of DS, MDS and eDS as a function of signal strength δ for the simulation data. Correlation $\rho = 0.5$. Each point represents the average of 50 experiments.

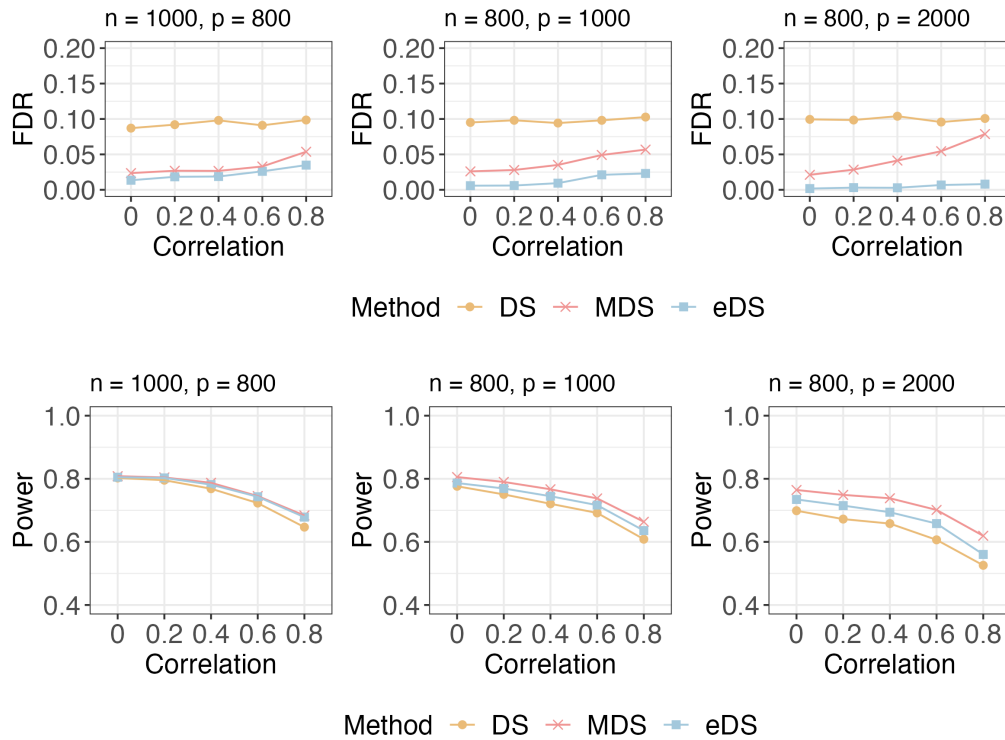


Figure 3: Empirical FDR and power of DS, MDS and eDS as a function of correlation ρ for the simulation data. Signal strength $\delta = 6$. Each point represents the average of 50 experiments.

the version corresponding to knockoff (Ren and Barber [2024]), when $\alpha_{\text{DS}} > \alpha_{\text{gebh}}$, the power tends to 0. Figures 2 and 3 plot the realized FDR and power as a function of signal strength δ and correlation ρ under low, high, and higher dimensions, respectively. Across all settings, with $\alpha_{\text{DS}} = \alpha_{\text{ebh}}/2$, eDS achieves higher power than DS and the lowest FDR among the three methods, which is significantly lower than the target FDR level and tends to 0 when signal strength is high. When the dimension is low or the signal strength is reasonably large, eDS achieves comparable power as MDS, while eDS suffers acceptable power loss when the dimension is high or the signal strength is low. We note that the cost behind the higher power of MDS is the higher FDR than eDS, which means MDS tends to make more false discoveries, especially when ρ is high.

5.2 Performance of eDS+gKF filter

Simulation setup. Consider linear models in low dimensions: $n = 1600$, $p = 800$ and $p_1 = 60$. There are $M = 2$ layers: one comprising individual variables and one with $G = 80$ groups, each of 10 features. The construction of X is the same as before, except that the covariance matrix Σ_ρ has $G = 80$ toeplitz submatrices, each of which describes the covariance structure within the group. Note that this suits a lot of real data that within-group correlation is stronger than the between-group correlation. To determine S_1 , we firstly randomly select k groups and then randomly select $p_1 = 60$ elements of these k groups, where k represents the group signal strength (Katsevich and Sabatti [2019]). Here, we set $k = 20$. The value of β_j is simulated as before. We compare the performance of eDS+gKF with MKF+ across a range of scenarios. Across all simulations in this subsection, we set target FDR levels $\alpha^{(1)} = \alpha^{(2)} = 0.2$. We first fix the signal strength $\delta = 5$ and let correlation ρ varies among $\{0, 0.2, 0.4, 0.6, 0.8\}$. Then we fix $\rho = 0.7$ and let δ varies among $\{3, 4, 5, 6, 7\}$. Note that the correlation setting here is consistent with the high within-group correlation we described earlier. To further explore the performance of methods under low signal strength, we fix the signal strength $\delta = 3$ and let correlation ρ varies among $\{0, 0.2, 0.4, 0.6, 0.8\}$. The number of DS replications is set to be 50 and group knockoff runs only once. For the original FDR levels, we simply set $\alpha_0^{(m)} = \alpha^{(m)}/2$ for $m = 1, 2$.

Results. Figure 4 plots the realized FDR and power in both individual and group layer as a function of correlation ρ with middle signal strength $\delta = 5$. Figure 5 plots these as a function of signal strength δ with correlation $\rho = 0.7$. Figure 6 shows the performance of methods with low signal strength $\delta = 3$. Across all settings, three methods control FDR well, and eDS+gKF achieves the lowest FDR at individual and group levels, whose values are significantly lower than the preset level. We see that eDS+gKF(c_{kn}) also achieves a lower empirical FDR than MKF+, meaning that the expansion factor c_{kn} has little impact on the multilayer FDR control. In terms of power analysis, under low correlation and middle signal strength, we see that the three methods obtain comparable power for both individual and group level. When the correlation within group is strong, both eDS+gKF and eDS+gKF(c_{kn}) achieve higher power for individuals compared to MKF+, while eDS+gKF(c_{kn}) also attains highest power for group level. When the signal strength is low, eDS+gKF(c_{kn}) tends to achieve higher power than eDS+gKF.

5.3 Experiment on HIV mutation data

We compare the eDS+gKF filter, multilayer knockoff filter and the knockoff filter on the study of identifying mutations and their clusters in the Human Immunodeficiency Virus Type 1 (HIV-1) that are associated with drug resistance. The data set, which has been analyzed in Rhee *et al.* [2006], Rina *et al.* [2015], Lu *et al.* [2018], Song and Li [2021], Chenguang Dai and Liu [2023], records drug resistance measurements for various classes of drugs and genotype information on samples of HIV-1. Our analysis focuses on seven drugs (APV, ATV, IDV, LPV, NFV, RTV, SQV) for protease inhibitors (PIs) and three drugs (ABC, D4T, AZT) for nucleoside reverse transcriptase inhibitors (NRTIs). A significant distinction between our study and previous studies on the two datasets is that we are not only interested in obtaining reliable results in

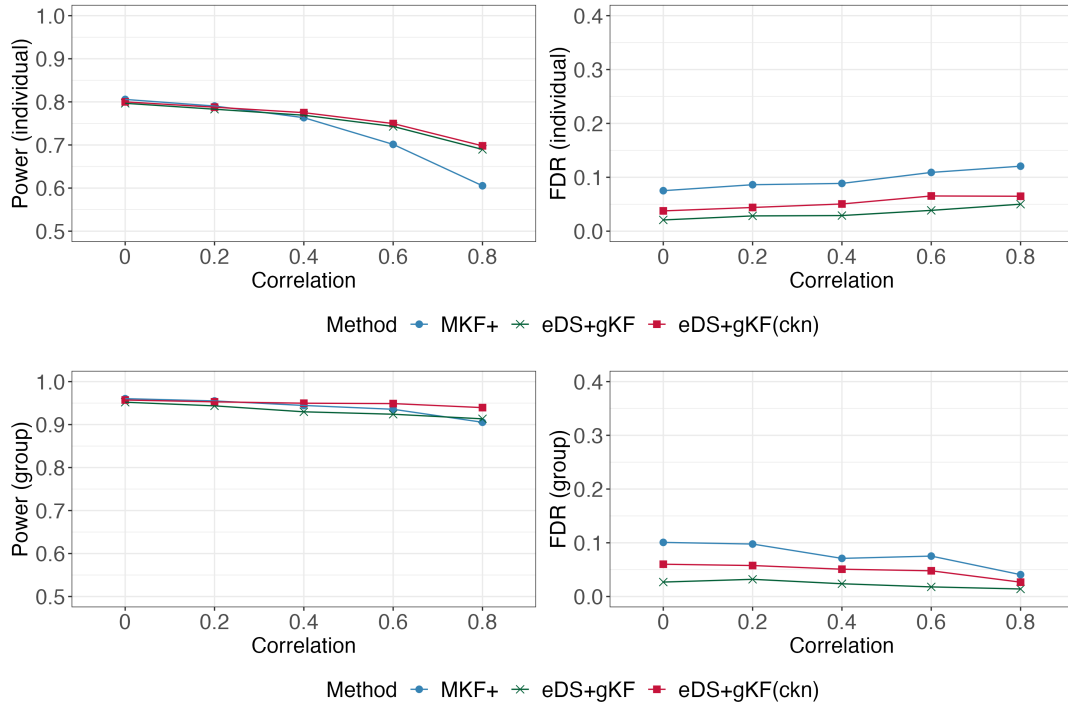


Figure 4: Simulation results for the three methods MKF+, eDS+gKF and eDS+gKF(c_{kn}) under different correlation, while fixing the signal strength δ as 5. Each point represents the average of 50 experiments.

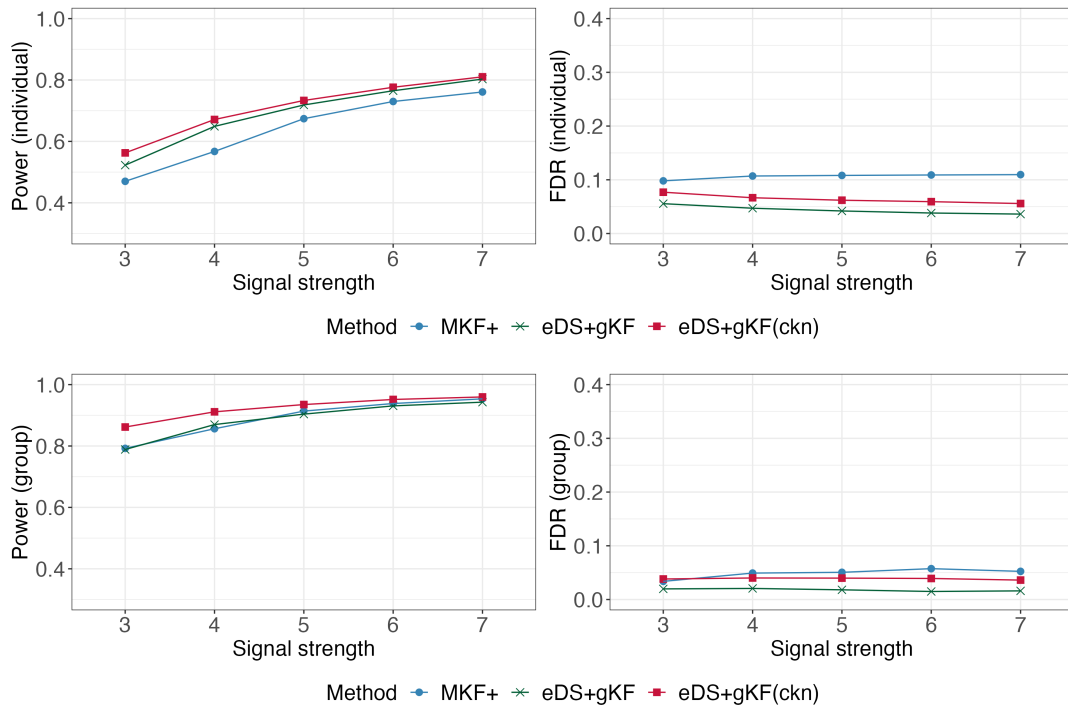


Figure 5: Simulation results for the three methods MKF+, eDS+gKF and eDS+gKF(c_{kn}) under different signal strength, while fixing the correlation ρ as 0.7. Each point represents the average of 50 experiments.

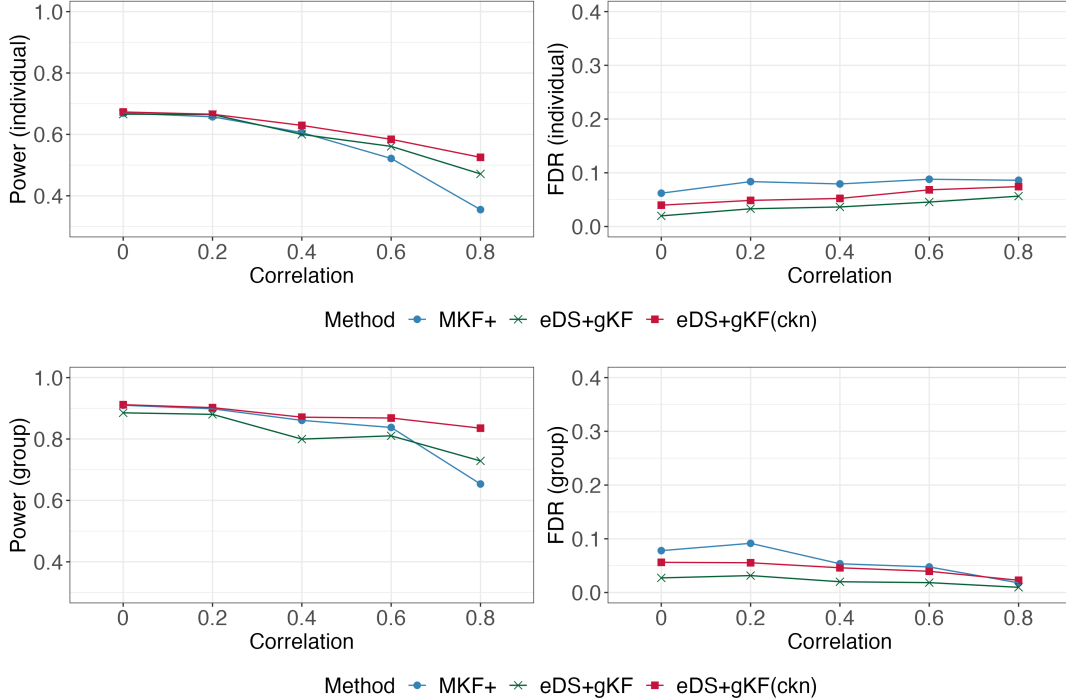


Figure 6: Simulation results for the three methods MKF+, eDS+gKF and eDS+gKF(c_{kn}) under different correlation, while fixing the signal strength δ as 3. Each point represents the average of 50 experiments.

terms of individual mutations (i.e., control individual-FDR), but also intend to achieve reliable findings at the position level (i.e., control group-FDR simultaneously).

We first explain the information and preprocessing of the data set, and then analyze each drug separately. The response y_i documents the log-fold increase of lab-tested drug resistance in the i th sample. The entries X_{ij} of its design matrix \mathbf{X} is binary, which indicates whether mutation j is present in sample i . Different mutations at the same location are considered as different features. Thus, mutations can be naturally partitioned into several groups according to the knowledge of their locations. We aim to figure out which locations are more prone to important mutations, and which mutations affect the drug resistance. For each drug, we clean the data by removing rows that lack drug resistance information and keeping mutations that appear more than three times in the corresponding sample. The values of sample size, the number of mutations and the number of groups (positions) see Table 1. As in Rina *et al.* [2015] and Chenguang Dai and Liu [2023], we assume an additive linear model between the response and features with no interaction.

Methods. We then deploy the eDS+gKF filter, MKF(c)+ and knockoff+ method to identify relevant mutations and their clusters for each drug. Here, we set the target FDR levels $\alpha_{ind} = \alpha_{grp} = 0.2$ for the seven PI-type drugs, and set $\alpha_{ind} = \alpha_{grp} = 0.3$ for the three NRTI-type drugs. With the same α_{ind} and α_{grp} , we compare MKF(c_{kn})+ with eDS+gKF method, because they have the same theoretical guarantees for FDR. We also apply eDS+gKF filter with parameters $c_{kn}\alpha_{ind}$, $c_{kn}\alpha_{grp}$, and MKF with parameters α_{ind} , α_{grp} , and compare them for the same reason. Knockoff+ is also one of the comparison methods to show the difference between multi-layer and single-layer filtering. Finally, we declare the magnitude of α_{ind} and α_{grp} here. In the previous literature (Rina *et al.* [2015], Chenguang Dai and Liu [2023]), α_{ind} is set to be 0.2, which makes us think that the setting here for NRTI-type drugs is more lenient. However, from our theoretical proof process and all our numerical simulation results, it can be seen that our method always achieves lower FDR than its preset level in practice. Therefore, in practical

Table 1: Sample information for the seven PI-type drugs and the three NRTI-type drugs.

Drug type	Drug	Sample size	# mutations	# positions genotyped
PI	APV	767	201	65
	ATV	328	147	60
	IDV	825	206	66
	LPV	515	184	65
	NFV	842	207	66
	RTV	793	205	65
	SQV	824	206	65
NRTI	ABC	623	283	105
	D4T	625	281	104
	AZT	626	283	105

applications, we recommend setting α_{ind} , α_{grp} slightly higher than the ideal levels, which helps improving power while ensuring the realistic FDR levels.

Results. Results for the seven PI-type drugs are displayed in Table 2, and results for the three NRTI-type drugs are displayed in Table 3. Note that the ground truth of the real date is unknown, however, the treatment-selected mutation (TSM) panels (Rhee *et al.* [2005]) provide a good approximation. We take the TSM panel as the ground truth to evaluate the performance of methods compared, as in Rina *et al.* [2015], Chenguang Dai and Liu [2023].

For PI, we see that eDS+gKF performs best for IDV and SQV. For drug APV, eDS+gKF and eDS+gKF(c_{kn}) are the two best performing methods, which achieve high power and guarantee the control of FDR at two resolutions. For drug LPV and RTV, eDS+gKF(c_{kn}) performs best. For drug ATV and NFV, eDS+gKF(c_{kn}) performs best at the mutation level, while KF+ performs best at the position level. In addition, MKF+(c_{kn}) has no power for drug APV, ATV, NFV, RTV and SQV, and eDS+gKF has no power for drug NFV. Especially, for drug ATV, both MKF+(c_{kn}) and MKF+ have no power.

For NRTI, across all drugs, we found that MKF(c_{kn})+ does not select any mutation. For drug ABC, MKF+ performs slightly better than other methods. For drug D4T, eDS+gKF and eDS+gKF(c_{kn}) are the two advanced methods, whose power is nearly twice of the other methods (knockoff+ and MKF+), while both methods control the false discovery rate below 0.2 for both resolutions. For drug AZT, MKF+, eDS+gKF and eDS+gKF(c_{kn}) perform equally well at mutation level, while MKF+ performs slightly better than other methods at the position level.

We also compare the selection results of our methods with the selection results obtained by DeepPINK (Lu *et al.* [2018]), where only selected positions are reported. We see that our methods perform better than DeepPINK for six out of the nine drugs, including IDV, LPV, SQV, ABC, D4T and AZT. Overall, our methods show great performance across these drugs, which always control the false discovery rate at low levels, while sometimes gaining higher power. It is worth mentioning that for most drug types, we simply let $\alpha_0^{(m)} = \alpha^{(m)}/2$ for our methods, and potential higher power may be gained by adjusting these parameters. Experiments on the two real datasets also validate some of our recommendations and we list as follows. **(a)** Methods with multilayer filtering tend to achieve accurate findings, which always achieve lower FDR than its preset level. Especially, this is reflected in experiments for drug APV, ATV, IDV, NFV, ABC, AZT. Therefore, it is recommended to use a slightly higher FDR level in practical applications. **(b)** The approach developed in this article is flexible enough to be useful in practice. For example, eDS+gKF(c_{kn}) performs best for drug ATV, while multilayer knockoff filter achieve no power. Benefiting from eDS, eDS+gKF and eDS+gKF(c_{kn}) even achieve higher power than KF+ (only mutation layer considered) for drug LPV, RTV, SQV and D4T. Meanwhile, for practitioners, it is highly feasible to select the most suitable method (beyond knockoff and DS) for each layer based on certain prior knowledge, thereby achieving more ideal results.

Table 2: Results for the seven PI drugs. "True" here presents the number of mutations or positions that appear in the TSM panel for the PI class of treatments (i.e., true positives). "False" presents the number of false positives. The FDR is calculated as the ratio of the number of false positives and the total number of discoveries. eDS+gKF(c_{kn}) method refers to applying the eDS+gKF filter with $c_{kn}\alpha_{ind}$, $c_{kn}\alpha_{grp}$. Across the seven drugs, we set the target FDR levels $\alpha_{ind} = \alpha_{grp} = 0.2$.

Drug	Method	True (ind)	False (ind)	FDR (ind)	True (grp)	False (grp)	FDR (grp)
APV	KF+	27	9	0.250	18	7	0.280
	MKF+(c_{kn})	0	0	0.000	0	0	0.000
	MKF+	24	2	0.077	16	0	0.000
	eDS+gKF	25	2	0.074	16	0	0.000
	eDS+gKF(c_{kn})	25	2	0.074	16	0	0.000
ATV	KF+	19	6	0.240	19	1	0.050
	MKF+(c_{kn})	0	0	0.000	0	0	0.000
	MKF+	0	0	0.000	0	0	0.000
	eDS+gKF	14	1	0.067	14	0	0.000
	eDS+gKF(c_{kn})	17	3	0.150	15	0	0.000
IDV	KF+	34	33	0.493	24	15	0.385
	MKF+(c_{kn})	26	3	0.103	17	0	0.000
	MKF+	34	32	0.485	24	14	0.368
	eDS+gKF	28	4	0.125	18	1	0.053
	eDS+gKF(c_{kn})	33	26	0.441	22	9	0.290
LPV	KF+	27	8	0.229	20	3	0.130
	MKF+(c_{kn})	19	3	0.136	13	1	0.071
	MKF+	26	7	0.212	18	3	0.143
	eDS+gKF	27	5	0.156	17	1	0.056
	eDS+gKF(c_{kn})	29	7	0.194	18	1	0.053
NFV	KF+	33	22	0.400	24	8	0.250
	MKF+(c_{kn})	0	0	0.000	0	0	0.000
	MKF+	15	2	0.118	10	1	0.091
	eDS+gKF	0	0	0.000	0	0	0.000
	eDS+gKF(c_{kn})	18	4	0.182	10	1	0.091
RTV	KF+	19	5	0.208	12	2	0.143
	MKF+(c_{kn})	0	0	0.000	0	0	0.000
	MKF+	11	0	0.000	7	0	0.000
	eDS+gKF	16	0	0.000	7	0	0.000
	eDS+gKF(c_{kn})	25	4	0.138	12	1	0.077
SQV	KF+	22	6	0.214	16	2	0.111
	MKF+(c_{kn})	0	0	0.000	0	0	0.000
	MKF+	22	5	0.185	16	1	0.059
	eDS+gKF	25	6	0.194	17	1	0.056
	eDS+gKF(c_{kn})	24	9	0.273	17	2	0.105

Table 3: Results for the three NRTI drugs. Across the three drugs, we set the target FDR levels $\alpha_{\text{ind}} = \alpha_{\text{grp}} = 0.3$. The remaining explanations are consistent with Table 2.

Drug	Method	True (ind)	False (ind)	FDR (ind)	True (grp)	False (grp)	FDR (grp)
ABC	KF+	14	3	0.176	14	2	0.125
	MKF+(c_{kn})	0	0	0.000	0	0	0.000
	MKF+	13	0	0.000	12	0	0.000
	eDS+gKF	12	0	0.000	11	0	0.000
	eDS+gKF(c_{kn})	12	0	0.000	11	0	0.000
D4T	KF+	10	1	0.091	9	1	0.100
	MKF+(c_{kn})	0	0	0.000	0	0	0.000
	MKF+	10	1	0.091	9	1	0.100
	eDS+gKF	18	3	0.143	15	2	0.118
	eDS+gKF (c_{kn})	19	4	0.174	16	3	0.158
AZT	KF+	17	8	0.320	16	5	0.238
	MKF+(c_{kn})	0	0	0.000	0	0	0.000
	MKF+	12	1	0.077	12	0	0.000
	eDS+gKF	12	1	0.077	11	0	0.000
	eDS+gKF(c_{kn})	12	1	0.077	11	0	0.000

6 Discussion

We have introduced a unified approach, which leverages various existing controlled variable selection procedures to generate a stable filter that control FDR at multiple resolutions. Specifically, we summarize a unified framework for these current controlled selection procedures, and show that methods within the framework can be reframed as a generalized e-BH procedure with a specific construction of generalized e-values. By developing the generalized e-filter and leveraging the well defined generalized e-values, we achieve the multilayer selection with FDR control. To enhance the stability of the preliminary procedure 2 and its ability to handle conflicts, we propose Algorithm 3, which pools information across multiple separately runs of single-layer procedures. Additionally, we design some specific multilayer variable selection methods like eDS+gKF. Simulations in Section 5 show that our methods obtain comparable or higher power, while achieving an lower empirical FDR in comparison to other methodologies.

The most notable advantage of our proposed approach is its flexibility. Leveraging this paradigm, we are able to develop a wide variety of multilayer variable selection procedures almost at no cost. The premise that this work is meaningful is that there is no globally optimal variable selection method and the best choice of procedures varies in different situations. So if we can select the most suitable method for each layer based on prior knowledge, we can utilize our approach to improve the power of each layer simultaneously. Obviously, the application of eDS+gKF is one example. Another advantage of our proposed approach is the low variability. We achieve this by integrating the results of multiple running of $\mathcal{G}_r^{(m)}$, where $\mathcal{G}_r^{(m)}$ is unchanged for $r \in [R]$. In fact, we can still establish corresponding FDR controls when $\mathcal{G}_r^{(m)}$ is changed for each run $r \in [R]$. Therefore, our approach can be easily modified to a method of variable selection model averaging in this sense, which may potentially be more robust.

Several meaningful questions are worthwhile to solve. For example, the impact of hyperparameter $\{\alpha_0^{(m)}\}_{m \in [M]}$ on the power deserves further exploration. Furthermore, according to simulations, we achieve significantly lower empirical FDR than the preset level. It would be meaningful to explore under what mild conditions can we derive sharper FDR bounds, which in turn helps to improve power. Additionally, the appropriate weights $\omega_r^{(m)}$ can enhance the overall position of reliable running results, so how to achieve adaptive weights is of our interest. Many skills related to boosted e-values like Lee and Ren [2024] and Blier-Wong and Wang [2024] are expected to be used to improve the power of our proposed approach. Last but not least, the generalized e-values defined in Theorem 3.1 is sharp enough, but the one-bit generalized

e-values lose partial information about the importance of features compared to the original test statistics of \mathcal{G} . How to define more precise e-values is worth further exploration.

Acknowledgments

This work was supported by the Characteristic Preponderant Discipline of Key Construction Universities in Zhejiang Province (Zhejiang Gongshang University- Statistics).

References

- Martin J. Wainwright Aaditya Ramdas, Rina Foygel Barber and Michael I. Jordan. A unified treatment of multiple testing with prior knowledge using the p-filter. *The Annals of Statistics*, 47:2790–2821, 2019.
- Rina Foygel Barber and Aaditya Ramdas. The p-filter: multilayer false discovery rate control for grouped hypotheses. *Journal of the Royal Statistical Society, Series B*, 79:1247–1268, 2017.
- Rina Foygel Barber, Emmanuel J Candès, and Richard J Samworth. Robust inference with knockoffs. *The Annals of Statistics*, 48:1409–1431, 2020.
- Meshi Bashari, Amir Epstein, Yaniv Romano, and Matteo Sesia. Derandomized novelty detection with fdr control via conformal e-values. *Advances in Neural Information Processing Systems*, 36, 2024.
- Yoav Benjamini and Marina Bogomolov. Selective inference on multiple families of hypotheses. *Journal of the Royal Statistical Society, Series B*, 76:297–318, 2014.
- Yoav Benjamini and Yosef Hochberg. Controlling the false discovery rate: a practical and powerful approach to multiple testing. *Journal of the Royal Statistical Society, Series B*, 57:289–300, 1995.
- Yoav Benjamini and Daniel Yekutieli. The control of the false discovery rate in multiple testing under dependency. *The Annals of Statistics*, 29:1165–1188, 2001.
- Christopher Blier-Wong and Ruodu Wang. Improved thresholds for e-values. *arXiv preprint arXiv:2408.11307*, 2024.
- Emmanuel Candès, Yingying Fan, Lucas Janson, and Jinchi Lv. Panning for gold: ‘model-x’ knockoffs for high dimensional controlled variable selection. *Journal of the Royal Statistical Society, Series B*, 80:551–577, 2018.
- Xin Xing Chenguang Dai, Buyu Lin and Jun S. Liu. False discovery rate control via data splitting. *Journal of the American Statistical Association*, 118:2503–2520, 2023.
- Ran Dai and Rina Barber. The knockoff filter for fdr control in group-sparse and multitask regression. In *Proceedings of The 33rd International Conference on Machine Learning*, volume 48, pages 1851–1859, 2016.
- Lilun Du, Xu Guo, Wenguang Sun, and Changliang Zou. False discovery rate control under general dependence by symmetrized data aggregation. *Journal of the American Statistical Association*, 118:607–621, 2023.
- Paula Gablenz and Chiara Sabatti. Catch me if you can: signal localization with knockoff e-values. *Journal of the Royal Statistical Society, Series B*, page qkae042, 2024.
- Peter Grünwald, Rianne de Heide, and Wouter M Koolen. Safe testing. In *2020 Information Theory and Applications Workshop (ITA)*, pages 1–54. IEEE, 2020.

- Xu Guo, Haojie Ren, Changliang Zou, and Runze Li. Threshold selection in feature screening for error rate control. *Journal of the American Statistical Association*, 118:1773–1785, 2022.
- Steven R Howard, Aaditya Ramdas, Jon McAuliffe, and Jasjeet Sekhon. Time-uniform chernoff bounds via nonnegative supermartingales. *Probability Surveys*, 17:257–317, 2020.
- Eugene Katsevich and Chiara Sabatti. Multilayer knockoff filter: Controlled variable selection at multiple resolutions. *The Annals of Applied Statistics*, 13:1–33, 2019.
- Eugene Katsevich, Chiara Sabatti, and Marina Bogomolov. Filtering the rejection set while preserving false discovery rate control. *Journal of the American Statistical Association*, 118:165–176, 2023.
- Junu Lee and Zhimei Ren. Boosting e-bh via conditional calibration. *arXiv preprint arXiv:2404.17562*, 2024.
- Shuangning Li, Matteo Sesia, Yaniv Romano, Emmanuel Candès, and Chiara Sabatti. Searching for robust associations with a multi-environment knockoff filter. *Biometrika*, 109:611–629, 2022.
- Yang Lu, Yingying Fan, Jinchi Lv, and William Stafford Noble. Deeppink: reproducible feature selection in deep neural networks. *Advances in Neural Information Processing Systems*, 31, 2018.
- Nicolai Meinshausen and Peter Bühlmann. Stability selection. *Journal of the Royal Statistical Society, Series B*, 72:417–473, 2010.
- Christine B Peterson, Marina Bogomolov, Yoav Benjamini, and Chiara Sabatti. Many phenotypes without many false discoveries: error controlling strategies for multitrait association studies. *Genetic Epidemiology*, 40:45–56, 2016.
- Aaditya Ramdas and Tudor Manole. Randomized and exchangeable improvements of markov’s, chebyshev’s and chernoff’s inequalities. *arXiv preprint :2304.02611*, 2023.
- Zhimei Ren and Rina Foygel Barber. Derandomised knockoffs: leveraging e-values for false discovery rate control. *Journal of the Royal Statistical Society, Series B*, 86:122–154, 2024.
- Zhimei Ren and Emmanuel Candès. Knockoffs with side information. *The Annals of Applied Statistics*, 17:1152–1174, 2023.
- Zhimei Ren, Yuting Wei, and Emmanuel Candès. Derandomizing knockoffs. *Journal of the American Statistical Association*, 118:948–958, 2023.
- Soo-Yon Rhee, W Jeffrey Fessel, Andrew R Zolopa, Leo Hurley, Tommy Liu, Jonathan Taylor, Dong Phuong Nguyen, Sally Slome, Daniel Klein, Michael Horberg, et al. Hiv-1 protease and reverse-transcriptase mutations: correlations with antiretroviral therapy in subtype b isolates and implications for drug-resistance surveillance. *The Journal of Infectious Diseases*, 192:456–465, 2005.
- Soo-Yon Rhee, Jonathan Taylor, Gauhar Wadhera, Asa Ben-Hur, Douglas L Brutlag, and Robert W Shafer. Genotypic predictors of human immunodeficiency virus type 1 drug resistance. *Proceedings of the National Academy of Sciences*, 103:17355–17360, 2006.
- Rina, Foygel, Barber, Emmanuel, J., and Candès. Controlling the false discovery rate via knockoffs. *The Annals of Statistics*, 43:2055–2085, 2015.
- Sanat K Sarkar. Some results on false discovery rate in stepwise multiple testing procedures. *The Annals of Statistics*, 30:239–257, 2002.
- Matteo Sesia, Chiara Sabatti, and Emmanuel J Candès. Gene hunting with hidden markov model knockoffs. *Biometrika*, 106:1–18, 2019.

Matteo Sesia, Eugene Katsevich, Stephen Bates, Emmanuel Candès, and Chiara Sabatti. Multi-resolution localization of causal variants across the genome. *Nature Communications*, 11:1093, 2020.

Glenn Shafer and Vladimir Vovk. *Game-theoretic foundations for probability and finance*, volume 455. John Wiley & Sons, 2019.

Glenn Shafer. Testing by betting: A strategy for statistical and scientific communication. *Journal of the Royal Statistical Society, Series A*, 184:407–431, 2021.

Rajen D Shah and Richard J Samworth. Variable selection with error control: another look at stability selection. *Journal of the Royal Statistical Society, Series B*, 75:55–80, 2013.

Zixuan Song and Jun Li. Variable selection with false discovery rate control in deep neural networks. *Nature Machine Intelligence*, 3:426–433, 2021.

Asher Spector and Lucas Janson. Powerful knockoffs via minimizing reconstructability. *The Annals of Statistics*, 50:252–276, 2022.

John D Storey, Jonathan E Taylor, and David Siegmund. Strong control, conservative point estimation and simultaneous conservative consistency of false discovery rates: a unified approach. *Journal of the Royal Statistical Society, Series B*, 66:187–205, 2004.

Ruodu Wang and Aaditya Ramdas. False discovery rate control with e-values. *Journal of the Royal Statistical Society, Series B*, 84:822–852, 2022.

Xin Xing, Zhigen Zhao, and Jun S. Liu. Controlling false discovery rate using gaussian mirrors. *Journal of the American Statistical Association*, 118:222–241, 2023.

Daniel Yekutieli. Hierarchical false discovery rate–controlling methodology. *Journal of the American Statistical Association*, 103:309–316, 2008.

A1 Proof of Proposition 2.3

According to definition $\hat{t}^{(m)}$, there exist some $t_s^{(1)}, \dots, t_s^{(m-1)}, t_s^{(m+1)}, \dots, t_s^{(M)} \in [1, +\infty)$, such that

$$(t_s^{(1)}, \dots, t_s^{(m-1)}, \hat{t}^{(m)}, t_s^{(m+1)}, \dots, t_s^{(M)}) \in \widehat{\mathcal{T}}(\alpha^{(1)}, \dots, \alpha^{(m)}).$$

And we have

$$\widehat{S}(t_s^{(1)}, \dots, t_s^{(m-1)}, \hat{t}^{(m)}, t_s^{(m+1)}, \dots, t_s^{(M)}) \subseteq \widehat{S}(\hat{t}^{(1)}, \dots, \hat{t}^{(m-1)}, \hat{t}^{(m)}, \hat{t}^{(m+1)}, \dots, \hat{t}^{(M)}),$$

because $\hat{t}^{(m')} \leq t_s^{(m')}$ ($m' \neq m$) and $\widehat{S}(t^{(1)}, \dots, t^{(M)})$ is a decreasing function of $(t^{(1)}, \dots, t^{(M)})$. According to the definition of $\widehat{S}^{(m)}$ that

$$\widehat{S}^{(m)} = \left\{ g \in [G^{(m)}] : \widehat{S} \cap A_g^{(m)} \neq \emptyset \right\},$$

we have

$$\widehat{S}^{(m)}(t_s^{(1)}, \dots, t_s^{(m)}, \hat{t}^{(m)}, t_s^{(m+1)}, \dots, t_s^{(M)}) \subseteq \widehat{S}^{(m)}(\hat{t}^{(1)}, \dots, \hat{t}^{(m-1)}, \hat{t}^{(m)}, \hat{t}^{(m+1)}, \dots, \hat{t}^{(M)}).$$

Therefore,

$$\begin{aligned} & \widehat{\text{FDP}}^{(m)}(\hat{t}^{(1)}, \dots, \hat{t}^{(m-1)}, \hat{t}^{(m)}, \hat{t}^{(m+1)}, \dots, \hat{t}^{(M)}) \\ &= \frac{G^{(m)} \frac{1}{\hat{t}^{(m)}}}{\left| \widehat{S}^{(m)}(\hat{t}^{(1)}, \dots, \hat{t}^{(m-1)}, \hat{t}^{(m)}, \hat{t}^{(m+1)}, \dots, \hat{t}^{(M)}) \right|} \\ &\leq \frac{G^{(m)} \frac{1}{\hat{t}^{(m)}}}{\left| \widehat{S}^{(m)}(t_s^{(1)}, \dots, t_s^{(m-1)}, \hat{t}^{(m)}, t_s^{(m+1)}, \dots, t_s^{(M)}) \right|} \\ &\leq \alpha^{(m)}. \end{aligned}$$

By the definition of $\widehat{\mathcal{T}}(\alpha^{(1)}, \dots, \alpha^{(m)})$, we have

$$(\widehat{t}^{(1)}, \dots, \widehat{t}^{(M)}) \in \widehat{\mathcal{T}}(\alpha^{(1)}, \dots, \alpha^{(m)}).$$

A2 Proof of Proposition 2.4

We can view this Algorithm as a gradual adjustment or say a careful rise of thresholds $t^{(m)}$, until the FDP of all layers are under control. Therefore, two things are needed to complete the proof of this proposition. One is the prudence of the Algorithm that $t_k^{(m)} \leq \widehat{t}^{(m)}$ for all m, k , where the vector $(t_k^{(1)}, \dots, t_k^{(M)})$ represents the thresholds after k th pass through the Algorithm. The other is the availability of this Algorithm that $(t_{\text{final}}^{(1)}, \dots, t_{\text{final}}^{(M)}) \in \widehat{\mathcal{T}}(\alpha^{(1)}, \dots, \alpha^{(M)})$. The first thing guarantees that $(t_{\text{final}}^{(1)}, \dots, t_{\text{final}}^{(M)}) \leq (\widehat{t}^{(1)}, \dots, \widehat{t}^{(M)})$, where the inequality holds element-wise. Together with the definition of $(\widehat{t}^{(1)}, \dots, \widehat{t}^{(M)})$, the second thing shows $(t_{\text{final}}^{(1)}, \dots, t_{\text{final}}^{(M)}) \geq (\widehat{t}^{(1)}, \dots, \widehat{t}^{(M)})$. Thus, we have $(t_{\text{final}}^{(1)}, \dots, t_{\text{final}}^{(M)}) = (\widehat{t}^{(1)}, \dots, \widehat{t}^{(M)})$. According to the initialization of the Algorithm, we see that $t_0^{(m)} \leq \widehat{t}^{(m)}$ for all m . Now we assume that $t_{k-1}^{(m)} \leq \widehat{t}^{(m)}$ for $m \in [M]$, and for a fixed m , we assume $t_k^{(m')} \leq \widehat{t}^{(m')}$ for $m' \in \{1, \dots, m\}$. We will prove $t_k^{(m)} \leq \widehat{t}^{(m)}$. Based on our assumptions, we have

$$\widehat{S}^{(m)}(t_k^{(1)}, \dots, t_k^{(m-1)}, T, t_{k-1}^{(m+1)}, \dots, t_{k-1}^{(M)}) \supseteq \widehat{S}^{(m)}(\widehat{t}^{(1)}, \dots, \widehat{t}^{(m-1)}, T, \widehat{t}^{(m+1)}, \dots, \widehat{t}^{(M)})$$

for any T . Then

$$\widehat{S}^{(m)}(t_k^{(1)}, \dots, t_k^{(m-1)}, \widehat{t}^{(m)}, t_{k-1}^{(m+1)}, \dots, t_{k-1}^{(M)}) \supseteq \widehat{S}^{(m)}(\widehat{t}^{(1)}, \dots, \widehat{t}^{(M)})$$

still holds and further means that

$$\widehat{\text{FDP}}^{(m)}(t_k^{(1)}, \dots, t_k^{(m-1)}, \widehat{t}^{(m)}, t_{k-1}^{(m+1)}, \dots, t_{k-1}^{(M)}) \leq \widehat{\text{FDP}}^{(m)}(\widehat{t}^{(1)}, \dots, \widehat{t}^{(M)}).$$

By definition of the Algorithm that

$$t_k^{(m)} = \min \left\{ T \in [t_{k-1}^{(m)}, +\infty) : \frac{G^{(m)} \frac{1}{T}}{1 \vee \left| \widehat{S}^{(m)}(t^{(1)}, \dots, t^{(m-1)}, T, t^{(m+1)}, \dots, t^{(M)}) \right|} \leq \alpha^{(m)} \right\},$$

we have $t_k^{(m)} \leq \widehat{t}^{(m)}$. Thus, we complete the first part of the proof. Now we turn to the second part of the proof. Since $(t_{\text{final}}^{(1)}, \dots, t_{\text{final}}^{(M)})$ is the output of the Algorithm, we have

$$\frac{G^{(m)} \frac{1}{t_{\text{final}}^{(m)}}}{1 \vee \left| \widehat{S}^{(m)}(t_{\text{final}}^{(1)}, \dots, t_{\text{final}}^{(M)}) \right|} \leq \alpha^{(m)} \text{ for all } m \in [M].$$

By the definition of $\widehat{\mathcal{T}}(\alpha^{(1)}, \dots, \alpha^{(M)})$, we have $(t_{\text{final}}^{(1)}, \dots, t_{\text{final}}^{(M)}) \in \widehat{\mathcal{T}}(\alpha^{(1)}, \dots, \alpha^{(M)})$. Thus, we complete the second part of the proof.

A3 Proof of Theorem 2.5

For generalized e-filter, the maximizer $\widehat{t}^{(m)}$ lies in the set $\{G^{(m)}/(\alpha^{(m)}k) : k \in [G^{(m)}]\} \cup \{\infty\}$ for each $m \in [M]$. For any fixed $m \in [M]$, we first consider $\widehat{t}^{(m)} \in \{G^{(m)}/(\alpha^{(m)}k) : k \in [G^{(m)}]\}$.

We have

$$\begin{aligned}
& \text{FDR}^{(m)} \\
&= \mathbb{E} \left[\frac{|\widehat{S}^{(m)}(\widehat{t}^{(1)}, \dots, \widehat{t}^{(M)}) \cap \mathcal{H}_0^{(m)}|}{|\widehat{S}^{(m)}(\widehat{t}^{(1)}, \dots, \widehat{t}^{(M)})|} \right] \\
&= \mathbb{E} \left[\frac{\sum_{g \in \mathcal{H}_0^{(m)}} \mathbb{I} \left\{ g \in \widehat{S}^{(m)}(\widehat{t}^{(1)}, \dots, \widehat{t}^{(M)}) \right\}}{|\widehat{S}^{(m)}(\widehat{t}^{(1)}, \dots, \widehat{t}^{(M)})|} \right] \\
&= \mathbb{E} \left[\sum_{g \in \mathcal{H}_0^{(m)}} \frac{G^{(m)} \frac{1}{\widehat{t}^{(m)}}}{|\widehat{S}^{(m)}(\widehat{t}^{(1)}, \dots, \widehat{t}^{(M)})|} \cdot \frac{\mathbb{I} \left\{ g \in \widehat{S}^{(m)}(\widehat{t}^{(1)}, \dots, \widehat{t}^{(M)}) \right\}}{G^{(m)} \frac{1}{\widehat{t}^{(m)}}} \right] \\
&\leq \frac{\alpha^{(m)}}{G^{(m)}} \cdot \mathbb{E} \left[\sum_{g \in \mathcal{H}_0^{(m)}} \widehat{t}^{(m)} \cdot \mathbb{I} \left\{ g \in \widehat{S}^{(m)}(\widehat{t}^{(1)}, \dots, \widehat{t}^{(M)}) \right\} \right] \\
&\leq \sum_{g \in \mathcal{H}_0^{(m)}} \frac{\alpha^{(m)}}{G^{(m)}} \cdot \mathbb{E} \left[\widehat{t}^{(m)} \cdot \mathbb{I} \left\{ e_g^{(m)} \geq \widehat{t}^{(m)} \right\} \right] \\
&= \sum_{g \in \mathcal{H}_0^{(m)}} \frac{\alpha^{(m)}}{G^{(m)}} \mathbb{E} \left[\widehat{t}^{(m)} \cdot \mathbb{I} \left\{ e_g^{(m)} \geq \widehat{t}^{(m)} \right\}, e_g^{(m)} \geq \widehat{t}^{(m)} \right] \\
&\quad + \sum_{g \in \mathcal{H}_0^{(m)}} \frac{\alpha^{(m)}}{G^{(m)}} \mathbb{E} \left[\widehat{t}^{(m)} \cdot \mathbb{I} \left\{ e_g^{(m)} \geq \widehat{t}^{(m)} \right\}, e_g^{(m)} < \widehat{t}^{(m)} \right] \\
&\leq \sum_{g \in \mathcal{H}_0^{(m)}} \frac{\alpha^{(m)}}{G^{(m)}} \mathbb{E}[e_g^{(m)}].
\end{aligned}$$

If $\{e_g^{(m)}\}_{g \in [G^{(m)}]}$ is a set of e-values or relaxed e-values, then FDR is exactly controlled under $\alpha^{(m)}$ in finite sample settings. If $\{e_g^{(m)}\}_{g \in [G^{(m)}]}$ is a set of asymptotic e-values, then FDR is asymptotically controlled under $\alpha^{(m)}$ as $G^{(m)} \rightarrow \infty$. The rest of the situation is similar.

For any fixed $m \in [M]$, next we discuss the case that $\widehat{t}^{(m)} = \infty$. If $\{e_g^{(m)}\}_{g \in [G^{(m)}]}$ is a set of e-values or relaxed e-values, then $e_g^{(m)} < \infty$ holds almost surely because $e_g^{(m)}$ is nonnegative and $\mathbb{E}[e_g^{(m)}]$ is upper bounded. Thus, no features are selected almost surely, because $e_g^{(m)} < \widehat{t}^{(m)}$ holds almost surely. This further leads that $\text{FDP}^{(m)} = 0$ holds almost surely. In this case, $\text{FDR}^{(m)} = \mathbb{E}[\text{FDP}^{(m)}] = 0$. If $\{e_g^{(m)}\}_{g \in [G^{(m)}]}$ is a set of asymptotic e-values, then in a asymptotical sense, $e_g^{(m)} < \infty$ almost surely. The rest proof is almost the same as above.

A4 Proof of Theorem 3.1

Denote the rejection set of $\mathcal{G} \in \mathcal{K}_{\text{finite}} \cup \mathcal{K}_{\text{asy}}$ as $\mathcal{G}(\alpha)$ and the set of rejections for the generalized e-BH procedure withn one-bit "e-values" as S_{gebh} . On one hand, for $j \notin \mathcal{G}(\alpha)$, we have

$$e_j = N \cdot \frac{\mathbb{I}\{j \in \mathcal{G}(\alpha)\}}{\widehat{V}_{\mathcal{G}(\alpha)}} = 0,$$

which means that $j \notin S_{\text{gebh}}$ because only those satisfying $e_j \geq N/(\widehat{\alpha k}_{\text{gebh}})$ can be selected when $S_{\text{gebh}} \neq \emptyset$. So $S_{\text{gebh}} \subseteq \mathcal{G}(\alpha)$. On the other hand, we see that $\widehat{V}_{\mathcal{G}(\alpha)}/R_{\mathcal{G}(\alpha)} \leq \alpha$, which

means that for $j \in \mathcal{G}(\alpha)$, we have

$$e_j = N \cdot \frac{\mathbb{I}\{j \in \mathcal{G}(\alpha)\}}{\widehat{V}_{\mathcal{G}(\alpha)}} \geq \frac{N}{\alpha R_{\mathcal{G}(\alpha)}}.$$

According to the definition of generalized e-BH, we have $\widehat{k}_{\text{gebh}} = R_{\mathcal{G}(\alpha)}$. That is to say, the two rejection sets have the same size. Combining $S_{\text{gebh}} \subseteq \mathcal{G}(\alpha)$, we have $S_{\text{gebh}} = \mathcal{G}(\alpha)$.

A5 Proof of Theorem 3.2

It can be observed that after obtaining the set $\{e_g^{(m)}\}_{g \in G^{(m)}}$ for all $m \in [M]$, the remaining steps are the same as the generalized e-filter. In other words, we first obtain $\{e_g^{(m)}\}_{g \in [G^{(m)}]}$ by translating the result of $\mathcal{G}^{(m)}$, and then use them as input to the generalized e-filter. Looking back at the proof of theorem 2.5, we found that the control of $\text{FDR}^{(m)}$ depends on the properties of $\{e_g^{(m)}\}_{g \in [G^{(m)}]}$. When $\mathcal{G}^{(m)} \in \mathcal{K}_{\text{finite}}$, we have

$$\begin{aligned} \sum_{g \in \mathcal{H}_0^{(m)}} \mathbb{E}[e_g^{(m)}] &= \mathbb{E} \left[G^{(m)} \cdot \frac{\sum_{g \in \mathcal{H}_0^{(m)}} \mathbb{I}\{g \in \mathcal{G}^{(m)}(\alpha_0^{(m)})\}}{\widehat{V}_{\mathcal{G}^{(m)}(\alpha_0^{(m)})}} \right] \\ &= G^{(m)} \cdot \mathbb{E} \left[\frac{V_{\mathcal{G}^{(m)}(\alpha_0^{(m)})}}{\widehat{V}_{\mathcal{G}^{(m)}(\alpha_0^{(m)})}} \right] \\ &\leq G^{(m)}. \end{aligned}$$

This means that $\{e_g^{(m)}\}_{g \in [G^{(m)}]}$ is a set of relaxed e-values. According to Theorem 2.5, we have $\text{FDR}^{(m)} \leq \alpha^{(m)}$.

A6 Proof of Theorem 3.3

For ease of expression, we only prove the case that $\mathcal{G}^{(m)}$ achieves exact FDR control under finite sample for all $m \in [M]$. This means that $\mathbb{E}[V_{\mathcal{G}_r^{(m)}(\alpha_0^{(m)})}/\widehat{V}_{\mathcal{G}_r^{(m)}(\alpha_0^{(m)})}] \leq 1$ for all $m \in [M]$. Then we have

$$\begin{aligned} \sum_{g \in \mathcal{H}_0^{(m)}} \mathbb{E}[e_{gr}^{(m)}] &= \mathbb{E} \left[G^{(m)} \cdot \frac{\sum_{g \in \mathcal{H}_0^{(m)}} \mathbb{I}\{g \in \mathcal{G}_r^{(m)}(\alpha_0^{(m)})\}}{\widehat{V}_{\mathcal{G}_r^{(m)}(\alpha_0^{(m)})}} \right] \\ &= G^{(m)} \cdot \mathbb{E} \left[\frac{V_{\mathcal{G}_r^{(m)}(\alpha_0^{(m)})}}{\widehat{V}_{\mathcal{G}_r^{(m)}(\alpha_0^{(m)})}} \right] \\ &\leq G^{(m)}. \end{aligned}$$

Taking the average over $r = 1, \dots, R$, we have

$$\begin{aligned} \sum_{g \in \mathcal{H}_0^{(m)}} \mathbb{E}[\bar{e}_g^{(m)}] &= \sum_{g \in \mathcal{H}_0^{(m)}} \mathbb{E} \left[\sum_{r \in [R]} \omega_r^{(m)} e_{gr}^{(m)} \right] \\ &= \sum_{r \in [R]} \omega_r^{(m)} \sum_{g \in \mathcal{H}_0^{(m)}} \mathbb{E}[e_{gr}^{(m)}] \\ &\leq \sum_{r \in [R]} \omega_r^{(m)} G^{(m)} \\ &= G^{(m)}. \end{aligned}$$

According to the proof of Theorem 2.5, we have $\text{FDR}^{(m)} \leq \alpha^{(m)}$.

A7 Proof of Theorem 3.4

Denote the final threshold of the generalized e-filter $\widehat{S}_r(\alpha_0^{(1)}, \dots, \alpha_0^{(M)})$ as $(\widehat{T}^{(1)}, \dots, \widehat{T}^{(M)})$. On one hand, if $j \notin \mathcal{G}_r(\alpha_0^{(1)}, \dots, \alpha_0^{(M)})$, then its generalized e-value equals to zero by definition. Thus, X_j is not selected by the generalized e-filter, which means that $\mathcal{G}_r \supseteq \widehat{S}_r$. On the other hand, for any $(T^{(1)}, \dots, T^{(M)}) \in \mathcal{T}(\alpha_0^{(1)}, \dots, \alpha_0^{(M)})$, we have

$$S_{\text{gefilter}}(T^{(1)}, \dots, T^{(M)}) \subseteq \widehat{S}_r(\alpha_0^{(1)}, \dots, \alpha_0^{(M)}).$$

So finding threshold $(T^{(1)}, \dots, T^{(M)}) \in \mathcal{T}(\alpha_0^{(1)}, \dots, \alpha_0^{(M)})$ satisfying

$$S_{\text{gefilter}}(T^{(1)}, \dots, T^{(M)}) \supseteq \mathcal{G}_r(\alpha_0^{(1)}, \dots, \alpha_0^{(M)}),$$

implies that $\widehat{S}_r(\alpha_0^{(1)}, \dots, \alpha_0^{(M)}) \supseteq \mathcal{G}_r(\alpha_0^{(1)}, \dots, \alpha_0^{(M)})$, which then completes the proof. Next, we prove the existence of such $T^{(1)}, \dots, T^{(M)}$. Let

$$T^{(m)} = \frac{G^{(m)}}{\widehat{V}_{\mathcal{G}^{[m]}}},$$

then for those $j \in \mathcal{G}_r$, we have

$$e_{g^{(m,j)}}^{(m)} = T^{(m)}.$$

That is to say, if $(T^{(1)}, \dots, T^{(M)}) \in \mathcal{T}(\alpha_0^{(1)}, \dots, \alpha_0^{(M)})$, then X_j can be selected by the generalized e-filter. Then we have $S_{\text{gefilter}}(T^{(1)}, \dots, T^{(M)}) \supseteq \mathcal{G}_r$. Therefore, we only need to check whether the $\widehat{\text{FDP}}^{(m)}$ is controlled under $\alpha_0^{(m)}$ for all $m \in [M]$ when $S_{\text{gefilter}}(T^{(1)}, \dots, T^{(M)}) \supseteq \mathcal{G}_r$. Actually, it is clear that for any $m \in [M]$, we have

$$\begin{aligned} & \widehat{\text{FDP}}^{(m)}(T_1, \dots, T_M) \\ &= \frac{G^{(m)}}{T^{(m)} |S_{\text{gefilter}}^{(m)}(T^{(1)}, \dots, T^{(M)})|} \\ &= \frac{\widehat{V}_{\mathcal{G}^{[m]}}}{|S_{\text{gefilter}}^{(m)}(T^{(1)}, \dots, T^{(M)})|} \\ &= \frac{\widehat{V}_{\mathcal{G}^{[m]}}}{R_{\mathcal{G}^{[m]}}} \cdot \frac{R_{\mathcal{G}^{[m]}}}{|S_{\text{gefilter}}^{(m)}(T^{(1)}, \dots, T^{(M)})|} \\ &\leq \alpha_0^{(m)} \frac{R_{\mathcal{G}^{[m]}}}{|S_{\text{gefilter}}^{(m)}(T^{(1)}, \dots, T^{(M)})|} \\ &\leq \alpha^{(m)}. \end{aligned}$$

This concludes the proof.

A8 Proof of Theorem 3.5

Denote the final threshold vector of \mathcal{G}_r as $(\tilde{t}^{(1)}, \dots, \tilde{t}^{(M)})$. We first prove for the case that \mathcal{G}_r refers to $\text{MKF}(c_{\text{kn}})^+$. For each layer m , denote the group knockoff statistics as $\{W_{gr}^{(m)}\}_{g \in [G^{(m)}]}$. According to Katsevich and Sabatti [Katsevich and Sabatti \[2019\]](#), we have

$$\widehat{V}_{\mathcal{G}_r^{[m]}} = c \cdot \left(1 + \left| \left\{ g : W_{gr}^{(m)} \leq -\tilde{t}^{(m)} \right\} \right| \right).$$

Thus, we have

$$\begin{aligned}
& \sum_{g \in \mathcal{H}_0^{(m)}} \mathbb{E}[e_{gr}^{(m)}] \\
&= \mathbb{E} \left[G^{(m)} \cdot \frac{\sum_{g \in \mathcal{H}_0^{(m)}} \mathbb{I} \left\{ g \in \mathcal{G}_r^{[m]}(\alpha_0^{(m)}) \right\}}{\widehat{V}_{\mathcal{G}_r^{[m]}(\alpha_0^{(m)})}} \right] \\
&= G^{(m)} \cdot \mathbb{E} \left[\frac{V_{\mathcal{G}_r^{[m]}(\alpha_0^{(m)})}}{\widehat{V}_{\mathcal{G}_r^{[m]}(\alpha_0^{(m)})}} \right] \\
&= G^{(m)} \cdot \mathbb{E} \left[\frac{\left| \left\{ g : W_{gr}^{(m)} \geq \tilde{t}^{(m)} \right\} \cap \mathcal{H}_0^{(m)} \right|}{c \cdot \left(1 + \left| \left\{ g : W_{gr}^{(m)} \leq -\tilde{t}^{(m)} \right\} \right| \right)} \right] \\
&\leq G^{(m)} \cdot \frac{1}{c} \cdot \mathbb{E} \left[\sup_{t^{(m)}} \frac{\left| \left\{ g : W_{gr}^{(m)} \geq t^{(m)} \right\} \cap \mathcal{H}_0^{(m)} \right|}{1 + \left| \left\{ g : W_{gr}^{(m)} \leq -t^{(m)} \right\} \cap \mathcal{H}_0^{(m)} \right|} \right] \\
&\leq G^{(m)} \cdot \frac{c_{\text{kn}}}{c},
\end{aligned}$$

where $c_{\text{kn}} = 1.96$ and the proof of last inequality see [Katsevich and Sabatti \[2019\]](#). Then, we have

$$\sum_{g \in \mathcal{H}_0^{(m)}} \mathbb{E}[\bar{e}_g^{(m)}] \leq G^{(m)} \cdot \frac{c_{\text{kn}}}{c}.$$

According to the proof of [Theorem 2.5](#), we have

$$\text{FDR}^{(m)} \leq \frac{c_{\text{kn}}}{c} \alpha^{(m)}.$$

Now we prove for the case that $\mathcal{G}_r = (\mathcal{G}_r^{(1)}, \dots, \mathcal{G}_r^{(M)})$. We only prove for the case that $\mathcal{G}^{(m)} \in \mathcal{K}_{\text{finite}}$. When $\mathcal{G}_r(\alpha_0^{(1)}, \dots, \alpha_0^{(1)}) = \emptyset$, we have $e_{gr}^{(m)} = 0$. When $\mathcal{G}_r(\alpha_0^{(1)}, \dots, \alpha_0^{(1)}) \neq \emptyset$, according to the definition that

$$\widehat{V}_{\mathcal{G}_r^{[m]}(\alpha_0^{(m)})} = \frac{G^{(m)}}{\tilde{t}^{(m)}},$$

we have

$$\sum_{g \in \mathcal{H}_0^{(m)}} e_{gr}^{(m)} = \tilde{t}^{(m)} V_{\mathcal{G}_r^{[m]}(\alpha_0^{(m)})}.$$

Obviously, the fact $\tilde{t}^{(m)} \leq G^{(m)} / \widehat{V}_{\mathcal{G}_r^{[m]}(\alpha_0^{(m)})}$ holds. Thus, we have

$$\sum_{g \in \mathcal{H}_0^{(m)}} \mathbb{E}[e_{gr}^{(m)}] \leq G^{(m)} \mathbb{E} \left[\frac{V_{\mathcal{G}_r^{[m]}(\alpha_0^{(m)})}}{\widehat{V}_{\mathcal{G}_r^{[m]}(\alpha_0^{(m)})}} \right] \leq G^{(m)},$$

where the proof of the second inequality see the proof of [Theorem 2.5](#). The remaining proof is the same as [Theorem 3.3](#).

A9 Proof of [Theorem 4.4](#)

We introduce the following notations to present several key ratios. For $t \in \mathbb{R}$, denote

$$\widehat{L}_G^0(t) = \frac{1}{G_0} \sum_{g \in S_0^{\text{gFP}}} \mathbb{I} \{W_g > t\}, \quad L_G^0(t) = \frac{1}{G_0} \sum_{g \in S_0^{\text{gFP}}} \mathbb{P} \{W_g > t\},$$

$$\widehat{L}_G^1(t) = \frac{1}{G_1} \sum_{g \in S_1^{\text{grp}}} \mathbb{I}\{W_g > t\}, \quad \widehat{V}_G^0(t) = \frac{1}{G_0} \sum_{g \in S_0^{\text{grp}}} \mathbb{I}\left\{\min_{j \in \mathcal{A}_g} M_j < -t\right\}.$$

Denote $r_G = G_1/G_0$ and define several forms of FDP for group as

$$\text{FDP}_G(t) = \frac{\widehat{L}_G^0(t)}{\widehat{L}_G^0(t) + r_G \widehat{L}_G^1(t)}, \quad \text{FDP}_G^+(t) = \frac{\widehat{V}_G^0(t)}{\widehat{L}_G^0(t) + r_G \widehat{L}_G^1(t)}, \quad \overline{\text{FDP}}_G(t) = \frac{L_G^0(t)}{L_G^0(t) + r_G \widehat{L}_G^1(t)}.$$

Lemma A9.1. *Under Assumption 4.3, if $G_0 \rightarrow \infty$ as $G \rightarrow \infty$, we have in probability,*

$$\sup_{t \in \mathbb{R}} |\widehat{L}_G^0(t) - L_G^0(t)| \rightarrow 0, \quad \sup_{t \in \mathbb{R}} |\widehat{V}_G^0(t) - L_G^0(t)| \rightarrow 0.$$

Proof of Lemma A9.1. For any $\epsilon \in (0, 1)$, denote $-\infty = \alpha_0^G < \alpha_1^G < \dots < \alpha_{N_\epsilon}^G = +\infty$ with $N_\epsilon = \lceil \frac{2}{\epsilon} \rceil$, such that $L_G^0(\alpha_{k-1}^G) - L_G^0(\alpha_k^G) \leq \epsilon/2$ for $k = 1, \dots, N_\epsilon$. By Assumption 4.3, such a sequence $\{\alpha_k^G\}$ exists since $L_G^0(t)$ is a continuous function for $t \in \mathbb{R}$. We have

$$\begin{aligned} & \mathbb{P}\left(\sup_{t \in \mathbb{R}} (\widehat{L}_G^0(t) - L_G^0(t)) > \epsilon\right) \\ & \leq \mathbb{P}\left(\bigcup_{k=1}^{N_\epsilon} \sup_{t \in [\alpha_{k-1}^G, \alpha_k^G]} (\widehat{L}_G^0(t) - L_G^0(t)) \geq \epsilon\right) \\ & \leq \sum_{k=1}^{N_\epsilon} \mathbb{P}\left(\sup_{t \in [\alpha_{k-1}^G, \alpha_k^G]} (\widehat{L}_G^0(t) - L_G^0(t)) \geq \epsilon\right). \end{aligned} \quad (1)$$

Then, for any fixed $k \in \{1, \dots, N_\epsilon\}$, we have

$$\sup_{t \in [\alpha_{k-1}^G, \alpha_k^G]} (\widehat{L}_G^0(t) - L_G^0(t)) \leq \widehat{L}_G^0(\alpha_{k-1}^G) - L_G^0(\alpha_k^G) \leq \widehat{L}_G^0(\alpha_{k-1}^G) - L_G^0(\alpha_{k-1}^G) + \epsilon/2.$$

It further leads that

$$\begin{aligned} & \mathbb{P}\left(\sup_{t \in \mathbb{R}} (\widehat{L}_G^0(t) - L_G^0(t)) > \epsilon\right) \\ & \leq \sum_{k=1}^{N_\epsilon} \mathbb{P}\left(\sup_{t \in [\alpha_{k-1}^G, \alpha_k^G]} (\widehat{L}_G^0(t) - L_G^0(t)) \geq \epsilon\right) \\ & \leq \sum_{k=1}^{N_\epsilon} \mathbb{P}\left(\sup_{t \in [\alpha_{k-1}^G, \alpha_k^G]} (\widehat{L}_G^0(\alpha_{k-1}^G) - L_G^0(\alpha_{k-1}^G)) \geq \epsilon/2\right) \\ & \leq \sum_{k=1}^{N_\epsilon} \frac{4}{\epsilon^2 G_0^2} \text{Var}\left(\sum_{g \in S_0^{\text{grp}}} \mathbb{I}\{W_g > \alpha_{k-1}^G\}\right) \\ & \leq \frac{4cN_\epsilon}{\epsilon^2 G_0^{2-\alpha}} \rightarrow 0, \quad \text{as } G \rightarrow \infty. \end{aligned} \quad (2)$$

Similarly, we have

$$\mathbb{P}\left(\inf_{t \in \mathbb{R}} (\widehat{L}_G^0(t) - L_G^0(t)) < -\epsilon\right) \leq \sum_{k=1}^{N_\epsilon} \mathbb{P}\left(\widehat{L}_G^0(\alpha_k^G) - L_G^0(\alpha_k^G) \leq -\epsilon/2\right) \leq \frac{4cN_\epsilon}{\epsilon^2} \rightarrow 0,$$

as $G \rightarrow \infty$. So, the following inequality holds that

$$\mathbb{P}\left(\sup_{t \in \mathbb{R}} |\widehat{L}_G^0(t) - L_G^0(t)| > \epsilon\right) \rightarrow 0, \quad \text{as } G \rightarrow \infty.$$

Under Assumption 4.1, we have $\widehat{L}_G^0(t) \stackrel{d}{=} \widehat{V}_G^0(t)$, which means that $\sup_{t \in \mathbb{R}} |\widehat{V}_G^0(t) - L_G^0(t)| \rightarrow 0$ also holds in probability. \square

Proof of Theorem 4.4. With the assumption that $\text{Var}(W_g)$ is uniformly upper bounded and lower bounded away from 0, by Lemma A9.1, we have

$$\sup_{0 < t \leq c} |\text{FDP}_G^+(t) - \text{FDP}_G(t)| \xrightarrow{P} 0$$

for any constant $c > 0$. So for enough large G , we have

$$\begin{aligned} \mathbb{P}(\tau_\alpha \leq t_{\alpha-\epsilon}) &\geq \mathbb{P}(\text{FDP}_G^+(t_{\alpha-\epsilon}) \leq \alpha) \\ &\geq \mathbb{P}(|\text{FDP}_G^+(t_{\alpha-\epsilon}) - \text{FDP}_G(t_{\alpha-\epsilon})| \leq \epsilon, \text{FDP}_G(t_{\alpha-\epsilon}) \leq \alpha - \epsilon) \\ &\geq 1 - \epsilon. \end{aligned} \quad (3)$$

Conditioning on the event $\tau_\alpha \leq t_{\alpha-\epsilon}$, we have

$$\begin{aligned} &\limsup_{G \rightarrow \infty} \mathbb{E}[\text{FDP}_G(\tau_\alpha)] \\ &\leq \limsup_{G \rightarrow \infty} \mathbb{E}[\text{FDP}_G(\tau_\alpha) | \tau_\alpha \leq t_{\alpha-\epsilon}] \mathbb{P}(\tau_\alpha \leq t_{\alpha-\epsilon}) + \epsilon \\ &\leq \limsup_{G \rightarrow \infty} \mathbb{E}[|\text{FDP}_G(\tau_\alpha) - \overline{\text{FDP}}_G(\tau_\alpha)| | \tau_\alpha \leq t_{\alpha-\epsilon}] \mathbb{P}(\tau_\alpha \leq t_{\alpha-\epsilon}) \\ &\quad + \limsup_{G \rightarrow \infty} \mathbb{E}[|\text{FDP}_G^+(\tau_\alpha) - \overline{\text{FDP}}_G(\tau_\alpha)| | \tau_\alpha \leq t_{\alpha-\epsilon}] \mathbb{P}(\tau_\alpha \leq t_{\alpha-\epsilon}) \\ &\quad + \limsup_{G \rightarrow \infty} \mathbb{E}[\text{FDP}_G^+(\tau_\alpha) | \tau_\alpha \leq t_{\alpha-\epsilon}] \mathbb{P}(\tau_\alpha \leq t_{\alpha-\epsilon}) \\ &\leq \limsup_{G \rightarrow \infty} \mathbb{E} \left[\sup_{0 < t \leq t_{\alpha-\epsilon}} |\text{FDP}_G(t) - \overline{\text{FDP}}_G(t)| \right] \\ &\quad + \limsup_{G \rightarrow \infty} \mathbb{E} \left[\sup_{0 < t \leq t_{\alpha-\epsilon}} |\text{FDP}_G^+(t) - \overline{\text{FDP}}_G(t)| \right] \\ &\quad + \limsup_{G \rightarrow \infty} \mathbb{E}[\text{FDP}_G^+(\tau_\alpha)] + \epsilon \\ &\leq \alpha + \epsilon. \end{aligned} \quad (4)$$

This is because $\text{FDP}_G^+(\tau_\alpha)$ by the definition of τ_α and based on the Lemma A9.1 and the dominated convergence theorem, we have

$$\limsup_{G \rightarrow \infty} \mathbb{E} \left[\sup_{0 < t \leq t_{\alpha-\epsilon}} |\text{FDP}_G(t) - \overline{\text{FDP}}_G(t)| \right] = \limsup_{G \rightarrow \infty} \mathbb{E} \left[\sup_{0 < t \leq t_{\alpha-\epsilon}} |\text{FDP}_G^+(t) - \overline{\text{FDP}}_G(t)| \right] = 0.$$

Thus, we have

$$\limsup_{G \rightarrow \infty} \text{FDR}(\tau_\alpha) \leq \alpha.$$

□

A10 Proof of Theorem 4.6

We firstly prove that $\{\bar{e}_g\}$ is a set of asymptotic relaxed e-values. Denote the event A as $\{\tau_q \leq t_{q-\epsilon}\}$ and let

$$\widehat{V}_G^1(\tau_{\alpha_{\text{DS}}^r}) = \frac{1}{G_1} \sum_{g \in S_0^{\text{GRP}}} \mathbb{I} \left\{ \min_{j \in \mathcal{A}_g} M_j \leq -t \right\},$$

we have

$$\begin{aligned}
& \limsup_{G \rightarrow \infty} \frac{1}{G} \sum_{g \in S_0^{\text{grp}}} \mathbb{E}[e_{gr}] \\
&= \limsup_{G \rightarrow \infty} \frac{1}{G} \sum_{g \in S_0^{\text{grp}}} \mathbb{E} \left[G \cdot \frac{\mathbb{I}\{g \in \mathcal{G}_r(\alpha_{\text{DS}})\}}{\widehat{V}_{\mathcal{G}_r(\alpha_{\text{DS}})}} \right] \\
&= \limsup_{G \rightarrow \infty} \mathbb{E} \left[\frac{\sum_{g \in S_0^{\text{grp}}} \mathbb{I}\{g \in \mathcal{G}_r(\alpha_{\text{DS}})\}}{\widehat{V}_{\mathcal{G}_r(\alpha_{\text{DS}})}} \right] \\
&= \limsup_{G \rightarrow \infty} \mathbb{E} \left[\frac{\widehat{L}_G^0(\tau_{\alpha_{\text{DS}}}^r)}{\widehat{V}_G^0(\tau_{\alpha_{\text{DS}}}^r) + r_G \widehat{V}_G^1(\tau_{\alpha_{\text{DS}}}^r)} \right] \\
&\leq \limsup_{G \rightarrow \infty} \mathbb{E} \left[\frac{\widehat{L}_G^0(\tau_{\alpha_{\text{DS}}}^r)}{\widehat{V}_G^0(\tau_{\alpha_{\text{DS}}}^r) + r_G \widehat{V}_G^1(\tau_{\alpha_{\text{DS}}}^r)} \middle| A \right] \mathbb{P}(A) + \epsilon \\
&\leq \limsup_{G \rightarrow \infty} \mathbb{E} \left[\left| \frac{\widehat{L}_G^0(\tau_{\alpha_{\text{DS}}}^r)}{\widehat{V}_G^0(\tau_{\alpha_{\text{DS}}}^r) + r_G \widehat{V}_G^1(\tau_{\alpha_{\text{DS}}}^r)} - \frac{L_G^0(\tau_{\alpha_{\text{DS}}}^r)}{L_G^0(\tau_{\alpha_{\text{DS}}}^r) + r_G \widehat{V}_G^1(\tau_{\alpha_{\text{DS}}}^r)} \right| \middle| A \right] \mathbb{P}(A) \\
&\quad + \limsup_{G \rightarrow \infty} \mathbb{E} \left[\left| \frac{L_G^0(\tau_{\alpha_{\text{DS}}}^r)}{L_G^0(\tau_{\alpha_{\text{DS}}}^r) + r_G \widehat{V}_G^1(\tau_{\alpha_{\text{DS}}}^r)} - \frac{\widehat{V}_G^0(\tau_{\alpha_{\text{DS}}}^r)}{\widehat{V}_G^0(\tau_{\alpha_{\text{DS}}}^r) + r_G \widehat{V}_G^1(\tau_{\alpha_{\text{DS}}}^r)} \right| \middle| A \right] \mathbb{P}(A) \\
&\quad + \limsup_{G \rightarrow \infty} \mathbb{E} \left[\left| \frac{\widehat{V}_G^0(\tau_{\alpha_{\text{DS}}}^r)}{\widehat{V}_G^0(\tau_{\alpha_{\text{DS}}}^r) + r_G \widehat{V}_G^1(\tau_{\alpha_{\text{DS}}}^r)} \right| \middle| A \right] \mathbb{P}(A) + \epsilon \\
&\leq \limsup_{G \rightarrow \infty} \mathbb{E} \left[\sup_{0 \leq t \leq t_{q-\epsilon}} \left| \frac{\widehat{L}_G^0(t)}{\widehat{V}_G^0(t) + r_G \widehat{V}_G^1(t)} - \frac{L_G^0(t)}{L_G^0(t) + r_G \widehat{V}_G^1(t)} \right| \right] \\
&\quad + \limsup_{G \rightarrow \infty} \mathbb{E} \left[\sup_{0 \leq t \leq t_{q-\epsilon}} \left| \frac{L_G^0(t)}{L_G^0(t) + r_G \widehat{V}_G^1(t)} - \frac{\widehat{V}_G^0(t)}{\widehat{V}_G^0(t) + r_G \widehat{V}_G^1(t)} \right| \right] \\
&\quad + \limsup_{G \rightarrow \infty} \mathbb{E} \left[\left| \frac{\widehat{V}_G^0(\tau_{\alpha_{\text{DS}}}^r)}{\widehat{V}_G^0(\tau_{\alpha_{\text{DS}}}^r) + r_G \widehat{V}_G^1(\tau_{\alpha_{\text{DS}}}^r)} \right| \right] + \epsilon \\
&= \limsup_{G \rightarrow \infty} \mathbb{E} \left[\left| \frac{\widehat{V}_G^0(\tau_{\alpha_{\text{DS}}}^r)}{\widehat{V}_G^0(\tau_{\alpha_{\text{DS}}}^r) + r_G \widehat{V}_G^1(\tau_{\alpha_{\text{DS}}}^r)} \right| \right] + \epsilon \\
&\leq 1 + \epsilon.
\end{aligned} \tag{5}$$

The penultimate inequality is based on the lemma [A9.1](#) and dominated convergence theorem. According to the arbitrariness of ϵ , we complete the proof. Thus,

$$\begin{aligned}
& \limsup_{G \rightarrow \infty} \frac{1}{G} \sum_{g \in S_0^{\text{grp}}} \mathbb{E}[\bar{e}_g] \\
&= \limsup_{G \rightarrow \infty} \frac{1}{G} \sum_{g \in S_0^{\text{grp}}} \mathbb{E} \left[\frac{1}{R} \sum_{r=1}^R e_{gr} \right] \\
&= \frac{1}{R} \sum_{r=1}^R \left(\limsup_{G \rightarrow \infty} \frac{1}{G} \sum_{g \in S_0^{\text{grp}}} \mathbb{E}[e_{gr}] \right) \\
&\leq 1.
\end{aligned} \tag{6}$$

According to **(vi)** in Theorem [2.5](#), we have $\limsup_{G \rightarrow \infty} \text{FDR} \leq \alpha$.